DEPT OF BLDGS 421253526 Job Number
E3604096978 Scan Code

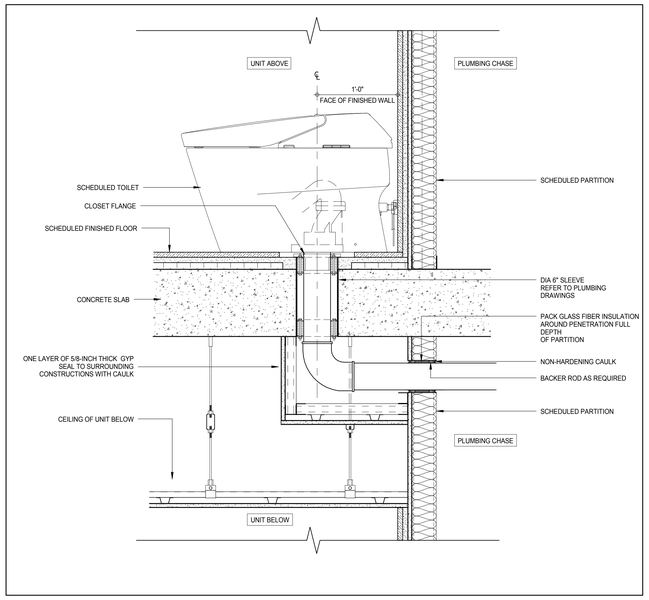

DETAIL SECTION - TYP. TOILET DRAIN ACOUSTIC DETAIL (4)

1 1/2" = 1'-0"

KEYNOTE LEGEND:

TAG #	DESCRIPTION
MF-15C	TOILET PARTITION SUPPORT - PRIMED & PAINTED STEEL

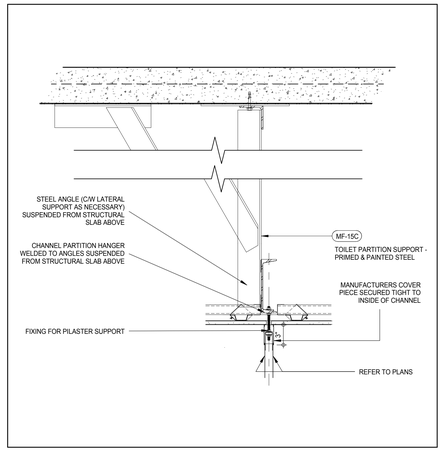

DETAIL SECTION - TYPICAL CLG HUNG TOILET PARTITION SUPPORT (3)

1 1/2" = 1'-0"

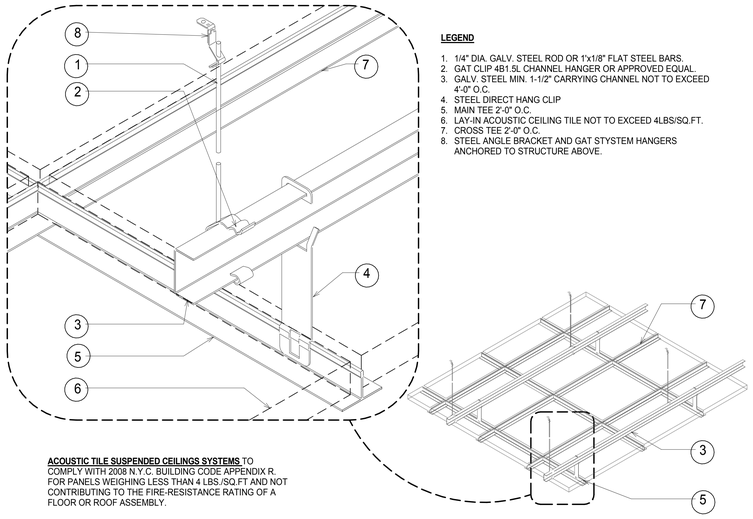

LEGEND

1. 1/4" DIA. GALV. STEEL ROD OR 1"x1/8" FLAT STEEL BARS.
2. GAT CLIP 4B1.5L CHANNEL HANGER OR APPROVED EQUAL.
3. GALV. STEEL MIN. 1-1/2" CARRYING CHANNEL NOT TO EXCEED 4'-0" O.C.
4. STEEL DIRECT HANG CLIP
5. MAIN TEE 2'-0" O.C.
6. LAY-IN ACOUSTIC CEILING TILE NOT TO EXCEED 4LBS/SQ.FT.
7. CROSS TEE 2'-0" O.C.
8. STEEL ANGLE BRACKET AND GAT STYSTEM HANGERS ANCHORED TO STRUCTURE ABOVE.

ACOUSTIC TILE SUSPENDED CEILINGS SYSTEMS TO COMPLY WITH 2008 N.Y.C. BUILDING CODE APPENDIX R. FOR PANELS WEIGHING LESS THAN 4 LBS./SQ.FT AND NOT CONTRIBUTING TO THE FIRE-RESISTANCE RATING OF A FLOOR OR ROOF ASSEMBLY.

TYPICAL ACOUSTIC TILE SUSPENDED CEILING SYSTEM (2)

12" = 1'-0"

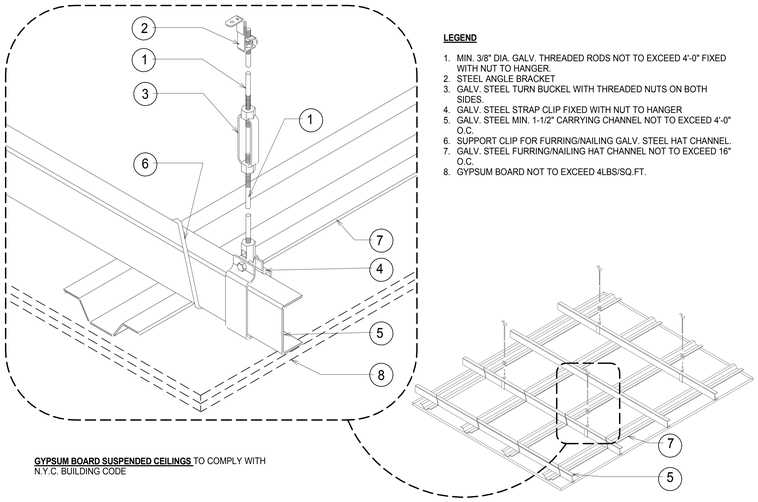

LEGEND

1. MIN. 3/8" DIA. GALV. THREADED RODS NOT TO EXCEED 4'-0" FIXED WITH NUT TO HANGER.
2. STEEL ANGLE BRACKET
3. GALV. STEEL TURN BUCKEL WITH THREADED NUTS ON BOTH SIDES.
4. GALV. STEEL STRAP CLIP FIXED WITH NUT TO HANGER
5. GALV. STEEL MIN. 1-1/2" CARRYING CHANNEL NOT TO EXCEED 4'-0" O.C.
6. SUPPORT CLIP FOR FURRING/NAILING GALV. STEEL HAT CHANNEL.
7. GALV. STEEL FURRING/NAILING HAT CHANNEL NOT TO EXCEED 16" O.C.
8. GYPSUM BOARD NOT TO EXCEED 4LBS/SQ.FT.

GYPSUM BOARD SUSPENDED CEILINGS TO COMPLY WITH N.Y.C. BUILDING CODE

TYPICAL GYPSUM BOARD SUSPENDED CEILING SYSTEM (1)

12" = 1'-0"

/ISSUED AS: AI-300 - CD PROGRESS ISSUE 3 - 09 MAR 15/

KEY PLAN:

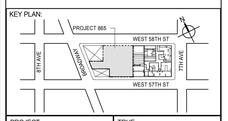

PROJECT NORTH

TRUE NORTH

DEVELOPER:
EXTELL DEVELOPMENT COMPANY
805 THIRD AVENUE, 7TH FLOOR
New York, NY 10022 USA
TEL: 212 712 6000 FAX: 212 712 6100

DESIGN ARCHITECT: Base Building Shell & Core
ADRIAN SMITH + GORDON GILL ARCHITECTURE
111 WEST MONROE STREET SUITE 2300
CHICAGO IL 60603
TEL: 312 920 1888 FAX: 312 920 1775

INTERIOR DESIGNER: Residential
Rottet Architecture and Design Studio, PLLC
298 Fifth Ave. 7th Floor
New York, NY 10001
TEL: 646 998 7000 FAX:

ARCHITECT OF RECORD: Base Building Shell, Core, & Residential
AAI ARCHITECTS, P.C.
401 Wellington St. W., 3rd Floor
Toronto, ON M5V 1E7 Canada
TEL: 416 967 1500 FAX: 416 967 7150

STRUCTURAL ENGINEERS:
WSP CANTOR SEINUK
228 EAST 45th Street
New York, NY 10017 USA
TEL: 212 687 9888 FAX: 646 487 5501

MEP ENGINEERS:
AKF GROUP
165 Broadway, 22nd Floor
New York, NY 10006 USA
TEL: 212 354 5656 FAX: 212 354 5668

GEOTECHNICAL ENGINEERS:
Langan Engineering & Environmental Services
21 Penn Plaza - 360 West 31st Street, 8th Floor
New York, NY 10001-2727
TEL: 212 479 5400 FAX: 212 479 5444

CODE CONSULTANTS:
Construction Consulting Associates
100 Church Street
New York, NY 10007
TEL: 212 385 1818 FAX: 212 385 1911

CURTAINWALL CONSULTANT:
AJLP Consulting
40 Worth Street. Suite 826
New York, NY 10013
TEL: 212 757 5659 FAX: 646 219 8508

LANDMARK/PRESERVATION CONSULTANT:
Jan Hird Pokorny Associates, Inc.
39 West 37th Street, 12A
New York, NY 10018
TEL: 212 759 6462 FAX: 212 759 6540

No.	DESCRIPTION	DATE
1	CD PROGRESS ISSUE 2	19 DEC 14
2	D.O.B. SUBMISSION	18 FEB 15
3	CD PROGRESS ISSUE 3	09 MAR 15
	D.O.B. SUBMISSION	27 APR 15
4	CD PROGRESS ISSUE 4	01 JUN 15
5	CD PROGRESS ISSUE 5	10 AUG 15
	D.O.B. AMENDMENT 2	21 SEP 15

NOT FOR BID/CONSTRUCTION

Discrepancies must be reported immediately to the Architect before proceeding. Only figured dimensions are to be used. Contractors must check all dimensions on site. This drawing is protected by copyright.

ALL DIMENSIONS ARE SHOWN IN IMPERIAL.

CONSULTANT:

AAI ARCHITECTS, P.C.

PROJECT:

217 WEST 57TH STREET
NEW YORK, NY

DRAWING TITLE:

TYPICAL CEILING DETAILS

SEAL & SIGNATURE:

REGISTERED ARCHITECT WILLIAE DAVID JAMES 028881 STATE OF NEW YORK

DATE:	19 DEC 14
PROJECT No:	1216-00
DRAWN: Author	REV:
CHK: Checker	5
SCALE: As indicated	
DWG No:	A-700.01
DOB PAGE No:	369 of 569

DOB EMPLOYEE STAMP:

DOB B-SCAN:

36" x 48" Arch E SHEET SIZE

FILE NAME: C:\Revit Local Files\EXTELL-865-AAI-TWR-CNF_hudsonv.rvt
PLOT DATE: 9/22/2015 11:52:26 AM

DEPT OF BLDGS 421206526 Job Number
E524297806 Scan Code

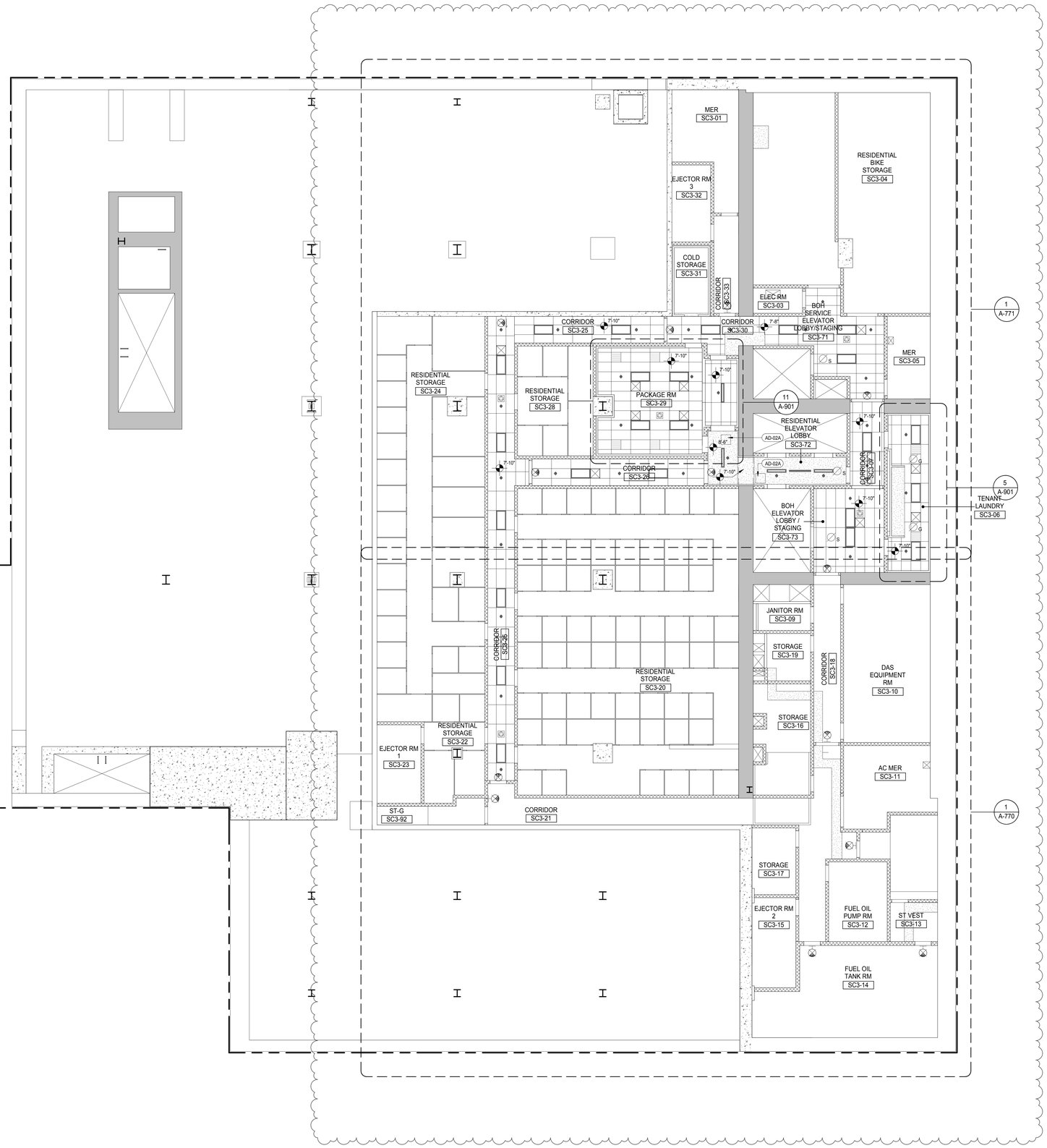

KEYNOTE LEGEND:

TAG #	DESCRIPTION
AD-02A	ACCESS DOOR FLUSH NON RATED 24" x 24"

KEY PLAN:

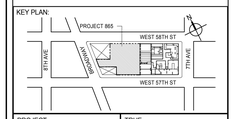

PROJECT NORTH

TRUE NORTH

DEVELOPER:
EXTELL DEVELOPMENT COMPANY
805 THIRD AVENUE, 7TH FLOOR
New York, NY 10022 USA
TEL: 212 712 6000 FAX: 212 712 6100

DESIGN ARCHITECT: Base Building Shell & Core
ADRIAN SMITH + GORDON GILL ARCHITECTURE
111 WEST MONROE STREET SUITE 2300
CHICAGO IL 60603
TEL: 312 920 1888 FAX: 312 920 1775

INTERIOR DESIGNER: Residential
Rottet Architecture and Design Studio, PLLC
298 Fifth Ave, 7th Floor
New York, NY 10001
TEL: 646 998 7000 FAX:

ARCHITECT OF RECORD: Base Building Shell, Core, & Residential
AAI ARCHITECTS, P.C.
401 Wellington St. W., 3rd Floor
Toronto, ON M5V 1E7 Canada
TEL: 416 967 1500 FAX: 416 967 7150

STRUCTURAL ENGINEERS:
WSP CANTOR SEINUK
228 EAST 45th Street
New York, NY 10017 USA
TEL: 212 687 9888 FAX: 646 487 5501

MEP ENGINEERS:
AKF GROUP
165 Broadway, 22nd Floor
New York, NY 10006 USA
TEL: 212 354 5656 FAX: 212 354 5668

GEOTECHNICAL ENGINEERS:
Langan Engineering & Environmental Services
21 Penn Plaza - 360 West 31st Street, 8th Floor
New York, NY 10001-2727
TEL: 212 479 5400 FAX: 212 479 5444

CODE CONSULTANTS:
Construction Consulting Associates
100 Church Street
New York, NY 10007
TEL: 212 385 1818 FAX: 212 385 1911

CURTAINWALL CONSULTANT:
AJLP Consulting
40 Worth Street. Suite 826
New York, NY 10013
TEL: 212 757 5659 FAX: 646 219 8508

LANDMARK/PRESERVATION CONSULTANT:
Jan Hird Pokorny Associates, Inc.
39 West 37th Street, 12A
New York, NY 10018
TEL: 212 759 6462 FAX: 212 759 6540

No.	DESCRIPTION	DATE
1	CD PROGRESS ISSUE 2	19 DEC 14
2	D.O.B. SUBMISSION	18 FEB 15
3	CD PROGRESS ISSUE 3	09 MAR 15
	D.O.B. SUBMISSION	27 APR 15
4	CD PROGRESS ISSUE 4	01 JUN 15
5	CD PROGRESS ISSUE 5	10 AUG 15
	D.O.B. AMENDMENT 2	21 SEP 15

/ISSUED AS: AI-301 - CD PROGRESS ISSUE 3 - 09 MAR 15/

NOT FOR BID/CONSTRUCTION

Discrepancies must be reported immediately to the Architect before proceeding. Only figured dimensions are to be used. Contractors must check all dimensions on site. This drawing is protected by copyright.

ALL DIMENSIONS ARE SHOWN IN IMPERIAL.

CONSULTANT:

AAI ARCHITECTS, P.C.

PROJECT:

217 WEST 57TH STREET
NEW YORK, NY

DRAWING TITLE:

SUB CELLAR 3 REFLECTED CEILING PLAN (B.O.H. SUPPORT) (MFD-SUB CELLAR 3)

SEAL & SIGNATURE:

REGISTERED ARCHITECT JAMES DAVID JAMIESON 028883 STATE OF NEW YORK

DATE:	19 DEC 14
PROJECT No:	1216-00
DRAWN: Author	REV:
CHK: Checker	5
SCALE: 1/8" = 1'-0"	
DWG No:	A-701.01
DOB PAGE No:	370 of 569

DOB EMPLOYEE STAMP:

DOB B-SCAN:

36" x 48" Arch E SHEET SIZE
FILE NAME: C:\Revit Local Files\EXTELL-865-AAI-TWR-CNF_hudsonv.rvt
PLOT DATE: 9/22/2015 11:52:54 AM

DEPT OF BLDGS 421206505 Job Number
ES70013568 Scan Code

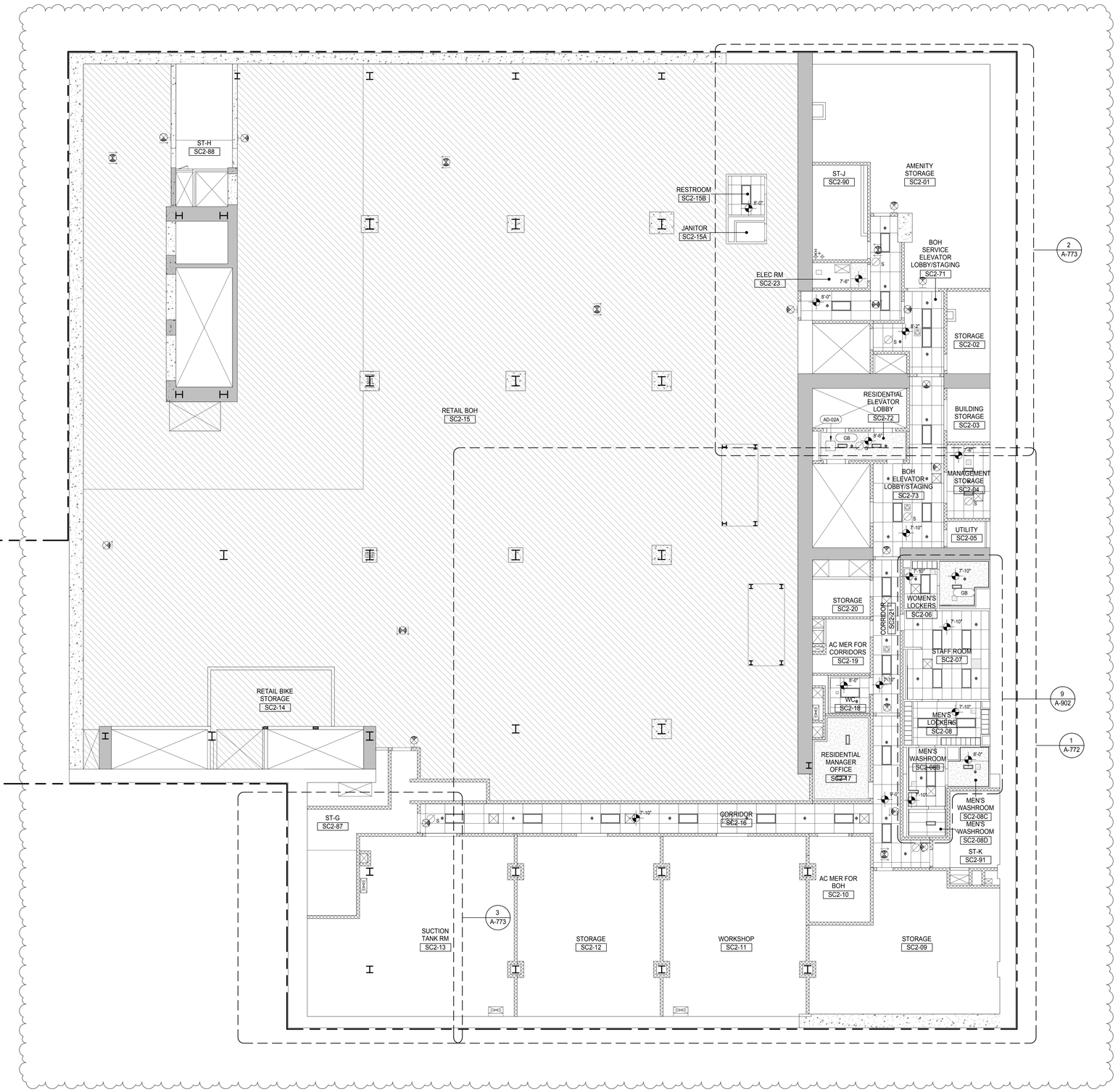

KEYNOTE LEGEND:

TAG #	DESCRIPTION
AD-02A	ACCESS DOOR FLUSH NON RATED 24" x 24"
GB	GYPSUM BOARD

KEY PLAN:

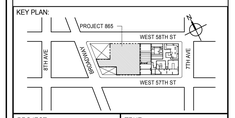

PROJECT NORTH

TRUE NORTH

DEVELOPER:
EXTELL DEVELOPMENT COMPANY
805 THIRD AVENUE, 7TH FLOOR
New York, NY 10022 USA
TEL: 212 712 6000 FAX: 212 712 6100

DESIGN ARCHITECT: Base Building Shell & Core
ADRIAN SMITH + GORDON GILL ARCHITECTURE
111 WEST MONROE STREET SUITE 2300
CHICAGO IL 60603
TEL: 312 920 1888 FAX: 312 920 1775

INTERIOR DESIGNER: Residential
Rottet Architecture and Design Studio, PLLC
298 Fifth Ave, 7th Floor
New York, NY 10001
TEL: 646 998 7000 FAX:

ARCHITECT OF RECORD: Base Building Shell, Core, & Residential
AAI ARCHITECTS, P.C.
401 Wellington St. W., 3rd Floor
Toronto, ON M5V 1E7 Canada
TEL: 416 967 1500 FAX: 416 967 7150

STRUCTURAL ENGINEERS:
WSP CANTOR SEINUK
228 EAST 45th Street
New York, NY 10017 USA
TEL: 212 687 9888 FAX: 646 487 5501

MEP ENGINEERS:
AKF GROUP
165 Broadway, 22nd Floor
New York, NY 10006 USA
TEL: 212 354 5656 FAX: 212 354 5668

GEOTECHNICAL ENGINEERS:
Langan Engineering & Environmental Services
21 Penn Plaza - 360 West 31st Street, 8th Floor
New York, NY 10001-2727
TEL: 212 479 5400 FAX: 212 479 5444

CODE CONSULTANTS:
Construction Consulting Associates
100 Church Street
New York, NY 10007
TEL: 212 385 1818 FAX: 212 385 1911

CURTAINWALL CONSULTANT:
AJLP Consulting
40 Worth Street. Suite 826
New York, NY 10013
TEL: 212 757 5659 FAX: 646 219 8508

LANDMARK/PRESERVATION CONSULTANT:
Jan Hird Pokorny Associates, Inc.
39 West 37th Street, 12A
New York, NY 10018
TEL: 212 759 6462 FAX: 212 759 6540

No.	DESCRIPTION	DATE
1	CD PROGRESS ISSUE 2	19 DEC 14
2	D.O.B. SUBMISSION	18 FEB 15
3	CD PROGRESS ISSUE 3	09 MAR 15
	D.O.B. SUBMISSION	27 APR 15
4	CD PROGRESS ISSUE 4	01 JUN 15
5	CD PROGRESS ISSUE 5	10 AUG 15
	D.O.B. AMENDMENT 2	21 SEP 15

/ISSUED AS: AI-302 - CD PROGRESS ISSUE 3 - 09 MAR 15/

NOT FOR BID/CONSTRUCTION

Discrepancies must be reported immediately to the Architect before proceeding. Only figured dimensions are to be used. Contractors must check all dimensions on site. This drawing is protected by copyright.

ALL DIMENSIONS ARE SHOWN IN IMPERIAL.

CONSULTANT:
AAI ARCHITECTS, P.C.

PROJECT:
217 WEST 57TH STREET
NEW YORK, NY

DRAWING TITLE:
SUB CELLAR 2 REFLECTED CEILING PLAN (B.O.H. SUPPORT) (MFD-SUB CELLAR 2)

SEAL & SIGNATURE:
REGISTERED ARCHITECT JAMES DAVID JARDINE No. 028881 STATE OF NEW YORK

DATE:	19 DEC 14
PROJECT No:	1216-00
DRAWN: Author	REV: 5
CHK.: Checker	
SCALE: 1/8" = 1'-0"	
DWG No:	A-702.01
DOB PAGE No:	371 of 569

DOB EMPLOYEE STAMP:
DOB B-SCAN:

36" x 48" Arch E SHEET SIZE
FILE NAME: C:\Revit Local Files\EXTELL-865-AAI-TVR-CNF_Jardinim.rvt
PLOT DATE: 9/02/2015 11:33:10 AM

DEPT OF BLDGS 421283626 Job Number
E3492335045 Scan Code

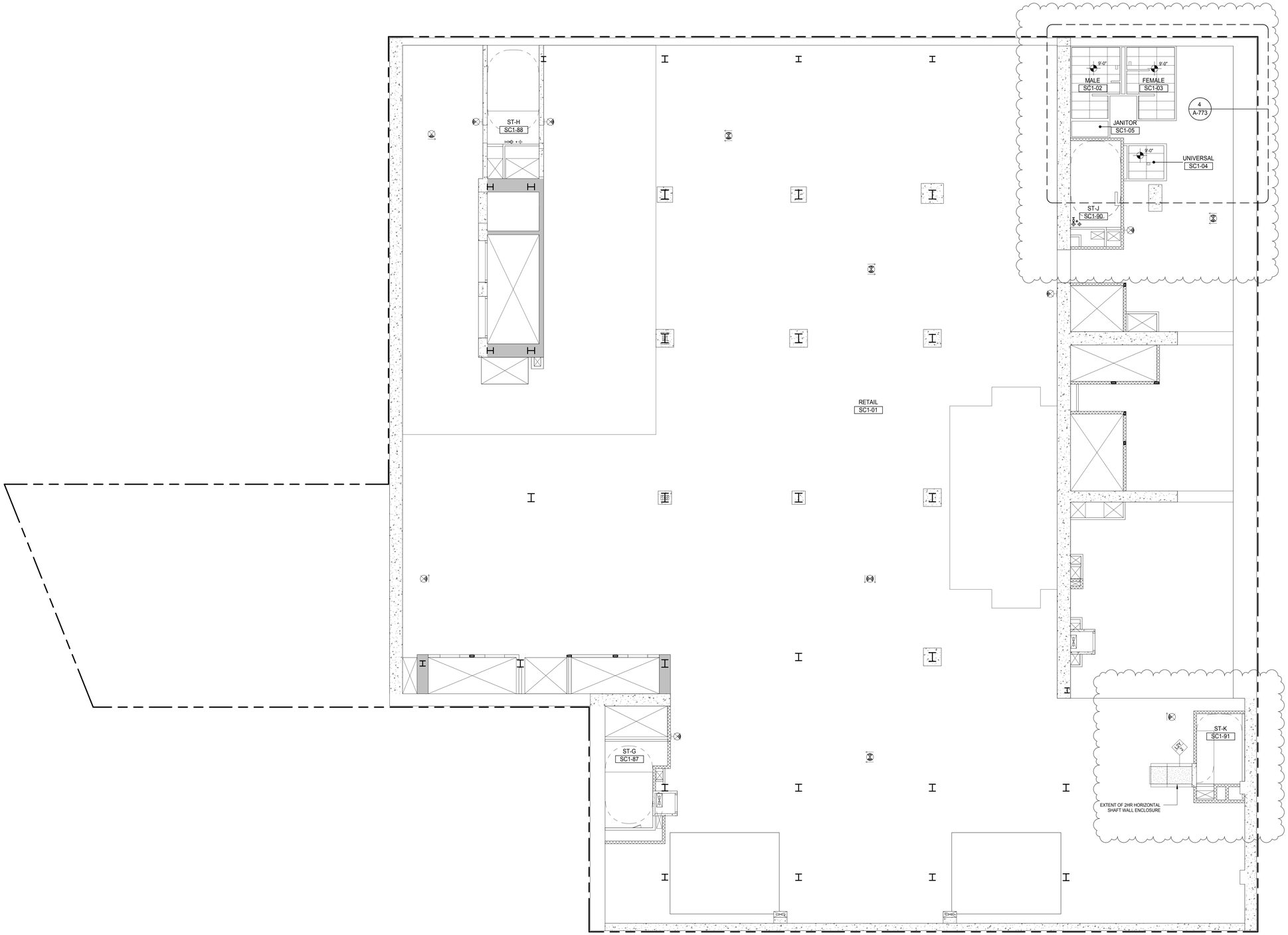



KEY PLAN:

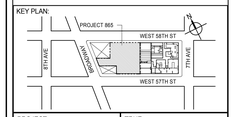

PROJECT NORTH

TRUE NORTH

DEVELOPER:
EXTELL DEVELOPMENT COMPANY
805 THIRD AVENUE, 7TH FLOOR
New York, NY 10022 USA
TEL: 212 712 6000 FAX: 212 712 6100

DESIGN ARCHITECT: Base Building Shell & Core
ADRIAN SMITH + GORDON GILL ARCHITECTURE
111 WEST MONROE STREET SUITE 2300
CHICAGO IL 60603
TEL: 312 920 1888 FAX: 312 920 1775

INTERIOR DESIGNER: Residential
Rottet Architecture and Design Studio, PLLC
298 Fifth Ave, 7th Floor
New York, NY 10001
TEL: 646 998 7000 FAX:

ARCHITECT OF RECORD: Base Building Shell, Core, & Residential
AAI ARCHITECTS, P.C.
401 Wellington St. W., 3rd Floor
Toronto, ON M5V 1E7 Canada
TEL: 416 967 1500 FAX: 416 967 7150

STRUCTURAL ENGINEERS:
WSP CANTOR SEINUK
228 EAST 45th Street
New York, NY 10017 USA
TEL: 212 687 9888 FAX: 646 487 5501

MEP ENGINEERS:
AKF GROUP
165 Broadway, 22nd Floor
New York, NY 10006 USA
TEL: 212 354 5656 FAX: 212 354 5668

GEOTECHNICAL ENGINEERS:
Langan Engineering & Environmental Services
21 Penn Plaza - 360 West 31st Street, 8th Floor
New York, NY 10001-2727
TEL: 212 479 5400 FAX: 212 479 5444

CODE CONSULTANTS:
Construction Consulting Associates
100 Church Street
New York, NY 10007
TEL: 212 385 1818 FAX: 212 385 1911

CURTAINWALL CONSULTANT:
AJLP Consulting
40 Worth Street. Suite 826
New York, NY 10013
TEL: 212 757 5659 FAX: 646 219 8508

LANDMARK/PRESERVATION CONSULTANT:
Jan Hird Pokorny Associates, Inc.
39 West 37th Street, 12A
New York, NY 10018
TEL: 212 759 6462 FAX: 212 759 6540

No.	DESCRIPTION	DATE
1	CD PROGRESS ISSUE 2	19 DEC 14
2	D.O.B. SUBMISSION	18 FEB 15
3	CD PROGRESS ISSUE 3	09 MAR 15
	D.O.B. SUBMISSION	27 APR 15
4	CD PROGRESS ISSUE 4	01 JUN 15
5	CD PROGRESS ISSUE 5	10 AUG 15
	D.O.B. AMENDMENT 2	21 SEP 15

/ISSUED AS: AI-303 - CD PROGRESS ISSUE 3 - 09 MAR 15/

NOT FOR BID/CONSTRUCTION

Discrepancies must be reported immediately to the Architect before proceeding. Only figured dimensions are to be used. Contractors must check all dimensions on site. This drawing is protected by copyright.

ALL DIMENSIONS ARE SHOWN IN IMPERIAL.

CONSULTANT:

AAI ARCHITECTS, P.C.

PROJECT:

217 WEST 57TH STREET
NEW YORK, NY

DRAWING TITLE:

SUB CELLAR 1 REFLECTED CEILING PLAN (RETAIL) (MFD-SUB CELLAR 1)

SEAL & SIGNATURE:

REGISTERED ARCHITECT RENE DAVID UNGERS 026863 STATE OF NEW YORK

DATE:	19 DEC 14
PROJECT No:	1216-00
DRAWN: Author	REV:
CHK: Checker	5
SCALE: 1/8" = 1'-0"	
DWG No:	A-703.01
DOB PAGE No:	372 of 569

DOB EMPLOYEE STAMP:

DOB B-SCAN:

36" x 48" Arch E SHEET SIZE
FILE NAME: C:\Revit Local Files\EXTELL-865-AAI-TWR-CNE_hadams.rvt
PLOT DATE: 9/22/2015 11:53:27 AM

DEPT OF BLDGS 421263426 Job Number
E520139390 Scan Code

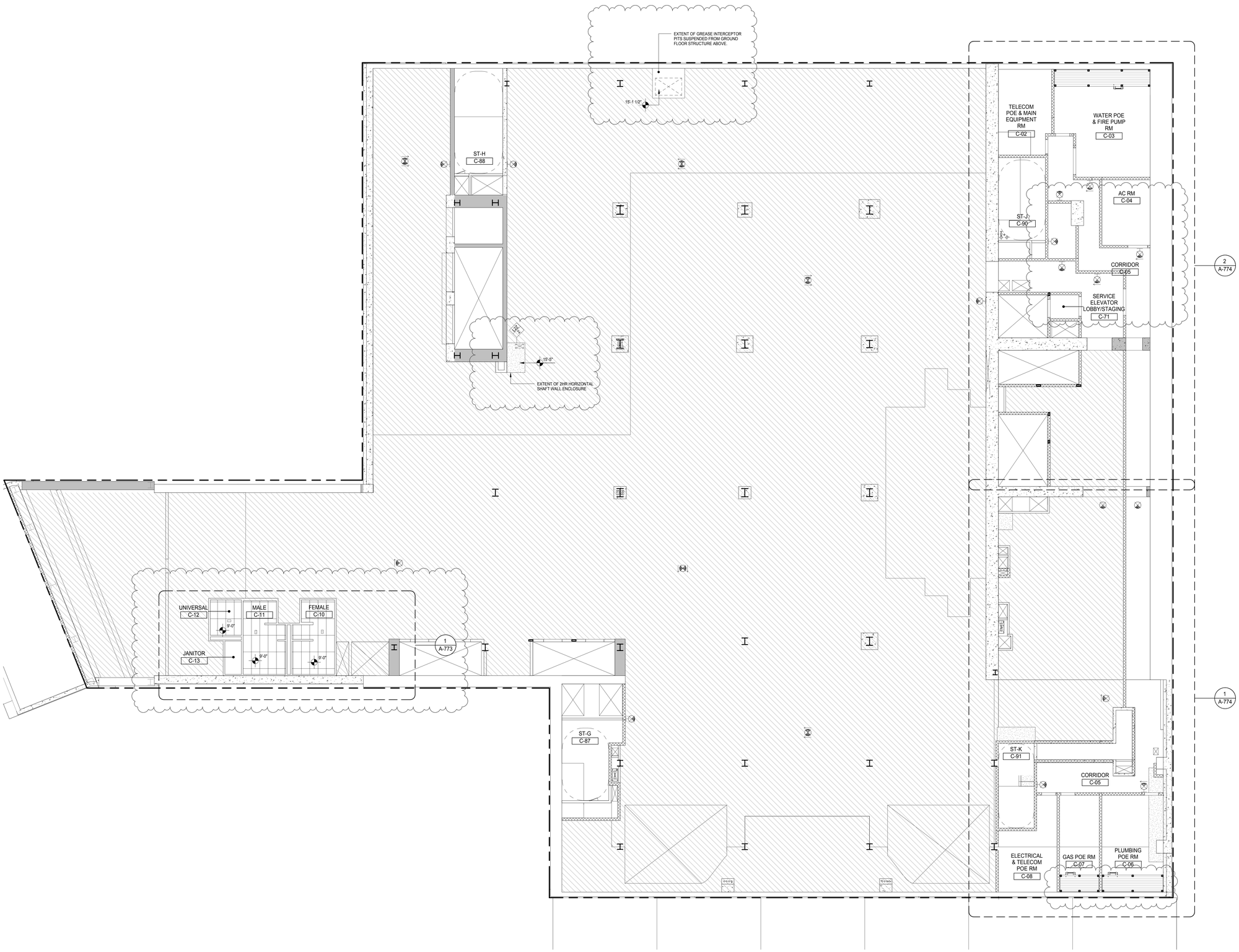

KEY PLAN:

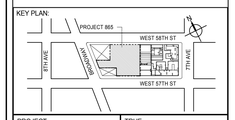

PROJECT NORTH

TRUE NORTH

DEVELOPER:
EXTELL DEVELOPMENT COMPANY
805 THIRD AVENUE, 7TH FLOOR
New York, NY 10022 USA
TEL: 212 712 6000 FAX: 212 712 6100

DESIGN ARCHITECT: Base Building Shell & Core
ADRIAN SMITH + GORDON GILL ARCHITECTURE
111 WEST MONROE STREET SUITE 2300
CHICAGO IL 60603
TEL: 312 920 1888 FAX: 312 920 1775

INTERIOR DESIGNER: Residential
Rottet Architecture and Design Studio, PLLC
298 Fifth Ave, 7th Floor
New York, NY 10001
TEL: 646 998 7000 FAX:

ARCHITECT OF RECORD: Base Building Shell, Core, & Residential
AAI ARCHITECTS, P.C.
401 Wellington St. W., 3rd Floor
Toronto, ON M5V 1E7 Canada
TEL: 416 967 1500 FAX: 416 967 7150

STRUCTURAL ENGINEERS:
WSP CANTOR SEINUK
228 EAST 45th Street
New York, NY 10017 USA
TEL: 212 687 9888 FAX: 646 487 5501

MEP ENGINEERS:
AKF GROUP
165 Broadway, 22nd Floor
New York, NY 10006 USA
TEL: 212 354 5656 FAX: 212 354 5668

GEOTECHNICAL ENGINEERS:
Langan Engineering & Environmental Services
21 Penn Plaza - 360 West 31st Street, 8th Floor
New York, NY 10001-2727
TEL: 212 479 5400 FAX: 212 479 5444

CODE CONSULTANTS:
Construction Consulting Associates
100 Church Street
New York, NY 10007
TEL: 212 385 1818 FAX: 212 385 1911

CURTAINWALL CONSULTANT:
AJLP Consulting
40 Worth Street. Suite 826
New York, NY 10013
TEL: 212 757 5659 FAX: 646 219 8508

LANDMARK/PRESERVATION CONSULTANT:
Jan Hird Pokorny Associates, Inc.
39 West 37th Street, 12A
New York, NY 10018
TEL: 212 759 6462 FAX: 212 759 6540

No.	DESCRIPTION	DATE
1	CD PROGRESS ISSUE 2	19 DEC 14
2	D.O.B. SUBMISSION	18 FEB 15
3	CD PROGRESS ISSUE 3	09 MAR 15
	D.O.B. SUBMISSION	27 APR 15
4	CD PROGRESS ISSUE 4	01 JUN 15
5	CD PROGRESS ISSUE 5	10 AUG 15
	D.O.B. AMENDMENT 2	21 SEP 15

/ISSUED AS: AI-304 - CD PROGRESS ISSUE 3 - 09 MAR 15/

NOT FOR BID/CONSTRUCTION

Discrepancies must be reported immediately to the Architect before proceeding. Only figured dimensions are to be used. Contractors must check all dimensions on site. This drawing is protected by copyright.

ALL DIMENSIONS ARE SHOWN IN IMPERIAL.

CONSULTANT:

AAI ARCHITECTS, P.C.

PROJECT:

217 WEST 57TH STREET
NEW YORK, NY

DRAWING TITLE:

CELLAR REFLECTED CEILING PLAN (RETAIL) (MFD-CELLAR)

SEAL & SIGNATURE:

REGISTERED ARCHITECT WAYNE DAVID JANSEN AS 028881 STATE OF NEW YORK

DATE:	19 DEC 14
PROJECT No:	1216-00
DRAWN: Author	REV:
CHK: Checker	5
SCALE: 1/8" = 1'-0"	
DWG No:	A-704.01
DOB PAGE No:	373 of 569

DOB EMPLOYEE STAMP:

DOB B-SCAN:

36" x 48" Arch E SHEET SIZE
FILE NAME: C:\Revit Local Files\EXTELL-865-AAI-TWR-CNF_bwilson.rvt
PLOT DATE: 6/22/2015 1:33:44 AM

DEPT OF BLDGS 421263626 Job Number
E378618990X4 Scan Code

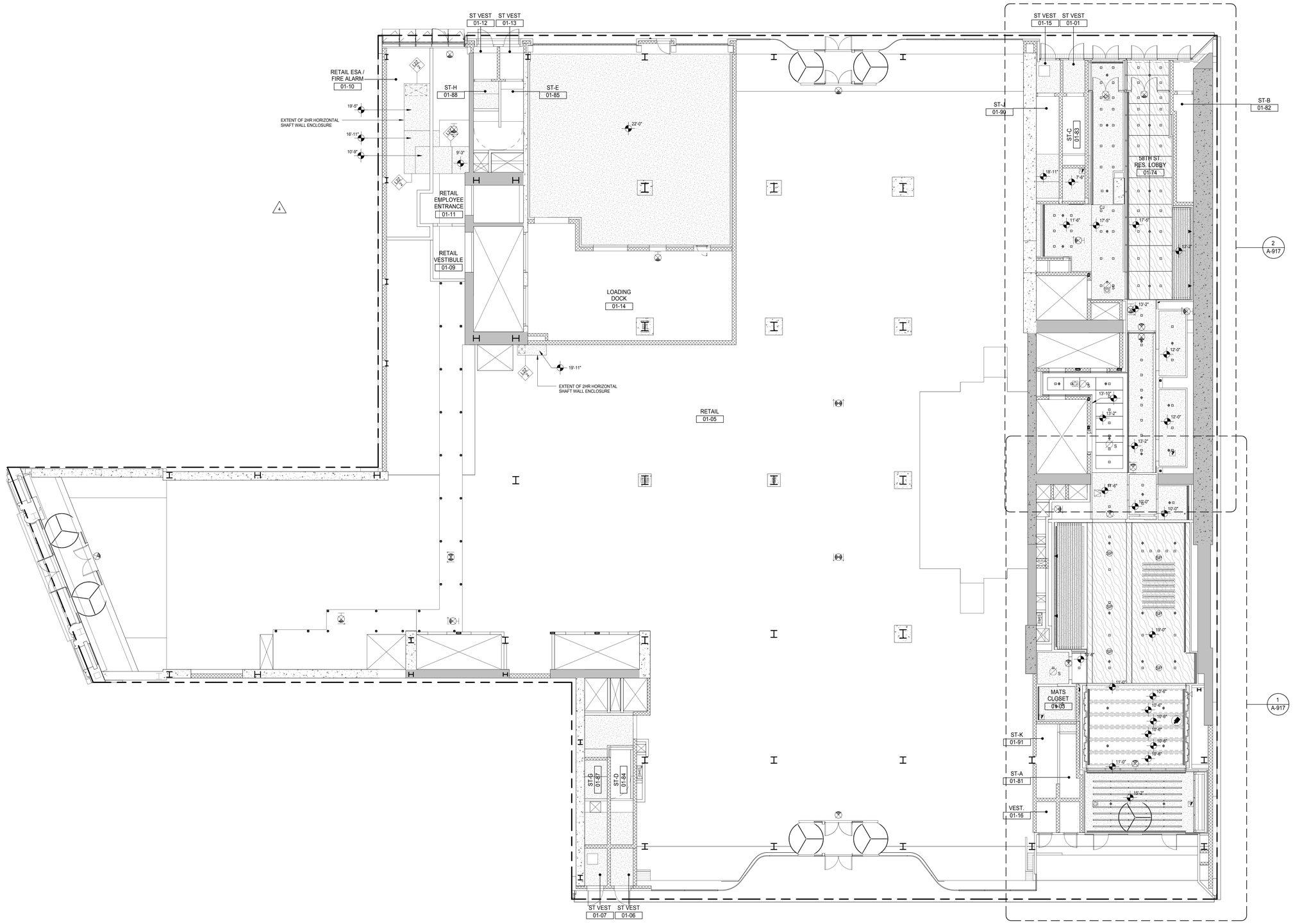

KEY PLAN:

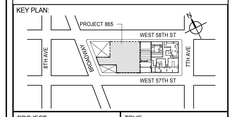

PROJECT NORTH

TRUE NORTH

DEVELOPER:
EXTELL DEVELOPMENT COMPANY
805 THIRD AVENUE, 7TH FLOOR
New York, NY 10022 USA
TEL: 212 712 6000 FAX: 212 712 6100

DESIGN ARCHITECT: Base Building Shell & Core
ADRIAN SMITH + GORDON GILL ARCHITECTURE
111 WEST MONROE STREET SUITE 2300
CHICAGO IL 60603
TEL: 312 920 1888 FAX: 312 920 1775

INTERIOR DESIGNER: Residential
Rottet Architecture and Design Studio, PLLC
298 Fifth Ave, 7th Floor
New York, NY 10001
TEL: 646 998 7000 FAX:

ARCHITECT OF RECORD: Base Building Shell, Core, & Residential
AAI ARCHITECTS, P.C.
401 Wellington St. W., 3rd Floor
Toronto, ON M5V 1E7 Canada
TEL: 416 967 1500 FAX: 416 967 7150

STRUCTURAL ENGINEERS:
WSP CANTOR SEINUK
228 EAST 45th Street
New York, NY 10017 USA
TEL: 212 687 9888 FAX: 646 487 5501

MEP ENGINEERS:
AKF GROUP
165 Broadway, 22nd Floor
New York, NY 10006 USA
TEL: 212 354 5656 FAX: 212 354 5668

GEOTECHNICAL ENGINEERS:
Langan Engineering & Environmental Services
21 Penn Plaza - 360 West 31st Street, 8th Floor
New York, NY 10001-2727
TEL: 212 479 5400 FAX: 212 479 5444

CODE CONSULTANTS:
Construction Consulting Associates
100 Church Street
New York, NY 10007
TEL: 212 385 1818 FAX: 212 385 1911

CURTAINWALL CONSULTANT:
AJLP Consulting
40 Worth Street. Suite 826
New York, NY 10013
TEL: 212 757 5659 FAX: 646 219 8508

LANDMARK/PRESERVATION CONSULTANT:
Jan Hird Pokorny Associates, Inc.
39 West 37th Street, 12A
New York, NY 10018
TEL: 212 759 6462 FAX: 212 759 6540

No.	DESCRIPTION	DATE
1	CD PROGRESS ISSUE 2	19 DEC 14
2	CD PROGRESS ISSUE 3	09 MAR 15
3	CD PROGRESS ISSUE 4	01 JUN 15
4	CD PROGRESS ISSUE 5	10 AUG 15
	D.O.B. AMENDMENT 2	21 SEP 15

//ISSUED AS: AI-305 - CD PROGRESS ISSUE 3 - 09 MAR 15//

NOT FOR BID/CONSTRUCTION

Discrepancies must be reported immediately to the Architect before proceeding. Only figured dimensions are to be used. Contractors must check all dimensions on site. This drawing is protected by copyright.

ALL DIMENSIONS ARE SHOWN IN IMPERIAL.

CONSULTANT:

AAI ARCHITECTS, P.C.

PROJECT:

217 WEST 57TH STREET
NEW YORK, NY

DRAWING TITLE:

GROUND FLOOR REFLECTED CEILING PLAN (LOBBY) (MFD-GROUND FLOOR)

SEAL & SIGNATURE:

REGISTERED ARCHITECT WAYNE DAVID JANSEN No. 028881 STATE OF NEW YORK

DATE:	19 DEC 14
PROJECT No:	1216-00
DRAWN: Author	REV:
CHK: Checker	4
SCALE: 1/8" = 1'-0"	
DWG No:	A-705.01
DOB PAGE No:	374 of 569

DOB EMPLOYEE STAMP:

DOB B-SCAN:

36" x 48" Arch E SHEET SIZE
FILE NAME: C:\Revit Local Files\EXTELL-865-AAI-TWR-CNF_Jsullenti.rvt
PLOT DATE: 6/22/2015 11:34:18 AM

DEPT OF BLDGS 421263626 Job Number
E3577643064 Scan Code

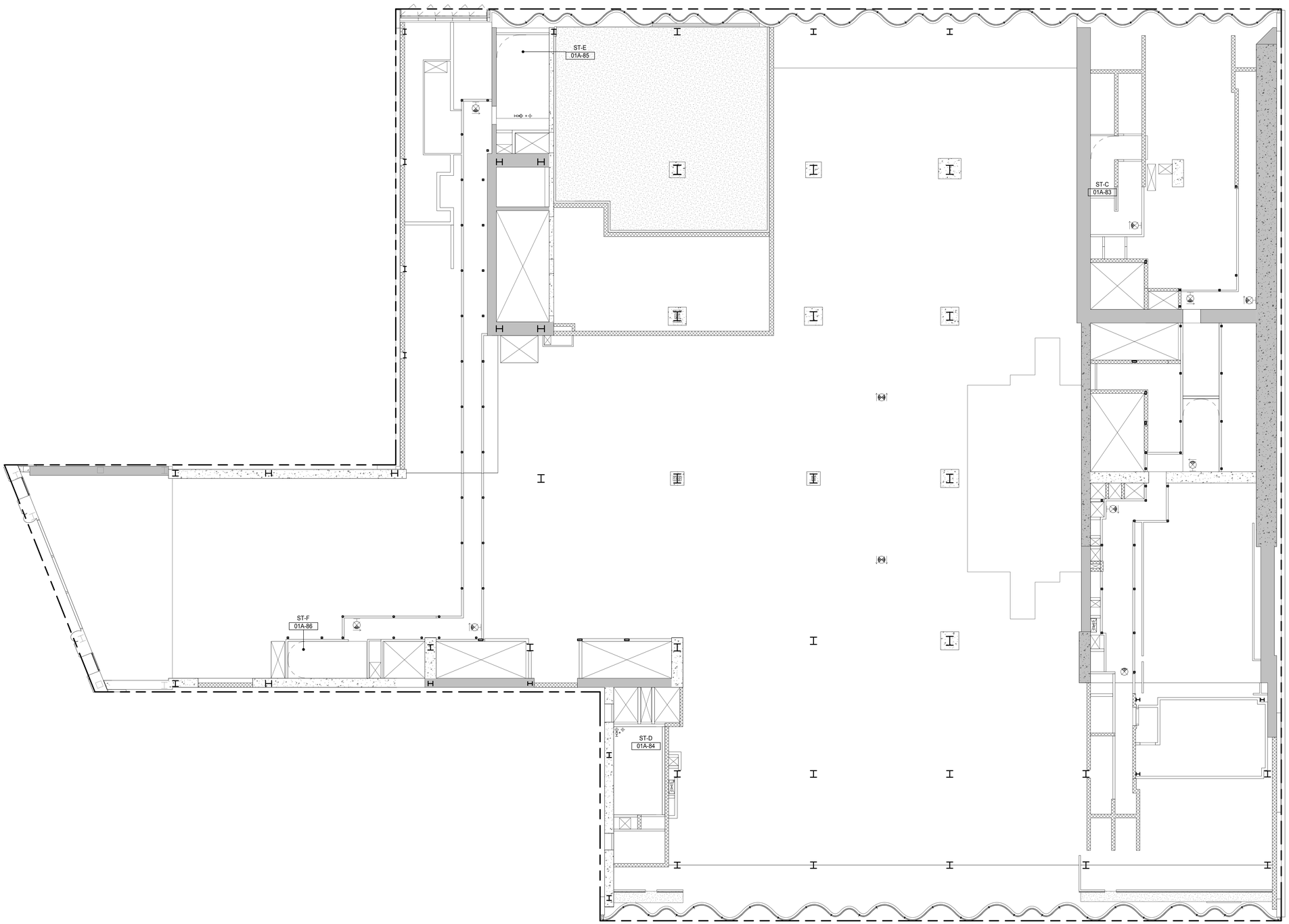

KEY PLAN:

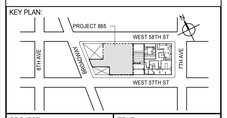

PROJECT NORTH:

TRUE NORTH

DEVELOPER:
EXTELL DEVELOPMENT COMPANY
805 THIRD AVENUE, 7TH FLOOR
New York, NY 10022 USA
TEL: 212 712 6000 FAX: 212 712 6100

DESIGN ARCHITECT: Base Building Shell & Core
ADRIAN SMITH + GORDON GILL ARCHITECTURE
111 WEST MONROE STREET SUITE 2300
CHICAGO IL 60603
TEL: 312 920 1888 FAX: 312 920 1775

INTERIOR DESIGNER: Residential
Rottet Architecture and Design Studio, PLLC
298 Fifth Ave, 7th Floor
New York, NY 10001
TEL: 646 998 7000 FAX:

ARCHITECT OF RECORD: Base Building Shell, Core, & Residential
AAI ARCHITECTS, P.C.
401 Wellington St. W., 3rd Floor
Toronto, ON M5V 1E7 Canada
TEL: 416 967 1500 FAX: 416 967 7150

STRUCTURAL ENGINEERS:
WSP CANTOR SEINUK
228 EAST 45th Street
New York, NY 10017 USA
TEL: 212 687 9888 FAX: 646 487 5501

MEP ENGINEERS:
AKF GROUP
165 Broadway, 22nd Floor
New York, NY 10006 USA
TEL: 212 354 5656 FAX: 212 354 5668

GEOTECHNICAL ENGINEERS:
Langan Engineering & Environmental Services
21 Penn Plaza - 360 West 31st Street, 8th Floor
New York, NY 10001-2727
TEL: 212 479 5400 FAX: 212 479 5444

CODE CONSULTANTS:
Construction Consulting Associates
100 Church Street
New York, NY 10007
TEL: 212 385 1818 FAX: 212 385 1911

CURTAINWALL CONSULTANT:
AJLP Consulting
40 Worth Street. Suite 826
New York, NY 10013
TEL: 212 757 5659 FAX: 646 219 8508

LANDMARK/PRESERVATION CONSULTANT:
Jan Hird Pokorny Associates, Inc.
39 West 37th Street, 12A
New York, NY 10018
TEL: 212 759 6462 FAX: 212 759 6540

No.	DESCRIPTION	DATE
1	CD PROGRESS ISSUE 2	19 DEC 14
2	CD PROGRESS ISSUE 4	01 JUN 15
3	CD PROGRESS ISSUE 5	10 AUG 15
	D.O.B. AMENDMENT 2	21 SEP 15

/ISSUED AS: AI-306 - CD PROGRESS ISSUE 3 - 09 MAR 15/

NOT FOR BID/CONSTRUCTION

Discrepancies must be reported immediately to the Architect before proceeding. Only figured dimensions are to be used. Contractors must check all dimensions on site. This drawing is protected by copyright.

ALL DIMENSIONS ARE SHOWN IN IMPERIAL.

CONSULTANT:

AAI ARCHITECTS, P.C.

PROJECT:

217 WEST 57TH STREET
NEW YORK, NY

DRAWING TITLE:

GROUND FLOOR INTERMEDIATE REFLECTED CEILING PLAN (STAIR TRANSFER) (MFD-GROUND FLOOR INTERMEDIATE)

SEAL & SIGNATURE:

REGISTERED ARCHITECT JOSE DAVID JANSSEN 026863 STATE OF NEW YORK

DATE:	19 DEC 14
PROJECT No:	1216-00
DRAWN: Author	REV:
CHK: Checker	3
SCALE: 1/8" = 1'-0"	
DWG No:	A-706.01
DOB PAGE No:	375 of 569

DOB EMPLOYEE STAMP:

DOB B-SCAN:

36" x 48" Arch E SHEET SIZE
FILE NAME: C:\Revit Local Files\EXTELL-865-AAI-TWR-CNE_hadams.rvt
PLOT DATE: 9/22/2015 11:54:42 AM

DEPT OF BLDGS 421263525 Job Number
E344665746B Scan Code

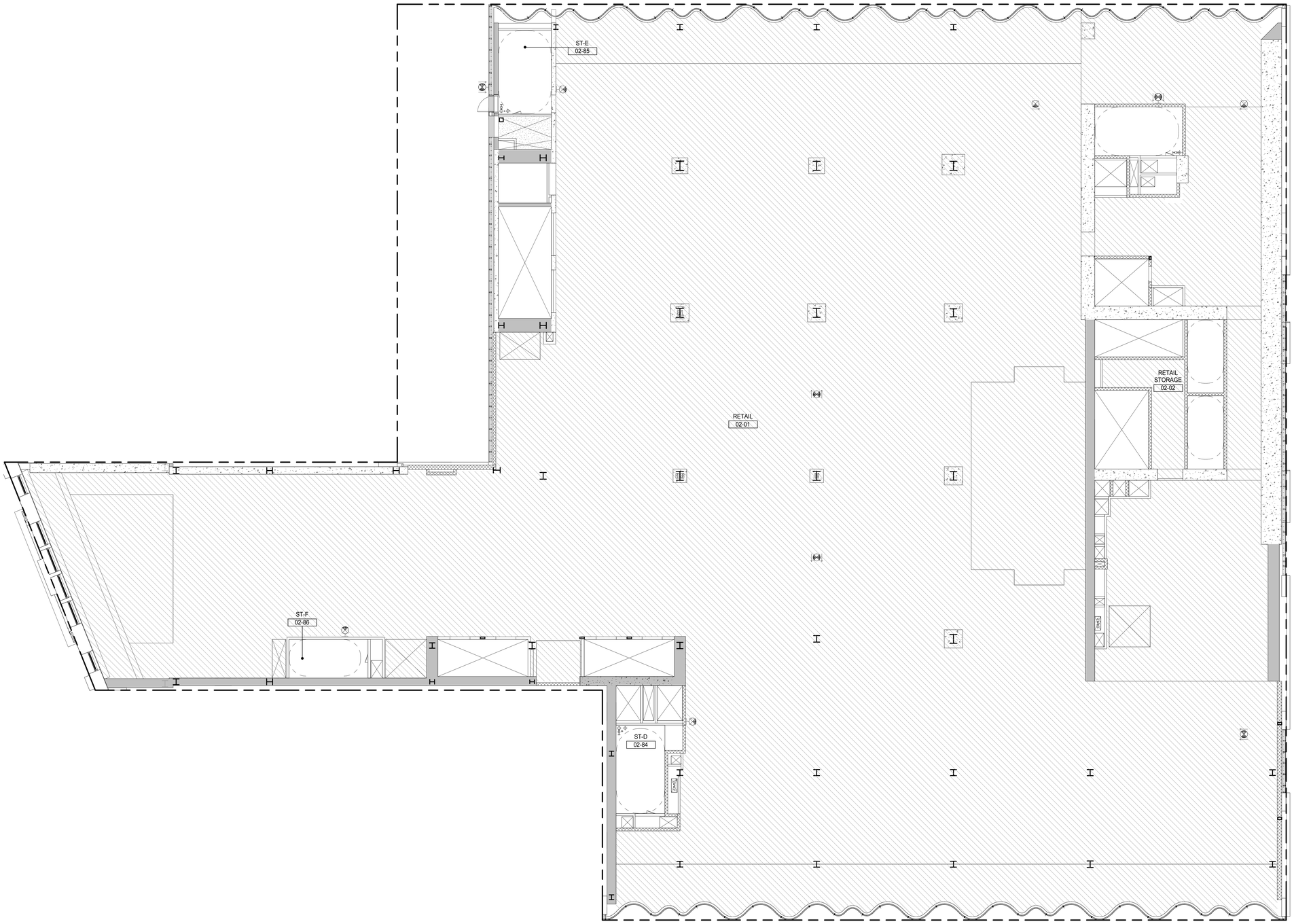

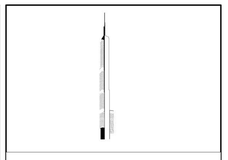

KEY PLAN:

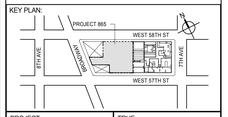

PROJECT NORTH:

TRUE NORTH

DEVELOPER:
EXTELL DEVELOPMENT COMPANY
805 THIRD AVENUE, 7TH FLOOR
New York, NY 10022 USA
TEL: 212 712 6000 FAX: 212 712 6100

DESIGN ARCHITECT: Base Building Shell & Core
ADRIAN SMITH + GORDON GILL ARCHITECTURE
111 WEST MONROE STREET SUITE 2300
CHICAGO IL 60603
TEL: 312 920 1888 FAX: 312 920 1775

INTERIOR DESIGNER: Residential
Rottet Architecture and Design Studio, PLLC
298 Fifth Ave, 7th Floor
New York, NY 10001
TEL: 646 998 7000 FAX:

ARCHITECT OF RECORD: Base Building Shell, Core, & Residential
AAI ARCHITECTS, P.C.
401 Wellington St. W., 3rd Floor
Toronto, ON M5V 1E7 Canada
TEL: 416 967 1500 FAX: 416 967 7150

STRUCTURAL ENGINEERS:
WSP CANTOR SEINUK
228 EAST 45th Street
New York, NY 10017 USA
TEL: 212 687 9888 FAX: 646 487 5501

MEP ENGINEERS:
AKF GROUP
165 Broadway, 22nd Floor
New York, NY 10006 USA
TEL: 212 354 5656 FAX: 212 354 5668

GEOTECHNICAL ENGINEERS:
Langan Engineering & Environmental Services
21 Penn Plaza - 360 West 31st Street, 8th Floor
New York, NY 10001-2727
TEL: 212 479 5400 FAX: 212 479 5444

CODE CONSULTANTS:
Construction Consulting Associates
100 Church Street
New York, NY 10007
TEL: 212 385 1818 FAX: 212 385 1911

CURTAINWALL CONSULTANT:
AJLP Consulting
40 Worth Street. Suite 826
New York, NY 10013
TEL: 212 757 5659 FAX: 646 219 8508

LANDMARK/PRESERVATION CONSULTANT:
Jan Hird Pokorny Associates, Inc.
39 West 37th Street, 12A
New York, NY 10018
TEL: 212 759 6462 FAX: 212 759 6540

No.	DESCRIPTION	DATE
1	CD PROGRESS ISSUE 2	19 DEC 14
2	CD PROGRESS ISSUE 4	01 JUN 15
3	CD PROGRESS ISSUE 5	10 AUG 15
	D.O.B. AMENDMENT 2	21 SEP 15

//ISSUED AS: AI-307 - CD PROGRESS ISSUE 3 - 09 MAR 15//

NOT FOR BID/CONSTRUCTION

Discrepancies must be reported immediately to the Architect before proceeding. Only figured dimensions are to be used. Contractors must check all dimensions on site. This drawing is protected by copyright.

ALL DIMENSIONS ARE SHOWN IN IMPERIAL.

CONSULTANT:

AAI ARCHITECTS, P.C.

PROJECT:

217 WEST 57TH STREET
NEW YORK, NY

DRAWING TITLE:

2ND FLOOR REFLECTED CEILING PLAN (RETAIL)

SEAL & SIGNATURE:

REGISTERED ARCHITECT MICHAEL DAVID JAKSIC AS 028881 STATE OF NEW YORK

DATE:	19 DEC 14
PROJECT No:	1216-00
DRAWN: Author	REV:
CHK: Checker	3
SCALE: 1/8" = 1'-0"	
DWG No:	A-707.01
DOB PAGE No:	376 of 569

DOB EMPLOYEE STAMP:

DOB B-SCAN:

36" x 48" Arch E SHEET SIZE
FILE NAME: C:\Revit Local Files\EXTELL-865-AAI-TWR-CNF_Jaksic.rvt
PLOT DATE: 8/20/2015 11:55:51 AM

DEPT OF BLDGS 421208305 Job Number
E380686218 Scan Code

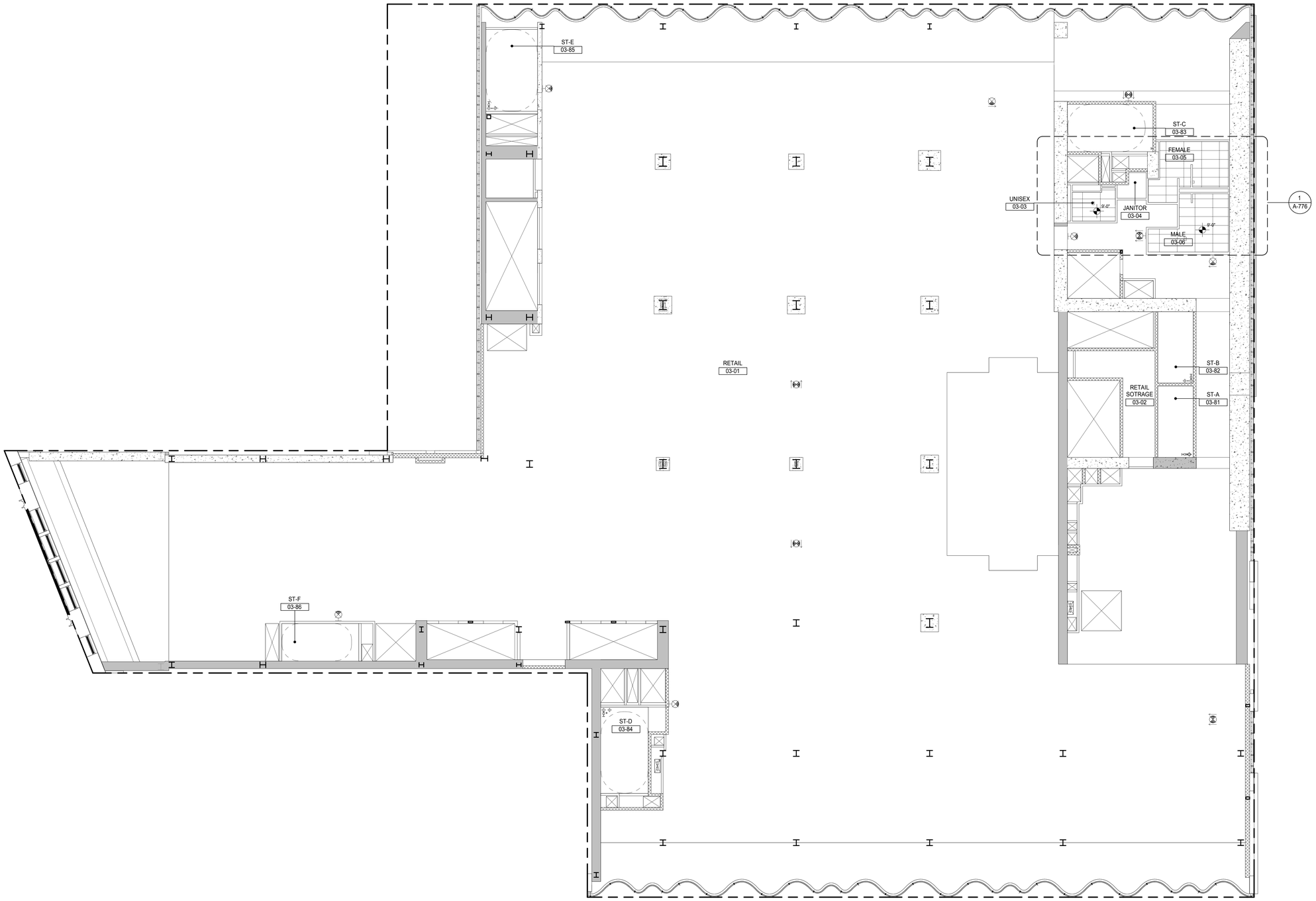

KEY PLAN:

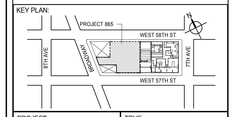

PROJECT NORTH

TRUE NORTH

DEVELOPER:
EXTELL DEVELOPMENT COMPANY
805 THIRD AVENUE, 7TH FLOOR
New York, NY 10022 USA
TEL: 212 712 6000 FAX: 212 712 6100

DESIGN ARCHITECT: Base Building Shell & Core
ADRIAN SMITH + GORDON GILL ARCHITECTURE
111 WEST MONROE STREET SUITE 2300
CHICAGO IL 60603
TEL: 312 920 1888 FAX: 312 920 1775

INTERIOR DESIGNER: Residential
Rottet Architecture and Design Studio, PLLC
298 Fifth Ave, 7th Floor
New York, NY 10001
TEL: 646 998 7000 FAX:

ARCHITECT OF RECORD: Base Building Shell, Core, & Residential
AAI ARCHITECTS, P.C.
401 Wellington St. W., 3rd Floor
Toronto, ON M5V 1E7 Canada
TEL: 416 967 1500 FAX: 416 967 7150

STRUCTURAL ENGINEERS:
WSP CANTOR SEINUK
228 EAST 45th Street
New York, NY 10017 USA
TEL: 212 687 9888 FAX: 646 487 5501

MEP ENGINEERS:
AKF GROUP
165 Broadway, 22nd Floor
New York, NY 10006 USA
TEL: 212 354 5656 FAX: 212 354 5668

GEOTECHNICAL ENGINEERS:
Langan Engineering & Environmental Services
21 Penn Plaza - 360 West 31st Street, 8th Floor
New York, NY 10001-2727
TEL: 212 479 5400 FAX: 212 479 5444

CODE CONSULTANTS:
Construction Consulting Associates
100 Church Street
New York, NY 10007
TEL: 212 385 1818 FAX: 212 385 1911

CURTAINWALL CONSULTANT:
AJLP Consulting
40 Worth Street. Suite 826
New York, NY 10013
TEL: 212 757 5659 FAX: 646 219 8508

LANDMARK/PRESERVATION CONSULTANT:
Jan Hird Pokorny Associates, Inc.
39 West 37th Street, 12A
New York, NY 10018
TEL: 212 759 6462 FAX: 212 759 6540

No.	DESCRIPTION	DATE
1	CD PROGRESS ISSUE 2	19 DEC 14
2	D.O.B. SUBMISSION	18 FEB 15
3	CD PROGRESS ISSUE 3	09 MAR 15
	D.O.B. SUBMISSION	27 APR 15
4	CD PROGRESS ISSUE 4	01 JUN 15
5	CD PROGRESS ISSUE 5	10 AUG 15
	D.O.B. AMENDMENT 2	21 SEP 15

//ISSUED AS: AI-308 - CD PROGRESS ISSUE 3 - 09 MAR 15//

NOT FOR BID/CONSTRUCTION

Discrepancies must be reported immediately to the Architect before proceeding. Only figured dimensions are to be used. Contractors must check all dimensions on site. This drawing is protected by copyright.

ALL DIMENSIONS ARE SHOWN IN IMPERIAL.

CONSULTANT:

AAI ARCHITECTS, P.C.

PROJECT:

217 WEST 57TH STREET
NEW YORK, NY

DRAWING TITLE:

3RD FLOOR REFLECTED CEILING PLAN (RETAIL)

SEAL & SIGNATURE:

REGISTERED ARCHITECT WAYNE DAVID JARRETT AS 028881 STATE OF NEW YORK

DATE:	19 DEC 14
PROJECT No:	1216-00
DRAWN: Author	REV: 5
CHK: Checker	
SCALE: 1/8" = 1'-0"	
DWG No:	A-708.01
DOB PAGE No:	377 of 569

DOB EMPLOYEE STAMP:

DOB B-SCAN:

36" x 48" Arch E SHEET SIZE
FILE NAME: C:\Revit Local Files\EXTELL-865-AAI-THW-CNF_bueberm.rvt
PLOT DATE: 9/22/2015 1:35:19 AM

DEPT OF BLDGS 421263626 Job Number
ESC 29995845 Scan Code

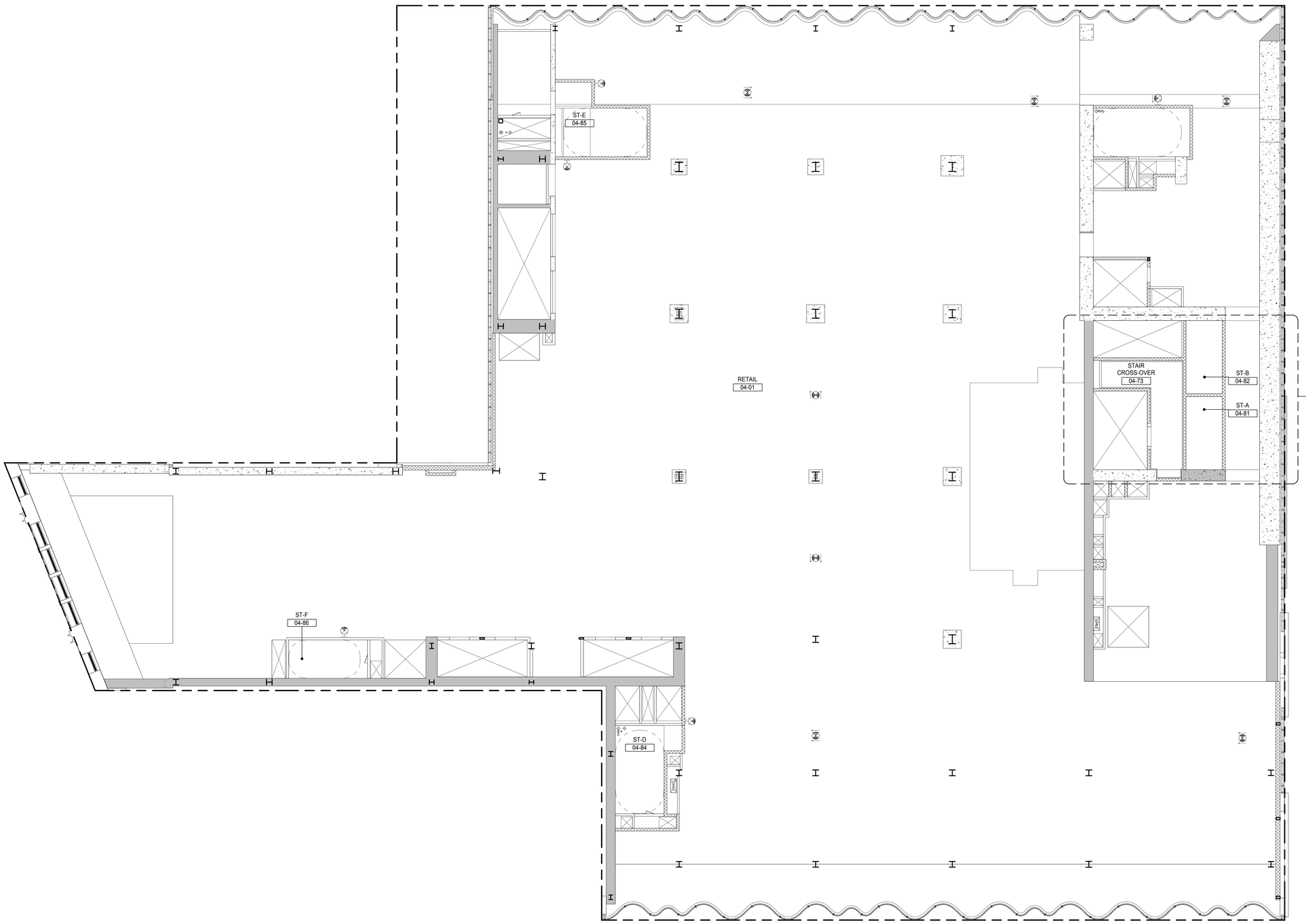

KEY PLAN:

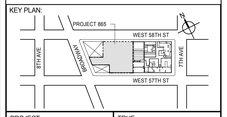

PROJECT NORTH

TRUE NORTH

DEVELOPER:
EXTELL DEVELOPMENT COMPANY
805 THIRD AVENUE, 7TH FLOOR
New York, NY 10022 USA
TEL: 212 712 6000 FAX: 212 712 6100

DESIGN ARCHITECT: Base Building Shell & Core
ADRIAN SMITH + GORDON GILL ARCHITECTURE
111 WEST MONROE STREET SUITE 2300
CHICAGO IL 60603
TEL: 312 920 1888 FAX: 312 920 1775

INTERIOR DESIGNER: Residential
Rottet Architecture and Design Studio, PLLC
298 Fifth Ave, 7th Floor
New York, NY 10001
TEL: 646 998 7000 FAX:

ARCHITECT OF RECORD: Base Building Shell, Core, & Residential
AAI ARCHITECTS, P.C.
401 Wellington St. W., 3rd Floor
Toronto, ON M5V 1E7 Canada
TEL: 416 967 1500 FAX: 416 967 7150

STRUCTURAL ENGINEERS:
WSP CANTOR SEINUK
228 EAST 45th Street
New York, NY 10017 USA
TEL: 212 687 9888 FAX: 646 487 5501

MEP ENGINEERS:
AKF GROUP
165 Broadway, 22nd Floor
New York, NY 10006 USA
TEL: 212 354 5656 FAX: 212 354 5668

GEOTECHNICAL ENGINEERS:
Langan Engineering & Environmental Services
21 Penn Plaza - 360 West 31st Street, 8th Floor
New York, NY 10001-2727
TEL: 212 479 5400 FAX: 212 479 5444

CODE CONSULTANTS:
Construction Consulting Associates
100 Church Street
New York, NY 10007
TEL: 212 385 1818 FAX: 212 385 1911

CURTAINWALL CONSULTANT:
AJLP Consulting
40 Worth Street. Suite 826
New York, NY 10013
TEL: 212 757 5659 FAX: 646 219 8508

LANDMARK/PRESERVATION CONSULTANT:
Jan Hird Pokorny Associates, Inc.
39 West 37th Street, 12A
New York, NY 10018
TEL: 212 759 6462 FAX: 212 759 6540

No.	DESCRIPTION	DATE
1	CD PROGRESS ISSUE 2	19 DEC 14
2	CD PROGRESS ISSUE 4	01 JUN 15
3	CD PROGRESS ISSUE 5	10 AUG 15
	D.O.B. AMENDMENT 2	21 SEP 15

NOT FOR BID/CONSTRUCTION

Discrepancies must be reported immediately to the Architect before proceeding. Only figured dimensions are to be used. Contractors must check all dimensions on site. This drawing is protected by copyright.

ALL DIMENSIONS ARE SHOWN IN IMPERIAL.

CONSULTANT:

AAI ARCHITECTS, P.C.

PROJECT:

217 WEST 57TH STREET
NEW YORK, NY

DRAWING TITLE:

4TH FLOOR REFLECTED CEILING PLAN (RETAIL)

SEAL & SIGNATURE:

REGISTERED ARCHITECT
ADRIAN DAVID SMITH
AR 028881
STATE OF NEW YORK

DATE:	19 DEC 14
PROJECT No:	1216-00
DRAWN: Author	REV:
CHK: Checker	3
SCALE: 1/8" = 1'-0"	
DWG No:	A-709.01
DOB PAGE No:	378 of 569

DOB EMPLOYEE STAMP:

DOB B-SCAN:

//ISSUED AS: AI-309 - CD PROGRESS ISSUE 3 - 09 MAR 15//

36" x 48" Arch E SHEET SIZE

FILE NAME: C:\Revit Local Files\EXTELL-865-AAI-TWR-CNF_bullerin.rvt
PLOT DATE: 9/22/2015 11:55:58 AM

DEPT OF BLDGS 421236426 Job Number
E5247995968 Scan Code

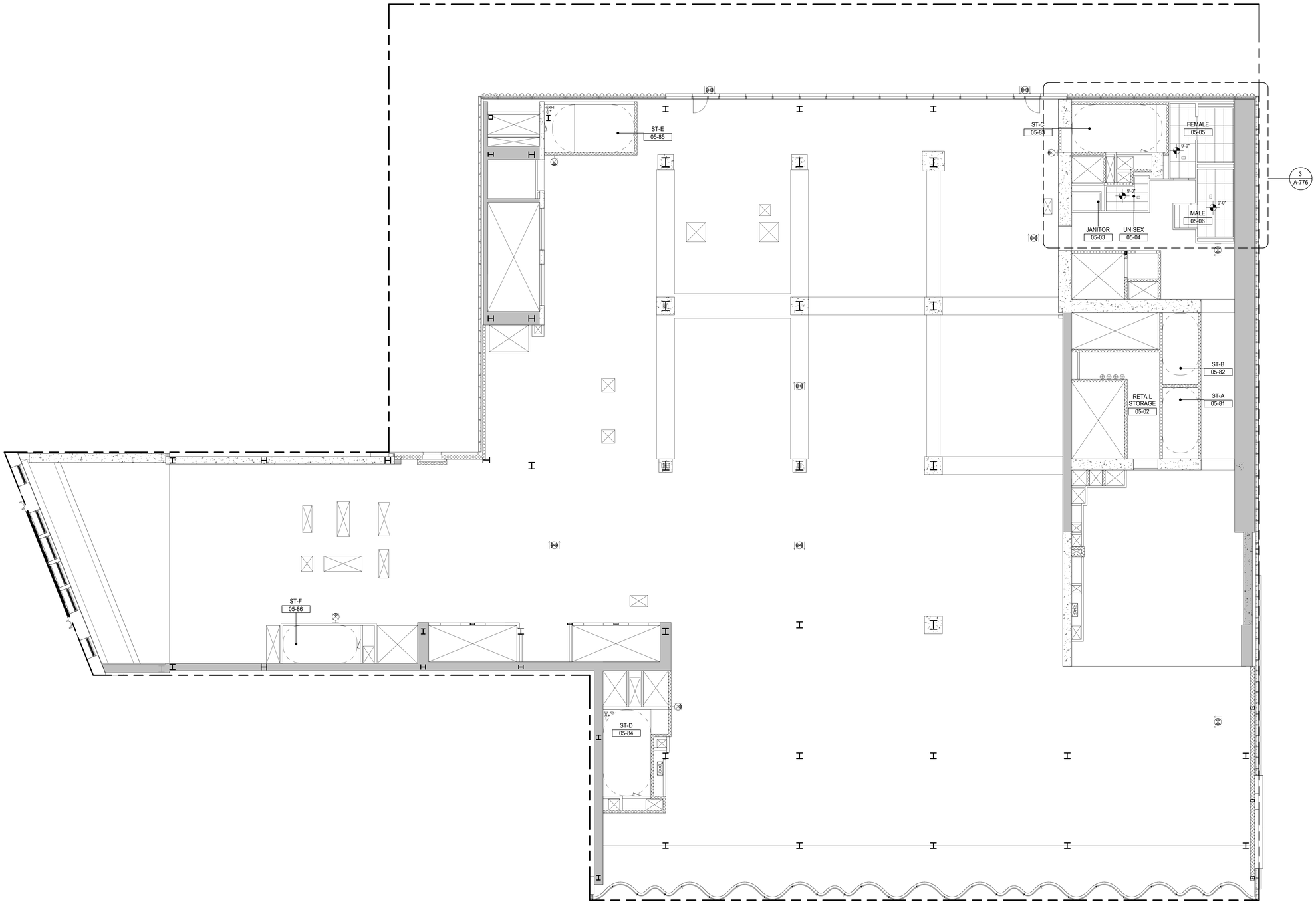



KEY PLAN:

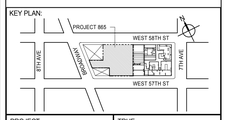

PROJECT NORTH

TRUE NORTH

DEVELOPER:
EXTELL DEVELOPMENT COMPANY
805 THIRD AVENUE, 7TH FLOOR
New York, NY 10022 USA
TEL: 212 712 6000 FAX: 212 712 6100

DESIGN ARCHITECT: Base Building Shell & Core
ADRIAN SMITH + GORDON GILL ARCHITECTURE
111 WEST MONROE STREET SUITE 2300
CHICAGO IL 60603
TEL: 312 920 1888 FAX: 312 920 1775

INTERIOR DESIGNER: Residential
Rottet Architecture and Design Studio, PLLC
298 Fifth Ave, 7th Floor
New York, NY 10001
TEL: 646 998 7000 FAX:

ARCHITECT OF RECORD: Base Building Shell, Core, & Residential
AAI ARCHITECTS, P.C.
401 Wellington St. W., 3rd Floor
Toronto, ON M5V 1E7 Canada
TEL: 416 967 1500 FAX: 416 967 7150

STRUCTURAL ENGINEERS:
WSP CANTOR SEINUK
228 EAST 45th Street
New York, NY 10017 USA
TEL: 212 687 9888 FAX: 646 487 5501

MEP ENGINEERS:
AKF GROUP
165 Broadway, 22nd Floor
New York, NY 10006 USA
TEL: 212 354 5656 FAX: 212 354 5668

GEOTECHNICAL ENGINEERS:
Langan Engineering & Environmental Services
21 Penn Plaza - 360 West 31st Street, 8th Floor
New York, NY 10001-2727
TEL: 212 479 5400 FAX: 212 479 5444

CODE CONSULTANTS:
Construction Consulting Associates
100 Church Street
New York, NY 10007
TEL: 212 385 1818 FAX: 212 385 1911

CURTAINWALL CONSULTANT:
AJLP Consulting
40 Worth Street. Suite 826
New York, NY 10013
TEL: 212 757 5659 FAX: 646 219 8508

LANDMARK/PRESERVATION CONSULTANT:
Jan Hird Pokorny Associates, Inc.
39 West 37th Street, 12A
New York, NY 10018
TEL: 212 759 6462 FAX: 212 759 6540

No.	DESCRIPTION	DATE
1	CD PROGRESS ISSUE 2	19 DEC 14
2	D.O.B. SUBMISSION	18 FEB 15
3	CD PROGRESS ISSUE 3	09 MAR 15
	D.O.B. SUBMISSION	27 APR 15
4	CD PROGRESS ISSUE 4	01 JUN 15
5	CD PROGRESS ISSUE 5	10 AUG 15
	D.O.B. AMENDMENT 2	21 SEP 15

//ISSUED AS: AI-310 - CD PROGRESS ISSUE 3 - 09 MAR 15//

NOT FOR BID/CONSTRUCTION

Discrepancies must be reported immediately to the Architect before proceeding. Only figured dimensions are to be used. Contractors must check all dimensions on site. This drawing is protected by copyright.

ALL DIMENSIONS ARE SHOWN IN IMPERIAL.

CONSULTANT:

AAI ARCHITECTS, P.C.

PROJECT:

217 WEST 57TH STREET
NEW YORK, NY

DRAWING TITLE:

5TH FLOOR REFLECTED CEILING PLAN (RETAIL)

SEAL & SIGNATURE:

REGISTERED ARCHITECT WAYNE DAVID JARRETT AS 028881 STATE OF NEW YORK

DATE:	19 DEC 14
PROJECT No:	1216-00
DRAWN: Author	REV: 5
CHK: Checker	
SCALE: 1/8" = 1'-0"	
DWG No:	A-710.01
DOB PAGE No:	379 of 569

DOB EMPLOYEE STAMP:

DOB B-SCAN:

36" x 48" Arch E SHEET SIZE
FILE NAME: C:\Revit Local Files\EXTELL-865-AAI-TWR-CNF_bwilliams.rvt
PLOT DATE: 6/22/2015 1:35:58 AM

DEPT OF BLDGS 421258305 Job Number
ES2143 5200 Scan Code

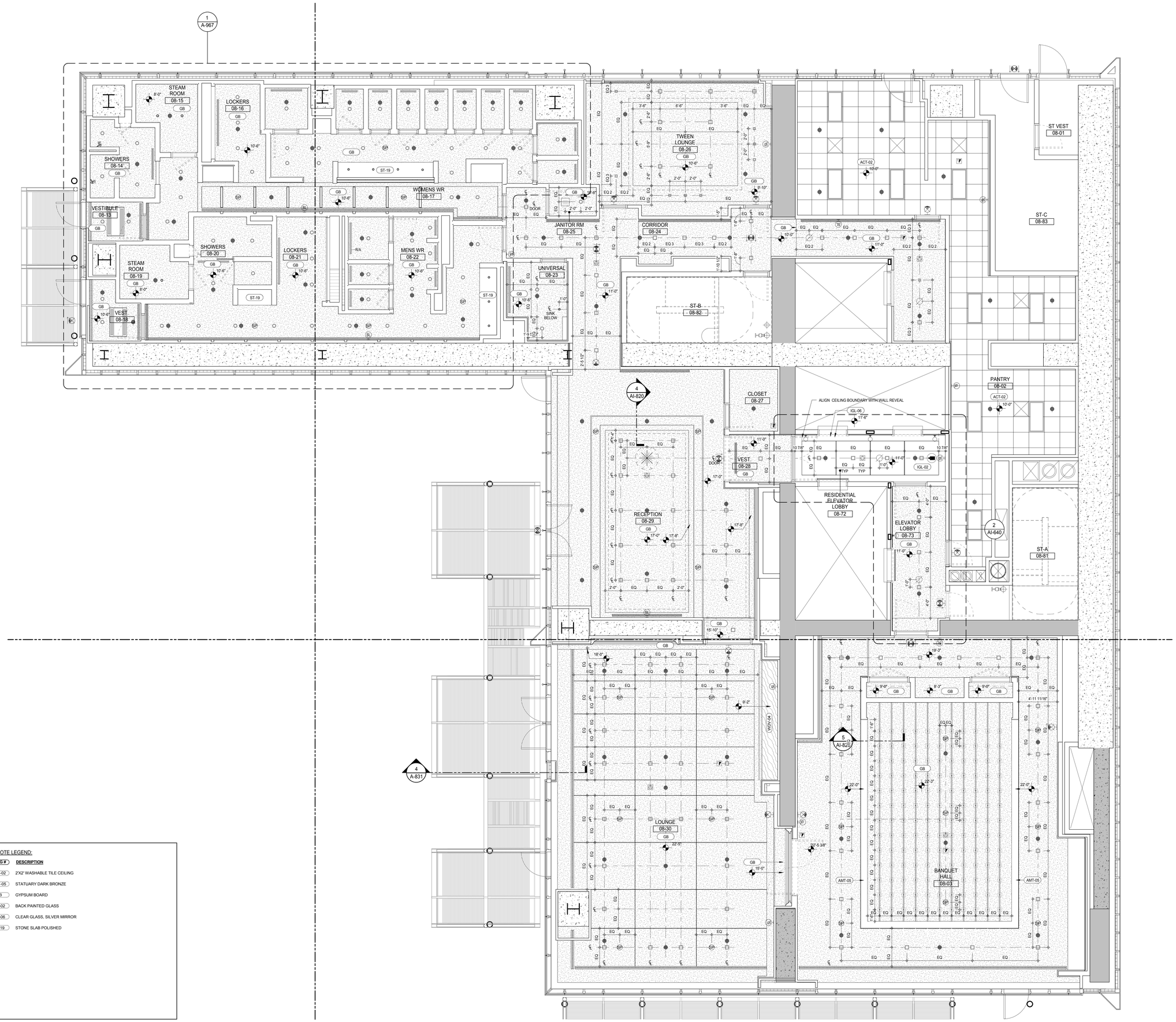

KEYNOTE LEGEND:

TAG #	DESCRIPTION
ACT-02	2'X2' WASHABLE TILE CEILING
AMT-05	STATUARY DARK BRONZE
GB	GYPSUM BOARD
IGL-02	BACK PAINTED GLASS
IGL-06	CLEAR GLASS, SILVER MIRROR
ST-19	STONE SLAB POLISHED

KEY PLAN:

PROJECT NORTH

TRUE NORTH

DEVELOPER:
EXTELL DEVELOPMENT COMPANY
805 THIRD AVENUE, 7TH FLOOR
New York, NY 10022 USA
TEL: 212 712 6000 FAX: 212 712 6100

DESIGN ARCHITECT: Base Building Shell & Core
ADRIAN SMITH + GORDON GILL ARCHITECTURE
111 WEST MONROE STREET SUITE 2300
CHICAGO IL 60603
TEL: 312 920 1888 FAX: 312 920 1775

INTERIOR DESIGNER: Residential
Rottet Architecture and Design Studio, PLLC
298 Fifth Ave, 7th Floor
New York, NY 10001
TEL: 646 998 7000 FAX:

ARCHITECT OF RECORD: Base Building Shell, Core, & Residential
AAI ARCHITECTS, P.C.
401 Wellington St. W., 3rd Floor
Toronto, ON M5V 1E7 Canada
TEL: 416 967 1500 FAX: 416 967 7150

STRUCTURAL ENGINEERS:
WSP CANTOR SEINUK
228 EAST 45th Street
New York, NY 10017 USA
TEL: 212 687 9888 FAX: 646 487 5501

MEP ENGINEERS:
AKF GROUP
165 Broadway, 22nd Floor
New York, NY 10006 USA
TEL: 212 354 5656 FAX: 212 354 5668

GEOTECHNICAL ENGINEERS:
Langan Engineering & Environmental Services
21 Penn Plaza - 360 West 31st Street, 8th Floor
New York, NY 10001-2727
TEL: 212 479 5400 FAX: 212 479 5444

CODE CONSULTANTS:
Construction Consulting Associates
100 Church Street
New York, NY 10007
TEL: 212 385 1818 FAX: 212 385 1911

CURTAINWALL CONSULTANT:
AJLP Consulting
40 Worth Street. Suite 826
New York, NY 10013
TEL: 212 757 5659 FAX: 646 219 8508

LANDMARK/PRESERVATION CONSULTANT:
Jan Hird Pokorny Associates, Inc.
39 West 37th Street, 12A
New York, NY 10018
TEL: 212 759 6462 FAX: 212 759 6540

No.	DESCRIPTION	DATE
1	CD PROGRESS ISSUE 2	19 DEC 14
2	D.O.B. SUBMISSION	18 FEB 15
3	CD PROGRESS ISSUE 3	09 MAR 15
	D.O.B. SUBMISSION	27 APR 15
4	CD PROGRESS ISSUE 4	01 JUN 15
5	CD PROGRESS ISSUE 5	10 AUG 15
	D.O.B. AMENDMENT 2	21 SEP 15

/ISSUED AS: A-712 - CD PROGRESS ISSUE 4 - 01 JUN 15 /ISSUED AS: AI-313A - CD PROGRESS ISSUE 3 - 09 MAR 15/

NOT FOR BID/CONSTRUCTION

Discrepancies must be reported immediately to the Architect before proceeding. Only figured dimensions are to be used. Contractors must check all dimensions on site. This drawing is protected by copyright.

ALL DIMENSIONS ARE SHOWN IN IMPERIAL.

CONSULTANT:
AAI ARCHITECTS, P.C.

PROJECT:
217 WEST 57TH STREET
NEW YORK, NY

DRAWING TITLE:
8TH FLOOR REFLECTED CEILING PLAN (RESIDENTIAL AMENITIES)

SEAL & SIGNATURE:
REGISTERED ARCHITECT ADRIAN DAVID JAMES AS 026881 STATE OF NEW YORK

DATE:	19 DEC 14
PROJECT No:	1216-00
DRAWN: Author	REV:
CHK: Checker	5
SCALE: 1/4" = 1'-0"	
DWG No:	A-714.01
DOB PAGE No:	380 of 560

DOB EMPLOYEE STAMP:

DOB B-SCAN:

36" x 48" Arch E SHEET SIZE
FILE NAME: C:\Revit Local Files\EXTELL-866-AAI-TWR-CNF_bwilkerm.rvt
PLOT DATE: 6/22/2015 11:37:29 AM

DEPT OF BLDGS 421263426 Job Number
E386266505 Scan Code

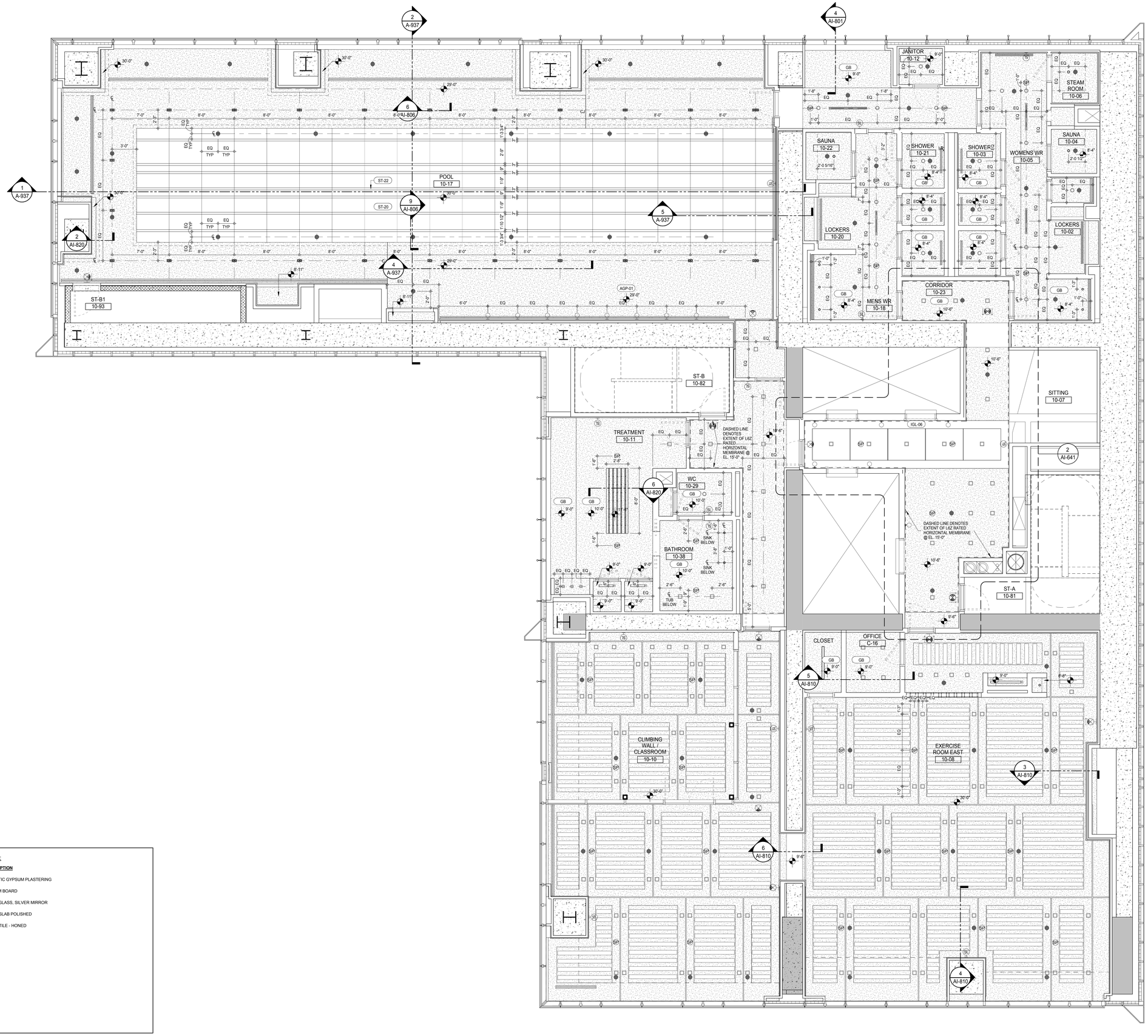

KEYNOTE LEGEND:

TAG #	DESCRIPTION
ACP-01	ACOUSTIC GYPSUM PLASTERING
GB	GYPSUM BOARD
IGL-06	CLEAR GLASS, SILVER MIRROR
ST-20	STONE SLAB POLISHED
ST-22	STONE TILE - HONED

KEY PLAN:

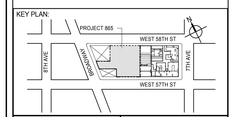

PROJECT NORTH

TRUE NORTH

DEVELOPER:
EXTELL DEVELOPMENT COMPANY
805 THIRD AVENUE, 7TH FLOOR
New York, NY 10022 USA
TEL: 212 712 6000 FAX: 212 712 6100

DESIGN ARCHITECT: Base Building Shell & Core
ADRIAN SMITH + GORDON GILL ARCHITECTURE
111 WEST MONROE STREET SUITE 2300
CHICAGO IL 60603
TEL: 312 920 1888 FAX: 312 920 1775

INTERIOR DESIGNER: Residential
Rottet Architecture and Design Studio, PLLC
298 Fifth Ave, 7th Floor
New York, NY 10001
TEL: 646 998 7000 FAX:

ARCHITECT OF RECORD: Base Building Shell, Core, & Residential
AAI ARCHITECTS, P.C.
401 Wellington St. W., 3rd Floor
Toronto, ON M5V 1E7 Canada
TEL: 416 967 1500 FAX: 416 967 7150

STRUCTURAL ENGINEERS:
WSP CANTOR SEINUK
228 EAST 45th Street
New York, NY 10017 USA
TEL: 212 687 9888 FAX: 646 487 5501

MEP ENGINEERS:
AKF GROUP
165 Broadway, 22nd Floor
New York, NY 10006 USA
TEL: 212 354 5656 FAX: 212 354 5668

GEOTECHNICAL ENGINEERS:
Langan Engineering & Environmental Services
21 Penn Plaza - 360 West 31st Street, 8th Floor
New York, NY 10001-2727
TEL: 212 479 5400 FAX: 212 479 5444

CODE CONSULTANTS:
Construction Consulting Associates
100 Church Street
New York, NY 10007
TEL: 212 385 1818 FAX: 212 385 1911

CURTAINWALL CONSULTANT:
AJLP Consulting
40 Worth Street. Suite 826
New York, NY 10013
TEL: 212 757 5659 FAX: 646 219 8508

LANDMARK/PRESERVATION CONSULTANT:
Jan Hird Pokorny Associates, Inc.
39 West 37th Street, 12A
New York, NY 10018
TEL: 212 759 6462 FAX: 212 759 6540

No.	DESCRIPTION	DATE
1	CD PROGRESS ISSUE 2	19 DEC 14
2	D.O.B. SUBMISSION	18 FEB 15
3	CD PROGRESS ISSUE 3	09 MAR 15
	D.O.B. SUBMISSION	27 APR 15
4	CD PROGRESS ISSUE 4	01 JUN 15
5	CD PROGRESS ISSUE 5	10 AUG 15
	D.O.B. AMENDMENT 2	21 SEP 15

//ISSUED AS: AI-315 - CD PROGRESS ISSUE 3 - 09 MAR 15//

NOT FOR BID/CONSTRUCTION

Discrepancies must be reported immediately to the Architect before proceeding. Only figured dimensions are to be used. Contractors must check all dimensions on site. This drawing is protected by copyright.

ALL DIMENSIONS ARE SHOWN IN IMPERIAL.

CONSULTANT:

AAI ARCHITECTS, P.C.

PROJECT:

217 WEST 57TH STREET
NEW YORK, NY

DRAWING TITLE:

10TH FLOOR REFLECTED CEILING PLAN (RESIDENTIAL AMENITIES)

SEAL & SIGNATURE:

REGISTERED ARCHITECT WAYNE DAVID JARRETT No. 028881 STATE OF NEW YORK

DATE:	19 DEC 14
PROJECT No:	1216-00
DRAWN: Author	REV:
CHK: Checker	5
SCALE: 1/4" = 1'-0"	
DWG No:	A-717.01
DOB PAGE No:	381 of 569

DOB EMPLOYEE STAMP:

DOB B-SCAN:

36" x 48" Arch E SHEET SIZE
FILE NAME: C:\Revit Local Files\EXTELL-865-AAI-TWR-CNF_Jarrett.rvt
PLOT DATE: 6/22/2015 11:38:54 AM

DEPT OF BLDGS 121263635 Job Number
E3115630088 Scan Code

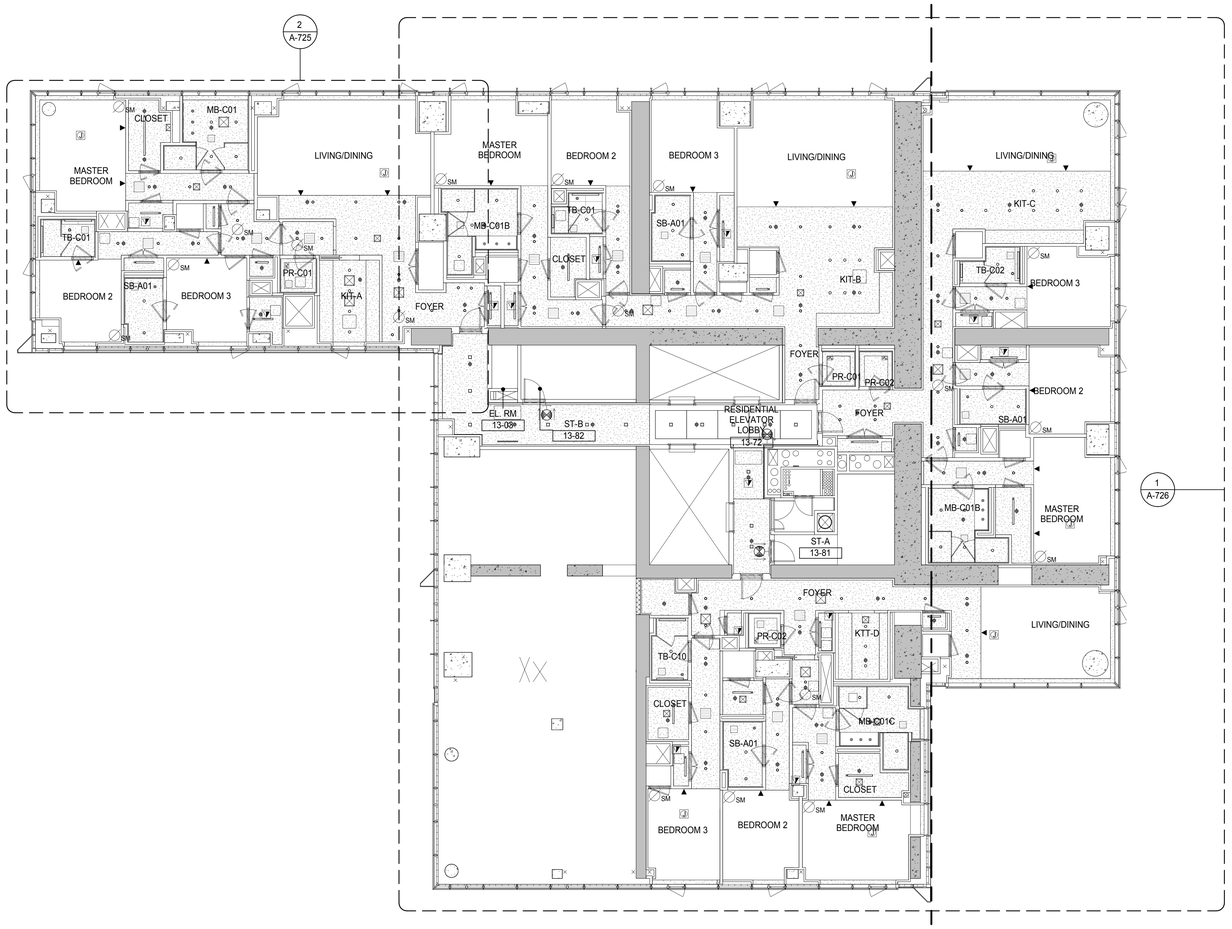

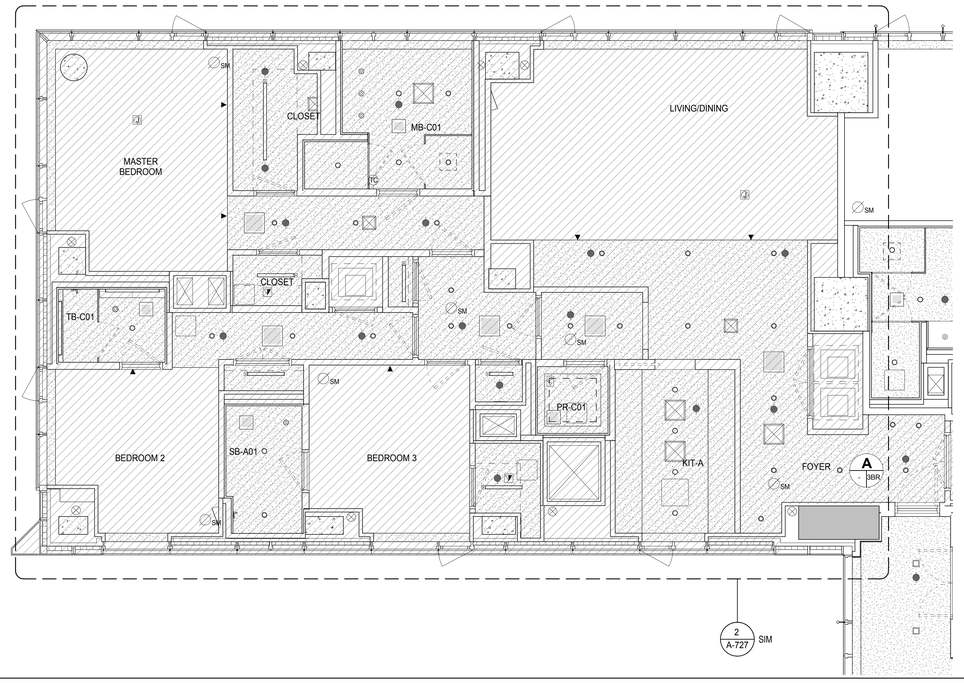

PARTIAL REFLECTED CEILING PLAN 2
A-725
1/4" = 1'-0"

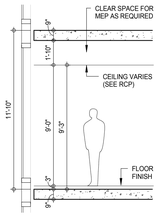

SCHEMATIC SECTION - FLOORS 13TH-18TH, 21ST-25TH, 29TH-44TH



KEY PLAN:

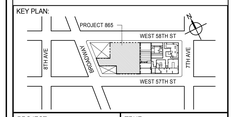

PROJECT NORTH

TRUE NORTH

DEVELOPER:
EXTELL DEVELOPMENT COMPANY
805 THIRD AVENUE, 7TH FLOOR
New York, NY 10022 USA
TEL: 212 712 6000 FAX: 212 712 6100

DESIGN ARCHITECT: Base Building Shell & Core
ADRIAN SMITH + GORDON GILL ARCHITECTURE
111 WEST MONROE STREET SUITE 2300
CHICAGO IL 60603
TEL: 312 920 1888 FAX: 312 920 1775

INTERIOR DESIGNER: Residential
Rottet Architecture and Design Studio, PLLC
298 Fifth Ave, 7th Floor
New York, NY 10001
TEL: 646 998 7000 FAX:

ARCHITECT OF RECORD: Base Building Shell, Core, & Residential
AAI ARCHITECTS, P.C.
401 Wellington St. W., 3rd Floor
Toronto, ON M5V 1E7 Canada
TEL: 416 967 1500 FAX: 416 967 7150

STRUCTURAL ENGINEERS:
WSP CANTOR SEINUK
228 EAST 45th Street
New York, NY 10017 USA
TEL: 212 687 9888 FAX: 646 487 5501

MEP ENGINEERS:
AKF GROUP
165 Broadway, 22nd Floor
New York, NY 10006 USA
TEL: 212 354 5656 FAX: 212 354 5668

GEOTECHNICAL ENGINEERS:
Langan Engineering & Environmental Services
21 Penn Plaza - 360 West 31st Street, 8th Floor
New York, NY 10001-2727
TEL: 212 479 5400 FAX: 212 479 5444

CODE CONSULTANTS:
Construction Consulting Associates
100 Church Street
New York, NY 10007
TEL: 212 385 1818 FAX: 212 385 1911

CURTAINWALL CONSULTANT:
AJLP Consulting
40 Worth Street. Suite 826
New York, NY 10013
TEL: 212 757 5659 FAX: 646 219 8508

LANDMARK/PRESERVATION CONSULTANT:
Jan Hird Pokorny Associates, Inc.
39 West 37th Street, 12A
New York, NY 10018
TEL: 212 759 6462 FAX: 212 759 6540

No.	DESCRIPTION	DATE
1	CD PROGRESS ISSUE 2	19 DEC 14
2	D.O.B. SUBMISSION	18 FEB 15
3	CD PROGRESS ISSUE 3	09 MAR 15
	D.O.B. SUBMISSION	27 APR 15
4	CD PROGRESS ISSUE 4	01 JUN 15
5	CD PROGRESS ISSUE 5	10 AUG 15
	D.O.B. AMENDMENT 2	21 SEP 15

/ISSUED AS: A1-322 - CD PROGRESS ISSUE 3 - 09 MAR 15/

NOT FOR BID/CONSTRUCTION

Discrepancies must be reported immediately to the Architect before proceeding. Only figured dimensions are to be used. Contractors must check all dimensions on site. This drawing is protected by copyright.

ALL DIMENSIONS ARE SHOWN IN IMPERIAL.

CONSULTANT:
AAI ARCHITECTS, P.C.

PROJECT:
217 WEST 57TH STREET
NEW YORK, NY

DRAWING TITLE:
13TH FLOOR REFLECTED CEILING PLAN (RESIDENTIAL - TIER 1)

SEAL & SIGNATURE:
REGISTERED ARCHITECT JE DAVID JAGER 028883 STATE OF NEW YORK

DATE:	19 DEC 14
PROJECT No:	1216-00
DRAWN: Author	REV:
CHK: Checker	5
SCALE: As indicated	
DWG No:	A-725.01
DOB PAGE No:	382 of 569

DOB EMPLOYEE STAMP:

DOB B-SCAN:

36" x 48" Arch E SHEET SIZE
FILE NAME: C:\Revit Local Files\EXTELL-856-AAI-TWR-CNF_kadams.rvt
PLOT DATE: 9/2/2015 11:59:47 AM

DEPT OF BLDGS 421208305 Job Number
B00420990200 Scan Code

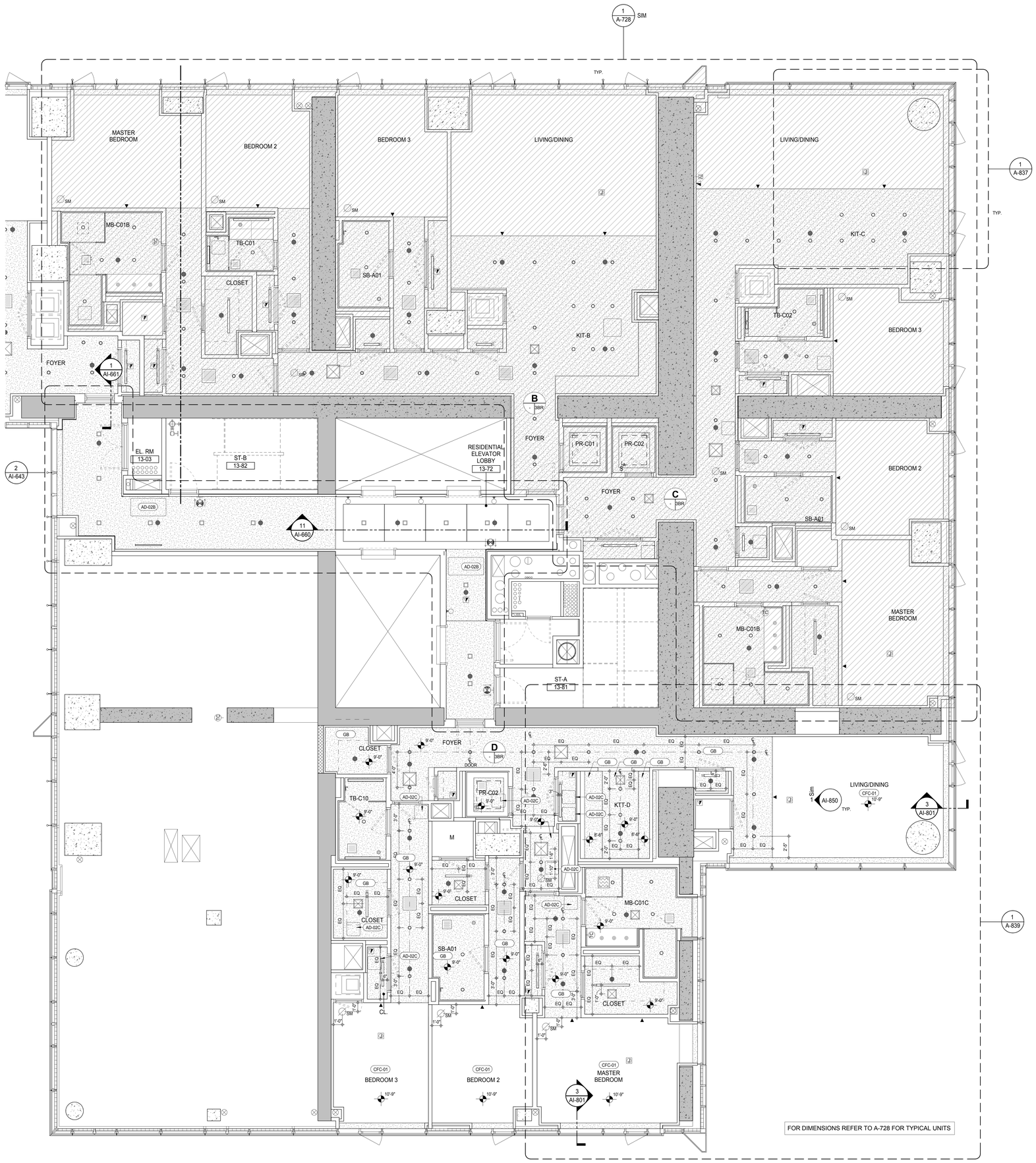

KEYNOTE LEGEND:

TAG #	DESCRIPTION
AD-02B	ACCESS DOOR FLUSH NON RATED 24" x 48"
AD-02C	ACCESS DOOR FLUSH NON RATED 18" x 18"
CFC-01	CONCRETE FINISHING COMPOUND
GB	GYPSUM BOARD

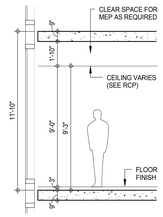

SCHEMATIC SECTION - FLOORS 13TH-18TH, 21ST-25TH, 29TH-44TH



KEY PLAN:

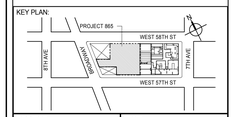

PROJECT NORTH: TRUE NORTH

DEVELOPER:
EXTELL DEVELOPMENT COMPANY
805 THIRD AVENUE, 7TH FLOOR
New York, NY 10022 USA
TEL: 212 712 6000 FAX: 212 712 6100

DESIGN ARCHITECT: Base Building Shell & Core
ADRIAN SMITH + GORDON GILL ARCHITECTURE
111 WEST MONROE STREET SUITE 2300
CHICAGO IL 60603
TEL: 312 920 1888 FAX: 312 920 1775

INTERIOR DESIGNER: Residential
Rottet Architecture and Design Studio, PLLC
298 Fifth Ave, 7th Floor
New York, NY 10001
TEL: 646 998 7000 FAX:

ARCHITECT OF RECORD: Base Building Shell, Core, & Residential
AAI ARCHITECTS, P.C.
401 Wellington St. W., 3rd Floor
Toronto, ON M5V 1E7 Canada
TEL: 416 967 1500 FAX: 416 967 7150

STRUCTURAL ENGINEERS:
WSP CANTOR SEINUK
228 EAST 45th Street
New York, NY 10017 USA
TEL: 212 687 9888 FAX: 646 487 5501

MEP ENGINEERS:
AKF GROUP
165 Broadway, 22nd Floor
New York, NY 10006 USA
TEL: 212 354 5656 FAX: 212 354 5668

GEOTECHNICAL ENGINEERS:
Langan Engineering & Environmental Services
21 Penn Plaza - 360 West 31st Street, 8th Floor
New York, NY 10001-2727
TEL: 212 479 5400 FAX: 212 479 5444

CODE CONSULTANTS:
Construction Consulting Associates
100 Church Street
New York, NY 10007
TEL: 212 385 1818 FAX: 212 385 1911

CURTAINWALL CONSULTANT:
AJLP Consulting
40 Worth Street. Suite 826
New York, NY 10013
TEL: 212 757 5659 FAX: 646 219 8508

LANDMARK/PRESERVATION CONSULTANT:
Jan Hird Pokorny Associates, Inc.
39 West 37th Street, 12A
New York, NY 10018
TEL: 212 759 6462 FAX: 212 759 6540

No.	DESCRIPTION	DATE
1	CD PROGRESS ISSUE 2	19 DEC 14
2	D.O.B. SUBMISSION	18 FEB 15
3	CD PROGRESS ISSUE 3	09 MAR 15
	D.O.B. SUBMISSION	27 APR 15
4	CD PROGRESS ISSUE 4	01 JUN 15
5	CD PROGRESS ISSUE 5	10 AUG 15
	D.O.B. AMENDMENT 2	21 SEP 15

/ISSUED AS: AI-322A - CD PROGRESS ISSUE 3 - 09 MAR 15/

NOT FOR BID/CONSTRUCTION

Discrepancies must be reported immediately to the Architect before proceeding. Only figured dimensions are to be used. Contractors must check all dimensions on site. This drawing is protected by copyright.

ALL DIMENSIONS ARE SHOWN IN IMPERIAL.

CONSULTANT:
AAI ARCHITECTS, P.C.

PROJECT:
217 WEST 57TH STREET
NEW YORK, NY

DRAWING TITLE:
13TH FLOOR REFLECTED CEILING PLAN (RESIDENTIAL - TIER 1)

SEAL & SIGNATURE:
REGISTERED ARCHITECT ANDRE DAVID JAMES AS 026881 STATE OF NEW YORK

DATE:	19 DEC 14
PROJECT No:	1216-00
DRAWN: Author	REV:
CHK: Checker	5
SCALE: 1/4" = 1'-0"	
DWG No:	A-726.01
DOB PAGE No:	383 of 569

DOB EMPLOYEE STAMP: DOB B-SCAN:

36" x 48" Arch E SHEET SIZE
FILE NAME: C:\Revit Local Files\EXTELL-865-AAI-TWR-CNF_Jsellerin.rvt
PLOT DATE: 6/23/2015 11:46:53 AM

DEPT OF BLDGS 421263626 Job Number
E356497586 Scan Code

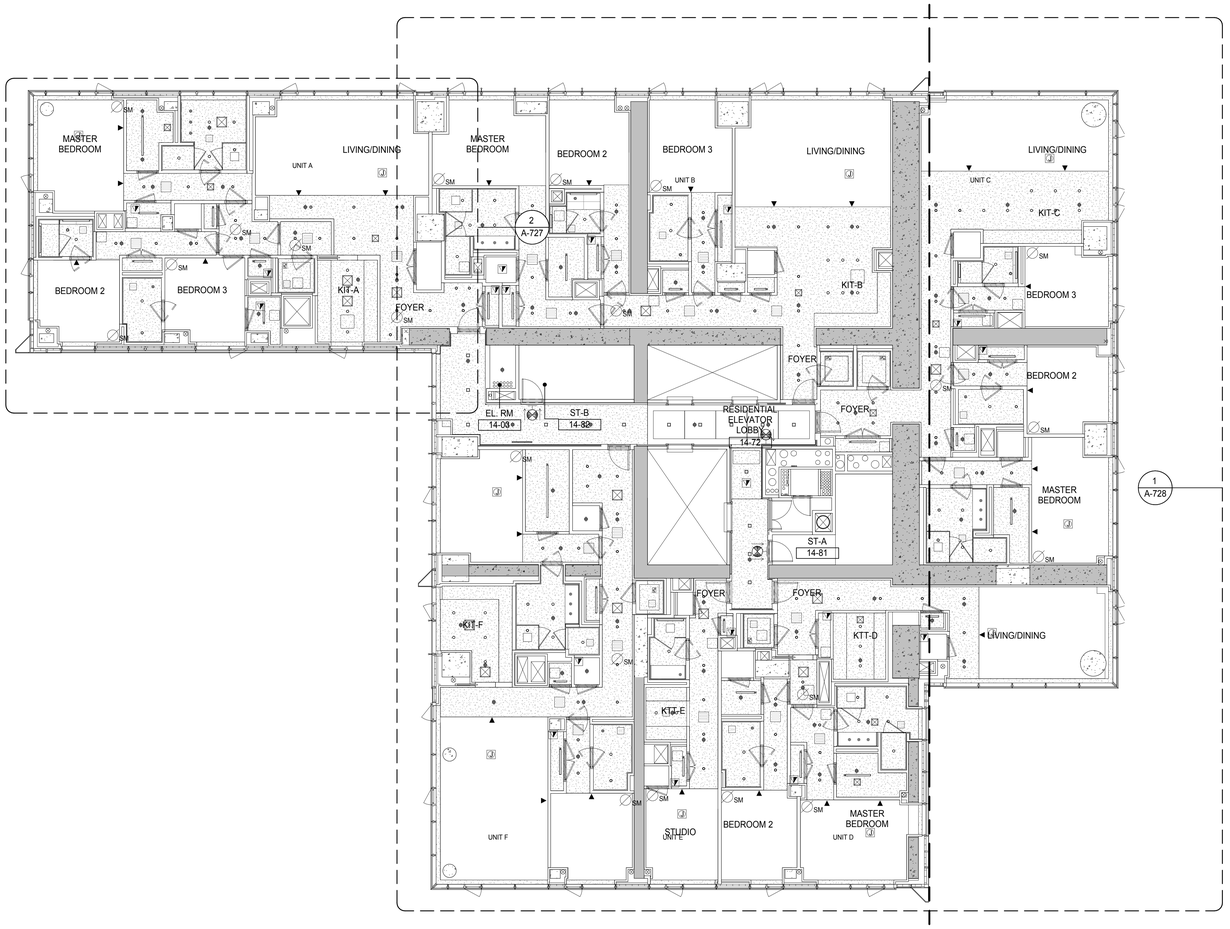

KEYNOTE LEGEND:

TAG #	DESCRIPTION
AD-02A	ACCESS DOOR FLUSH NON RATED 24" x 24"
AD-02C	ACCESS DOOR FLUSH NON RATED 18" x 18"
CFC-01	CONCRETE FINISHING COMPOUND
GB	GYPSUM BOARD
ST-11	STONE TILE - POLISHED

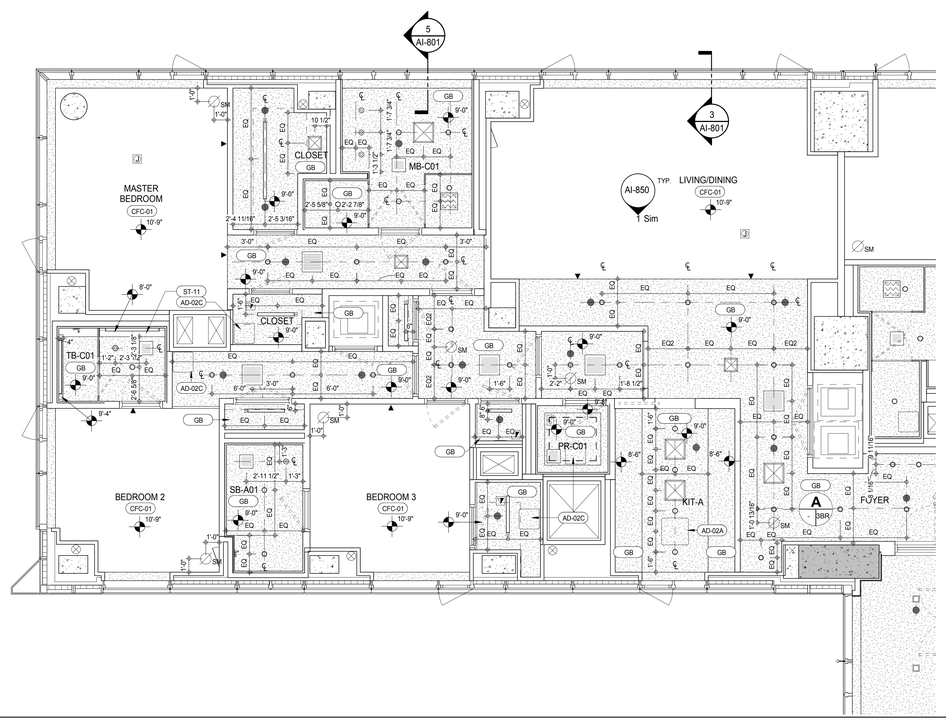

PARTIAL REFLECTED CEILING PLAN 2
A-725
1/4" = 1'-0"

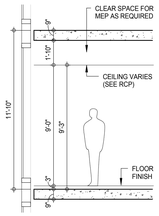

SCHEMATIC SECTION - FLOORS 13TH-18TH, 21ST-25TH, 29TH-44TH



KEY PLAN:

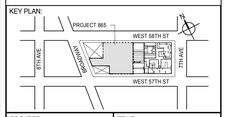

PROJECT NORTH

TRUE NORTH

DEVELOPER:
EXTELL DEVELOPMENT COMPANY
805 THIRD AVENUE, 7TH FLOOR
New York, NY 10022 USA
TEL: 212 712 6000 FAX: 212 712 6100

DESIGN ARCHITECT: Base Building Shell & Core
ADRIAN SMITH + GORDON GILL ARCHITECTURE
111 WEST MONROE STREET SUITE 2300
CHICAGO IL 60603
TEL: 312 920 1888 FAX: 312 920 1775

INTERIOR DESIGNER: Residential
Rottet Architecture and Design Studio, PLLC
298 Fifth Ave, 7th Floor
New York, NY 10001
TEL: 646 998 7000 FAX:

ARCHITECT OF RECORD: Base Building Shell, Core, & Residential
AAI ARCHITECTS, P.C.
401 Wellington St. W., 3rd Floor
Toronto, ON M5V 1E7 Canada
TEL: 416 967 1500 FAX: 416 967 7150

STRUCTURAL ENGINEERS:
WSP CANTOR SEINUK
228 EAST 45th Street
New York, NY 10017 USA
TEL: 212 687 9888 FAX: 646 487 5501

MEP ENGINEERS:
AKF GROUP
165 Broadway, 22nd Floor
New York, NY 10006 USA
TEL: 212 354 5656 FAX: 212 354 5668

GEOTECHNICAL ENGINEERS:
Langan Engineering & Environmental Services
21 Penn Plaza - 360 West 31st Street, 8th Floor
New York, NY 10001-2727
TEL: 212 479 5400 FAX: 212 479 5444

CODE CONSULTANTS:
Construction Consulting Associates
100 Church Street
New York, NY 10007
TEL: 212 385 1818 FAX: 212 385 1911

CURTAINWALL CONSULTANT:
AJLP Consulting
40 Worth Street. Suite 826
New York, NY 10013
TEL: 212 757 5659 FAX: 646 219 8508

LANDMARK/PRESERVATION CONSULTANT:
Jan Hird Pokorny Associates, Inc.
39 West 37th Street, 12A
New York, NY 10018
TEL: 212 759 6462 FAX: 212 759 6540

No.	DESCRIPTION	DATE
1	CD PROGRESS ISSUE 2	19 DEC 14
2	D.O.B. SUBMISSION	18 FEB 15
3	CD PROGRESS ISSUE 3	09 MAR 15
	D.O.B. SUBMISSION	27 APR 15
4	CD PROGRESS ISSUE 4	01 JUN 15
5	CD PROGRESS ISSUE 5	10 AUG 15
	D.O.B. AMENDMENT 2	21 SEP 15

/ISSUED AS: A1-323 - CD PROGRESS ISSUE 3 - 09 MAR 15/

NOT FOR BID/CONSTRUCTION

Discrepancies must be reported immediately to the Architect before proceeding. Only figured dimensions are to be used. Contractors must check all dimensions on site. This drawing is protected by copyright.

ALL DIMENSIONS ARE SHOWN IN IMPERIAL.

CONSULTANT:
AAI ARCHITECTS, P.C.

PROJECT:
217 WEST 57TH STREET
NEW YORK, NY

DRAWING TITLE:
14TH-18TH FLOOR REFLECTED CEILING PLAN (RESIDENTIAL - TIER 1)

SEAL & SIGNATURE:
REGISTERED ARCHITECT ALDO DAVID JACKER 028883 STATE OF NEW YORK

DATE:	19 DEC 14
PROJECT No:	1216-00
DRAWN: Author	REV: 5
CHK: Checker	
SCALE: As indicated	
DWG No:	A-727.01
DOB PAGE No:	384 of 569

DOB EMPLOYEE STAMP:

DOB B-SCAN:

36" x 48" Arch E SHEET SIZE
FILE NAME: C:\Revit Local Files\EXTELL-865-AAI-TWR-CNF_tradeim.rvt
PLOT DATE: 9/2/2015 11:14:48 AM

DEPT OF BLDGS 421236426 Job Number
E3408633.pdf Scan Code

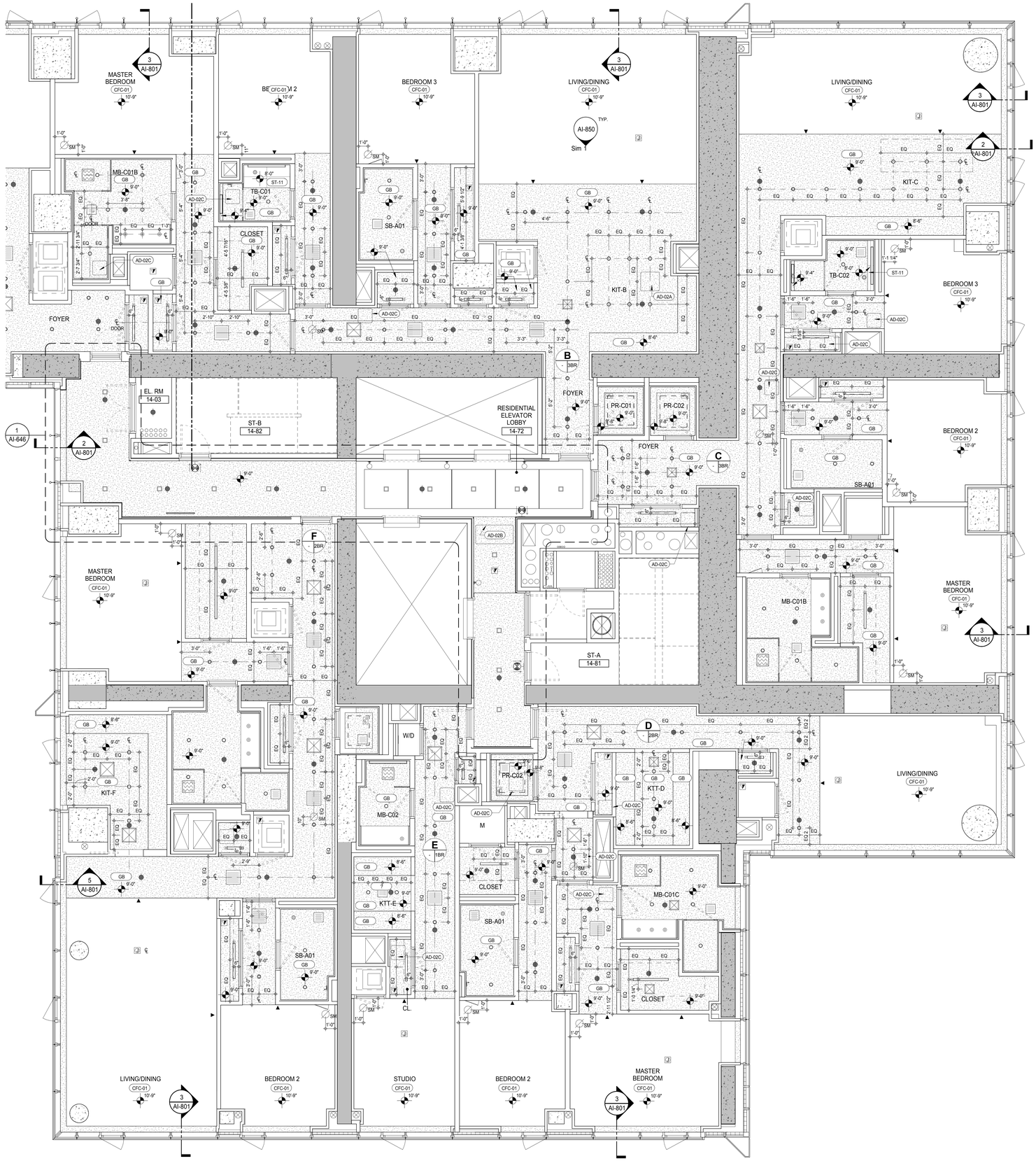

KEYNOTE LEGEND:

TAG #	DESCRIPTION
AD-02A	ACCESS DOOR FLUSH NON RATED 24" x 24"
AD-02B	ACCESS DOOR FLUSH NON RATED 24" x 48"
AD-02C	ACCESS DOOR FLUSH NON RATED 18" x 18"
CFC-01	CONCRETE FINISHING COMPOUND
GB	GYPSUM BOARD
ST-11	STONE TILE - POLISHED

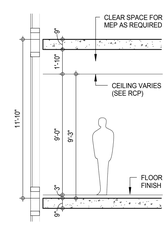

SCHEMATIC SECTION - FLOORS 13TH-18TH, 21ST-25TH, 29TH-44TH

KEY PLAN:

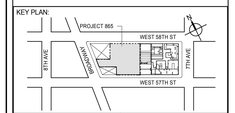

PROJECT NORTH: TRUE NORTH

DEVELOPER:
EXTELL DEVELOPMENT COMPANY
805 THIRD AVENUE, 7TH FLOOR
New York, NY 10022 USA
TEL: 212 712 6000 FAX: 212 712 6100

DESIGN ARCHITECT: Base Building Shell & Core
ADRIAN SMITH + GORDON GILL ARCHITECTURE
111 WEST MONROE STREET SUITE 2300
CHICAGO IL 60603
TEL: 312 920 1888 FAX: 312 920 1775

INTERIOR DESIGNER: Residential
Rottet Architecture and Design Studio, PLLC
298 Fifth Ave, 7th Floor
New York, NY 10001
TEL: 646 998 7000 FAX:

ARCHITECT OF RECORD: Base Building Shell, Core, & Residential
AAI ARCHITECTS, P.C.
401 Wellington St. W., 3rd Floor
Toronto, ON M5V 1E7 Canada
TEL: 416 967 1500 FAX: 416 967 7150

STRUCTURAL ENGINEERS:
WSP CANTOR SEINUK
228 EAST 45th Street
New York, NY 10017 USA
TEL: 212 687 9888 FAX: 646 487 5501

MEP ENGINEERS:
AKF GROUP
165 Broadway, 22nd Floor
New York, NY 10006 USA
TEL: 212 354 5656 FAX: 212 354 5668

GEOTECHNICAL ENGINEERS:
Langan Engineering & Environmental Services
21 Penn Plaza - 360 West 31st Street, 8th Floor
New York, NY 10001-2727
TEL: 212 479 5400 FAX: 212 479 5444

CODE CONSULTANTS:
Construction Consulting Associates
100 Church Street
New York, NY 10007
TEL: 212 385 1818 FAX: 212 385 1911

CURTAINWALL CONSULTANT:
AJLP Consulting
40 Worth Street. Suite 826
New York, NY 10013
TEL: 212 757 5659 FAX: 646 219 8508

LANDMARK/PRESERVATION CONSULTANT:
Jan Hird Pokorny Associates, Inc.
39 West 37th Street, 12A
New York, NY 10018
TEL: 212 759 6462 FAX: 212 759 6540

No.	DESCRIPTION	DATE
1	CD PROGRESS ISSUE 2	19 DEC 14
2	D.O.B. SUBMISSION	18 FEB 15
3	CD PROGRESS ISSUE 3	09 MAR 15
	D.O.B. SUBMISSION	27 APR 15
4	CD PROGRESS ISSUE 4	01 JUN 15
5	CD PROGRESS ISSUE 5	10 AUG 15
	D.O.B. AMENDMENT 2	21 SEP 15

/ISSUED AS: AI-323A - CD PROGRESS ISSUE 3 - 09 MAR 15/

NOT FOR BID/CONSTRUCTION

Discrepancies must be reported immediately to the Architect before proceeding. Only figured dimensions are to be used. Contractors must check all dimensions on site. This drawing is protected by copyright.

ALL DIMENSIONS ARE SHOWN IN IMPERIAL.

CONSULTANT:
AAI ARCHITECTS, P.C.

PROJECT:
217 WEST 57TH STREET
NEW YORK, NY

DRAWING TITLE:
14TH-18TH FLOOR REFLECTED CEILING PLAN (RESIDENTIAL - TIER 1)

SEAL & SIGNATURE:



DATE:	19 DEC 14
PROJECT No:	1216-00
DRAWN: Author	REV: 5
CHK: Checker	
SCALE: 1/4" = 1'-0"	
DWG No:	A-728.01
DOB PAGE No:	385 of 569

DOB EMPLOYEE STAMP: DOB B-SCAN:

36" x 48" Arch E SHEET SIZE
FILE NAME: C:\Revit Local Files\EXTELL-865-AAI-TWR-CNF_Jsullivan.rvt
PLOT DATE: 6/22/2015 11:14:52 AM

DEPT OF BLDGS 421263825 Job Number
E3950631295 Scan Code

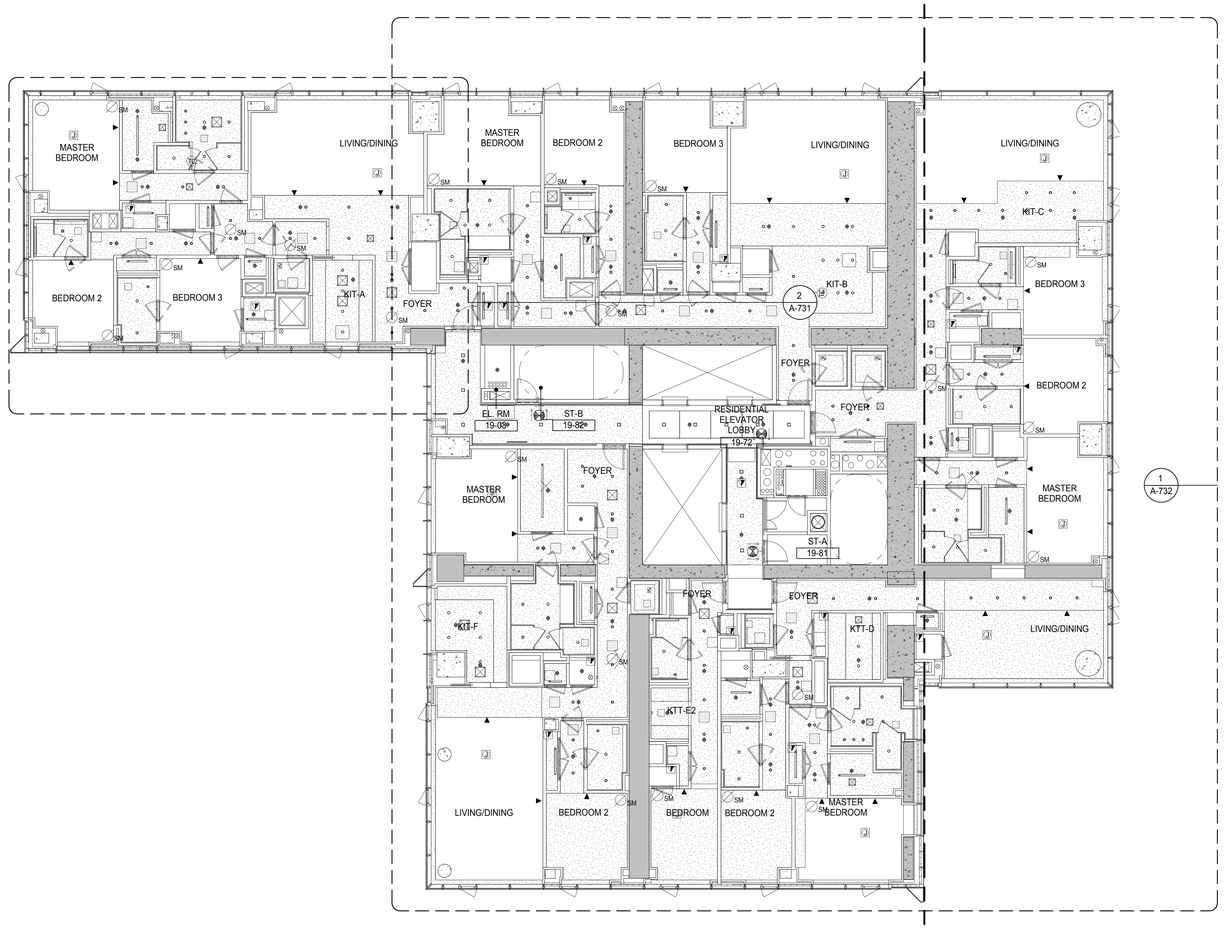

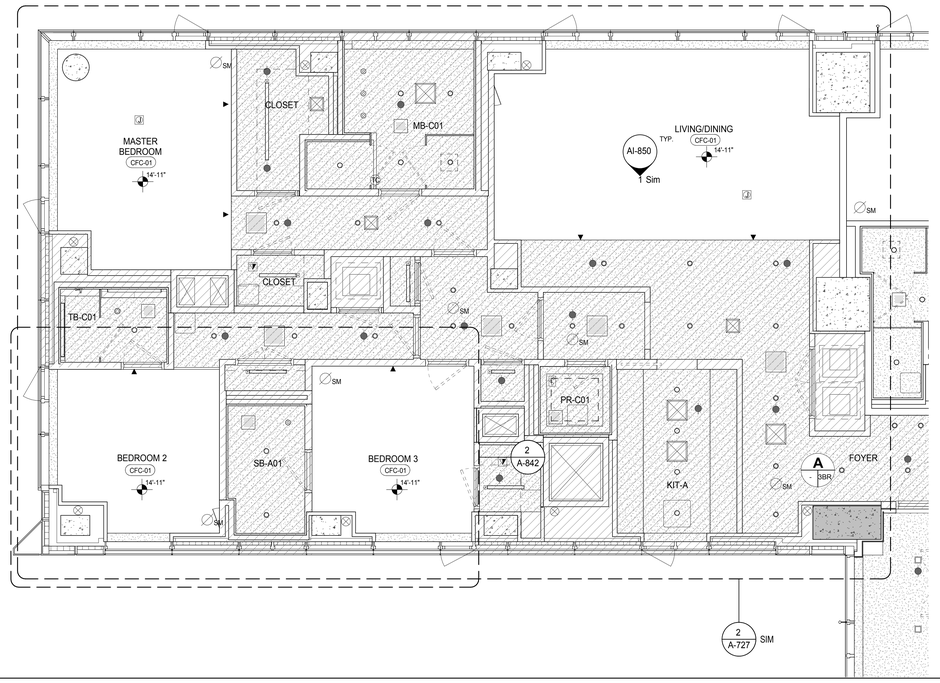

PARTIAL REFLECTED CEILING PLAN 2
A-731
1/4" = 1'-0"

KEYNOTE LEGEND:

TAG #	DESCRIPTION
CFC-01	CONCRETE FINISHING COMPOUND

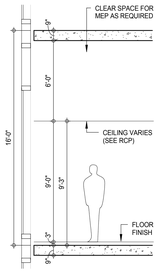

SCHEMATIC SECTION - FLOORS 19TH, 20TH, 28TH



KEY PLAN:

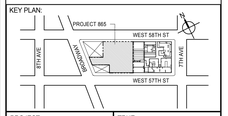

PROJECT NORTH

TRUE NORTH

DEVELOPER:
EXTELL DEVELOPMENT COMPANY
805 THIRD AVENUE, 7TH FLOOR
New York, NY 10022 USA
TEL: 212 712 6000 FAX: 212 712 6100

DESIGN ARCHITECT: Base Building Shell & Core
ADRIAN SMITH + GORDON GILL ARCHITECTURE
111 WEST MONROE STREET SUITE 2300
CHICAGO IL 60603
TEL: 312 920 1888 FAX: 312 920 1775

INTERIOR DESIGNER: Residential
Rottet Architecture and Design Studio, PLLC
298 Fifth Ave, 7th Floor
New York, NY 10001
TEL: 646 998 7000 FAX:

ARCHITECT OF RECORD: Base Building Shell, Core, & Residential
AAI ARCHITECTS, P.C.
401 Wellington St. W., 3rd Floor
Toronto, ON M5V 1E7 Canada
TEL: 416 967 1500 FAX: 416 967 7150

STRUCTURAL ENGINEERS:
WSP CANTOR SEINUK
228 EAST 45th Street
New York, NY 10017 USA
TEL: 212 687 9888 FAX: 646 487 5501

MEP ENGINEERS:
AKF GROUP
165 Broadway, 22nd Floor
New York, NY 10006 USA
TEL: 212 354 5656 FAX: 212 354 5668

GEOTECHNICAL ENGINEERS:
Langan Engineering & Environmental Services
21 Penn Plaza - 360 West 31st Street, 8th Floor
New York, NY 10001-2727
TEL: 212 479 5400 FAX: 212 479 5444

CODE CONSULTANTS:
Construction Consulting Associates
100 Church Street
New York, NY 10007
TEL: 212 385 1818 FAX: 212 385 1911

CURTAINWALL CONSULTANT:
AJLP Consulting
40 Worth Street. Suite 826
New York, NY 10013
TEL: 212 757 5659 FAX: 646 219 8508

LANDMARK/PRESERVATION CONSULTANT:
Jan Hird Pokorny Associates, Inc.
39 West 37th Street, 12A
New York, NY 10018
TEL: 212 759 6462 FAX: 212 759 6540

No.	DESCRIPTION	DATE
1	CD PROGRESS ISSUE 2	19 DEC 14
2	D.O.B. SUBMISSION	18 FEB 15
3	CD PROGRESS ISSUE 3	09 MAR 15
	D.O.B. SUBMISSION	27 APR 15
4	CD PROGRESS ISSUE 4	01 JUN 15
5	CD PROGRESS ISSUE 5	10 AUG 15
	D.O.B. AMENDMENT 2	21 SEP 15

/ISSUED AS: A1-325 - CD PROGRESS ISSUE 3 - 09 MAR 15/

NOT FOR BID/CONSTRUCTION

Discrepancies must be reported immediately to the Architect before proceeding. Only figured dimensions are to be used. Contractors must check all dimensions on site. This drawing is protected by copyright.

ALL DIMENSIONS ARE SHOWN IN IMPERIAL.

CONSULTANT:
AAI ARCHITECTS, P.C.

PROJECT:
217 WEST 57TH STREET
NEW YORK, NY

DRAWING TITLE:
19TH FLOOR REFLECTED CEILING PLAN (RESIDENTIAL - TIER 1)

SEAL & SIGNATURE:
REGISTERED ARCHITECT ANDRE DAVID JAKER 028863 STATE OF NEW YORK

DATE:	19 DEC 14
PROJECT No:	1216-00
DRAWN: Author	REV: 5
CHK: Checker	
SCALE: As indicated	
DWG No:	A-731.01
DOB PAGE No:	386 of 569

DOB EMPLOYEE STAMP:

DOB B-SCAN:

36" x 48" Arch E SHEET SIZE
FILE NAME: C:\Revit Local Files\EXTELL-865-AAI-TWR-CNF_tradarm.rvt
PLOT DATE: 9/2/2015 11:44:03 AM

DEPT OF BLDGS 421258808 Job Number
ES7543937 70 Scan Code

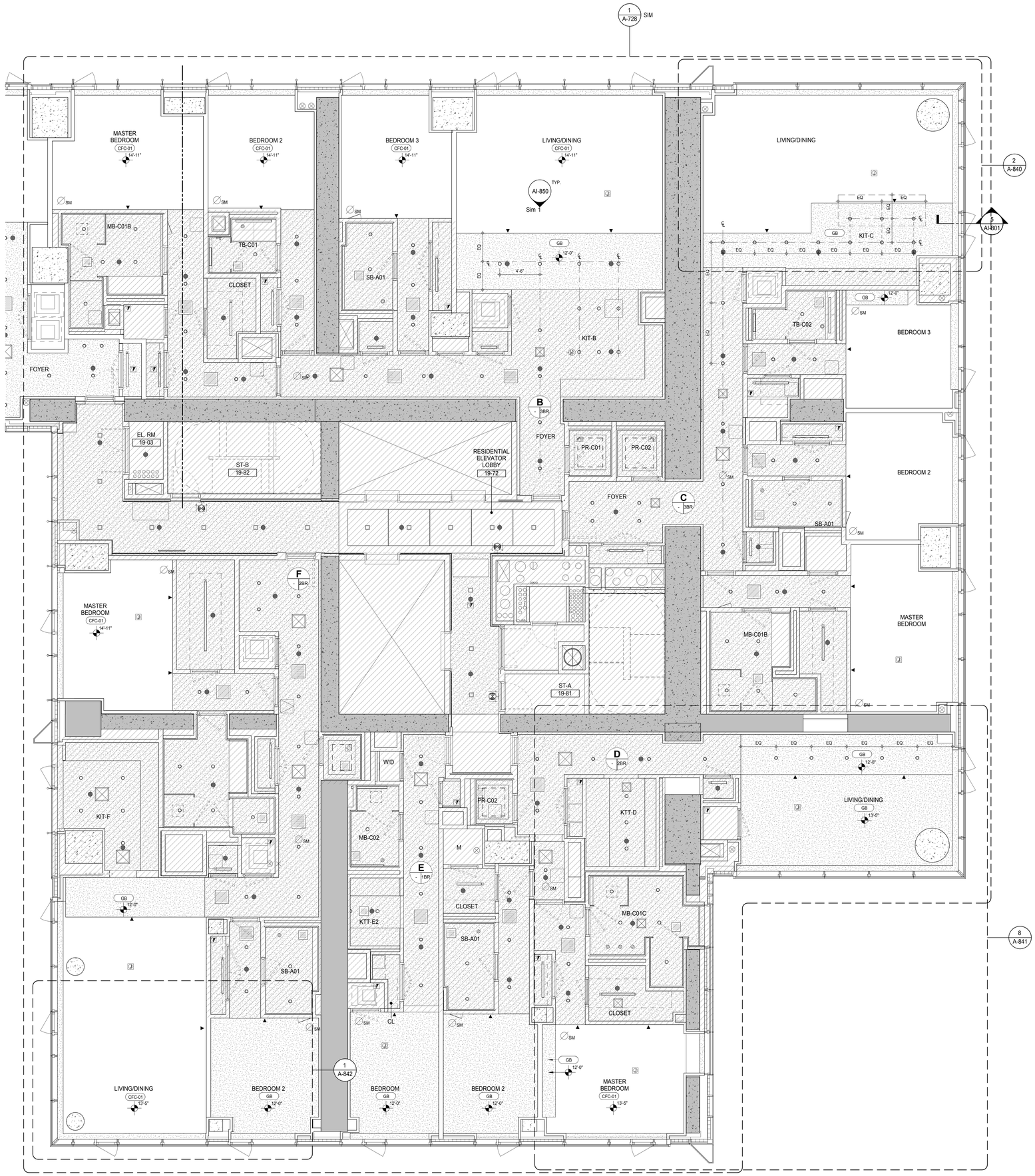

KEYNOTE LEGEND:

TAG #	DESCRIPTION
CFC-01	CONCRETE FINISHING COMPOUND
GB	GYPSUM BOARD

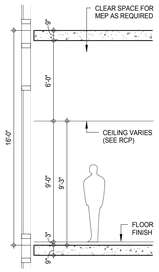

SCHEMATIC SECTION - FLOORS 19TH, 20TH, 28TH

KEY PLAN:

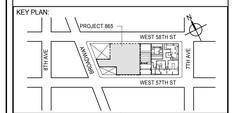

PROJECT NORTH

TRUE NORTH

DEVELOPER:
EXTELL DEVELOPMENT COMPANY
805 THIRD AVENUE, 7TH FLOOR
New York, NY 10022 USA
TEL: 212 712 6000 FAX: 212 712 6100

DESIGN ARCHITECT: Base Building Shell & Core
ADRIAN SMITH + GORDON GILL ARCHITECTURE
111 WEST MONROE STREET SUITE 2300
CHICAGO IL 60603
TEL: 312 920 1888 FAX: 312 920 1775

INTERIOR DESIGNER: Residential
Rottet Architecture and Design Studio, PLLC
298 Fifth Ave, 7th Floor
New York, NY 10001
TEL: 646 998 7000 FAX:

ARCHITECT OF RECORD: Base Building Shell, Core, & Residential
AAI ARCHITECTS, P.C.
401 Wellington St. W., 3rd Floor
Toronto, ON M5V 1E7 Canada
TEL: 416 967 1500 FAX: 416 967 7150

STRUCTURAL ENGINEERS:
WSP CANTOR SEINUK
228 EAST 45th Street
New York, NY 10017 USA
TEL: 212 687 9888 FAX: 646 487 5501

MEP ENGINEERS:
AKF GROUP
165 Broadway, 22nd Floor
New York, NY 10006 USA
TEL: 212 354 5656 FAX: 212 354 5668

GEOTECHNICAL ENGINEERS:
Langan Engineering & Environmental Services
21 Penn Plaza - 360 West 31st Street, 8th Floor
New York, NY 10001-2727
TEL: 212 479 5400 FAX: 212 479 5444

CODE CONSULTANTS:
Construction Consulting Associates
100 Church Street
New York, NY 10007
TEL: 212 385 1818 FAX: 212 385 1911

CURTAINWALL CONSULTANT:
AJLP Consulting
40 Worth Street. Suite 826
New York, NY 10013
TEL: 212 757 5659 FAX: 646 219 8508

LANDMARK/PRESERVATION CONSULTANT:
Jan Hird Pokorny Associates, Inc.
39 West 37th Street, 12A
New York, NY 10018
TEL: 212 759 6462 FAX: 212 759 6540

No.	DESCRIPTION	DATE
1	CD PROGRESS ISSUE 2	19 DEC 14
2	D.O.B. SUBMISSION	18 FEB 15
3	CD PROGRESS ISSUE 3	09 MAR 15
	D.O.B. SUBMISSION	27 APR 15
4	CD PROGRESS ISSUE 4	01 JUN 15
5	CD PROGRESS ISSUE 5	10 AUG 15
	D.O.B. AMENDMENT 2	21 SEP 15

/ISSUED AS: AI-325A - CD PROGRESS ISSUE 3 - 09 MAR 15/

NOT FOR BID/CONSTRUCTION

Discrepancies must be reported immediately to the Architect before proceeding. Only figured dimensions are to be used. Contractors must check all dimensions on site. This drawing is protected by copyright.

ALL DIMENSIONS ARE SHOWN IN IMPERIAL.

CONSULTANT:

AAI ARCHITECTS, P.C.

PROJECT:

217 WEST 57TH STREET
NEW YORK, NY

DRAWING TITLE:

19TH FLOOR REFLECTED CEILING PLAN (RESIDENTIAL - TIER 1)

SEAL & SIGNATURE:

REGISTERED ARCHITECT WILLIAE DAVID JAMES 028881 STATE OF NEW YORK

DATE:	19 DEC 14
PROJECT No:	1216-00
DRAWN: Author	REV:
CHK: Checker	5
SCALE: 1/4" = 1'-0"	
DWG No:	A-732.01
DOB PAGE No:	387 of 569

DOB EMPLOYEE STAMP:

DOB B-SCAN:

36" x 48" Arch E SHEET SIZE
FILE NAME: C:\Revit Local Files\EXTELL-865-AAI-TWR-CNF_hadams.rvt
PLOT DATE: 9/8/2015 11:44:52 AM

DEPT OF BLDGS 421206505 Job Number
E540084700B3 Scan Code

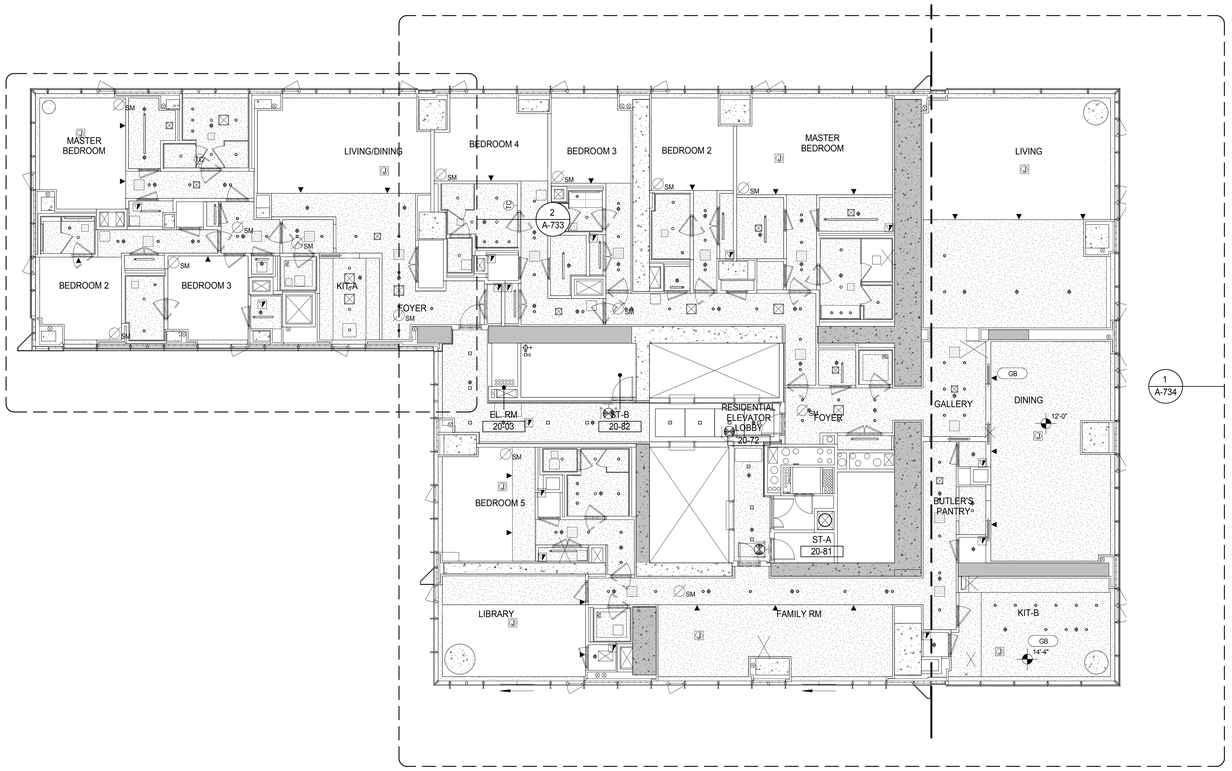

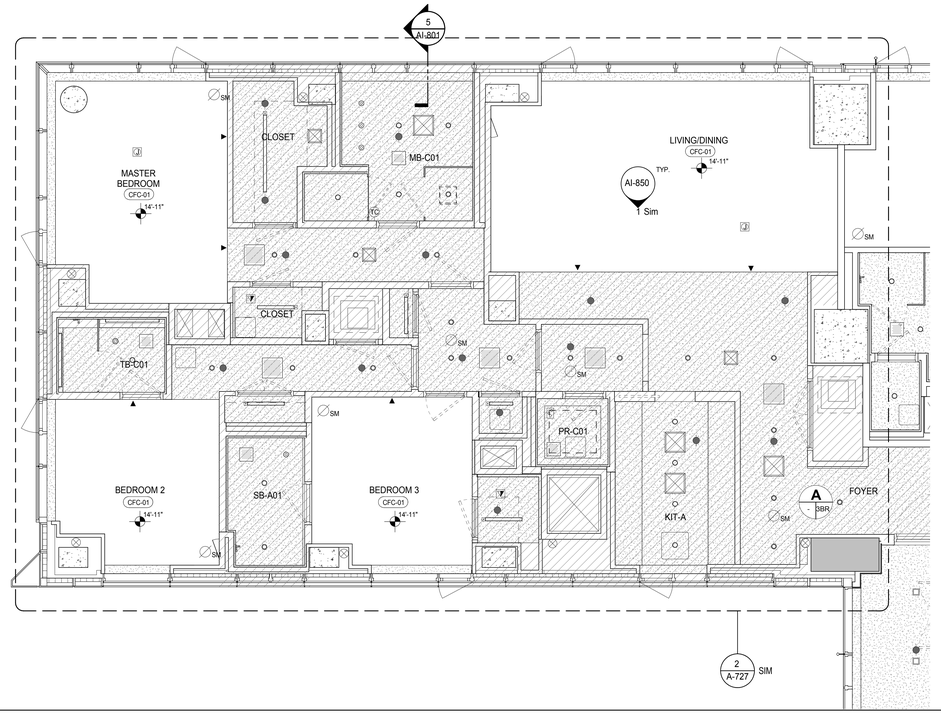

PARTIAL REFLECTED CEILING PLAN 2
A-733
1/4" = 1'-0"

KEYNOTE LEGEND:

TAG #	DESCRIPTION
CFC-01	CONCRETE FINISHING COMPOUND
GB	GYPSUM BOARD

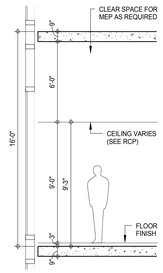

SCHEMATIC SECTION - FLOORS 19TH, 20TH, 28TH



KEY PLAN:

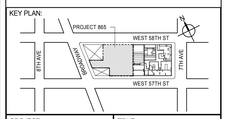

PROJECT NORTH | TRUE NORTH

DEVELOPER:
EXTELL DEVELOPMENT COMPANY
805 THIRD AVENUE, 7TH FLOOR
New York, NY 10022 USA
TEL: 212 712 6000 FAX: 212 712 6100

DESIGN ARCHITECT: Base Building Shell & Core
ADRIAN SMITH + GORDON GILL ARCHITECTURE
111 WEST MONROE STREET SUITE 2300
CHICAGO IL 60603
TEL: 312 920 1888 FAX: 312 920 1775

INTERIOR DESIGNER: Residential
Rottet Architecture and Design Studio, PLLC
298 Fifth Ave, 7th Floor
New York, NY 10001
TEL: 646 998 7000 FAX:

ARCHITECT OF RECORD: Base Building Shell, Core, & Residential
AAI ARCHITECTS, P.C.
401 Wellington St. W., 3rd Floor
Toronto, ON M5V 1E7 Canada
TEL: 416 967 1500 FAX: 416 967 7150

STRUCTURAL ENGINEERS:
WSP CANTOR SEINUK
228 EAST 45th Street
New York, NY 10017 USA
TEL: 212 687 9888 FAX: 646 487 5501

MEP ENGINEERS:
AKF GROUP
165 Broadway, 22nd Floor
New York, NY 10006 USA
TEL: 212 354 5656 FAX: 212 354 5668

GEOTECHNICAL ENGINEERS:
Langan Engineering & Environmental Services
21 Penn Plaza - 360 West 31st Street, 8th Floor
New York, NY 10001-2727
TEL: 212 479 5400 FAX: 212 479 5444

CODE CONSULTANTS:
Construction Consulting Associates
100 Church Street
New York, NY 10007
TEL: 212 385 1818 FAX: 212 385 1911

CURTAINWALL CONSULTANT:
AJLP Consulting
40 Worth Street. Suite 826
New York, NY 10013
TEL: 212 757 5659 FAX: 646 219 8508

LANDMARK/PRESERVATION CONSULTANT:
Jan Hird Pokorny Associates, Inc.
39 West 37th Street, 12A
New York, NY 10018
TEL: 212 759 6462 FAX: 212 759 6540

No.	DESCRIPTION	DATE
1	CD PROGRESS ISSUE 2	19 DEC 14
2	D.O.B. SUBMISSION	18 FEB 15
3	CD PROGRESS ISSUE 3	09 MAR 15
	D.O.B. SUBMISSION	27 APR 15
4	CD PROGRESS ISSUE 4	01 JUN 15
5	CD PROGRESS ISSUE 5	10 AUG 15
	D.O.B. AMENDMENT 2	21 SEP 15

/ISSUED AS: AI-326 - CD PROGRESS ISSUE 3 - 09 MAR 15/

NOT FOR BID/CONSTRUCTION

Discrepancies must be reported immediately to the Architect before proceeding. Only figured dimensions are to be used. Contractors must check all dimensions on site. This drawing is protected by copyright.

ALL DIMENSIONS ARE SHOWN IN IMPERIAL.

CONSULTANT: AAI ARCHITECTS, P.C.

PROJECT:
217 WEST 57TH STREET
NEW YORK, NY

DRAWING TITLE:
20TH FLOOR REFLECTED CEILING PLAN (RESIDENTIAL - TIER 1)

SEAL & SIGNATURE: REGISTERED ARCHITECT JAE DAVID JANSSEN 026881 STATE OF NEW YORK

DATE:	19 DEC 14
PROJECT No:	1216-00
DRAWN: Author	REV: 5
CHK: Checker	
SCALE: As indicated	
DWG No:	A-733.01
DOB PAGE No:	388 of 569

DOB EMPLOYEE STAMP: DOB B-SCAN:

36" x 48" Arch E SHEET SIZE
FILE NAME: C:\Revit Local Files\EXTELL-865-AAI-TWR-CNE_hadams.rvt
PLOT DATE: 9/22/2015 11:46:17 AM

DEPT OF BLDGS 121263505 Job Number
E531434142 Scan Code

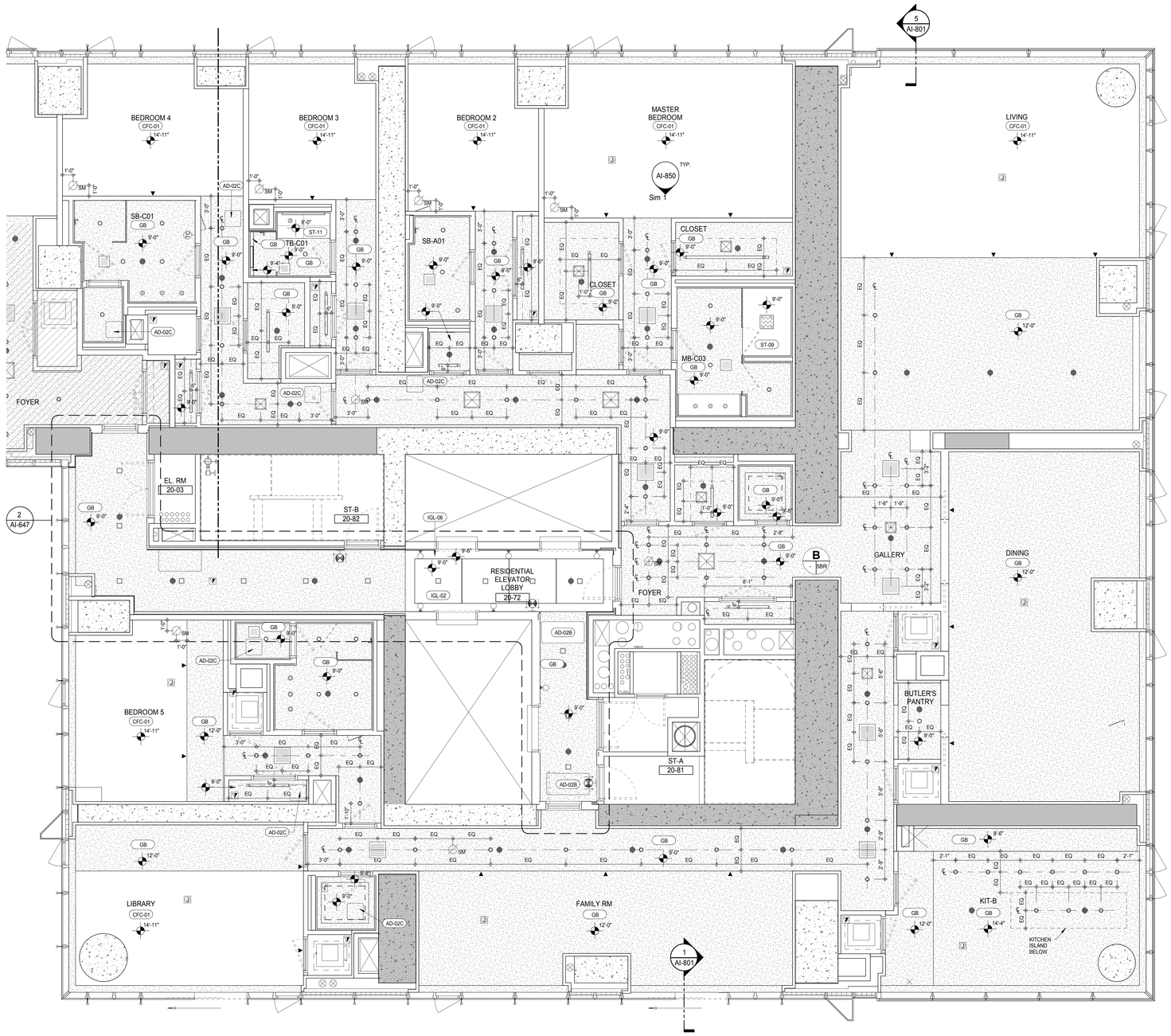

KEYNOTE LEGEND:

TAG #	DESCRIPTION
AD-02B	ACCESS DOOR FLUSH NON RATED 24" x 48"
AD-02C	ACCESS DOOR FLUSH NON RATED 18" x 18"
CFC-01	CONCRETE FINISHING COMPOUND
GB	GYPSUM BOARD
IGL-02	BACK PAINTED GLASS
IGL-06	CLEAR GLASS, SILVER MIRROR
ST-09	STONE SLAB - POLISHED (REFER TO SCHEME LEGEND)
ST-11	STONE TILE - POLISHED

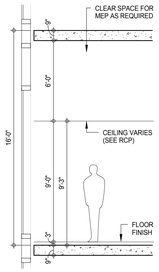

SCHEMATIC SECTION - FLOORS 19TH, 20TH, 28TH

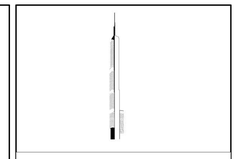

KEY PLAN:

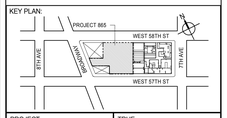

PROJECT NORTH: TRUE NORTH

DEVELOPER:
EXTELL DEVELOPMENT COMPANY
805 THIRD AVENUE, 7TH FLOOR
New York, NY 10022 USA
TEL: 212 712 6000 FAX: 212 712 6100

DESIGN ARCHITECT: Base Building Shell & Core
ADRIAN SMITH + GORDON GILL ARCHITECTURE
111 WEST MONROE STREET SUITE 2300
CHICAGO IL 60603
TEL: 312 920 1888 FAX: 312 920 1775

INTERIOR DESIGNER: Residential
Rottet Architecture and Design Studio, PLLC
298 Fifth Ave, 7th Floor
New York, NY 10001
TEL: 646 998 7000 FAX:

ARCHITECT OF RECORD: Base Building Shell, Core, & Residential
AAI ARCHITECTS, P.C.
401 Wellington St. W., 3rd Floor
Toronto, ON M5V 1E7 Canada
TEL: 416 967 1500 FAX: 416 967 7150

STRUCTURAL ENGINEERS:
WSP CANTOR SEINUK
228 EAST 45th Street
New York, NY 10017 USA
TEL: 212 687 9888 FAX: 646 487 5501

MEP ENGINEERS:
AKF GROUP
165 Broadway, 22nd Floor
New York, NY 10006 USA
TEL: 212 354 5656 FAX: 212 354 5668

GEOTECHNICAL ENGINEERS:
Langan Engineering & Environmental Services
21 Penn Plaza - 360 West 31st Street, 8th Floor
New York, NY 10001-2727
TEL: 212 479 5400 FAX: 212 479 5444

CODE CONSULTANTS:
Construction Consulting Associates
100 Church Street
New York, NY 10007
TEL: 212 385 1818 FAX: 212 385 1911

CURTAINWALL CONSULTANT:
AJLP Consulting
40 Worth Street. Suite 826
New York, NY 10013
TEL: 212 757 5659 FAX: 646 219 8508

LANDMARK/PRESERVATION CONSULTANT:
Jan Hird Pokorny Associates, Inc.
39 West 37th Street, 12A
New York, NY 10018
TEL: 212 759 6462 FAX: 212 759 6540

No.	DESCRIPTION	DATE
1	CD PROGRESS ISSUE 2	19 DEC 14
2	D.O.B. SUBMISSION	18 FEB 15
3	CD PROGRESS ISSUE 3	09 MAR 15
	D.O.B. SUBMISSION	27 APR 15
4	CD PROGRESS ISSUE 4	01 JUN 15
5	CD PROGRESS ISSUE 5	10 AUG 15
	D.O.B. AMENDMENT 2	21 SEP 15

/ISSUED AS: AI-326A - CD PROGRESS ISSUE 3 - 09 MAR 15/

NOT FOR BID/CONSTRUCTION

Discrepancies must be reported immediately to the Architect before proceeding. Only figured dimensions are to be used. Contractors must check all dimensions on site. This drawing is protected by copyright.

ALL DIMENSIONS ARE SHOWN IN IMPERIAL.

CONSULTANT:
AAI ARCHITECTS, P.C.

PROJECT:
217 WEST 57TH STREET
NEW YORK, NY

DRAWING TITLE:
20TH FLOOR REFLECTED CEILING PLAN (RESIDENTIAL - TIER 1)

SEAL & SIGNATURE:
REGISTERED ARCHITECT ADRIAN DAVID JAMES No. 026881 STATE OF NEW YORK

DATE:	19 DEC 14
PROJECT No:	1216-00
DRAWN: Author	REV:
CHK: Checker	5
SCALE: 1/4" = 1'-0"	
DWG No:	A-734.01
DOB PAGE No:	389 of 569

DOB EMPLOYEE STAMP: DOB B-SCAN:

36" x 48" Arch E SHEET SIZE
FILE NAME: C:\Revit Local Files\EXTELL-866-AAI-TWR-CNF_bueltemi.rvt
PLOT DATE: 6/2/2015 11:47:29 AM

DEPT OF BLDGS 421258305 Job Number
E302105847XC Scan Code

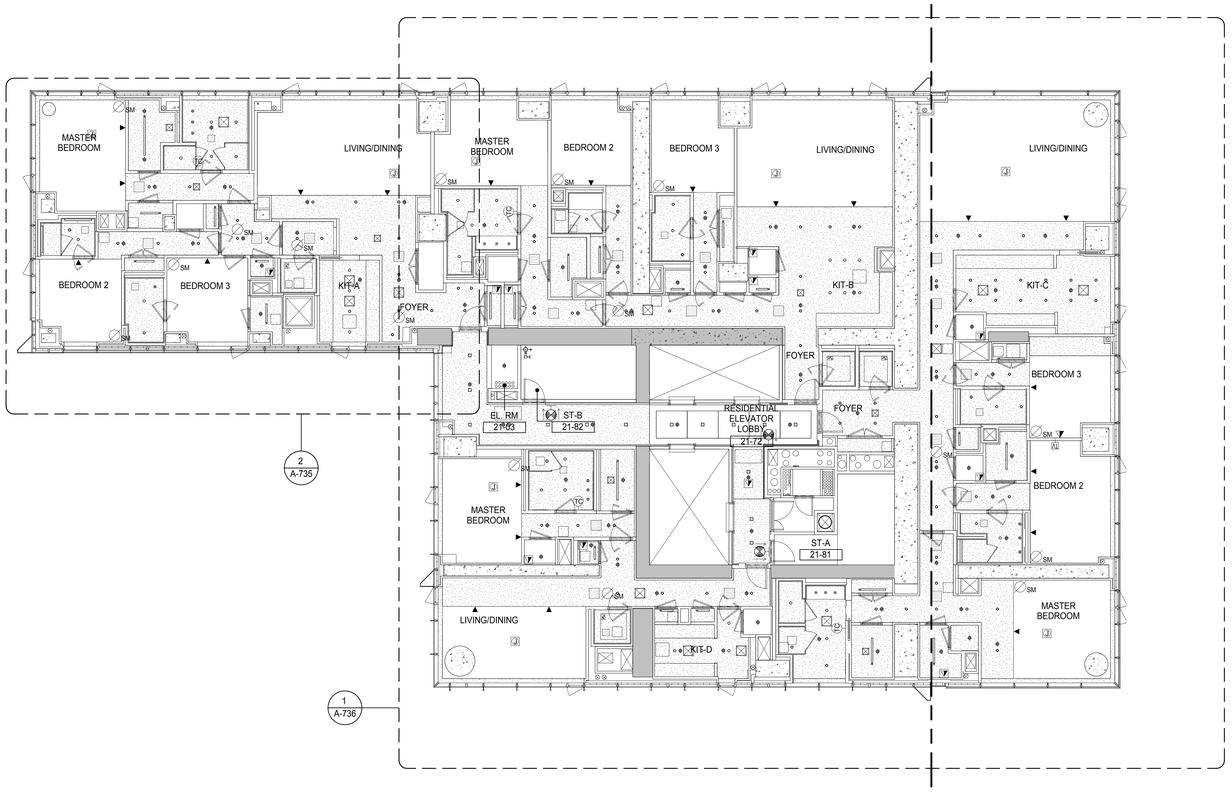

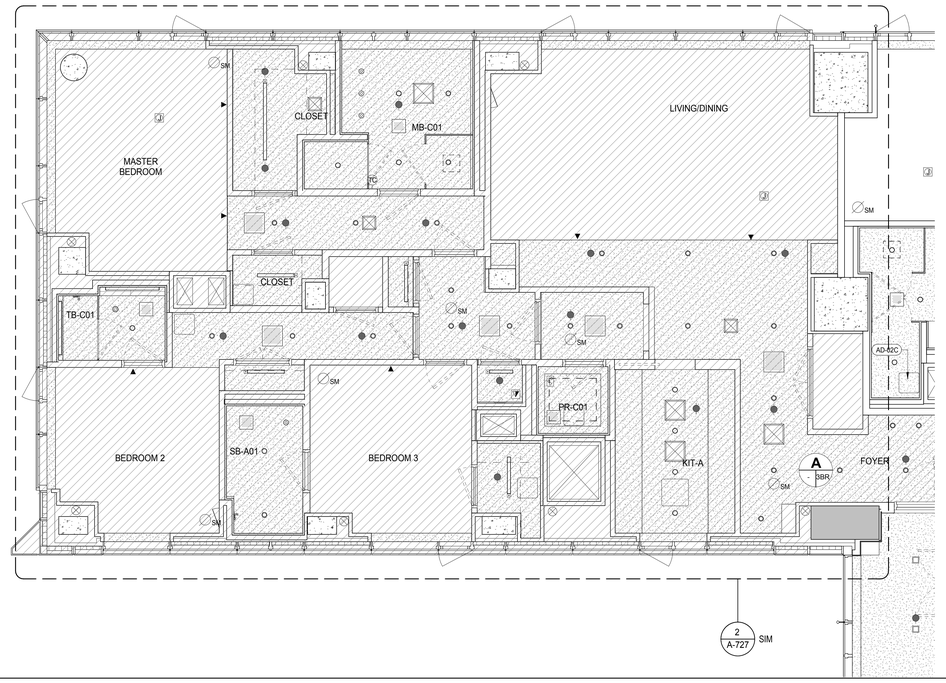

PARTIAL REFLECTED CEILING PLAN 2
A-735
1/4" = 1'-0"

KEYNOTE LEGEND:

TAG #	DESCRIPTION
AD-02C	ACCESS DOOR FLUSH NON RATED 18" x 18"

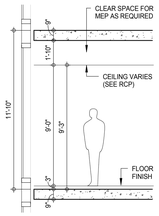

SCHEMATIC SECTION - FLOORS 13TH-18TH, 21ST-25TH, 29TH-44TH

/ISSUED AS: A1-327 - CD PROGRESS ISSUE 3 - 09 MAR 15/



KEY PLAN:

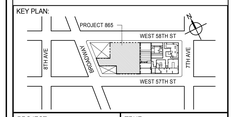

PROJECT NORTH | TRUE NORTH

DEVELOPER:
EXTELL DEVELOPMENT COMPANY
805 THIRD AVENUE, 7TH FLOOR
New York, NY 10022 USA
TEL: 212 712 6000 FAX: 212 712 6100

DESIGN ARCHITECT: Base Building Shell & Core
ADRIAN SMITH + GORDON GILL ARCHITECTURE
111 WEST MONROE STREET SUITE 2300
CHICAGO IL 60603
TEL: 312 920 1888 FAX: 312 920 1775

INTERIOR DESIGNER: Residential
Rottet Architecture and Design Studio, PLLC
298 Fifth Ave, 7th Floor
New York, NY 10001
TEL: 646 998 7000 FAX:

ARCHITECT OF RECORD: Base Building Shell, Core, & Residential
AAI ARCHITECTS, P.C.
401 Wellington St. W., 3rd Floor
Toronto, ON M5V 1E7 Canada
TEL: 416 967 1500 FAX: 416 967 7150

STRUCTURAL ENGINEERS:
WSP CANTOR SEINUK
228 EAST 45th Street
New York, NY 10017 USA
TEL: 212 687 9888 FAX: 646 487 5501

MEP ENGINEERS:
AKF GROUP
165 Broadway, 22nd Floor
New York, NY 10006 USA
TEL: 212 354 5656 FAX: 212 354 5668

GEOTECHNICAL ENGINEERS:
Langan Engineering & Environmental Services
21 Penn Plaza - 360 West 31st Street, 8th Floor
New York, NY 10001-2727
TEL: 212 479 5400 FAX: 212 479 5444

CODE CONSULTANTS:
Construction Consulting Associates
100 Church Street
New York, NY 10007
TEL: 212 385 1818 FAX: 212 385 1911

CURTAINWALL CONSULTANT:
AJLP Consulting
40 Worth Street. Suite 826
New York, NY 10013
TEL: 212 757 5659 FAX: 646 219 8508

LANDMARK/PRESERVATION CONSULTANT:
Jan Hird Pokorny Associates, Inc.
39 West 37th Street, 12A
New York, NY 10018
TEL: 212 759 6462 FAX: 212 759 6540

No.	DESCRIPTION	DATE
1	CD PROGRESS ISSUE 2	19 DEC 14
2	D.O.B. SUBMISSION	18 FEB 15
3	CD PROGRESS ISSUE 3	09 MAR 15
	D.O.B. SUBMISSION	27 APR 15
4	CD PROGRESS ISSUE 4	01 JUN 15
5	CD PROGRESS ISSUE 5	10 AUG 15
	D.O.B. AMENDMENT 2	21 SEP 15

NOT FOR BID/CONSTRUCTION

Discrepancies must be reported immediately to the Architect before proceeding. Only figured dimensions are to be used. Contractors must check all dimensions on site. This drawing is protected by copyright.

ALL DIMENSIONS ARE SHOWN IN IMPERIAL.

CONSULTANT:
AAI ARCHITECTS, P.C.

PROJECT:
217 WEST 57TH STREET
NEW YORK, NY

DRAWING TITLE:
21ST-25TH FLOOR REFLECTED CEILING PLAN (RESIDENTIAL - TIER 1)

SEAL & SIGNATURE:
REGISTERED ARCHITECT ADRIAN DAVID JAMES 028863 STATE OF NEW YORK

DATE:	19 DEC 14
PROJECT No:	1216-00
DRAWN: Author	REV: 5
CHK: Checker	
SCALE: As indicated	
DWG No:	A-735.01
DOB PAGE No:	390 of 569

DOB EMPLOYEE STAMP: DOB B-SCAN:

36" x 48" Arch E SHEET SIZE
FILE NAME: C:\Revit Local Files\EXTELL-865-AAI-TWR-CNF_tradarm.rvt
PLOT DATE: 9/2/2015 11:44:23 AM

DEPT OF BLDGS 421258305 Job Number
E395595142-0 Scan Code

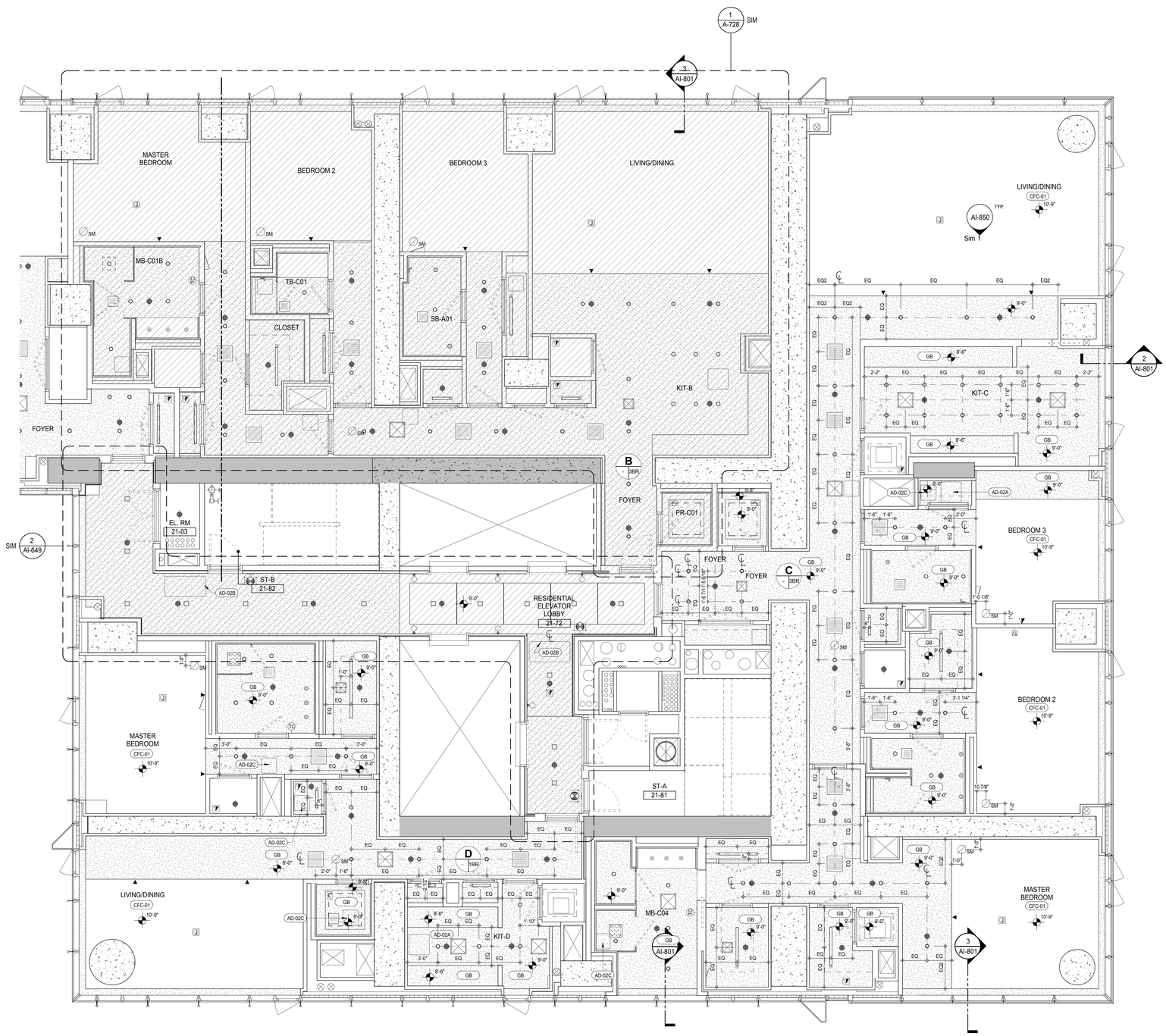

KEYNOTE LEGEND:

TAG #	DESCRIPTION
AD-02A	ACCESS DOOR FLUSH NON RATED 24" x 24"
AD-02B	ACCESS DOOR FLUSH NON RATED 24" x 48"
AD-02C	ACCESS DOOR FLUSH NON RATED 18" x 18"
CFC-01	CONCRETE FINISHING COMPOUND
GB	GYPSUM BOARD

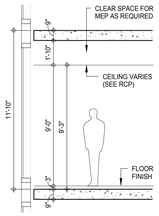

SCHEMATIC SECTION - FLOORS 13TH-18TH, 21ST-25TH, 29TH-44TH



KEY PLAN:

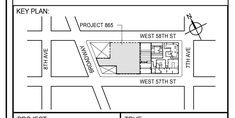

PROJECT NORTH | TRUE NORTH

DEVELOPER:
EXTELL DEVELOPMENT COMPANY
805 THIRD AVENUE, 7TH FLOOR
New York, NY 10022 USA
TEL: 212 712 6000 FAX: 212 712 6100

DESIGN ARCHITECT: Base Building Shell & Core
ADRIAN SMITH + GORDON GILL ARCHITECTURE
111 WEST MONROE STREET SUITE 2300
CHICAGO IL 60603
TEL: 312 920 1888 FAX: 312 920 1775

INTERIOR DESIGNER: Residential
Rottet Architecture and Design Studio, PLLC
298 Fifth Ave, 7th Floor
New York, NY 10001
TEL: 646 998 7000 FAX:

ARCHITECT OF RECORD: Base Building Shell, Core, & Residential
AAI ARCHITECTS, P.C.
401 Wellington St. W., 3rd Floor
Toronto, ON M5V 1E7 Canada
TEL: 416 967 1500 FAX: 416 967 7150

STRUCTURAL ENGINEERS:
WSP CANTOR SEINUK
228 EAST 45th Street
New York, NY 10017 USA
TEL: 212 687 9888 FAX: 646 487 5501

MEP ENGINEERS:
AKF GROUP
165 Broadway, 22nd Floor
New York, NY 10006 USA
TEL: 212 354 5656 FAX: 212 354 5668

GEOTECHNICAL ENGINEERS:
Langan Engineering & Environmental Services
21 Penn Plaza - 360 West 31st Street, 8th Floor
New York, NY 10001-2727
TEL: 212 479 5400 FAX: 212 479 5444

CODE CONSULTANTS:
Construction Consulting Associates
100 Church Street
New York, NY 10007
TEL: 212 385 1818 FAX: 212 385 1911

CURTAINWALL CONSULTANT:
AJLP Consulting
40 Worth Street. Suite 826
New York, NY 10013
TEL: 212 757 5659 FAX: 646 219 8508

LANDMARK/PRESERVATION CONSULTANT:
Jan Hird Pokorny Associates, Inc.
39 West 37th Street, 12A
New York, NY 10018
TEL: 212 759 6462 FAX: 212 759 6540

No.	DESCRIPTION	DATE
1	CD PROGRESS ISSUE 2	19 DEC 14
2	D.O.B. SUBMISSION	18 FEB 15
3	CD PROGRESS ISSUE 3	09 MAR 15
	D.O.B. SUBMISSION	27 APR 15
4	CD PROGRESS ISSUE 4	01 JUN 15
5	CD PROGRESS ISSUE 5	10 AUG 15
	D.O.B. AMENDMENT 2	21 SEP 15

//ISSUED AS: AI-327A - CD PROGRESS ISSUE 3 - 09 MAR 15//

NOT FOR BID/CONSTRUCTION

Discrepancies must be reported immediately to the Architect before proceeding. Only figured dimensions are to be used. Contractors must check all dimensions on site. This drawing is protected by copyright.

ALL DIMENSIONS ARE SHOWN IN IMPERIAL.

CONSULTANT:
AAI ARCHITECTS, P.C.

PROJECT:
217 WEST 57TH STREET
NEW YORK, NY

DRAWING TITLE:
21ST-25TH FLOOR REFLECTED CEILING PLAN (RESIDENTIAL - TIER 1)

SEAL & SIGNATURE:
REGISTERED ARCHITECT ADRIAN DAVID JASKIER No. 028881 STATE OF NEW YORK

DATE:	19 DEC 14
PROJECT No:	1216-00
DRAWN: Author	REV: 5
CHK: Checker	
SCALE: 1/4" = 1'-0"	
DWG No:	A-736.01
DOB PAGE No:	391 of 569

DOB EMPLOYEE STAMP: DOB B-SCAN:

36" x 48" Arch E SHEET SIZE
FILE NAME: C:\Users\Local Files\EXTELL-865-AAI-TWR-CNF_Jaskierni.rvt
PLOT DATE: 9/22/2015 11:14:22 AM

DEPT OF BLDGS 421263825 Job Number
E320065895 Scan Code

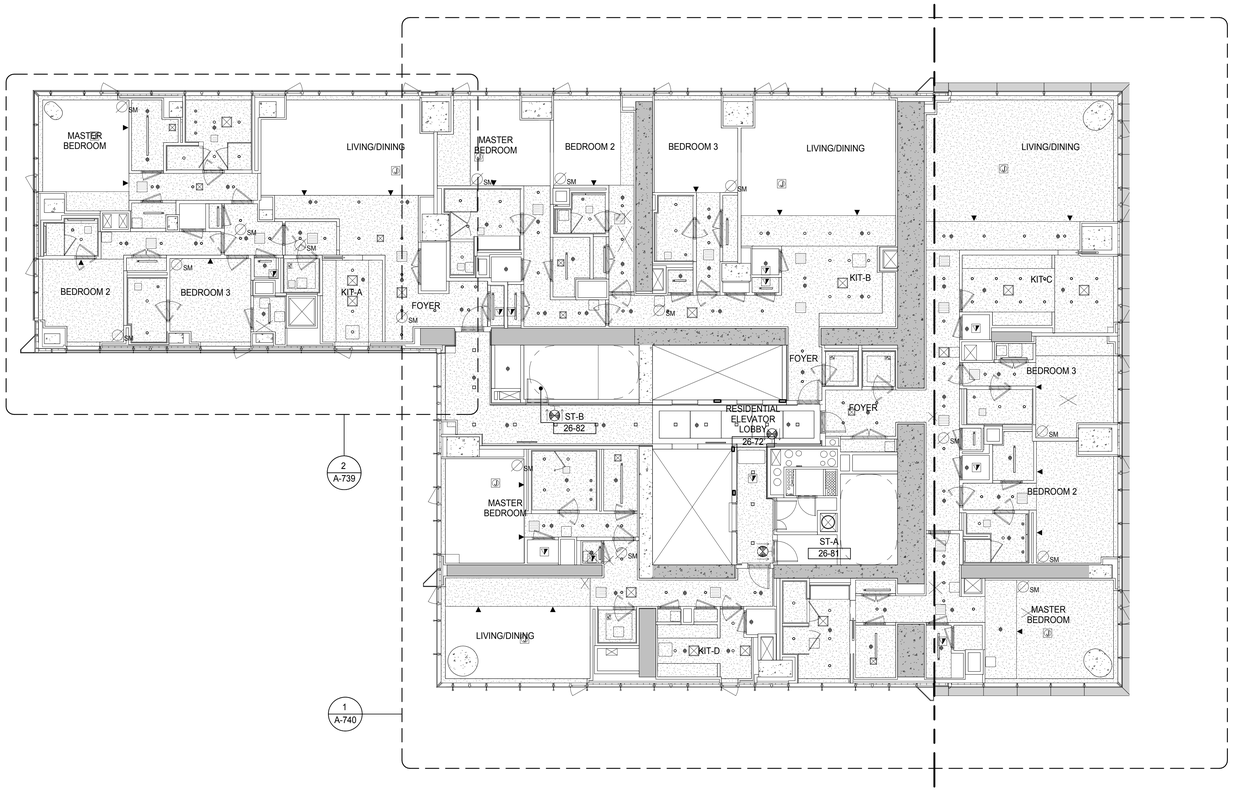

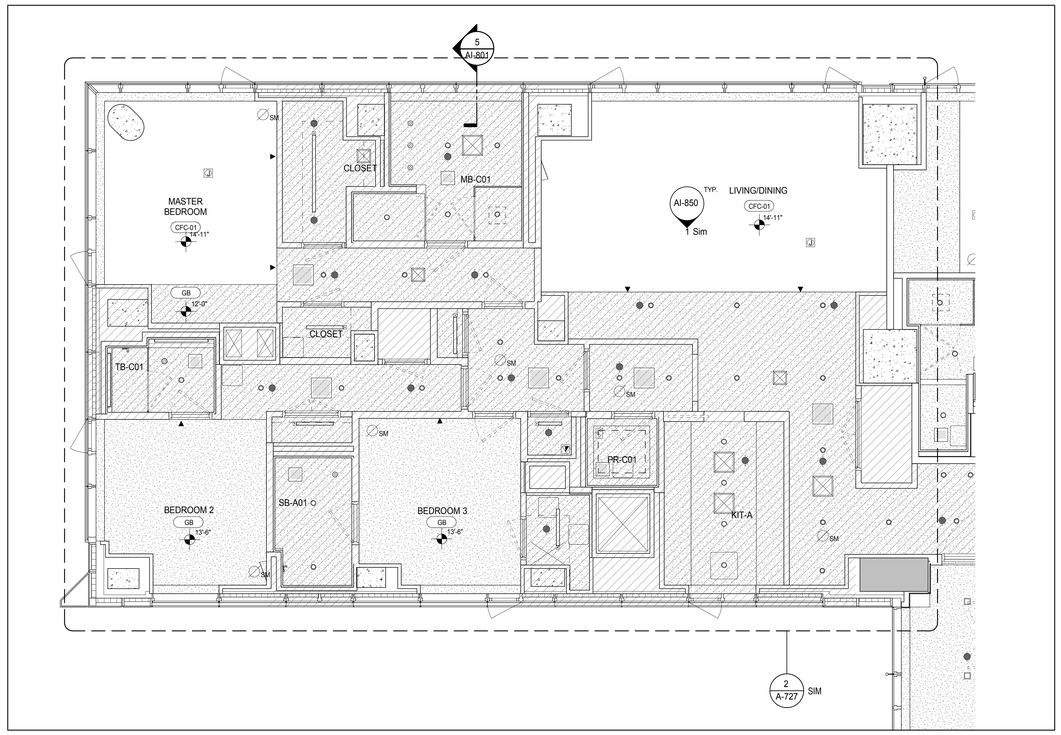

PARTIAL REFLECTED CEILING PLAN 2
A-739
1/4" = 1'-0"

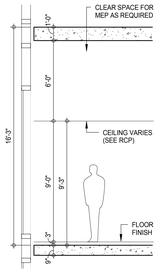

SCHEMATIC SECTION - FLOORS 26TH AND 45TH



KEY PLAN:

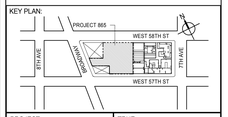

PROJECT NORTH

TRUE NORTH

DEVELOPER:
EXTELL DEVELOPMENT COMPANY
805 THIRD AVENUE, 7TH FLOOR
New York, NY 10022 USA
TEL: 212 712 6000 FAX: 212 712 6100

DESIGN ARCHITECT: Base Building Shell & Core
ADRIAN SMITH + GORDON GILL ARCHITECTURE
111 WEST MONROE STREET SUITE 2300
CHICAGO IL 60603
TEL: 312 920 1888 FAX: 312 920 1775

INTERIOR DESIGNER: Residential
Rottet Architecture and Design Studio, PLLC
298 Fifth Ave, 7th Floor
New York, NY 10001
TEL: 646 998 7000 FAX:

ARCHITECT OF RECORD: Base Building Shell, Core, & Residential
AAI ARCHITECTS, P.C.
401 Wellington St. W., 3rd Floor
Toronto, ON M5V 1E7 Canada
TEL: 416 967 1500 FAX: 416 967 7150

STRUCTURAL ENGINEERS:
WSP CANTOR SEINUK
228 EAST 45th Street
New York, NY 10017 USA
TEL: 212 687 9888 FAX: 646 487 5501

MEP ENGINEERS:
AKF GROUP
165 Broadway, 22nd Floor
New York, NY 10006 USA
TEL: 212 354 5656 FAX: 212 354 5668

GEOTECHNICAL ENGINEERS:
Langan Engineering & Environmental Services
21 Penn Plaza - 360 West 31st Street, 8th Floor
New York, NY 10001-2727
TEL: 212 479 5400 FAX: 212 479 5444

CODE CONSULTANTS:
Construction Consulting Associates
100 Church Street
New York, NY 10007
TEL: 212 385 1818 FAX: 212 385 1911

CURTAINWALL CONSULTANT:
AJLP Consulting
40 Worth Street. Suite 826
New York, NY 10013
TEL: 212 757 5659 FAX: 646 219 8508

LANDMARK/PRESERVATION CONSULTANT:
Jan Hird Pokorny Associates, Inc.
39 West 37th Street, 12A
New York, NY 10018
TEL: 212 759 6462 FAX: 212 759 6540

No.	DESCRIPTION	DATE
1	CD PROGRESS ISSUE 2	19 DEC 14
2	D.O.B. SUBMISSION	18 FEB 15
3	CD PROGRESS ISSUE 3	09 MAR 15
	D.O.B. SUBMISSION	27 APR 15
4	CD PROGRESS ISSUE 4	01 JUN 15
5	CD PROGRESS ISSUE 5	10 AUG 15
	D.O.B. AMENDMENT 2	21 SEP 15

/ISSUED AS: AI-329 - CD PROGRESS ISSUE 3 - 09 MAR 15/

NOT FOR BID/CONSTRUCTION

Discrepancies must be reported immediately to the Architect before proceeding. Only figured dimensions are to be used. Contractors must check all dimensions on site. This drawing is protected by copyright.

ALL DIMENSIONS ARE SHOWN IN IMPERIAL.

CONSULTANT:
AAI ARCHITECTS, P.C.

PROJECT:
217 WEST 57TH STREET
NEW YORK, NY

DRAWING TITLE:
26TH FLOOR REFLECTED CEILING PLAN (RESIDENTIAL - TIER 1)

SEAL & SIGNATURE:
REGISTERED ARCHITECT ADRIAN DAVID JAMES 028863 STATE OF NEW YORK

DATE:	19 DEC 14
PROJECT No:	1216-00
DRAWN: Author	REV:
CHK: Checker	5
SCALE: As indicated	
DWG No:	A-739.01
DOB PAGE No:	392 of 569

DOB EMPLOYEE STAMP:

DOB B-SCAN:

36" x 48" Arch E SHEET SIZE
FILE NAME: C:\Revit Local Files\EXTELL-856-AAI-TWR-CNF_tradarm.rvt
PLOT DATE: 9/2/2015 11:55:24 AM

DEPT OF BLDGS 421263626 Job Number
E579812009US Scan Code

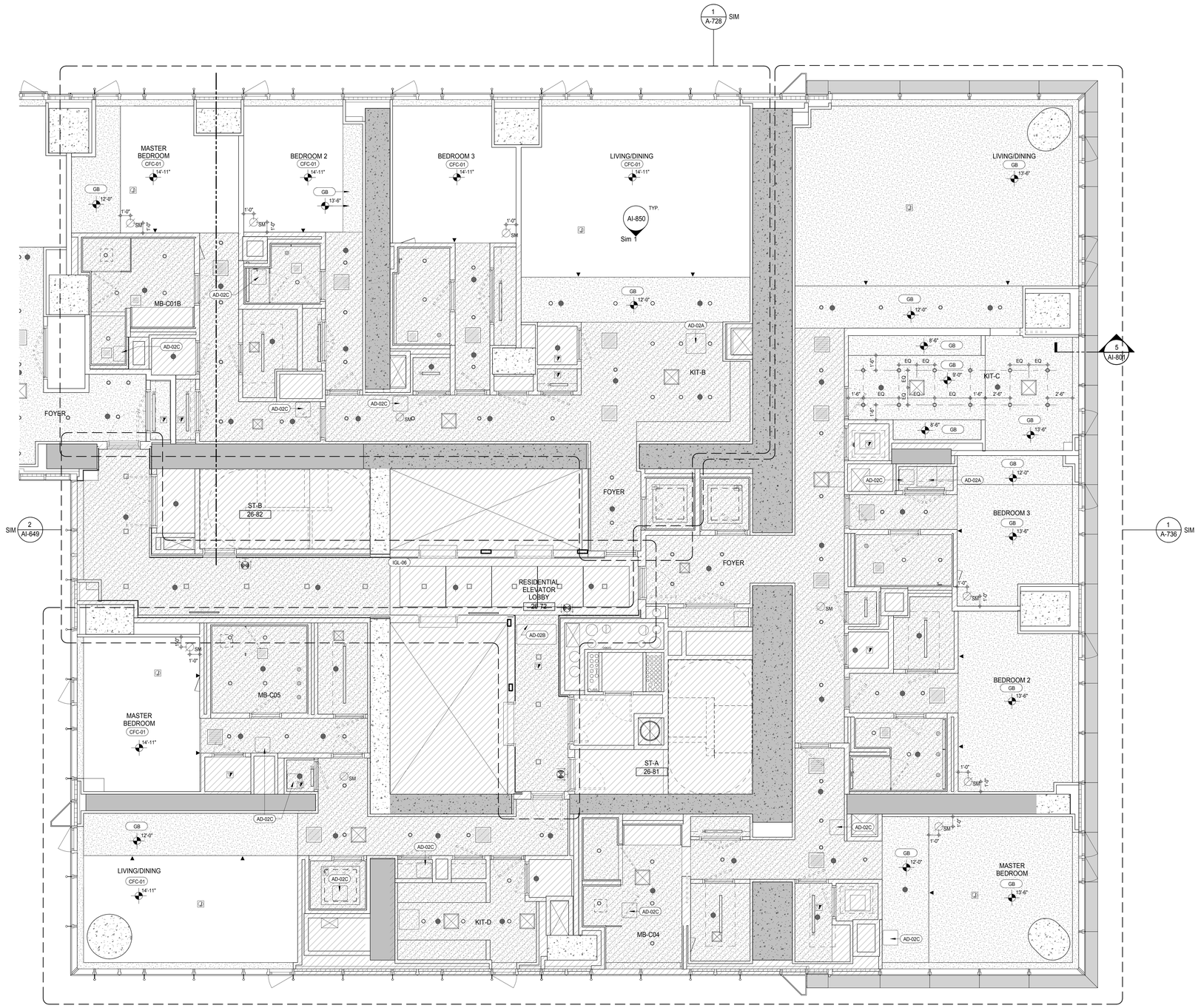

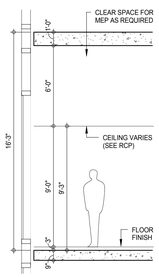

SCHEMATIC SECTION - FLOORS 26TH AND 45TH

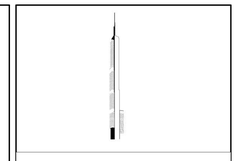

KEY PLAN:

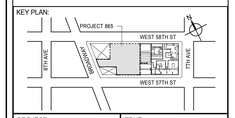

PROJECT NORTH

TRUE NORTH

DEVELOPER:
EXTELL DEVELOPMENT COMPANY
805 THIRD AVENUE, 7TH FLOOR
New York, NY 10022 USA
TEL: 212 712 6000 FAX: 212 712 6100

DESIGN ARCHITECT: Base Building Shell & Core
ADRIAN SMITH + GORDON GILL ARCHITECTURE
111 WEST MONROE STREET SUITE 2300
CHICAGO IL 60603
TEL: 312 920 1888 FAX: 312 920 1775

INTERIOR DESIGNER: Residential
Rottet Architecture and Design Studio, PLLC
298 Fifth Ave, 7th Floor
New York, NY 10001
TEL: 646 998 7000 FAX:

ARCHITECT OF RECORD: Base Building Shell, Core, & Residential
AAI ARCHITECTS, P.C.
401 Wellington St. W., 3rd Floor
Toronto, ON M5V 1E7 Canada
TEL: 416 967 1500 FAX: 416 967 7150

STRUCTURAL ENGINEERS:
WSP CANTOR SEINUK
228 EAST 45th Street
New York, NY 10017 USA
TEL: 212 687 9888 FAX: 646 487 5501

MEP ENGINEERS:
AKF GROUP
165 Broadway, 22nd Floor
New York, NY 10006 USA
TEL: 212 354 5656 FAX: 212 354 5668

GEOTECHNICAL ENGINEERS:
Langan Engineering & Environmental Services
21 Penn Plaza - 360 West 31st Street, 8th Floor
New York, NY 10001-2727
TEL: 212 479 5400 FAX: 212 479 5444

CODE CONSULTANTS:
Construction Consulting Associates
100 Church Street
New York, NY 10007
TEL: 212 385 1818 FAX: 212 385 1911

CURTAINWALL CONSULTANT:
AJLP Consulting
40 Worth Street. Suite 826
New York, NY 10013
TEL: 212 757 5659 FAX: 646 219 8508

LANDMARK/PRESERVATION CONSULTANT:
Jan Hird Pokorny Associates, Inc.
39 West 37th Street, 12A
New York, NY 10018
TEL: 212 759 6462 FAX: 212 759 6540

No.	DESCRIPTION	DATE
1	CD PROGRESS ISSUE 2	19 DEC 14
2	D.O.B. SUBMISSION	18 FEB 15
3	CD PROGRESS ISSUE 3	09 MAR 15
	D.O.B. SUBMISSION	27 APR 15
4	CD PROGRESS ISSUE 4	01 JUN 15
5	CD PROGRESS ISSUE 5	10 AUG 15
	D.O.B. AMENDMENT 2	21 SEP 15

//ISSUED AS: AI-329A - CD PROGRESS ISSUE 3 - 09 MAR 15//

NOT FOR BID/CONSTRUCTION

Discrepancies must be reported immediately to the Architect before proceeding. Only figured dimensions are to be used. Contractors must check all dimensions on site. This drawing is protected by copyright.

ALL DIMENSIONS ARE SHOWN IN IMPERIAL.

CONSULTANT:

AAI ARCHITECTS, P.C.

PROJECT:

217 WEST 57TH STREET
NEW YORK, NY

DRAWING TITLE:

26TH FLOOR REFLECTED CEILING PLAN (RESIDENTIAL - TIER 1)

SEAL & SIGNATURE:

REGISTERED ARCHITECT ANDRE DAVID JANSSEN No. 028881 STATE OF NEW YORK

DATE:	19 DEC 14
PROJECT No:	1216-00
DRAWN: Author	REV:
CHK: Checker	5
SCALE: 1/4" = 1'-0"	
DWG No:	A-740.01
DOB PAGE No:	393 of 569

DOB EMPLOYEE STAMP:

DOB B-SCAN:

36" x 48" Arch E SHEET SIZE

FILE NAME: C:\Revit Local Files\EXTELL-865-AAI-TWR-CNF_andrsmm.rvt
PLOT DATE: 9/22/2015 11:51:33 AM

DEPT OF BLDGS 421208305 Job Number
E3813753996 Scan Code

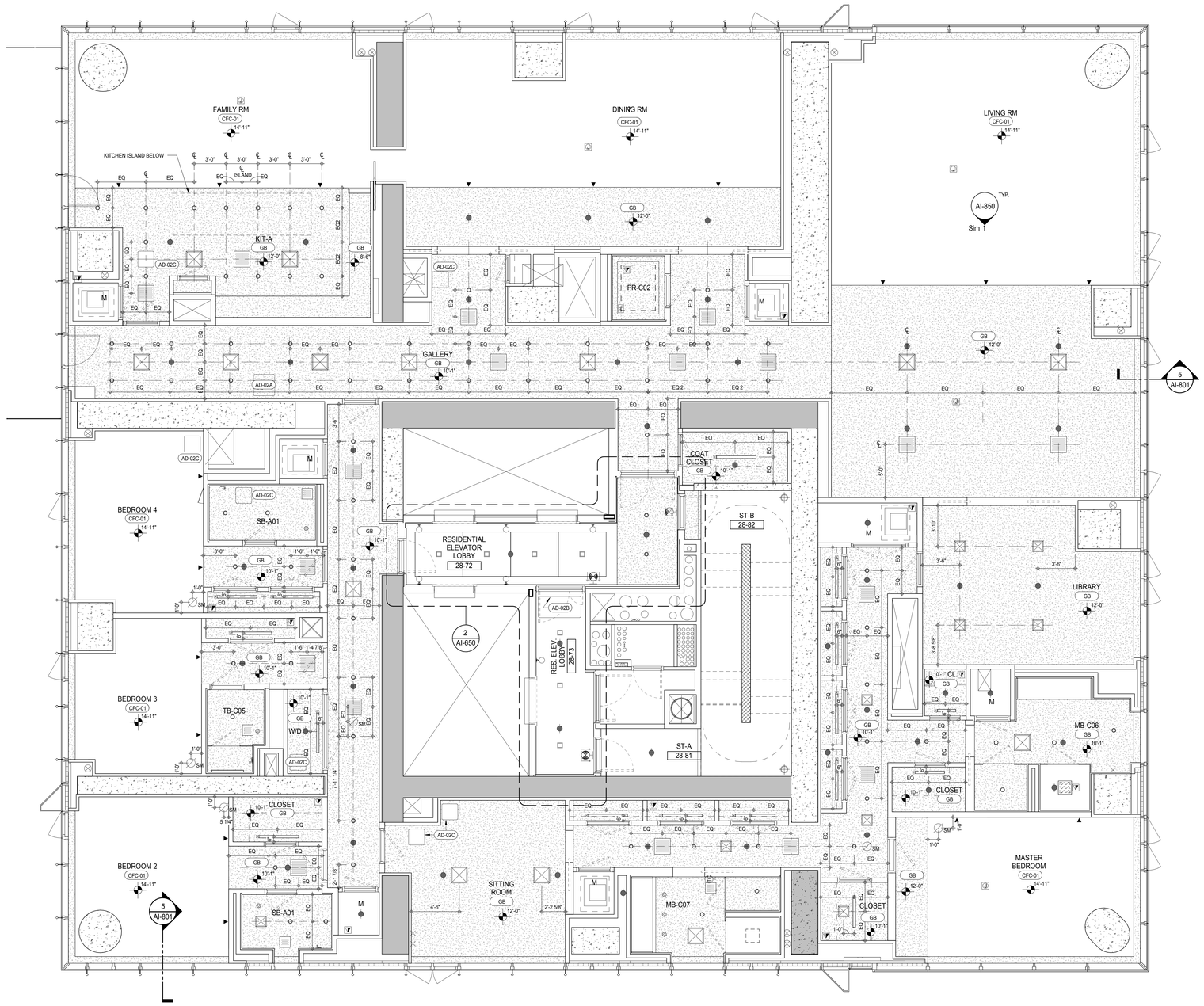

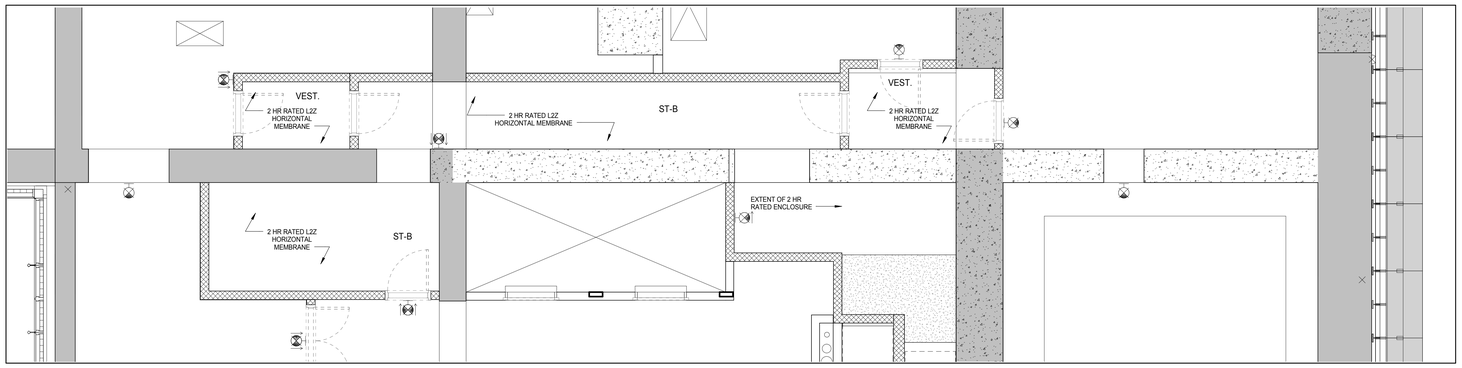

27TH FLOOR PARTIAL REFLECTED CEILING PLAN (2)
A-202
1/4" = 1'-0"

KEYNOTE LEGEND:

TAG #	DESCRIPTION
AD-02A	ACCESS DOOR FLUSH NON RATED 24" x 24"
AD-02B	ACCESS DOOR FLUSH NON RATED 24" x 48"
AD-02C	ACCESS DOOR FLUSH NON RATED 18" x 18"
CFC-01	CONCRETE FINISHING COMPOUND
GB	GYPSUM BOARD

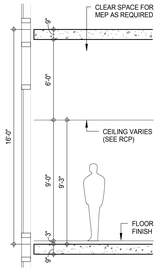

SCHEMATIC SECTION - FLOORS 19TH, 20TH, 28TH



KEY PLAN:

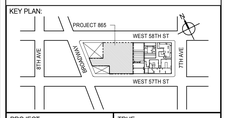

PROJECT NORTH | TRUE NORTH

DEVELOPER:
EXTELL DEVELOPMENT COMPANY
805 THIRD AVENUE, 7TH FLOOR
New York, NY 10022 USA
TEL: 212 712 6000 FAX: 212 712 6100

DESIGN ARCHITECT: Base Building Shell & Core
ADRIAN SMITH + GORDON GILL ARCHITECTURE
111 WEST MONROE STREET SUITE 2300
CHICAGO IL 60603
TEL: 312 920 1888 FAX: 312 920 1775

INTERIOR DESIGNER: Residential
Rottet Architecture and Design Studio, PLLC
298 Fifth Ave, 7th Floor
New York, NY 10001
TEL: 646 998 7000 FAX:

ARCHITECT OF RECORD: Base Building Shell, Core, & Residential
AAI ARCHITECTS, P.C.
401 Wellington St. W., 3rd Floor
Toronto, ON M5V 1E7 Canada
TEL: 416 967 1500 FAX: 416 967 7150

STRUCTURAL ENGINEERS:
WSP CANTOR SEINUK
228 EAST 45th Street
New York, NY 10017 USA
TEL: 212 687 9888 FAX: 646 487 5501

MEP ENGINEERS:
AKF GROUP
165 Broadway, 22nd Floor
New York, NY 10006 USA
TEL: 212 354 5656 FAX: 212 354 5668

GEOTECHNICAL ENGINEERS:
Langan Engineering & Environmental Services
21 Penn Plaza - 360 West 31st Street, 8th Floor
New York, NY 10001-2727
TEL: 212 479 5400 FAX: 212 479 5444

CODE CONSULTANTS:
Construction Consulting Associates
100 Church Street
New York, NY 10007
TEL: 212 385 1818 FAX: 212 385 1911

CURTAINWALL CONSULTANT:
AJLP Consulting
40 Worth Street. Suite 826
New York, NY 10013
TEL: 212 757 5659 FAX: 646 219 8508

LANDMARK/PRESERVATION CONSULTANT:
Jan Hird Pokorny Associates, Inc.
39 West 37th Street, 12A
New York, NY 10018
TEL: 212 759 6462 FAX: 212 759 6540

No.	DESCRIPTION	DATE
1	D.O.B. SUBMISSION	18 FEB 15
2	CD PROGRESS ISSUE 3	09 MAR 15
	D.O.B. SUBMISSION	27 APR 15
3	CD PROGRESS ISSUE 4	01 JUN 15
4	CD PROGRESS ISSUE 5	10 AUG 15
	D.O.B. AMENDMENT 2	21 SEP 15

//ISSUED AS: AI-331 - CD PROGRESS ISSUE 3 - 09 MAR 15//

NOT FOR BID/CONSTRUCTION

Discrepancies must be reported immediately to the Architect before proceeding. Only figured dimensions are to be used. Contractors must check all dimensions on site. This drawing is protected by copyright.

ALL DIMENSIONS ARE SHOWN IN IMPERIAL.

CONSULTANT:
AAI ARCHITECTS, P.C.

PROJECT:
217 WEST 57TH STREET
NEW YORK, NY

DRAWING TITLE:
27TH-28TH FLOOR REFLECTED CEILING PLAN (RESIDENTIAL - TIER 2)

SEAL & SIGNATURE:
REGISTERED ARCHITECT ADRIAN DAVID JAMES GILL No. 028881 STATE OF NEW YORK

DATE:	18 FEB 15
PROJECT No:	1216-00
DRAWN: Author	REV:
CHK: Checker	4
SCALE: 1/4" = 1'-0"	
DWG No:	A-743.01
DOB PAGE No:	394 of 569

DOB EMPLOYEE STAMP: DOB B-SCAN:

36" x 48" Arch E SHEET SIZE
FILE NAME: C:\Revit Local Files\EXTELL-865-AAI-TWR-CNF_hudson.rvt
PLOT DATE: 9/22/2015 11:52:42 AM

DEPT OF BLDGS 421208305 Job Number
E38708753-1 Scan Code

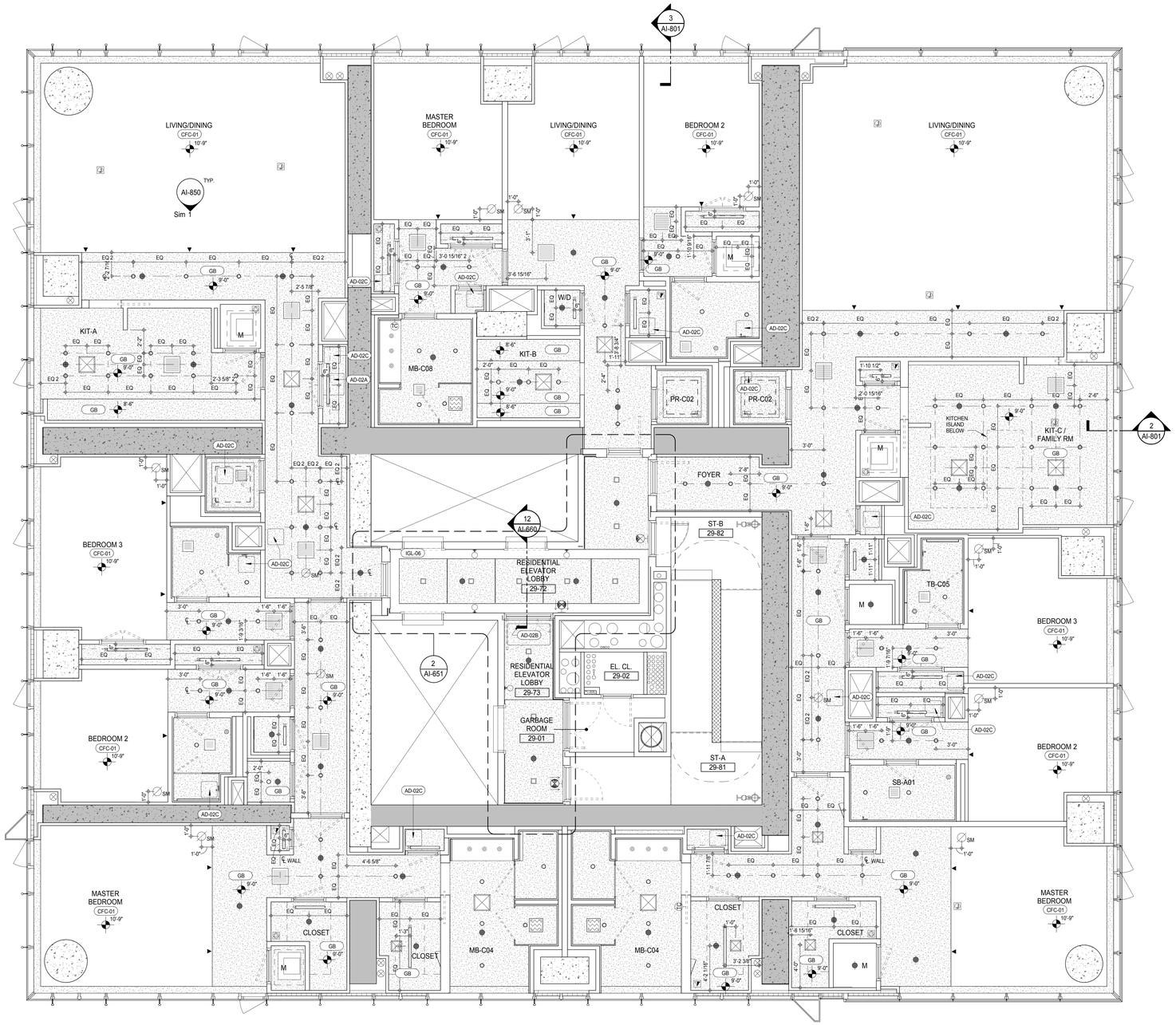

KEYNOTE LEGEND:

TAG #	DESCRIPTION
AD-02A	ACCESS DOOR FLUSH NON RATED 24" x 24"
AD-02B	ACCESS DOOR FLUSH NON RATED 24" x 48"
AD-02C	ACCESS DOOR FLUSH NON RATED 18" x 18"
CFC-01	CONCRETE FINISHING COMPOUND
GB	GYPSUM BOARD
IGL-06	CLEAR GLASS, SILVER MIRROR

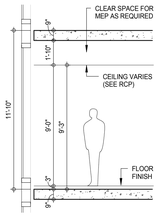

SCHEMATIC SECTION - FLOORS 13TH-18TH, 21ST-25TH, 29TH-44TH

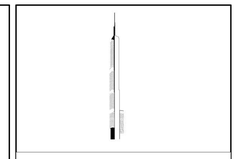

KEY PLAN:

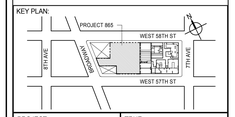

PROJECT NORTH

TRUE NORTH

DEVELOPER:
EXTELL DEVELOPMENT COMPANY
805 THIRD AVENUE, 7TH FLOOR
New York, NY 10022 USA
TEL: 212 712 6000 FAX: 212 712 6100

DESIGN ARCHITECT: Base Building Shell & Core
ADRIAN SMITH + GORDON GILL ARCHITECTURE
111 WEST MONROE STREET SUITE 2300
CHICAGO IL 60603
TEL: 312 920 1888 FAX: 312 920 1775

INTERIOR DESIGNER: Residential
Rottet Architecture and Design Studio, PLLC
298 Fifth Ave, 7th Floor
New York, NY 10001
TEL: 646 998 7000 FAX:

ARCHITECT OF RECORD: Base Building Shell, Core, & Residential
AAI ARCHITECTS, P.C.
401 Wellington St. W., 3rd Floor
Toronto, ON M5V 1E7 Canada
TEL: 416 967 1500 FAX: 416 967 7150

STRUCTURAL ENGINEERS:
WSP CANTOR SEINUK
228 EAST 45th Street
New York, NY 10017 USA
TEL: 212 687 9888 FAX: 646 487 5501

MEP ENGINEERS:
AKF GROUP
165 Broadway, 22nd Floor
New York, NY 10006 USA
TEL: 212 354 5656 FAX: 212 354 5668

GEOTECHNICAL ENGINEERS:
Langan Engineering & Environmental Services
21 Penn Plaza - 360 West 31st Street, 8th Floor
New York, NY 10001-2727
TEL: 212 479 5400 FAX: 212 479 5444

CODE CONSULTANTS:
Construction Consulting Associates
100 Church Street
New York, NY 10007
TEL: 212 385 1818 FAX: 212 385 1911

CURTAINWALL CONSULTANT:
AJLP Consulting
40 Worth Street. Suite 826
New York, NY 10013
TEL: 212 757 5659 FAX: 646 219 8508

LANDMARK/PRESERVATION CONSULTANT:
Jan Hird Pokorny Associates, Inc.
39 West 37th Street, 12A
New York, NY 10018
TEL: 212 759 6462 FAX: 212 759 6540

No.	DESCRIPTION	DATE
1	D.O.B. SUBMISSION	18 FEB 15
2	CD PROGRESS ISSUE 3	09 MAR 15
	D.O.B. SUBMISSION	27 APR 15
3	CD PROGRESS ISSUE 4	01 JUN 15
4	CD PROGRESS ISSUE 5	10 AUG 15
	D.O.B. AMENDMENT 2	21 SEP 15

/ISSUED AS: AI-332 - CD PROGRESS ISSUE 3 - 09 MAR 15/

NOT FOR BID/CONSTRUCTION

Discrepancies must be reported immediately to the Architect before proceeding. Only figured dimensions are to be used. Contractors must check all dimensions on site. This drawing is protected by copyright.

ALL DIMENSIONS ARE SHOWN IN IMPERIAL.

CONSULTANT:

AAI ARCHITECTS, P.C.

PROJECT:

217 WEST 57TH STREET
NEW YORK, NY

DRAWING TITLE:

29TH-44TH FLOOR REFLECTED CEILING PLAN (RESIDENTIAL - TIER 2)

SEAL & SIGNATURE:

REGISTERED ARCHITECT RENE DAVID JAMBON 026885 STATE OF NEW YORK

DATE:	18 FEB 15
PROJECT No:	1216-00
DRAWN: Author	REV:
CHK: Checker	4
SCALE: 1/4" = 1'-0"	
DWG No:	A-745.01
DOB PAGE No:	395 of 569

DOB EMPLOYEE STAMP:

DOB B-SCAN:

36" x 48" Arch E SHEET SIZE
FILE NAME: C:\Revit Local Files\EXTELL-985-AAI-TWR-CNF_Jhambon.rvt
PLOT DATE: 6/22/2015 11:53:44 AM

DEPT OF BLDGS 421253825 Job Number
E3SFAX700928 Scan Code

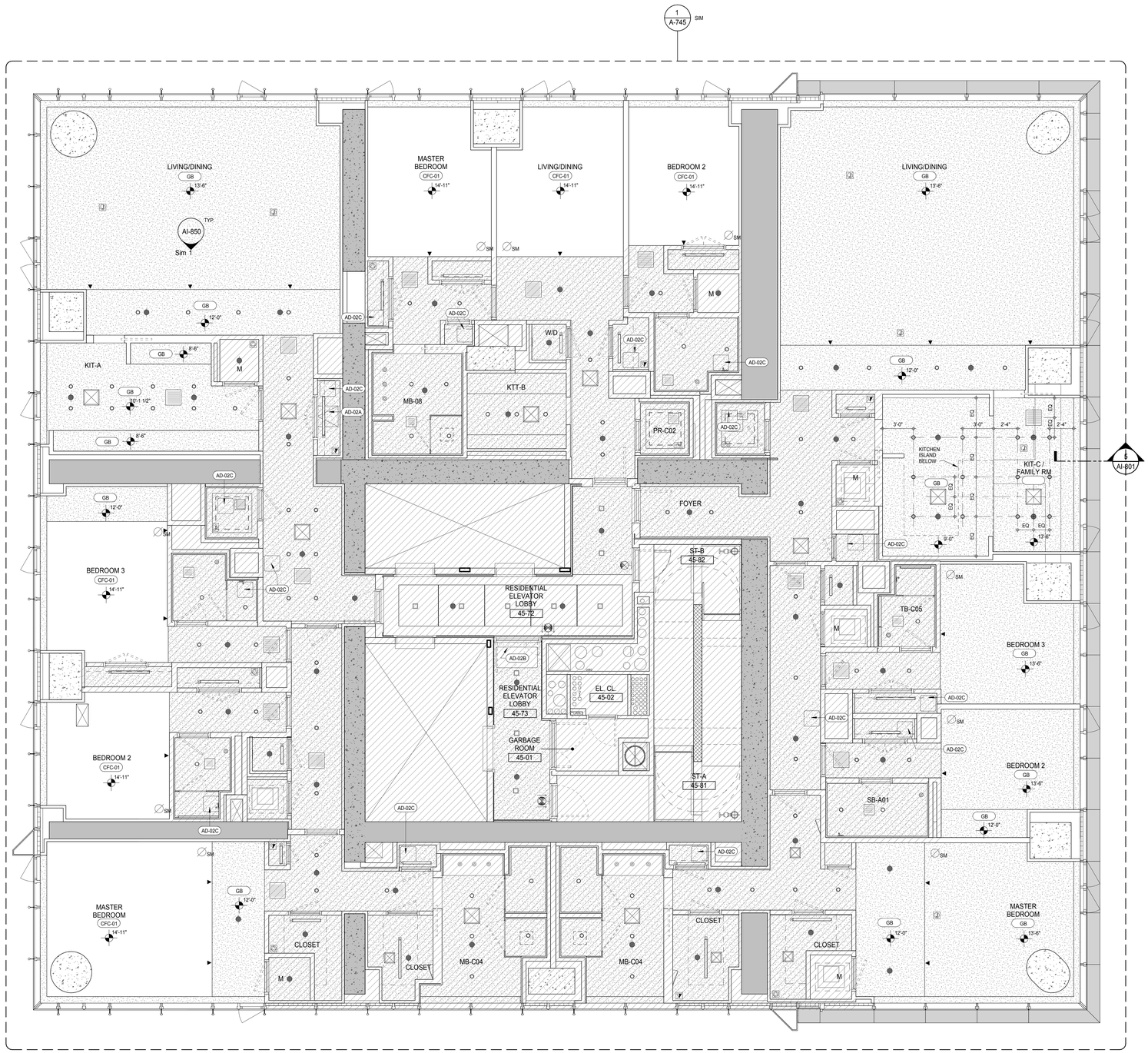

KEYNOTE LEGEND:

TAG #	DESCRIPTION
AD-02A	ACCESS DOOR FLUSH NON RATED 24" x 24"
AD-02B	ACCESS DOOR FLUSH NON RATED 24" x 48"
AD-02C	ACCESS DOOR FLUSH NON RATED 18" x 18"
CFC-01	CONCRETE FINISHING COMPOUND
GB	GYPSUM BOARD

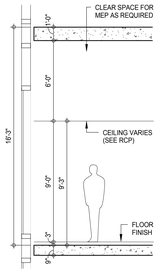

SCHEMATIC SECTION - FLOORS 26TH AND 45TH



KEY PLAN:

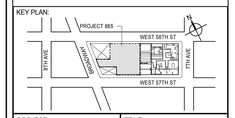

PROJECT NORTH

TRUE NORTH

DEVELOPER:
EXTELL DEVELOPMENT COMPANY
805 THIRD AVENUE, 7TH FLOOR
New York, NY 10022 USA
TEL: 212 712 6000 FAX: 212 712 6100

DESIGN ARCHITECT: Base Building Shell & Core
ADRIAN SMITH + GORDON GILL ARCHITECTURE
111 WEST MONROE STREET SUITE 2300
CHICAGO IL 60603
TEL: 312 920 1888 FAX: 312 920 1775

INTERIOR DESIGNER: Residential
Rottet Architecture and Design Studio, PLLC
298 Fifth Ave, 7th Floor
New York, NY 10001
TEL: 646 998 7000 FAX:

ARCHITECT OF RECORD: Base Building Shell, Core, & Residential
AAI ARCHITECTS, P.C.
401 Wellington St. W., 3rd Floor
Toronto, ON M5V 1E7 Canada
TEL: 416 967 1500 FAX: 416 967 7150

STRUCTURAL ENGINEERS:
WSP CANTOR SEINUK
228 EAST 45th Street
New York, NY 10017 USA
TEL: 212 687 9888 FAX: 646 487 5501

MEP ENGINEERS:
AKF GROUP
165 Broadway, 22nd Floor
New York, NY 10006 USA
TEL: 212 354 5656 FAX: 212 354 5668

GEOTECHNICAL ENGINEERS:
Langan Engineering & Environmental Services
21 Penn Plaza - 360 West 31st Street, 8th Floor
New York, NY 10001-2727
TEL: 212 479 5400 FAX: 212 479 5444

CODE CONSULTANTS:
Construction Consulting Associates
100 Church Street
New York, NY 10007
TEL: 212 385 1818 FAX: 212 385 1911

CURTAINWALL CONSULTANT:
AJLP Consulting
40 Worth Street. Suite 826
New York, NY 10013
TEL: 212 757 5659 FAX: 646 219 8508

LANDMARK/PRESERVATION CONSULTANT:
Jan Hird Pokorny Associates, Inc.
39 West 37th Street, 12A
New York, NY 10018
TEL: 212 759 6462 FAX: 212 759 6540

No.	DESCRIPTION	DATE
1	D.O.B. SUBMISSION	18 FEB 15
2	CD PROGRESS ISSUE 3	09 MAR 15
	D.O.B. SUBMISSION	27 APR 15
3	CD PROGRESS ISSUE 4	01 JUN 15
4	CD PROGRESS ISSUE 5	10 AUG 15
	D.O.B. AMENDMENT 2	21 SEP 15

/ISSUED AS: AI-345 - CD PROGRESS ISSUE 3 - 09 MAR 15/

NOT FOR BID/CONSTRUCTION

Discrepancies must be reported immediately to the Architect before proceeding. Only figured dimensions are to be used. Contractors must check all dimensions on site. This drawing is protected by copyright.

ALL DIMENSIONS ARE SHOWN IN IMPERIAL.

CONSULTANT:

AAI ARCHITECTS, P.C.

PROJECT:

217 WEST 57TH STREET
NEW YORK, NY

DRAWING TITLE:

45TH FLOOR REFLECTED CEILING PLAN (RESIDENTIAL - TIER 2)

SEAL & SIGNATURE:

REGISTERED ARCHITECT ANDREW DAVID JAMES AS 026881 STATE OF NEW YORK

DATE:	18 FEB 15
PROJECT No:	1216-00
DRAWN: Author	REV: 4
CHK: Checker	
SCALE: 1/4" = 1'-0"	
DWG No:	A-747.01
DOB PAGE No:	396 of 569

DOB EMPLOYEE STAMP:

DOB B-SCAN:

36" x 48" Arch E SHEET SIZE
FILE NAME: C:\Revit Local Files\EXTELL-865-AAI-TWR-CNF_bullpen.rvt
PLOT DATE: 6/22/2015 11:55:53 AM

DEPT OF BLDGS 421263825 Job Number
E522005054 Scan Code

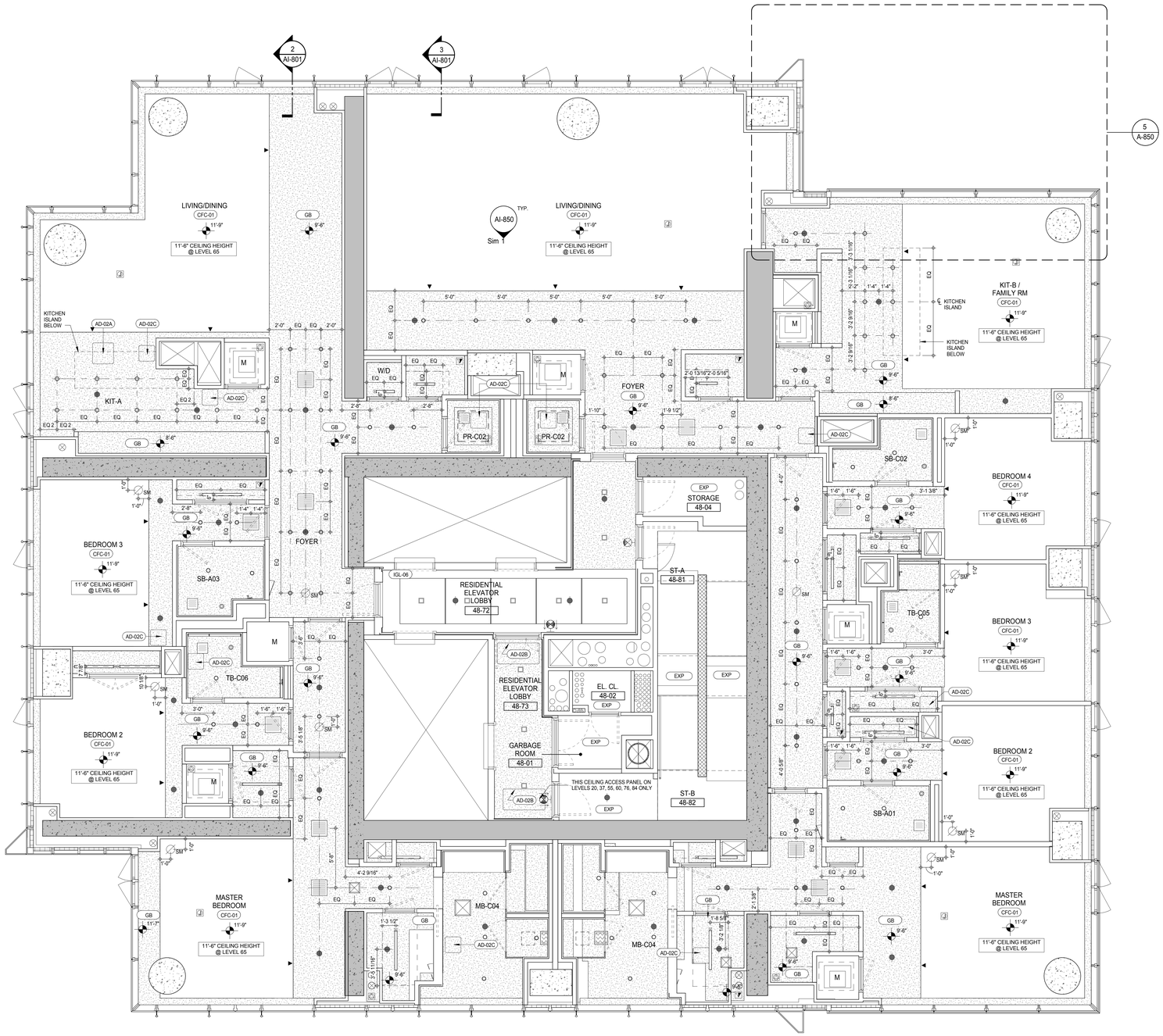

KEYNOTE LEGEND:

TAG #	DESCRIPTION
AD-02A	ACCESS DOOR FLUSH NON RATED 24" x 24"
AD-02B	ACCESS DOOR FLUSH NON RATED 24" x 48"
AD-02C	ACCESS DOOR FLUSH NON RATED 18" x 18"
CFC-01	CONCRETE FINISHING COMPOUND
GB	GYPSUM BOARD
IGL-06	CLEAR GLASS, SILVER MIRROR

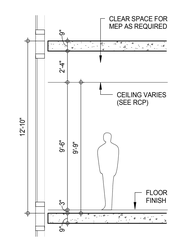

SCHEMATIC SECTION - FLOORS 47TH-65TH

KEY PLAN:

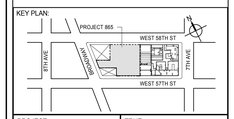

PROJECT NORTH | TRUE NORTH

DEVELOPER:
EXTELL DEVELOPMENT COMPANY
805 THIRD AVENUE, 7TH FLOOR
New York, NY 10022 USA
TEL: 212 712 6000 FAX: 212 712 6100

DESIGN ARCHITECT: Base Building Shell & Core
ADRIAN SMITH + GORDON GILL ARCHITECTURE
111 WEST MONROE STREET SUITE 2300
CHICAGO IL 60603
TEL: 312 920 1888 FAX: 312 920 1775

INTERIOR DESIGNER: Residential
Rottet Architecture and Design Studio, PLLC
298 Fifth Ave, 7th Floor
New York, NY 10001
TEL: 646 998 7000 FAX:

ARCHITECT OF RECORD: Base Building Shell, Core, & Residential
AAI ARCHITECTS, P.C.
401 Wellington St. W., 3rd Floor
Toronto, ON M5V 1E7 Canada
TEL: 416 967 1500 FAX: 416 967 7150

STRUCTURAL ENGINEERS:
WSP CANTOR SEINUK
228 EAST 45th Street
New York, NY 10017 USA
TEL: 212 687 9888 FAX: 646 487 5501

MEP ENGINEERS:
AKF GROUP
165 Broadway, 22nd Floor
New York, NY 10006 USA
TEL: 212 354 5656 FAX: 212 354 5668

GEOTECHNICAL ENGINEERS:
Langan Engineering & Environmental Services
21 Penn Plaza - 360 West 31st Street, 8th Floor
New York, NY 10001-2727
TEL: 212 479 5400 FAX: 212 479 5444

CODE CONSULTANTS:
Construction Consulting Associates
100 Church Street
New York, NY 10007
TEL: 212 385 1818 FAX: 212 385 1911

CURTAINWALL CONSULTANT:
AJLP Consulting
40 Worth Street. Suite 826
New York, NY 10013
TEL: 212 757 5659 FAX: 646 219 8508

LANDMARK/PRESERVATION CONSULTANT:
Jan Hird Pokorny Associates, Inc.
39 West 37th Street, 12A
New York, NY 10018
TEL: 212 759 6462 FAX: 212 759 6540

No.	DESCRIPTION	DATE
1	D.O.B. SUBMISSION	18 FEB 15
2	CD PROGRESS ISSUE 3	09 MAR 15
	D.O.B. SUBMISSION	27 APR 15
3	CD PROGRESS ISSUE 4	01 JUN 15
4	CD PROGRESS ISSUE 5	10 AUG 15
	D.O.B. AMENDMENT 2	21 SEP 15

/ISSUED AS: AI-347 - CD PROGRESS ISSUE 3 - 09 MAR 15/

NOT FOR BID/CONSTRUCTION

Discrepancies must be reported immediately to the Architect before proceeding. Only figured dimensions are to be used. Contractors must check all dimensions on site. This drawing is protected by copyright.

ALL DIMENSIONS ARE SHOWN IN IMPERIAL.

CONSULTANT: AAI ARCHITECTS, P.C.

PROJECT:
217 WEST 57TH STREET
NEW YORK, NY

DRAWING TITLE:
47TH-65TH FLOOR REFLECTED CEILING PLAN (RESIDENTIAL - TIER 3)

SEAL & SIGNATURE: REGISTERED ARCHITECT ADRIAN DAVID JASSER 026885 STATE OF NEW YORK

DATE:	18 FEB 15
PROJECT No:	1216-00
DRAWN: Author	REV:
CHK: Checker	4
SCALE: 1/4" = 1'-0"	
DWG No:	A-749.01
DOB PAGE No:	397 of 569

DOB EMPLOYEE STAMP: DOB B-SCAN:

36" x 48" Arch E SHEET SIZE
FILE NAME: C:\Revit local files\EXTELL-865-AAI-TWR-CNE_hedrarm.rvt
PLOT DATE: 9/22/2015 11:15:02 AM

DEPT OF BLDGS 421263605 Job Number
E362117333 Scan Code

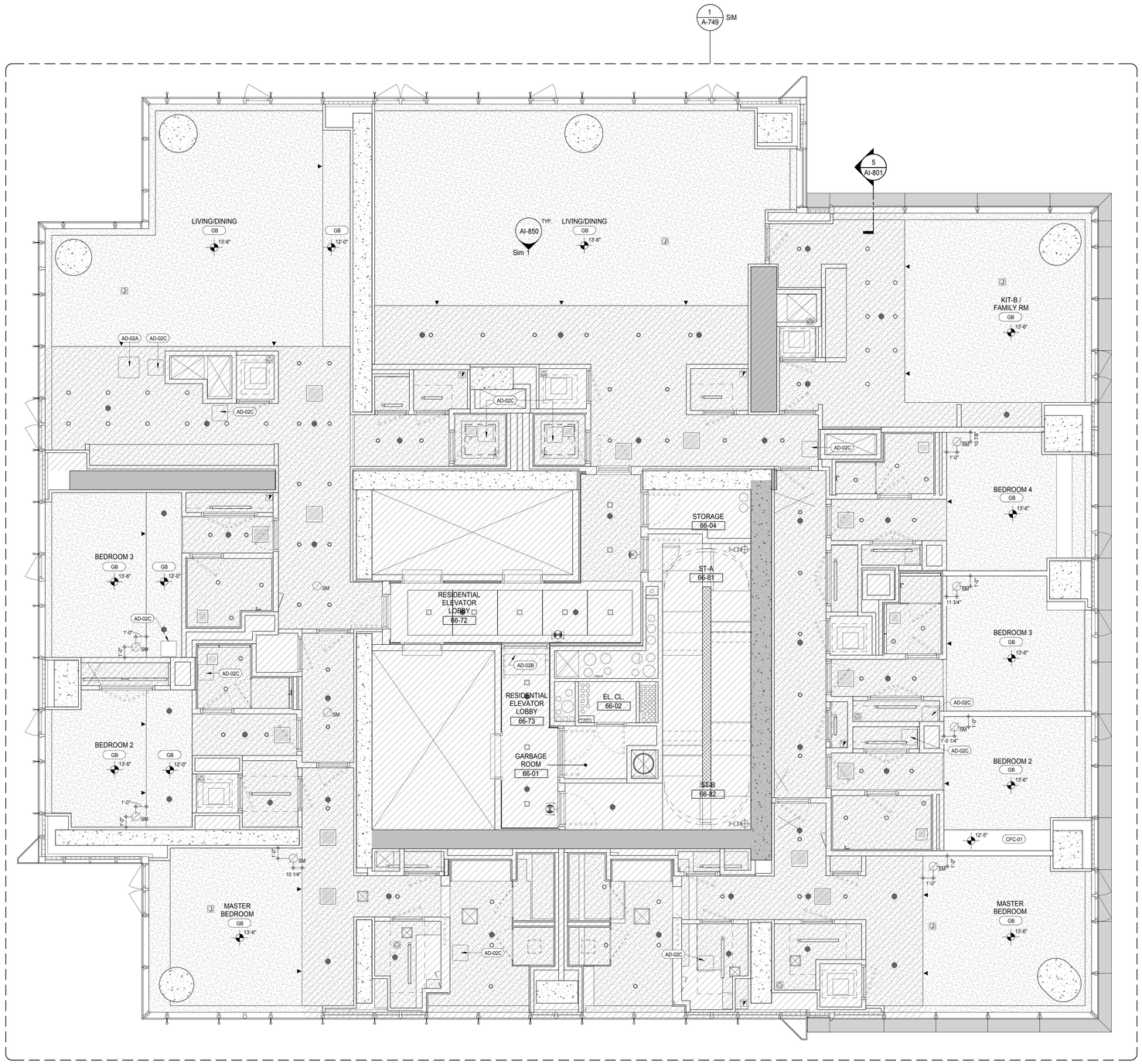

KEYNOTE LEGEND:

TAG #	DESCRIPTION
AD-02A	ACCESS DOOR FLUSH NON RATED 24" x 24"
AD-02B	ACCESS DOOR FLUSH NON RATED 24" x 48"
AD-02C	ACCESS DOOR FLUSH NON RATED 18" x 18"
CFC-01	CONCRETE FINISHING COMPOUND
GB	GYPSUM BOARD

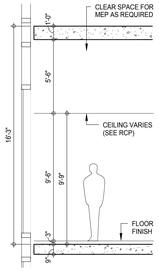

SCHEMATIC SECTION - FLOOR 66TH

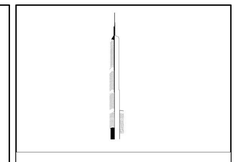

KEY PLAN:

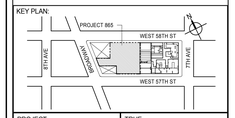

PROJECT NORTH

TRUE NORTH

DEVELOPER:
EXTELL DEVELOPMENT COMPANY
805 THIRD AVENUE, 7TH FLOOR
New York, NY 10022 USA
TEL: 212 712 6000 FAX: 212 712 6100

DESIGN ARCHITECT: Base Building Shell & Core
ADRIAN SMITH + GORDON GILL ARCHITECTURE
111 WEST MONROE STREET SUITE 2300
CHICAGO IL 60603
TEL: 312 920 1888 FAX: 312 920 1775

INTERIOR DESIGNER: Residential
Rottet Architecture and Design Studio, PLLC
298 Fifth Ave, 7th Floor
New York, NY 10001
TEL: 646 998 7000 FAX:

ARCHITECT OF RECORD: Base Building Shell, Core, & Residential
AAI ARCHITECTS, P.C.
401 Wellington St. W., 3rd Floor
Toronto, ON M5V 1E7 Canada
TEL: 416 967 1500 FAX: 416 967 7150

STRUCTURAL ENGINEERS:
WSP CANTOR SEINUK
228 EAST 45th Street
New York, NY 10017 USA
TEL: 212 687 9888 FAX: 646 487 5501

MEP ENGINEERS:
AKF GROUP
165 Broadway, 22nd Floor
New York, NY 10006 USA
TEL: 212 354 5656 FAX: 212 354 5668

GEOTECHNICAL ENGINEERS:
Langan Engineering & Environmental Services
21 Penn Plaza - 360 West 31st Street, 8th Floor
New York, NY 10001-2727
TEL: 212 479 5400 FAX: 212 479 5444

CODE CONSULTANTS:
Construction Consulting Associates
100 Church Street
New York, NY 10007
TEL: 212 385 1818 FAX: 212 385 1911

CURTAINWALL CONSULTANT:
AJLP Consulting
40 Worth Street. Suite 826
New York, NY 10013
TEL: 212 757 5659 FAX: 646 219 8508

LANDMARK/PRESERVATION CONSULTANT:
Jan Hird Pokorny Associates, Inc.
39 West 37th Street, 12A
New York, NY 10018
TEL: 212 759 6462 FAX: 212 759 6540

No.	DESCRIPTION	DATE
1	D.O.B. SUBMISSION	18 FEB 15
2	CD PROGRESS ISSUE 3	09 MAR 15
	D.O.B. SUBMISSION	27 APR 15
3	CD PROGRESS ISSUE 4	01 JUN 15
4	CD PROGRESS ISSUE 5	10 AUG 15
	D.O.B. AMENDMENT 2	21 SEP 15

//ISSUED AS: AI-365 - CD PROGRESS ISSUE 3 - 09 MAR 15//

NOT FOR BID/CONSTRUCTION

Discrepancies must be reported immediately to the Architect before proceeding. Only figured dimensions are to be used. Contractors must check all dimensions on site. This drawing is protected by copyright.

ALL DIMENSIONS ARE SHOWN IN IMPERIAL.

CONSULTANT:

AAI ARCHITECTS, P.C.

PROJECT:

217 WEST 57TH STREET
NEW YORK, NY

DRAWING TITLE:

66TH FLOOR REFLECTED CEILING PLAN (RESIDENTIAL - TIER 3)

SEAL & SIGNATURE:

REGISTERED ARCHITECT ADRIAN DAVID SMITH No. 026881 STATE OF NEW YORK

DATE:	18 FEB 15
PROJECT No:	1216-00
DRAWN: Author	REV: 4
CHK: Checker	
SCALE: 1/4" = 1'-0"	
DWG No:	A-751.01
DOB PAGE No:	398 of 560

DOB EMPLOYEE STAMP:

DOB B-SCAN:

36" x 48" Arch E SHEET SIZE
FILE NAME: C:\Revit Local Files\EXTELL-865-AAI-TWR-CNF_Jsellerin.rvt
PLOT DATE: 6/22/2015 11:07:23 AM

DEPT OF BLDGS 421263825 Job Number
E395345905X Scan Code

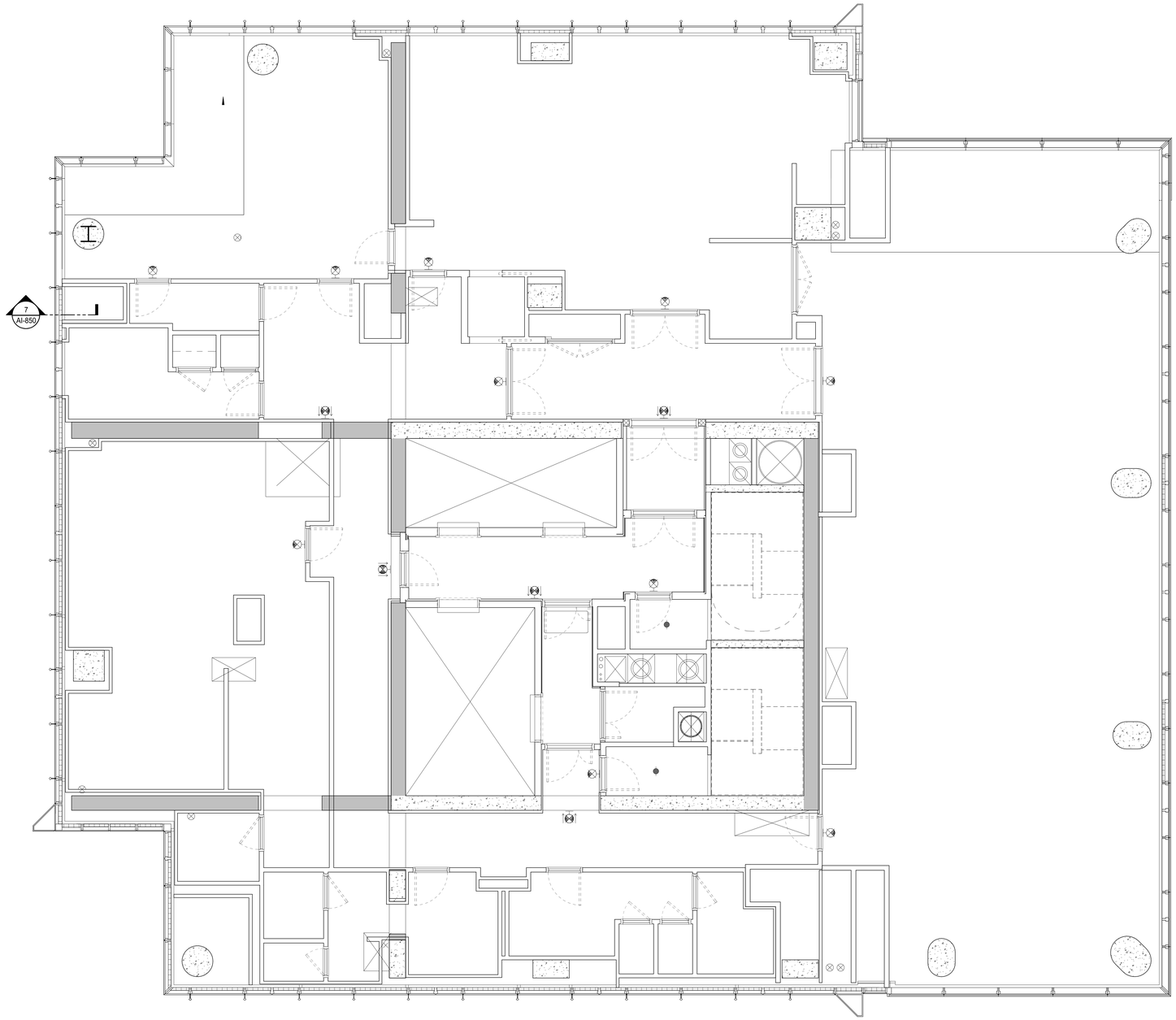

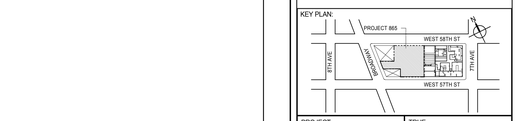

PROJECT NORTH

TRUE NORTH

DEVELOPER:
EXTELL DEVELOPMENT COMPANY
805 THIRD AVENUE, 7TH FLOOR
New York, NY 10022 USA
TEL: 212 712 6000 FAX: 212 712 6100

DESIGN ARCHITECT: Base Building Shell & Core
ADRIAN SMITH + GORDON GILL ARCHITECTURE
111 WEST MONROE STREET SUITE 2300
CHICAGO IL 60603
TEL: 312 920 1888 FAX: 312 920 1775

INTERIOR DESIGNER: Residential
Rottet Architecture and Design Studio, PLLC
298 Fifth Ave, 7th Floor
New York, NY 10001
TEL: 646 998 7000 FAX:

ARCHITECT OF RECORD: Base Building Shell, Core, & Residential
AAI ARCHITECTS, P.C.
401 Wellington St. W., 3rd Floor
Toronto, ON M5V 1E7 Canada
TEL: 416 967 1500 FAX: 416 967 7150

STRUCTURAL ENGINEERS:
WSP CANTOR SEINUK
228 EAST 45th Street
New York, NY 10017 USA
TEL: 212 687 9888 FAX: 646 487 5501

MEP ENGINEERS:
AKF GROUP
165 Broadway, 22nd Floor
New York, NY 10006 USA
TEL: 212 354 5656 FAX: 212 354 5668

GEOTECHNICAL ENGINEERS:
Langan Engineering & Environmental Services
21 Penn Plaza - 360 West 31st Street, 8th Floor
New York, NY 10001-2727
TEL: 212 479 5400 FAX: 212 479 5444

CODE CONSULTANTS:
Construction Consulting Associates
100 Church Street
New York, NY 10007
TEL: 212 385 1818 FAX: 212 385 1911

CURTAINWALL CONSULTANT:
AJLP Consulting
40 Worth Street. Suite 826
New York, NY 10013
TEL: 212 757 5659 FAX: 646 219 8508

LANDMARK/PRESERVATION CONSULTANT:
Jan Hird Pokorny Associates, Inc.
39 West 37th Street, 12A
New York, NY 10018
TEL: 212 759 6462 FAX: 212 759 6540

No.	DESCRIPTION	DATE
1	CD PROGRESS ISSUE 5	10 AUG 15
	D.O.B. AMENDMENT 2	21 SEP 15

NOT FOR BID/CONSTRUCTION

Discrepancies must be reported immediately to the Architect before proceeding. Only figured dimensions are to be used. Contractors must check all dimensions on site. This drawing is protected by copyright.

ALL DIMENSIONS ARE SHOWN IN IMPERIAL.

CONSULTANT:

AAI ARCHITECTS, P.C.

PROJECT:

217 WEST 57TH STREET
NEW YORK, NY

DRAWING TITLE:

68TH FLOOR REFLECTED CEILING PLAN (RESIDENTIAL AMENITIES)

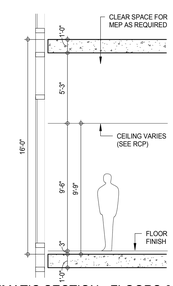

SCHEMATIC SECTION - FLOORS 68TH-70TH, 88TH-91ST

SEAL & SIGNATURE:

REGISTERED ARCHITECT MICHAEL DAVID JAGNOW No. 028881 STATE OF NEW YORK

DATE:	10 AUG 15
PROJECT No:	1216-00
DRAWN: Author	REV:
CHK: Checker	1
SCALE: 1/4" = 1'-0"	
DWG No:	**A-754.00**
DOB PAGE No:	**399 of 569**

DOB EMPLOYEE STAMP:

DOB B-SCAN:

36" x 48" Arch E SHEET SIZE
FILE NAME: C:\Revit Local Files\EXTELL-865-AAI-TWR-CNF_hudson.rvt
PLOT DATE: 9/22/2015 11:57:48 AM

DEPT OF BLDGS 421208305 Job Number
E500431774SS Scan Code

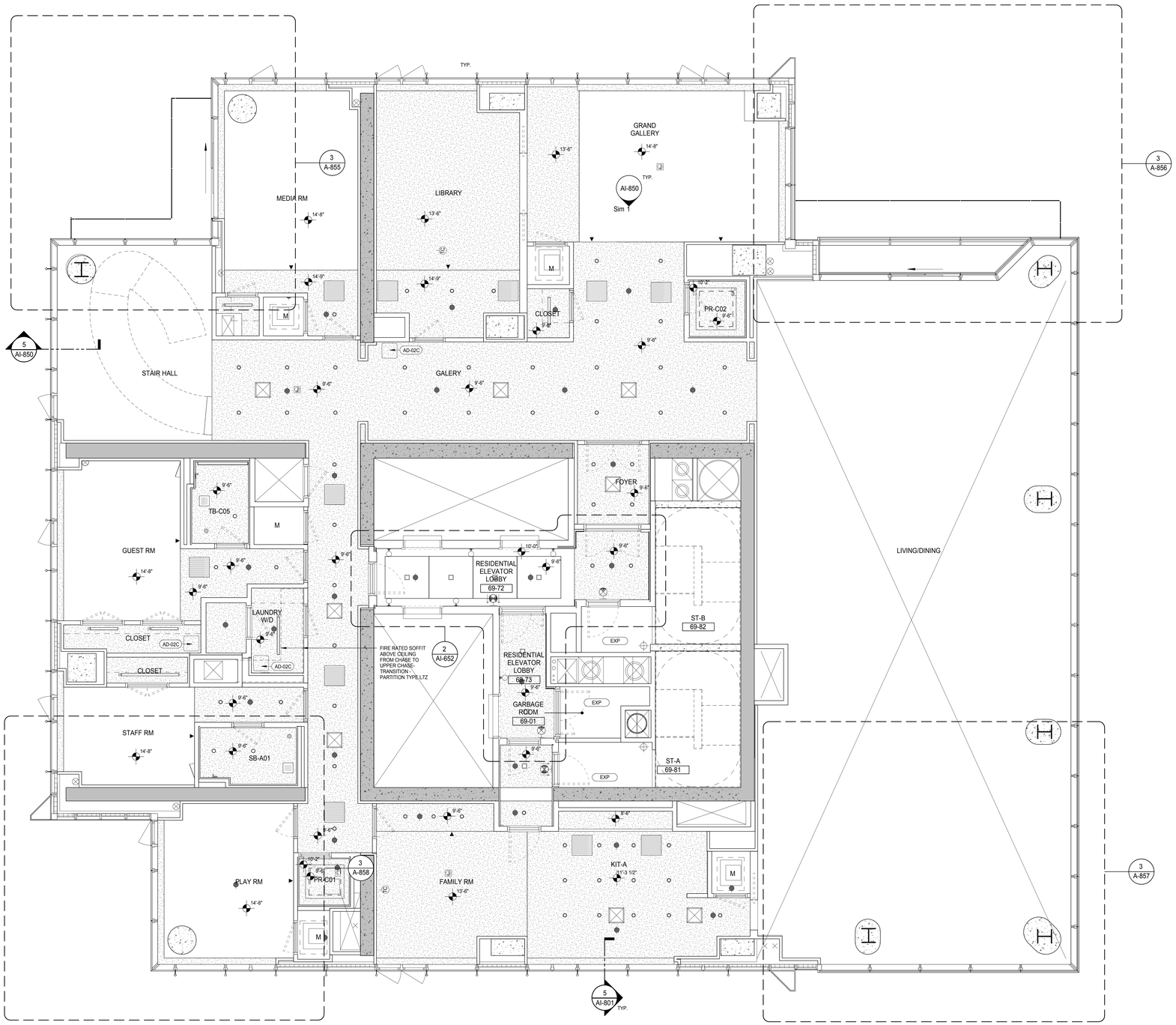

KEYNOTE LEGEND:

TAG #	DESCRIPTION
AD-02B	ACCESS DOOR FLUSH NON RATED 24" x 48"
AD-02C	ACCESS DOOR FLUSH NON RATED 18" x 18"

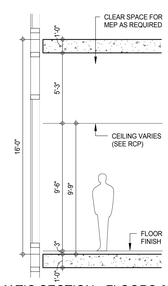

SCHEMATIC SECTION - FLOORS 68TH-70TH, 88TH-91ST

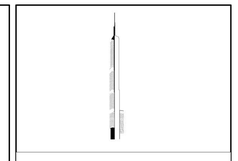

KEY PLAN:

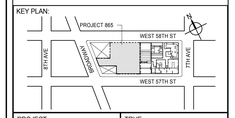

PROJECT NORTH

TRUE NORTH

DEVELOPER:
EXTELL DEVELOPMENT COMPANY
805 THIRD AVENUE, 7TH FLOOR
New York, NY 10022 USA
TEL: 212 712 6000 FAX: 212 712 6100

DESIGN ARCHITECT: Base Building Shell & Core
ADRIAN SMITH + GORDON GILL ARCHITECTURE
111 WEST MONROE STREET SUITE 2300
CHICAGO IL 60603
TEL: 312 920 1888 FAX: 312 920 1775

INTERIOR DESIGNER: Residential
Rottet Architecture and Design Studio, PLLC
298 Fifth Ave, 7th Floor
New York, NY 10001
TEL: 646 998 7000 FAX:

ARCHITECT OF RECORD: Base Building Shell, Core, & Residential
AAI ARCHITECTS, P.C.
401 Wellington St. W., 3rd Floor
Toronto, ON M5V 1E7 Canada
TEL: 416 967 1500 FAX: 416 967 7150

STRUCTURAL ENGINEERS:
WSP CANTOR SEINUK
228 EAST 45th Street
New York, NY 10017 USA
TEL: 212 687 9888 FAX: 646 487 5501

MEP ENGINEERS:
AKF GROUP
165 Broadway, 22nd Floor
New York, NY 10006 USA
TEL: 212 354 5656 FAX: 212 354 5668

GEOTECHNICAL ENGINEERS:
Langan Engineering & Environmental Services
21 Penn Plaza - 360 West 31st Street, 8th Floor
New York, NY 10001-2727
TEL: 212 479 5400 FAX: 212 479 5444

CODE CONSULTANTS:
Construction Consulting Associates
100 Church Street
New York, NY 10007
TEL: 212 385 1818 FAX: 212 385 1911

CURTAINWALL CONSULTANT:
AJLP Consulting
40 Worth Street. Suite 826
New York, NY 10013
TEL: 212 757 5659 FAX: 646 219 8508

LANDMARK/PRESERVATION CONSULTANT:
Jan Hird Pokorny Associates, Inc.
39 West 37th Street, 12A
New York, NY 10018
TEL: 212 759 6462 FAX: 212 759 6540

No.	DESCRIPTION	DATE
1	D.O.B. SUBMISSION	18 FEB 15
2	CD PROGRESS ISSUE 3	09 MAR 15
	D.O.B. SUBMISSION	27 APR 15
3	CD PROGRESS ISSUE 4	01 JUN 15
4	CD PROGRESS ISSUE 5	10 AUG 15
	D.O.B. AMENDMENT 2	21 SEP 15

/ISSUED AS: A-754 - CD PROGRESS ISSUE 4 - 01 JUN 15/ /ISSUED AS: AI-368 - CD PROGRESS ISSUE 3 - 09 MAR 15/

NOT FOR BID/CONSTRUCTION

Discrepancies must be reported immediately to the Architect before proceeding. Only figured dimensions are to be used. Contractors must check all dimensions on site. This drawing is protected by copyright.

ALL DIMENSIONS ARE SHOWN IN IMPERIAL.

CONSULTANT:

AAI ARCHITECTS, P.C.

PROJECT:

217 WEST 57TH STREET
NEW YORK, NY

DRAWING TITLE:

69TH FLOOR REFLECTED CEILING PLAN (RESIDENTIAL - TIER 4)

SEAL & SIGNATURE:

REGISTERED ARCHITECT WAYNE DAVID JARRETT No. 028881 STATE OF NEW YORK

DATE:	18 FEB 15
PROJECT No:	1216-00
DRAWN: Author	REV: 4
CHK: Checker	
SCALE: 1/4" = 1'-0"	
DWG No:	A-755.01
DOB PAGE No:	400 of 569

DOB EMPLOYEE STAMP:

DOB B-SCAN:

36" x 48" Arch E SHEET SIZE
FILE NAME: C:\Revit Local Files\EXTELL-865-AAI-TWR-CNF_hudsonn.rvt
PLOT DATE: 9/22/2015 1:58:33 AM

DEPT OF BLDGS 121263825 Job Number
E3406063173-0 Scan Code

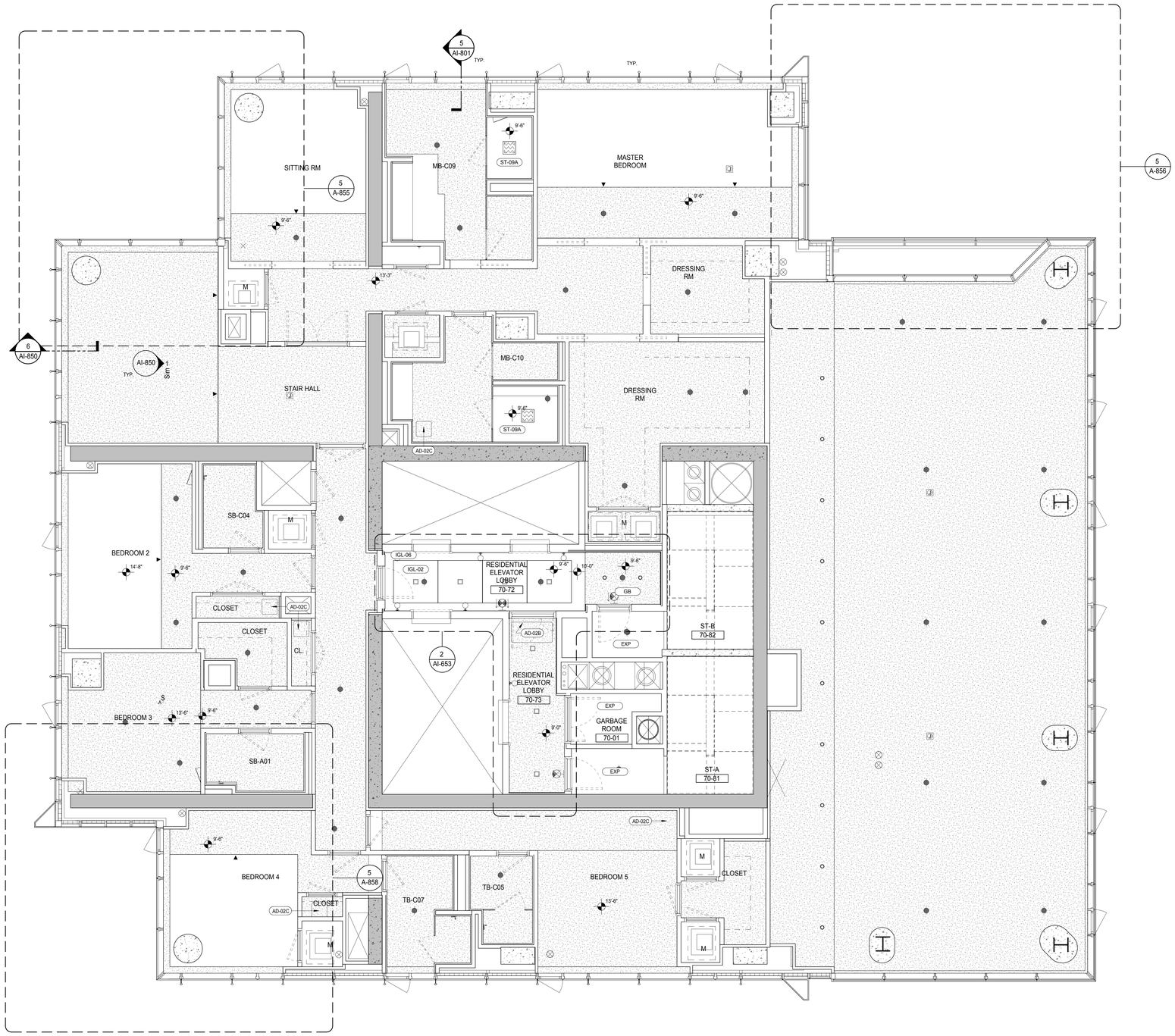

KEYNOTE LEGEND:

TAG #	DESCRIPTION
AD-02B	ACCESS DOOR FLUSH NON RATED 24" x 48"
AD-02C	ACCESS DOOR FLUSH NON RATED 18" x 18"

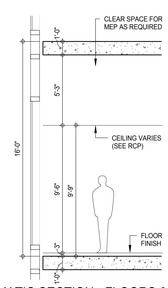

SCHEMATIC SECTION - FLOORS 68TH-70TH, 88TH-91ST

KEY PLAN:

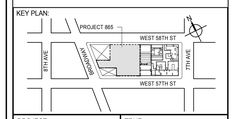

PROJECT NORTH | TRUE NORTH

DEVELOPER:
EXTELL DEVELOPMENT COMPANY
805 THIRD AVENUE, 7TH FLOOR
New York, NY 10022 USA
TEL: 212 712 6000 FAX: 212 712 6100

DESIGN ARCHITECT: Base Building Shell & Core
ADRIAN SMITH + GORDON GILL ARCHITECTURE
111 WEST MONROE STREET SUITE 2300
CHICAGO IL 60603
TEL: 312 920 1888 FAX: 312 920 1775

INTERIOR DESIGNER: Residential
Rottet Architecture and Design Studio, PLLC
298 Fifth Ave, 7th Floor
New York, NY 10001
TEL: 646 998 7000 FAX:

ARCHITECT OF RECORD: Base Building Shell, Core, & Residential
AAI ARCHITECTS, P.C.
401 Wellington St. W., 3rd Floor
Toronto, ON M5V 1E7 Canada
TEL: 416 967 1500 FAX: 416 967 7150

STRUCTURAL ENGINEERS:
WSP CANTOR SEINUK
228 EAST 45th Street
New York, NY 10017 USA
TEL: 212 687 9888 FAX: 646 487 5501

MEP ENGINEERS:
AKF GROUP
165 Broadway, 22nd Floor
New York, NY 10006 USA
TEL: 212 354 5656 FAX: 212 354 5668

GEOTECHNICAL ENGINEERS:
Langan Engineering & Environmental Services
21 Penn Plaza - 360 West 31st Street, 8th Floor
New York, NY 10001-2727
TEL: 212 479 5400 FAX: 212 479 5444

CODE CONSULTANTS:
Construction Consulting Associates
100 Church Street
New York, NY 10007
TEL: 212 385 1818 FAX: 212 385 1911

CURTAINWALL CONSULTANT:
AJLP Consulting
40 Worth Street. Suite 826
New York, NY 10013
TEL: 212 757 5659 FAX: 646 219 8508

LANDMARK/PRESERVATION CONSULTANT:
Jan Hird Pokorny Associates, Inc.
39 West 37th Street, 12A
New York, NY 10018
TEL: 212 759 6462 FAX: 212 759 6540

No.	DESCRIPTION	DATE
1	D.O.B. SUBMISSION	18 FEB 15
2	CD PROGRESS ISSUE 3	09 MAR 15
	D.O.B. SUBMISSION	27 APR 15
3	CD PROGRESS ISSUE 4	01 JUN 15
4	CD PROGRESS ISSUE 5	10 AUG 15
	D.O.B. AMENDMENT 2	21 SEP 15

NOT FOR BID/CONSTRUCTION

Discrepancies must be reported immediately to the Architect before proceeding. Only figured dimensions are to be used. Contractors must check all dimensions on site. This drawing is protected by copyright.

ALL DIMENSIONS ARE SHOWN IN IMPERIAL.

CONSULTANT:
AAI ARCHITECTS, P.C.

PROJECT:
217 WEST 57TH STREET
NEW YORK, NY

DRAWING TITLE:
70TH FLOOR REFLECTED CEILING PLAN (RESIDENTIAL - TIER 4)

SEAL & SIGNATURE:
REGISTERED ARCHITECT ADRIAN DAVID LANGER
STATE OF NEW YORK
No. 028863

DATE:	18 FEB 15
PROJECT No:	1216-00
DRAWN: Author	REV:
CHK: Checker	4
SCALE: 1/4" = 1'-0"	
DWG No:	A-756.01
DOB PAGE No:	401 of 569

DOB EMPLOYEE STAMP:
DOB B-SCAN:

/ISSUED AS: A-755 - CD PROGRESS ISSUE 4 - 01 JUN 15 //ISSUED AS: AI-369 - CD PROGRESS ISSUE 3 - 09 MAR 15/

36" x 48" Arch E SHEET SIZE
FILE NAME: C:\Revit Local Files\EXTELL-865-AAI-TWR-CNE_hadams.rvt
PLOT DATE: 9/22/2015 11:59:44 AM

DEPT OF BLDGS 421208305 Job Number
E395053958 Scan Code

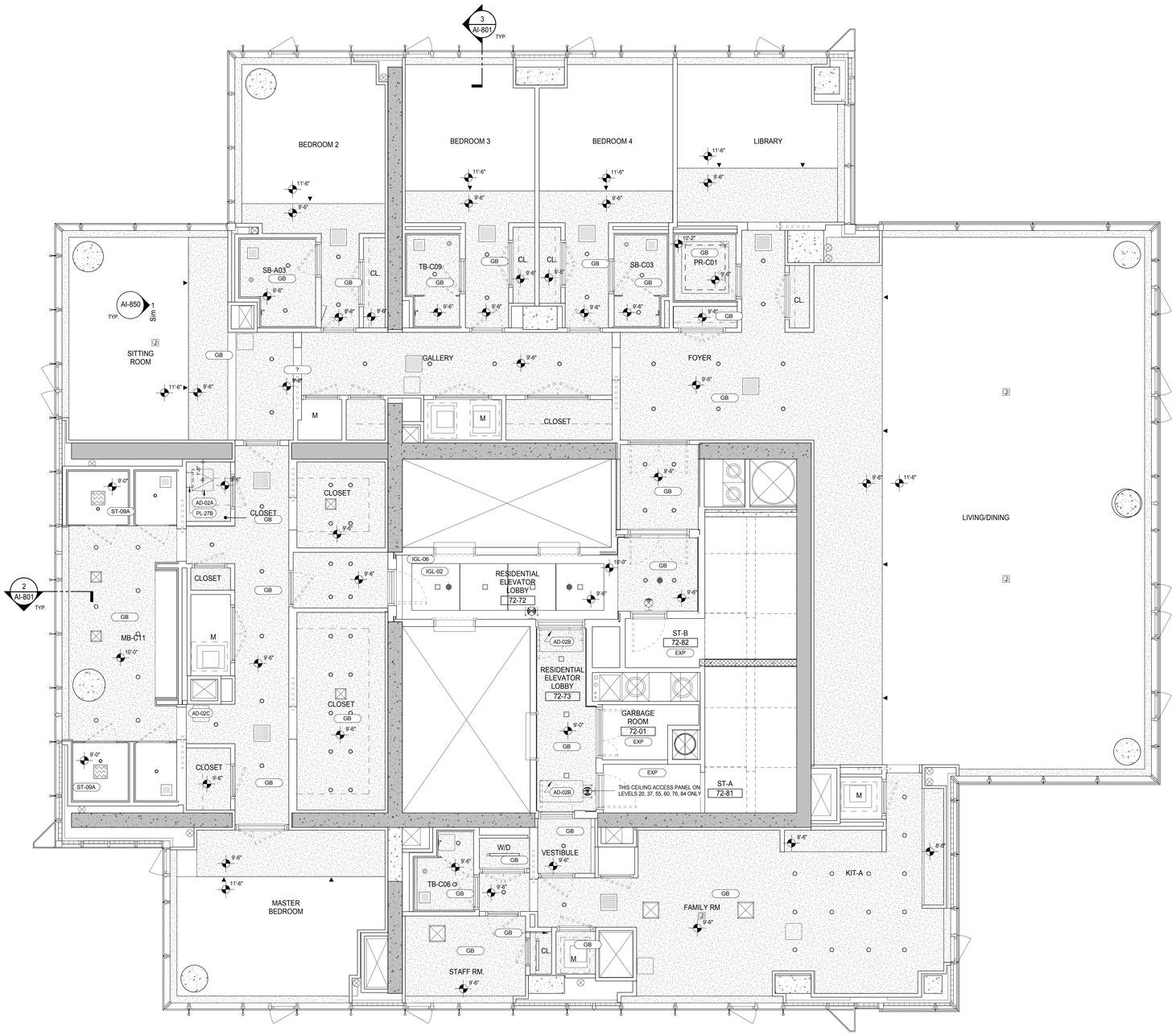

KEYNOTE LEGEND:

TAG #	DESCRIPTION
AD-02A	ACCESS DOOR FLUSH NON RATED 24" x 24"
AD-02B	ACCESS DOOR FLUSH NON RATED 24" x 48"
AD-02C	ACCESS DOOR FLUSH NON RATED 18" x 18"
PL-27B	WALL MOUNTED STEAM GENERATOR (LARGE)

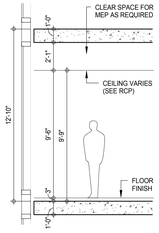

SCHEMATIC SECTION - FLOORS 71ST-87TH

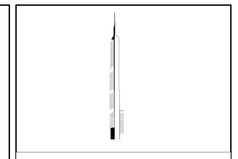

KEY PLAN:

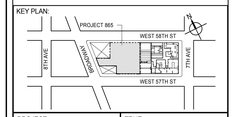

PROJECT NORTH: TRUE NORTH

DEVELOPER:
EXTELL DEVELOPMENT COMPANY
805 THIRD AVENUE, 7TH FLOOR
New York, NY 10022 USA
TEL: 212 712 6000 FAX: 212 712 6100

DESIGN ARCHITECT: Base Building Shell & Core
ADRIAN SMITH + GORDON GILL ARCHITECTURE
111 WEST MONROE STREET SUITE 2300
CHICAGO IL 60603
TEL: 312 920 1888 FAX: 312 920 1775

INTERIOR DESIGNER: Residential
Rottet Architecture and Design Studio, PLLC
298 Fifth Ave, 7th Floor
New York, NY 10001
TEL: 646 998 7000 FAX:

ARCHITECT OF RECORD: Base Building Shell, Core, & Residential
AAI ARCHITECTS, P.C.
401 Wellington St. W., 3rd Floor
Toronto, ON M5V 1E7 Canada
TEL: 416 967 1500 FAX: 416 967 7150

STRUCTURAL ENGINEERS:
WSP CANTOR SEINUK
228 EAST 45th Street
New York, NY 10017 USA
TEL: 212 687 9888 FAX: 646 487 5501

MEP ENGINEERS:
AKF GROUP
165 Broadway, 22nd Floor
New York, NY 10006 USA
TEL: 212 354 5656 FAX: 212 354 5668

GEOTECHNICAL ENGINEERS:
Langan Engineering & Environmental Services
21 Penn Plaza - 360 West 31st Street, 8th Floor
New York, NY 10001-2727
TEL: 212 479 5400 FAX: 212 479 5444

CODE CONSULTANTS:
Construction Consulting Associates
100 Church Street
New York, NY 10007
TEL: 212 385 1818 FAX: 212 385 1911

CURTAINWALL CONSULTANT:
AJLP Consulting
40 Worth Street. Suite 826
New York, NY 10013
TEL: 212 757 5659 FAX: 646 219 8508

LANDMARK/PRESERVATION CONSULTANT:
Jan Hird Pokorny Associates, Inc.
39 West 37th Street, 12A
New York, NY 10018
TEL: 212 759 6462 FAX: 212 759 6540

No.	DESCRIPTION	DATE
1	D.O.B. SUBMISSION	18 FEB 15
2	CD PROGRESS ISSUE 3	09 MAR 15
	D.O.B. SUBMISSION	27 APR 15
3	CD PROGRESS ISSUE 4	01 JUN 15
4	CD PROGRESS ISSUE 5	10 AUG 15
	D.O.B. AMENDMENT 2	21 SEP 15

NOT FOR BID/CONSTRUCTION

Discrepancies must be reported immediately to the Architect before proceeding. Only figured dimensions are to be used. Contractors must check all dimensions on site. This drawing is protected by copyright.

ALL DIMENSIONS ARE SHOWN IN IMPERIAL.

CONSULTANT:
AAI ARCHITECTS, P.C.

PROJECT:
217 WEST 57TH STREET
NEW YORK, NY

DRAWING TITLE:
71ST-87TH FLOOR REFLECTED CEILING PLAN (RESIDENTIAL - TIER 4)

SEAL & SIGNATURE:
REGISTERED ARCHITECT JACQUE DAVID JAMBOR No. 026881 STATE OF NEW YORK

DATE:	18 FEB 15
PROJECT No:	1216-00
DRAWN: Author	REV:
CHK: Checker	4
SCALE: 1/4" = 1'-0"	
DWG No:	A-757.01
DOB PAGE No:	402 of 569

DOB EMPLOYEE STAMP: DOB B-SCAN:

/ISSUED AS: A-757 - CD PROGRESS ISSUE 4 - 01 JUN 15 //ISSUED AS: A-371 - CD PROGRESS ISSUE 3 - 09 MAR 15//

36" x 48" Arch E SHEET SIZE

FILE NAME: C:\Revit Local Files\EXTELL-865-AAI-TWR-CNF_Jambor.rvt
PLOT DATE: 6/22/2015 12:20:44 PM

DEPT OF BLDGS 121253025 Job Number
E3CA05320250 Scan Code

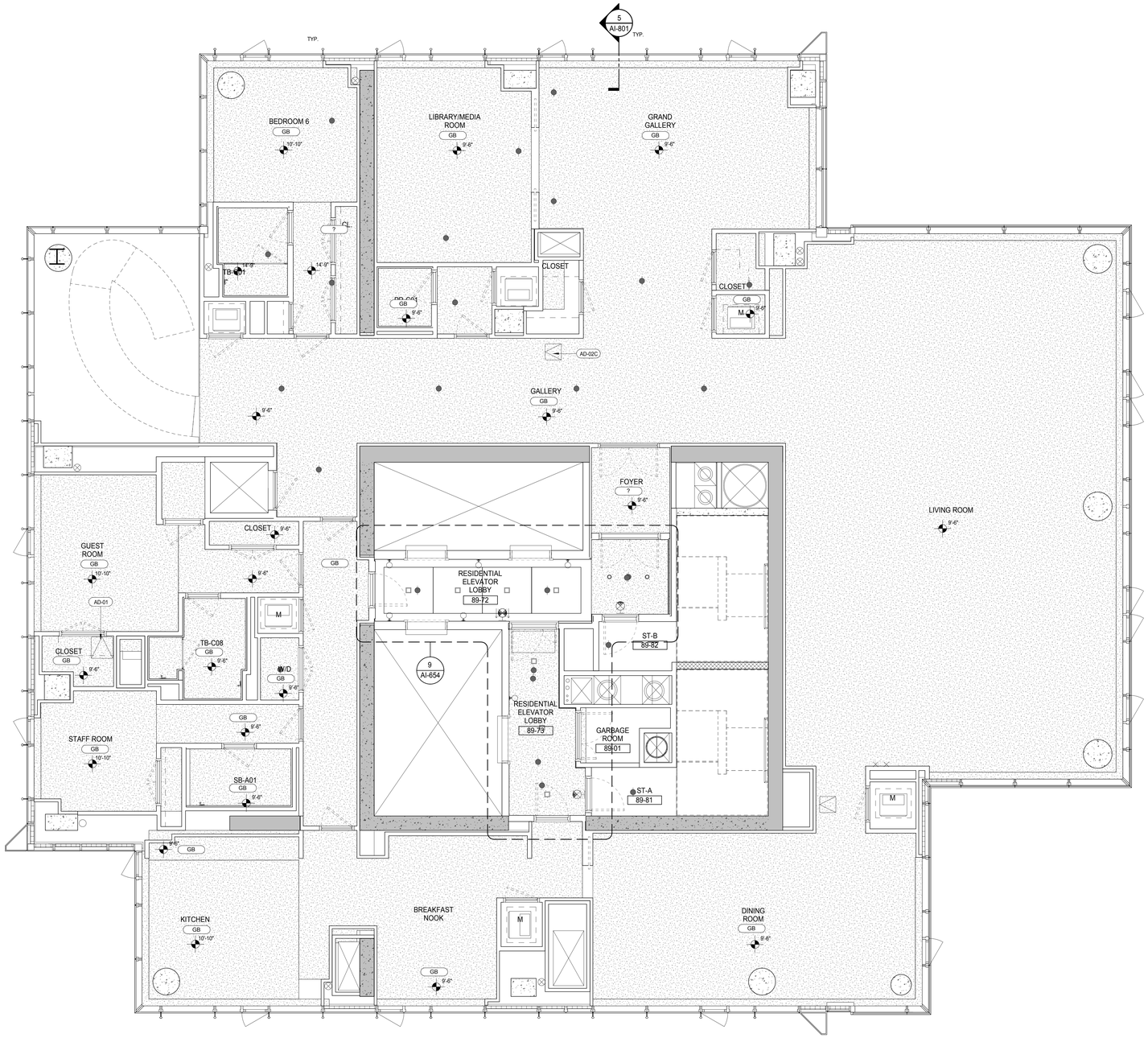

SHEET NOTES:

C1 DASHED LINE DENOTES EXTENT OF 6" HIGH C.I.P. CONCRETE CURB. WIDTH TO MATCH PARTITION UNLESS OTHERWISE NOTED

C2 DASHED LINE DENOTES EXTENT OF 8" HIGH C.I.P. CONCRETE CURB. WIDTH TO MATCH PARTITION UNLESS OTHERWISE NOTED

C3 DASHED LINE DENOTES EXTENT OF 8" HIGH CEMENT BOARD BASE CURB. REFER TO SECTION DETAIL (9) ON SHEET (A-574).

P1 CONCRETE HOUSEKEEPING PAD, HEIGHT, SIZE AND LOCATION TO BE COORDINATED WITH MECHANICAL DRAWINGS.

EDGE OF SLAB IS 11" FROM FACE OF GLASS UNLESS OTHERWISE STATED AND/OR AT SHEAR WALL CONDITIONS.

KEYNOTE LEGEND:

TAG #	DESCRIPTION
AD-01	ACCESS DOOR FLUSH RATED
AD-02C	ACCESS DOOR FLUSH NON RATED 18" x 18"

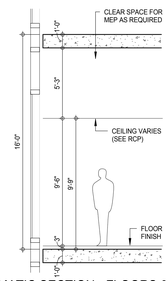

SCHEMATIC SECTION - FLOORS 68TH-70TH, 88TH-91ST



KEY PLAN:

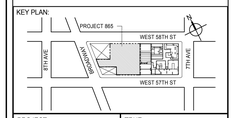

PROJECT NORTH

TRUE NORTH

DEVELOPER:
EXTELL DEVELOPMENT COMPANY
805 THIRD AVENUE, 7TH FLOOR
New York, NY 10022 USA
TEL: 212 712 6000 FAX: 212 712 6100

DESIGN ARCHITECT: Base Building Shell & Core
ADRIAN SMITH + GORDON GILL ARCHITECTURE
111 WEST MONROE STREET SUITE 2300
CHICAGO IL 60603
TEL: 312 920 1888 FAX: 312 920 1775

INTERIOR DESIGNER: Residential
Rottet Architecture and Design Studio, PLLC
298 Fifth Ave, 7th Floor
New York, NY 10001
TEL: 646 998 7000 FAX:

ARCHITECT OF RECORD: Base Building Shell, Core, & Residential
AAI ARCHITECTS, P.C.
401 Wellington St. W., 3rd Floor
Toronto, ON M5V 1E7 Canada
TEL: 416 967 1500 FAX: 416 967 7150

STRUCTURAL ENGINEERS:
WSP CANTOR SEINUK
228 EAST 45th Street
New York, NY 10017 USA
TEL: 212 687 9888 FAX: 646 487 5501

MEP ENGINEERS:
AKF GROUP
165 Broadway, 22nd Floor
New York, NY 10006 USA
TEL: 212 354 5656 FAX: 212 354 5668

GEOTECHNICAL ENGINEERS:
Langan Engineering & Environmental Services
21 Penn Plaza - 360 West 31st Street, 8th Floor
New York, NY 10001-2727
TEL: 212 479 5400 FAX: 212 479 5444

CODE CONSULTANTS:
Construction Consulting Associates
100 Church Street
New York, NY 10007
TEL: 212 385 1818 FAX: 212 385 1911

CURTAINWALL CONSULTANT:
AJLP Consulting
40 Worth Street. Suite 826
New York, NY 10013
TEL: 212 757 5659 FAX: 646 219 8508

LANDMARK/PRESERVATION CONSULTANT:
Jan Hird Pokorny Associates, Inc.
39 West 37th Street, 12A
New York, NY 10018
TEL: 212 759 6462 FAX: 212 759 6540

No.	DESCRIPTION	DATE
1	CD PROGRESS ISSUE 5	10 AUG 15
	D.O.B. AMENDMENT 2	21 SEP 15

NOT FOR BID/CONSTRUCTION

Discrepancies must be reported immediately to the Architect before proceeding. Only figured dimensions are to be used. Contractors must check all dimensions on site. This drawing is protected by copyright.

ALL DIMENSIONS ARE SHOWN IN IMPERIAL.

CONSULTANT:

AAI ARCHITECTS, P.C.

PROJECT:

217 WEST 57TH STREET
NEW YORK, NY

DRAWING TITLE:

89TH FLOOR REFLECTED CEILING PLAN (RESIDENTIAL - TIER 4)

SEAL & SIGNATURE:

REGISTERED ARCHITECT ALBERT DAVID JAKSER 022883 STATE OF NEW YORK

DATE:	10 AUG 15
PROJECT No:	1216-00
DRAWN: Author	REV: 1
CHK: Checker	
SCALE: 1/4" = 1'-0"	
DWG No:	A-759.00
DOB PAGE No:	403 of 569

DOB EMPLOYEE STAMP:

DOB B-SCAN:

36" x 48" Arch E SHEET SIZE
FILE NAME: C:\Revit Local Files\EXTELL-865-AAI-TWR-CNF_Jaskiern.rvt
PLOT DATE: 9/22/2015 12:21:56 PM

DEPT OF BLDGS 421258305 Job Number
E381274430 Scan Code

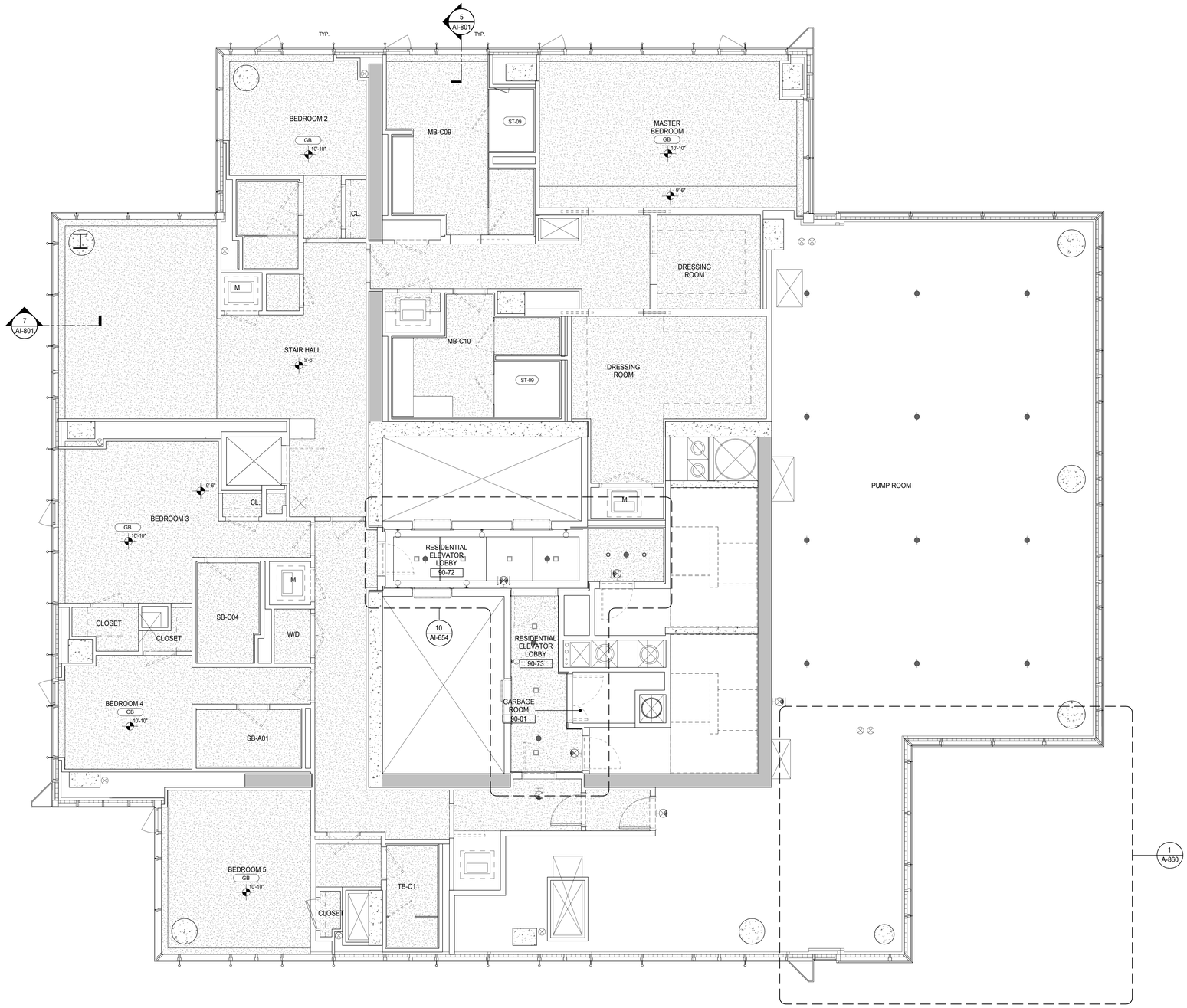

SHEET NOTES:

C1 DASHED LINE DENOTES EXTENT OF 6" HIGH C.I.P. CONCRETE CURB. WIDTH TO MATCH PARTITION UNLESS OTHERWISE NOTED

C2 DASHED LINE DENOTES EXTENT OF 8" HIGH C.I.P. CONCRETE CURB. WIDTH TO MATCH PARTITION UNLESS OTHERWISE NOTED

C3 DASHED LINE DENOTES EXTENT OF 8" HIGH CEMENT BOARD BASE CURB. REFER TO SECTION DETAIL (9) ON SHEET (A-574).

P1 CONCRETE HOUSEKEEPING PAD, HEIGHT, SIZE AND LOCATION TO BE COORDINATED WITH MECHANICAL DRAWINGS.

EDGE OF SLAB IS 11" FROM FACE OF GLASS UNLESS OTHERWISE STATED AND/OR AT SHEAR WALL CONDITIONS.

KEYNOTE LEGEND:

TAG #	DESCRIPTION
ST-09	STONE SLAB - POLISHED (REFER TO SCHEME LEGEND)

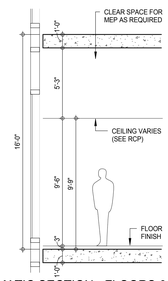

SCHEMATIC SECTION - FLOORS 68TH-70TH, 88TH-91ST

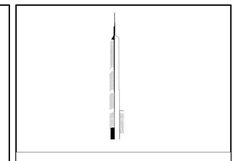

KEY PLAN:

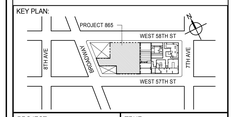

PROJECT NORTH

TRUE NORTH

DEVELOPER:
EXTELL DEVELOPMENT COMPANY
805 THIRD AVENUE, 7TH FLOOR
New York, NY 10022 USA
TEL: 212 712 6000 FAX: 212 712 6100

DESIGN ARCHITECT: Base Building Shell & Core
ADRIAN SMITH + GORDON GILL ARCHITECTURE
111 WEST MONROE STREET SUITE 2300
CHICAGO IL 60603
TEL: 312 920 1888 FAX: 312 920 1775

INTERIOR DESIGNER: Residential
Rottet Architecture and Design Studio, PLLC
298 Fifth Ave, 7th Floor
New York, NY 10001
TEL: 646 998 7000 FAX:

ARCHITECT OF RECORD: Base Building Shell, Core, & Residential
AAI ARCHITECTS, P.C.
401 Wellington St. W., 3rd Floor
Toronto, ON M5V 1E7 Canada
TEL: 416 967 1500 FAX: 416 967 7150

STRUCTURAL ENGINEERS:
WSP CANTOR SEINUK
228 EAST 45th Street
New York, NY 10017 USA
TEL: 212 687 9888 FAX: 646 487 5501

MEP ENGINEERS:
AKF GROUP
165 Broadway, 22nd Floor
New York, NY 10006 USA
TEL: 212 354 5656 FAX: 212 354 5668

GEOTECHNICAL ENGINEERS:
Langan Engineering & Environmental Services
21 Penn Plaza - 360 West 31st Street, 8th Floor
New York, NY 10001-2727
TEL: 212 479 5400 FAX: 212 479 5444

CODE CONSULTANTS:
Construction Consulting Associates
100 Church Street
New York, NY 10007
TEL: 212 385 1818 FAX: 212 385 1911

CURTAINWALL CONSULTANT:
AJLP Consulting
40 Worth Street. Suite 826
New York, NY 10013
TEL: 212 757 5659 FAX: 646 219 8508

LANDMARK/PRESERVATION CONSULTANT:
Jan Hird Pokorny Associates, Inc.
39 West 37th Street, 12A
New York, NY 10018
TEL: 212 759 6462 FAX: 212 759 6540

No.	DESCRIPTION	DATE
1	CD PROGRESS ISSUE 5	10 AUG 15
	D.O.B. AMENDMENT 2	21 SEP 15

NOT FOR BID/CONSTRUCTION

Discrepancies must be reported immediately to the Architect before proceeding. Only figured dimensions are to be used. Contractors must check all dimensions on site. This drawing is protected by copyright.

ALL DIMENSIONS ARE SHOWN IN IMPERIAL.

CONSULTANT:

AAI ARCHITECTS, P.C.

PROJECT:

217 WEST 57TH STREET
NEW YORK, NY

DRAWING TITLE:

90TH FLOOR REFLECTED CEILING PLAN (RESIDENTIAL - TIER 4)

SEAL & SIGNATURE:

REGISTERED ARCHITECT JE DAVID JAKER 028883 STATE OF NEW YORK

DATE:	10 AUG 15
PROJECT No:	1216-00
DRAWN: Author	REV: 1
CHK: Checker	
SCALE: 1/4" = 1'-0"	
DWG No:	A-760.00
DOB PAGE No:	404 of 569

DOB EMPLOYEE STAMP:

DOB B-SCAN:

36" x 48" Arch E SHEET SIZE
FILE NAME: C:\Revit Local Files\EXTELL-865-AAI-TWR.CNF_kadams.rvt
PLOT DATE: 9/28/2015 12:52:54 PM

DEPT OF BLDGS 421258305 Job Number
E394534958 Scan Code

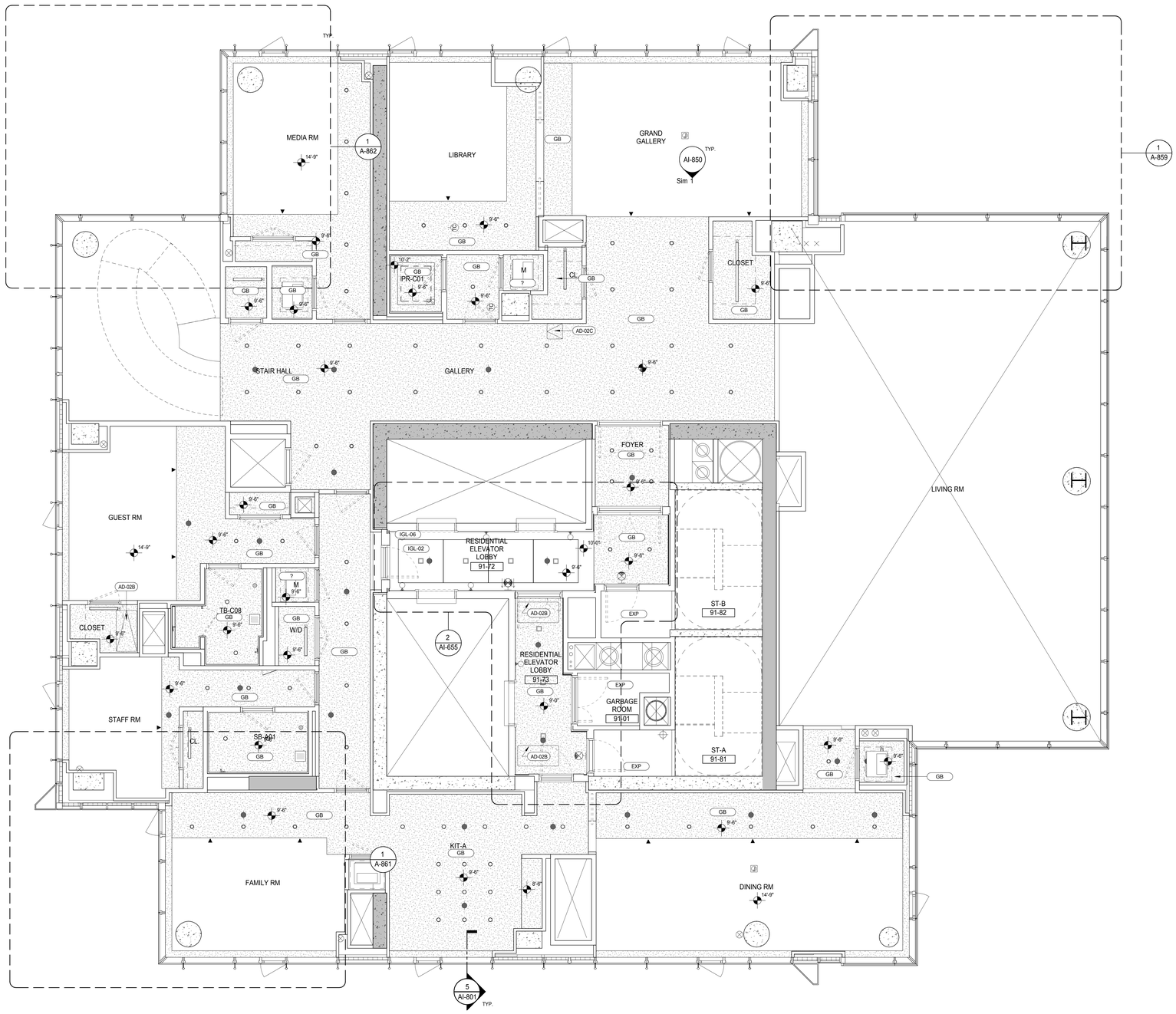

KEYNOTE LEGEND:

TAG #	DESCRIPTION
AD-02B	ACCESS DOOR FLUSH NON RATED 24" x 48"
AD-02C	ACCESS DOOR FLUSH NON RATED 18" x 18"

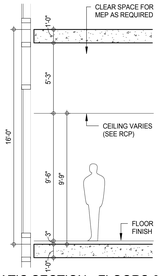

SCHEMATIC SECTION - FLOORS 68TH-70TH, 88TH-91ST



PROJECT NORTH

TRUE NORTH

DEVELOPER:
EXTELL DEVELOPMENT COMPANY
805 THIRD AVENUE, 7TH FLOOR
New York, NY 10022 USA
TEL: 212 712 6000 FAX: 212 712 6100

DESIGN ARCHITECT: Base Building Shell & Core
ADRIAN SMITH + GORDON GILL ARCHITECTURE
111 WEST MONROE STREET SUITE 2300
CHICAGO IL 60603
TEL: 312 920 1888 FAX: 312 920 1775

INTERIOR DESIGNER: Residential
Rottet Architecture and Design Studio, PLLC
298 Fifth Ave, 7th Floor
New York, NY 10001
TEL: 646 998 7000 FAX:

ARCHITECT OF RECORD: Base Building Shell, Core, & Residential
AAI ARCHITECTS, P.C.
401 Wellington St. W., 3rd Floor
Toronto, ON M5V 1E7 Canada
TEL: 416 967 1500 FAX: 416 967 7150

STRUCTURAL ENGINEERS:
WSP CANTOR SEINUK
228 EAST 45th Street
New York, NY 10017 USA
TEL: 212 687 9888 FAX: 646 487 5501

MEP ENGINEERS:
AKF GROUP
165 Broadway, 22nd Floor
New York, NY 10006 USA
TEL: 212 354 5656 FAX: 212 354 5668

GEOTECHNICAL ENGINEERS:
Langan Engineering & Environmental Services
21 Penn Plaza - 360 West 31st Street, 8th Floor
New York, NY 10001-2727
TEL: 212 479 5400 FAX: 212 479 5444

CODE CONSULTANTS:
Construction Consulting Associates
100 Church Street
New York, NY 10007
TEL: 212 385 1818 FAX: 212 385 1911

CURTAINWALL CONSULTANT:
AJLP Consulting
40 Worth Street. Suite 826
New York, NY 10013
TEL: 212 757 5659 FAX: 646 219 8508

LANDMARK/PRESERVATION CONSULTANT:
Jan Hird Pokorny Associates, Inc.
39 West 37th Street, 12A
New York, NY 10018
TEL: 212 759 6462 FAX: 212 759 6540

No.	DESCRIPTION	DATE
1	D.O.B. SUBMISSION	18 FEB 15
2	CD PROGRESS ISSUE 3	09 MAR 15
	D.O.B. SUBMISSION	27 APR 15
3	CD PROGRESS ISSUE 4	01 JUN 15
4	CD PROGRESS ISSUE 5	10 AUG 15
	D.O.B. AMENDMENT 2	21 SEP 15

NOT FOR BID/CONSTRUCTION

Discrepancies must be reported immediately to the Architect before proceeding. Only figured dimensions are to be used. Contractors must check all dimensions on site. This drawing is protected by copyright.

ALL DIMENSIONS ARE SHOWN IN IMPERIAL.

CONSULTANT:
AAI ARCHITECTS, P.C.

PROJECT:
217 WEST 57TH STREET
NEW YORK, NY

DRAWING TITLE:
91ST FLOOR REFLECTED CEILING PLAN (RESIDENTIAL - TIER 4)

SEAL & SIGNATURE:
REGISTERED ARCHITECT ADRIAN DAVID SMITH No. 026881 STATE OF NEW YORK

DATE:	18 FEB 15
PROJECT No:	1216-00
DRAWN: Author	REV: 4
CHK: Checker	
SCALE: 1/4" = 1'-0"	
DWG No:	A-761.01
DOB PAGE No:	405 of 569

DOB EMPLOYEE STAMP:

DOB B-SCAN:

//ISSUED AS: A-758 (PREVIOUS A-161 - 92ND FLOOR REFLECTED CEILING PLAN HAS BEEN DELETED) - CD PROGRESS ISSUE 4 - 01 JUN 15 //ISSUED AS: AI-389 - CD PROGRESS ISSUE 3 - 09 MAR 15//

36" x 48" Arch E SHEET SIZE
FILE NAME: C:\Revit Local Files\EXTELL-865-AAI-TVER-CNF_bwilkerin.rvt
PLOT DATE: 8/22/2015 12:03:43 PM

DEPT OF BLDGS 421208305 Job Number
E3457852975 Scan Code

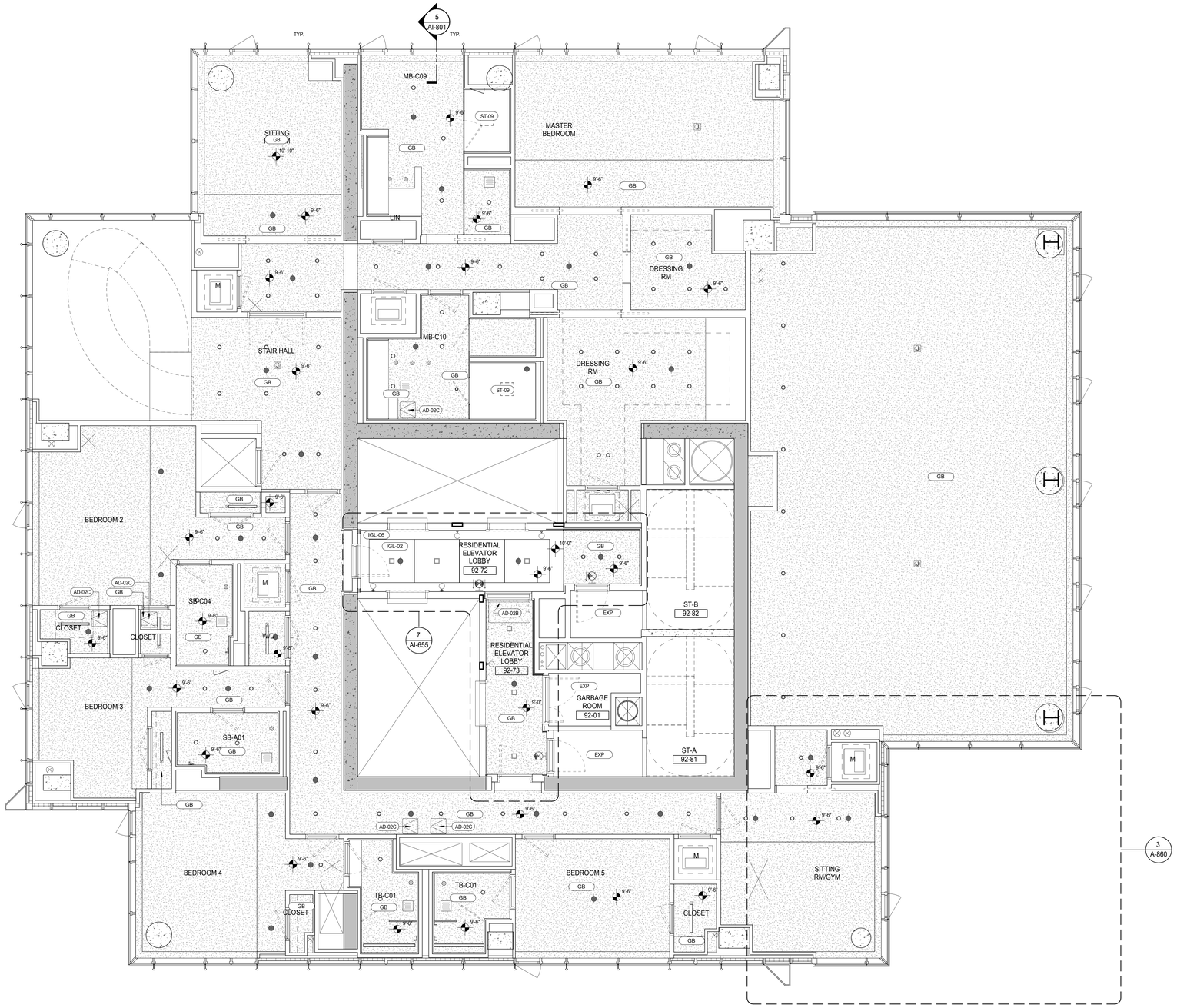

KEYNOTE LEGEND:

TAG #	DESCRIPTION
AD-02B	ACCESS DOOR FLUSH NON RATED 24" x 48"
AD-02C	ACCESS DOOR FLUSH NON RATED 18" x 18"
GB	GYPSUM BOARD
ST-09	STONE SLAB - POLISHED (REFER TO SCHEME LEGEND)

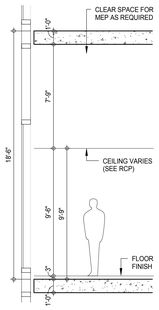

SCHEMATIC SECTION - FLOOR 92ND

KEY PLAN:

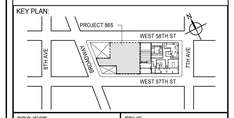

PROJECT NORTH

TRUE NORTH

DEVELOPER:
EXTELL DEVELOPMENT COMPANY
805 THIRD AVENUE, 7TH FLOOR
New York, NY 10022 USA
TEL: 212 712 6000 FAX: 212 712 6100

DESIGN ARCHITECT: Base Building Shell & Core
ADRIAN SMITH + GORDON GILL ARCHITECTURE
111 WEST MONROE STREET SUITE 2300
CHICAGO IL 60603
TEL: 312 920 1888 FAX: 312 920 1775

INTERIOR DESIGNER: Residential
Rottet Architecture and Design Studio, PLLC
298 Fifth Ave, 7th Floor
New York, NY 10001
TEL: 646 998 7000 FAX:

ARCHITECT OF RECORD: Base Building Shell, Core, & Residential
AAI ARCHITECTS, P.C.
401 Wellington St. W., 3rd Floor
Toronto, ON M5V 1E7 Canada
TEL: 416 967 1500 FAX: 416 967 7150

STRUCTURAL ENGINEERS:
WSP CANTOR SEINUK
228 EAST 45th Street
New York, NY 10017 USA
TEL: 212 687 9888 FAX: 646 487 5501

MEP ENGINEERS:
AKF GROUP
165 Broadway, 22nd Floor
New York, NY 10006 USA
TEL: 212 354 5656 FAX: 212 354 5668

GEOTECHNICAL ENGINEERS:
Langan Engineering & Environmental Services
21 Penn Plaza - 360 West 31st Street, 8th Floor
New York, NY 10001-2727
TEL: 212 479 5400 FAX: 212 479 5444

CODE CONSULTANTS:
Construction Consulting Associates
100 Church Street
New York, NY 10007
TEL: 212 385 1818 FAX: 212 385 1911

CURTAINWALL CONSULTANT:
AJLP Consulting
40 Worth Street. Suite 826
New York, NY 10013
TEL: 212 757 5659 FAX: 646 219 8508

LANDMARK/PRESERVATION CONSULTANT:
Jan Hird Pokorny Associates, Inc.
39 West 37th Street, 12A
New York, NY 10018
TEL: 212 759 6462 FAX: 212 759 6540

No.	DESCRIPTION	DATE
1	D.O.B. SUBMISSION	18 FEB 15
2	CD PROGRESS ISSUE 3	09 MAR 15
	D.O.B. SUBMISSION	27 APR 15
3	CD PROGRESS ISSUE 4	01 JUN 15
4	CD PROGRESS ISSUE 5	10 AUG 15
	D.O.B. AMENDMENT 2	21 SEP 15

/ISSUED AS: A-759 - CD PROGRESS ISSUE 4 - 01 JUN 15/ /ISSUED AS: AI-390 - CD PROGRESS ISSUE 3 - 09 MAR 15/

NOT FOR BID/CONSTRUCTION

Discrepancies must be reported immediately to the Architect before proceeding. Only figured dimensions are to be used. Contractors must check all dimensions on site. This drawing is protected by copyright.

ALL DIMENSIONS ARE SHOWN IN IMPERIAL.

CONSULTANT:
AAI ARCHITECTS, P.C.

PROJECT:
217 WEST 57TH STREET
NEW YORK, NY

DRAWING TITLE:
92ND FLOOR REFLECTED CEILING PLAN (RESIDENTIAL - TIER 4)

SEAL & SIGNATURE:
REGISTERED ARCHITECT ADRIAN DAVID JAMES GILL AA 026881 STATE OF NEW YORK

DATE:	18 FEB 15
PROJECT No:	1216-00
DRAWN: Author	REV:
CHK: Checker	4
SCALE: 1/4" = 1'-0"	
DWG No:	A-762.01
DOB PAGE No:	406 of 569

DOB EMPLOYEE STAMP:

DOB B-SCAN:

36" x 48" Arch E SHEET SIZE
FILE NAME: C:\Revit Local Files\EXTELL-865-AAI-TWR-CNF_bwilkerm.rvt
PLOT DATE: 8/22/2015 12:14:01 PM

DEPT OF BLDGS 421263625 Job Number
E520060500035 Scan Code

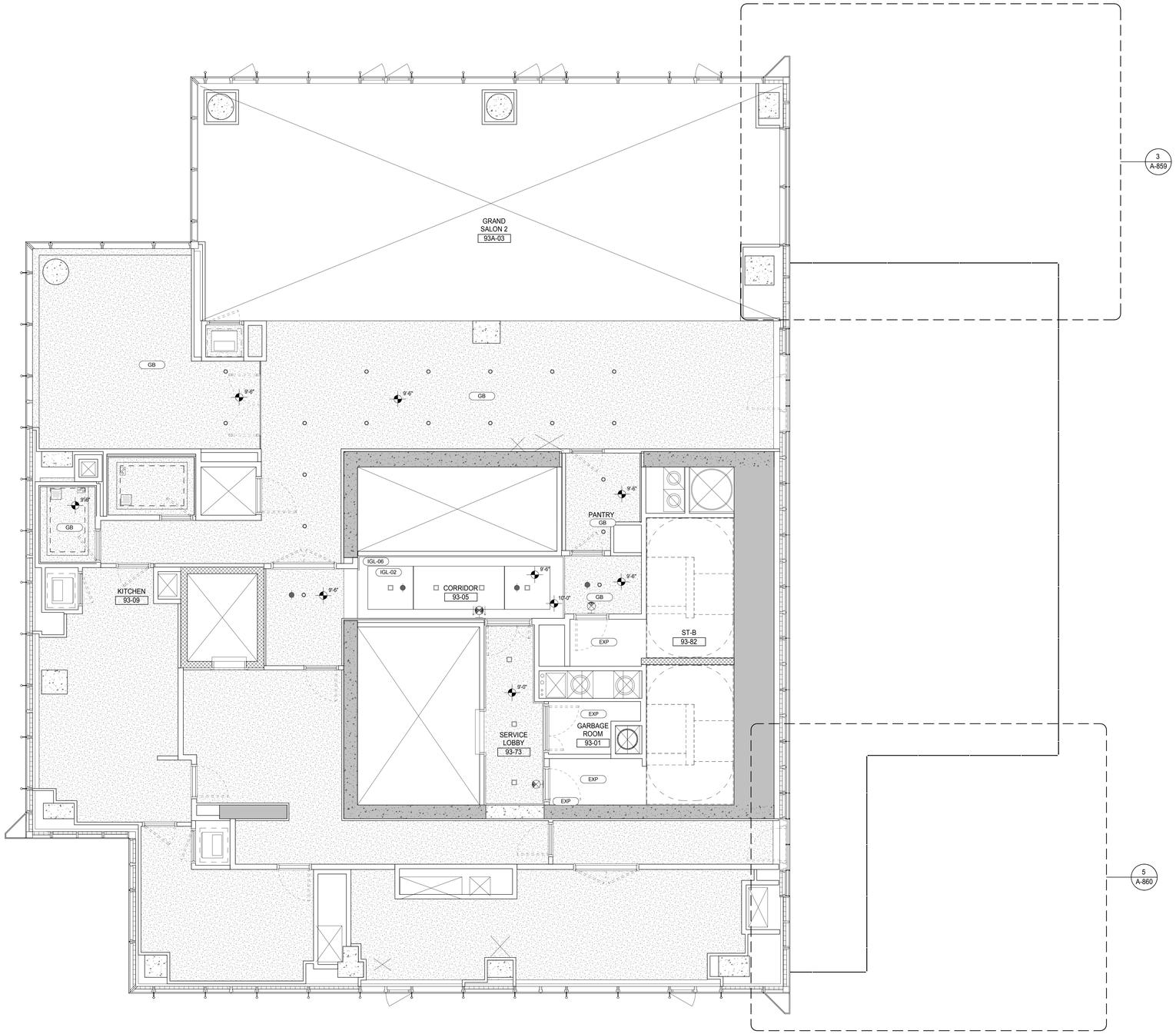

KEYNOTE LEGEND:

TAG #	DESCRIPTION

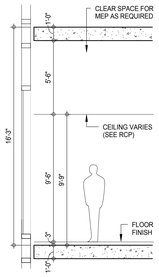

SCHEMATIC SECTION - FLOOR 93RD

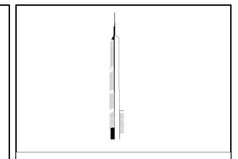

KEY PLAN:

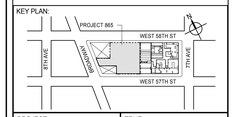

PROJECT NORTH

TRUE NORTH

DEVELOPER:
EXTELL DEVELOPMENT COMPANY
805 THIRD AVENUE, 7TH FLOOR
New York, NY 10022 USA
TEL: 212 712 6000 FAX: 212 712 6100

DESIGN ARCHITECT: Base Building Shell & Core
ADRIAN SMITH + GORDON GILL ARCHITECTURE
111 WEST MONROE STREET SUITE 2300
CHICAGO IL 60603
TEL: 312 920 1888 FAX: 312 920 1775

INTERIOR DESIGNER: Residential
Rottet Architecture and Design Studio, PLLC
298 Fifth Ave, 7th Floor
New York, NY 10001
TEL: 646 998 7000 FAX:

ARCHITECT OF RECORD: Base Building Shell, Core, & Residential
AAI ARCHITECTS, P.C.
401 Wellington St. W., 3rd Floor
Toronto, ON M5V 1E7 Canada
TEL: 416 967 1500 FAX: 416 967 7150

STRUCTURAL ENGINEERS:
WSP CANTOR SEINUK
228 EAST 45th Street
New York, NY 10017 USA
TEL: 212 687 9888 FAX: 646 487 5501

MEP ENGINEERS:
AKF GROUP
165 Broadway, 22nd Floor
New York, NY 10006 USA
TEL: 212 354 5656 FAX: 212 354 5668

GEOTECHNICAL ENGINEERS:
Langan Engineering & Environmental Services
21 Penn Plaza - 360 West 31st Street, 8th Floor
New York, NY 10001-2727
TEL: 212 479 5400 FAX: 212 479 5444

CODE CONSULTANTS:
Construction Consulting Associates
100 Church Street
New York, NY 10007
TEL: 212 385 1818 FAX: 212 385 1911

CURTAINWALL CONSULTANT:
AJLP Consulting
40 Worth Street. Suite 826
New York, NY 10013
TEL: 212 757 5659 FAX: 646 219 8508

LANDMARK/PRESERVATION CONSULTANT:
Jan Hird Pokorny Associates, Inc.
39 West 37th Street, 12A
New York, NY 10018
TEL: 212 759 6462 FAX: 212 759 6540

No.	DESCRIPTION	DATE
1	D.O.B. SUBMISSION	18 FEB 15
2	CD PROGRESS ISSUE 3	09 MAR 15
	D.O.B. SUBMISSION	27 APR 15
3	CD PROGRESS ISSUE 4	01 JUN 15
4	CD PROGRESS ISSUE 5	10 AUG 15
	D.O.B. AMENDMENT 2	21 SEP 15

/ISSUED AS: A-760 - CD PROGRESS ISSUE 4 - 01 JUN 15 //ISSUED AS: A1-391 - CD PROGRESS ISSUE 3 - 09 MAR 15//

NOT FOR BID/CONSTRUCTION

Discrepancies must be reported immediately to the Architect before proceeding. Only figured dimensions are to be used. Contractors must check all dimensions on site. This drawing is protected by copyright.

ALL DIMENSIONS ARE SHOWN IN IMPERIAL.

CONSULTANT:
AAI ARCHITECTS, P.C.

PROJECT:
217 WEST 57TH STREET
NEW YORK, NY

DRAWING TITLE:
93RD FLOOR REFLECTED CEILING PLAN (RESIDENTIAL - TIER 4)

SEAL & SIGNATURE:
REGISTERED ARCHITECT JACQUE DAVID JAMBRY No. 026881 STATE OF NEW YORK

DATE:	18 FEB 15
PROJECT No:	1216-00
DRAWN: Author	REV: 4
CHK: Checker	
SCALE: 1/4" = 1'-0"	
DWG No:	A-763.01
DOB PAGE No:	407 of 569

DOB EMPLOYEE STAMP:

DOB B-SCAN:

36" x 48" Arch E SHEET SIZE
FILE NAME: C:\Revit Local Files\EXTELL-865-AAI-TWR-CNF_Jambrim.rvt
PLOT DATE: 6/22/2015 12:55:44 PM

DEPT OF BLDGS 421263626 Job Number
E320090599 Scan Code

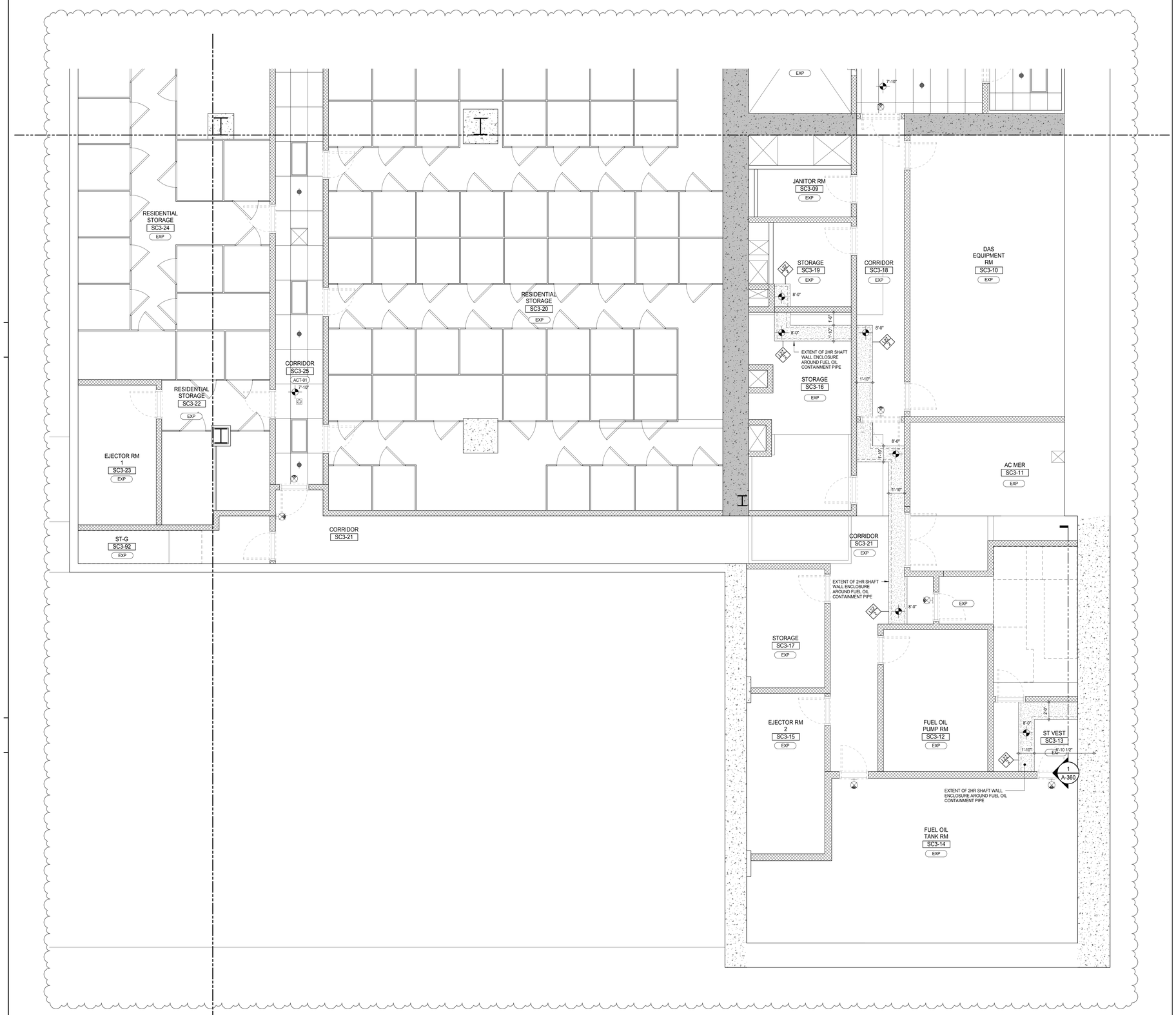

KEYNOTE LEGEND:

TAG #	DESCRIPTION
ACT-01	2'X4' ACOUSTICAL TILE CEILING



KEY PLAN:

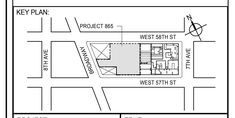

PROJECT NORTH

TRUE NORTH

DEVELOPER:
EXTELL DEVELOPMENT COMPANY
805 THIRD AVENUE, 7TH FLOOR
New York, NY 10022 USA
TEL: 212 712 6000 FAX: 212 712 6100

DESIGN ARCHITECT: Base Building Shell & Core
ADRIAN SMITH + GORDON GILL ARCHITECTURE
111 WEST MONROE STREET SUITE 2300
CHICAGO IL 60603
TEL: 312 920 1888 FAX: 312 920 1775

INTERIOR DESIGNER: Residential
Rottet Architecture and Design Studio, PLLC
298 Fifth Ave, 7th Floor
New York, NY 10001
TEL: 646 998 7000 FAX:

ARCHITECT OF RECORD: Base Building Shell, Core, & Residential
AAI ARCHITECTS, P.C.
401 Wellington St. W., 3rd Floor
Toronto, ON M5V 1E7 Canada
TEL: 416 967 1500 FAX: 416 967 7150

STRUCTURAL ENGINEERS:
WSP CANTOR SEINUK
228 EAST 45th Street
New York, NY 10017 USA
TEL: 212 687 9888 FAX: 646 487 5501

MEP ENGINEERS:
AKF GROUP
165 Broadway, 22nd Floor
New York, NY 10006 USA
TEL: 212 354 5656 FAX: 212 354 5668

GEOTECHNICAL ENGINEERS:
Langan Engineering & Environmental Services
21 Penn Plaza - 360 West 31st Street, 8th Floor
New York, NY 10001-2727
TEL: 212 479 5400 FAX: 212 479 5444

CODE CONSULTANTS:
Construction Consulting Associates
100 Church Street
New York, NY 10007
TEL: 212 385 1818 FAX: 212 385 1911

CURTAINWALL CONSULTANT:
AJLP Consulting
40 Worth Street. Suite 826
New York, NY 10013
TEL: 212 757 5659 FAX: 646 219 8508

LANDMARK/PRESERVATION CONSULTANT:
Jan Hird Pokorny Associates, Inc.
39 West 37th Street, 12A
New York, NY 10018
TEL: 212 759 6462 FAX: 212 759 6540

No.	DESCRIPTION	DATE
1	CD PROGRESS ISSUE 2	19 DEC 14
2	D.O.B. SUBMISSION	18 FEB 15
3	CD PROGRESS ISSUE 3	09 MAR 15
	D.O.B. SUBMISSION	27 APR 15
4	CD PROGRESS ISSUE 4	01 JUN 15
5	CD PROGRESS ISSUE 5	10 AUG 15
	D.O.B. AMENDMENT 2	21 SEP 15

NOT FOR BID/CONSTRUCTION

Discrepancies must be reported immediately to the Architect before proceeding. Only figured dimensions are to be used. Contractors must check all dimensions on site. This drawing is protected by copyright.

ALL DIMENSIONS ARE SHOWN IN IMPERIAL.

CONSULTANT:

AAI ARCHITECTS, P.C.

PROJECT:

217 WEST 57TH STREET
NEW YORK, NY

DRAWING TITLE:

SUB CELLAR 3 PART REFLECTED CEILING PLAN (SOUTH)

SEAL & SIGNATURE:

REGISTERED ARCHITECT ANDREW DAVID JAMIESON No. 028881 STATE OF NEW YORK

DATE:	19 DEC 14
PROJECT No:	1216-00
DRAWN: Author	REV: 5
CHK: Checker	
SCALE: 1/4" = 1'-0"	
DWG No:	A-770.01
DOB PAGE No:	408 of 569

DOB EMPLOYEE STAMP:

DOB B-SCAN:

ISSUED AS: AI-401 - CD PROGRESS ISSUE 3 - 09 MAR 15

36" x 48" Arch E SHEET SIZE

FILE NAME: C:\Bim\1-Local Files\EXTELL-865-AAI-TWR-CAP_Jsellarm.rvt
PLOT DATE: 9/22/2015 12:06:13 PM

DEPT OF BLDGS 421263825 Job Number
E522953695 Scan Code

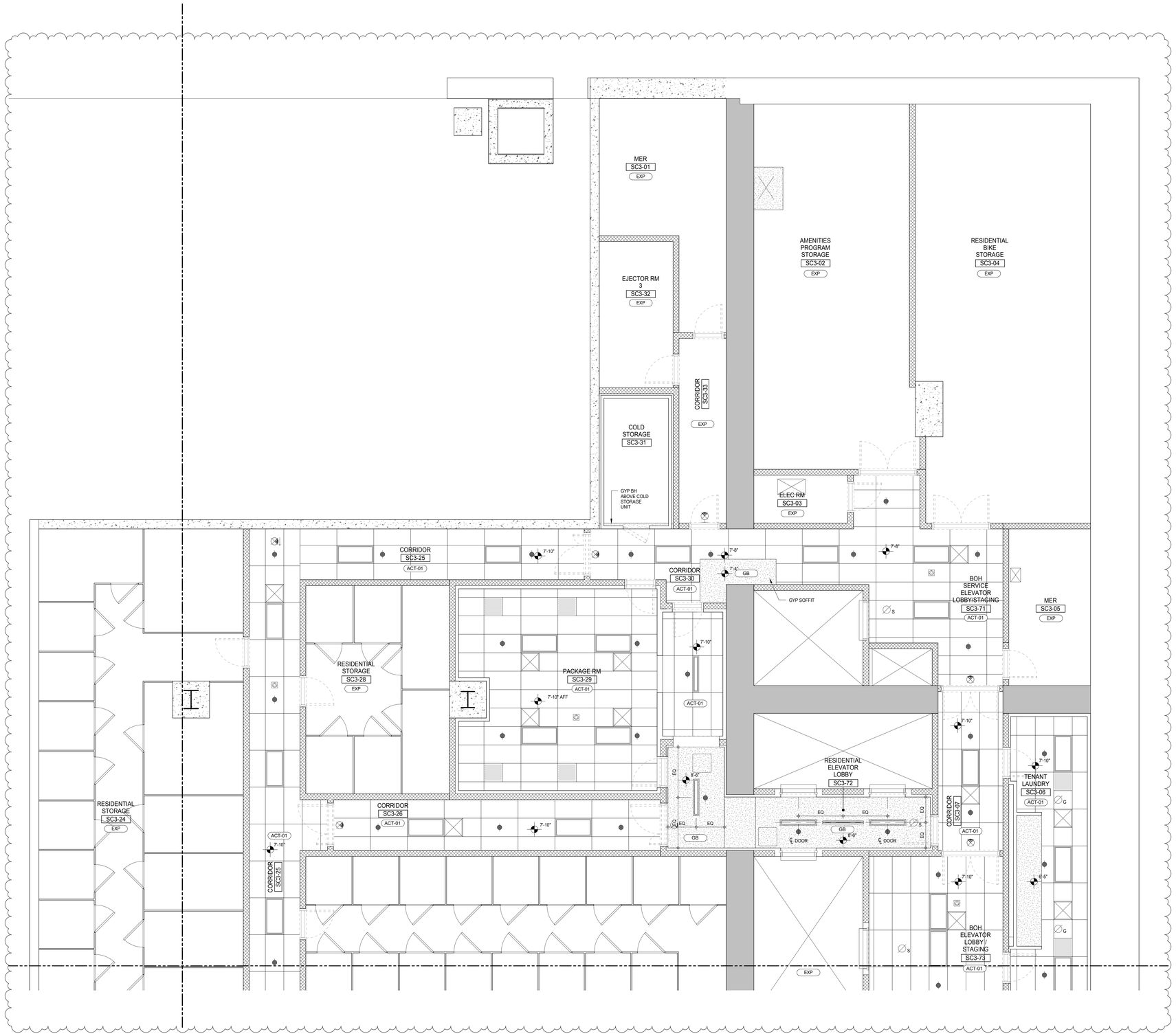

KEYNOTE LEGEND:

KEYNOTE DESCRIPTION CAL TILE CEILING

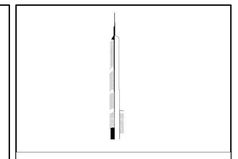

KEY PLAN:

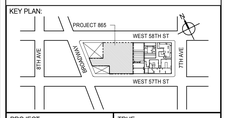

PROJECT NORTH

TRUE NORTH

DEVELOPER:
EXTELL DEVELOPMENT COMPANY
805 THIRD AVENUE, 7TH FLOOR
New York, NY 10022 USA
TEL: 212 712 6000 FAX: 212 712 6100

DESIGN ARCHITECT: Base Building Shell & Core
ADRIAN SMITH + GORDON GILL ARCHITECTURE
111 WEST MONROE STREET SUITE 2300
CHICAGO IL 60603
TEL: 312 920 1888 FAX: 312 920 1775

INTERIOR DESIGNER: Residential
Rottet Architecture and Design Studio, PLLC
298 Fifth Ave, 7th Floor
New York, NY 10001
TEL: 646 998 7000 FAX:

ARCHITECT OF RECORD: Base Building Shell, Core, & Residential
AAI ARCHITECTS, P.C.
401 Wellington St. W., 3rd Floor
Toronto, ON M5V 1E7 Canada
TEL: 416 967 1500 FAX: 416 967 7150

STRUCTURAL ENGINEERS:
WSP CANTOR SEINUK
228 EAST 45th Street
New York, NY 10017 USA
TEL: 212 687 9888 FAX: 646 487 5501

MEP ENGINEERS:
AKF GROUP
165 Broadway, 22nd Floor
New York, NY 10006 USA
TEL: 212 354 5656 FAX: 212 354 5668

GEOTECHNICAL ENGINEERS:
Langan Engineering & Environmental Services
21 Penn Plaza - 360 West 31st Street, 8th Floor
New York, NY 10001-2727
TEL: 212 479 5400 FAX: 212 479 5444

CODE CONSULTANTS:
Construction Consulting Associates
100 Church Street
New York, NY 10007
TEL: 212 385 1818 FAX: 212 385 1911

CURTAINWALL CONSULTANT:
AJLP Consulting
40 Worth Street. Suite 826
New York, NY 10013
TEL: 212 757 5659 FAX: 646 219 8508

LANDMARK/PRESERVATION CONSULTANT:
Jan Hird Pokorny Associates, Inc.
39 West 37th Street, 12A
New York, NY 10018
TEL: 212 759 6462 FAX: 212 759 6540

No.	DESCRIPTION	DATE
1	CD PROGRESS ISSUE 2	19 DEC 14
2	D.O.B. SUBMISSION	18 FEB 15
3	CD PROGRESS ISSUE 3	09 MAR 15
	D.O.B. SUBMISSION	27 APR 15
4	CD PROGRESS ISSUE 4	01 JUN 15
5	CD PROGRESS ISSUE 5	10 AUG 15
	D.O.B. AMENDMENT 2	21 SEP 15

//ISSUED AS: AI-402 - CD PROGRESS ISSUE 3 - 09 MAR 15//

NOT FOR BID/CONSTRUCTION

Discrepancies must be reported immediately to the Architect before proceeding. Only figured dimensions are to be used. Contractors must check all dimensions on site. This drawing is protected by copyright.

ALL DIMENSIONS ARE SHOWN IN IMPERIAL.

CONSULTANT:

AAI ARCHITECTS, P.C.

PROJECT:

217 WEST 57TH STREET
NEW YORK, NY

DRAWING TITLE:

SUB CELLAR 3 PART REFLECTED CEILING PLAN (NORTH)

SEAL & SIGNATURE:

REGISTERED ARCHITECT WAYNE DAVID JARRETT No. 028881 STATE OF NEW YORK

DATE:	19 DEC 14
PROJECT No:	1216-00
DRAWN: Author	REV: 5
CHK: Checker	
SCALE: 1/4" = 1'-0"	
DWG No:	**A-771.01**
DOB PAGE No:	409 of 569

DOB EMPLOYEE STAMP:

DOB B-SCAN:

36" x 48" Arch E SHEET SIZE
FILE NAME: C:\Revit Local Files\EXTELL-865-AAI-TWR-CNF_Jeanterm.rvt
PLOT DATE: 9/22/2015 5:26:42 PM

DEPT OF BLDGS 121263505 Job Number
E3S2708757-3 Scan Code

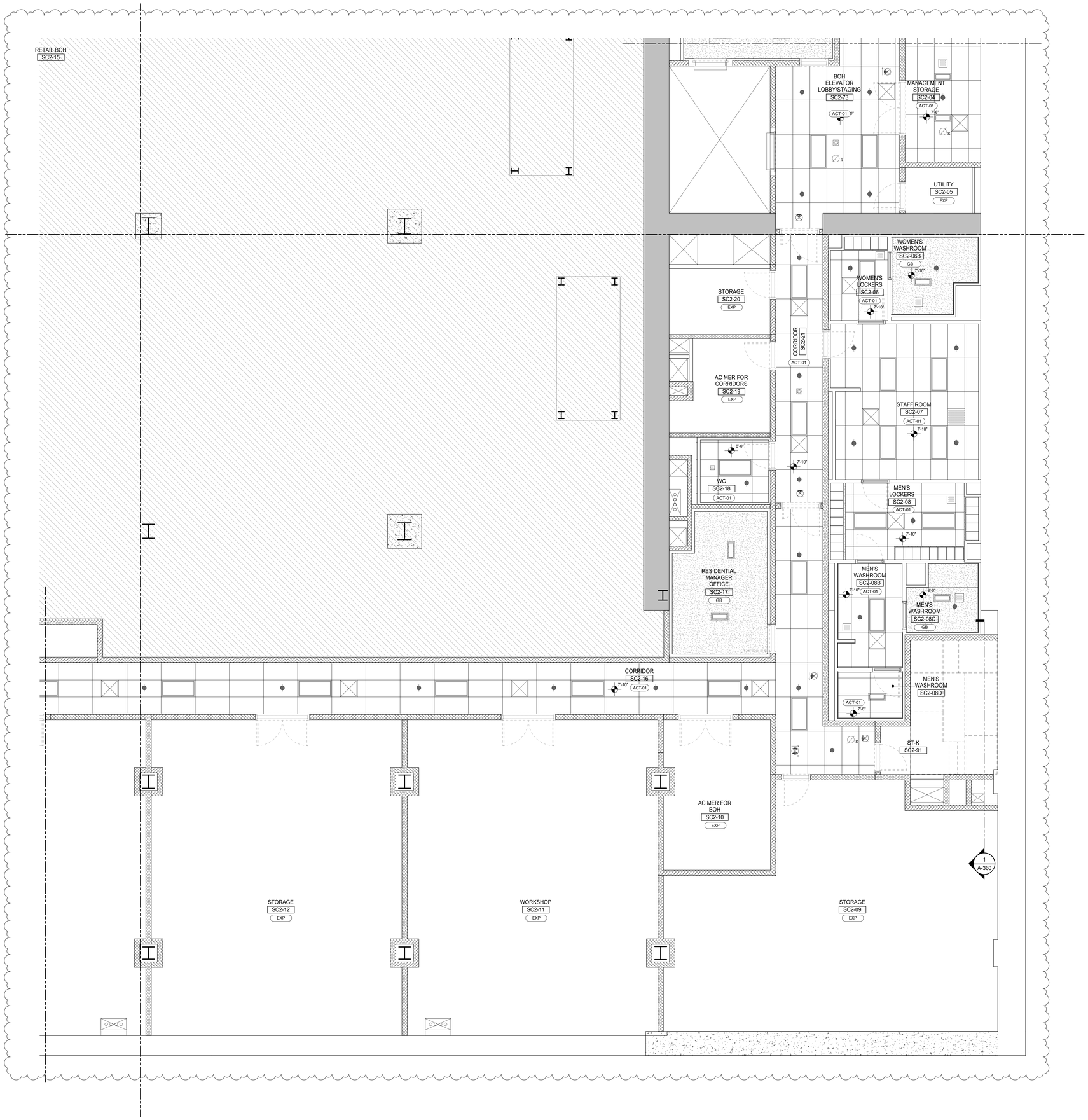

KEYNOTE LEGEND:

TAG #	DESCRIPTION
ACT-01	2'X4' ACOUSTICAL TILE CEILING

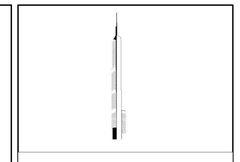

KEY PLAN:

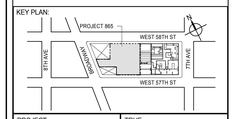

PROJECT NORTH

TRUE NORTH

DEVELOPER:
EXTELL DEVELOPMENT COMPANY
805 THIRD AVENUE, 7TH FLOOR
New York, NY 10022 USA
TEL: 212 712 6000 FAX: 212 712 6100

DESIGN ARCHITECT: Base Building Shell & Core
ADRIAN SMITH + GORDON GILL ARCHITECTURE
111 WEST MONROE STREET SUITE 2300
CHICAGO IL 60603
TEL: 312 920 1888 FAX: 312 920 1775

INTERIOR DESIGNER: Residential
Rottet Architecture and Design Studio, PLLC
298 Fifth Ave, 7th Floor
New York, NY 10001
TEL: 646 998 7000 FAX:

ARCHITECT OF RECORD: Base Building Shell, Core, & Residential
AAI ARCHITECTS, P.C.
401 Wellington St. W., 3rd Floor
Toronto, ON M5V 1E7 Canada
TEL: 416 967 1500 FAX: 416 967 7150

STRUCTURAL ENGINEERS:
WSP CANTOR SEINUK
228 EAST 45th Street
New York, NY 10017 USA
TEL: 212 687 9888 FAX: 646 487 5501

MEP ENGINEERS:
AKF GROUP
165 Broadway, 22nd Floor
New York, NY 10006 USA
TEL: 212 354 5656 FAX: 212 354 5668

GEOTECHNICAL ENGINEERS:
Langan Engineering & Environmental Services
21 Penn Plaza - 360 West 31st Street, 8th Floor
New York, NY 10001-2727
TEL: 212 479 5400 FAX: 212 479 5444

CODE CONSULTANTS:
Construction Consulting Associates
100 Church Street
New York, NY 10007
TEL: 212 385 1818 FAX: 212 385 1911

CURTAINWALL CONSULTANT:
AJLP Consulting
40 Worth Street. Suite 826
New York, NY 10013
TEL: 212 757 5659 FAX: 646 219 8508

LANDMARK/PRESERVATION CONSULTANT:
Jan Hird Pokorny Associates, Inc.
39 West 37th Street, 12A
New York, NY 10018
TEL: 212 759 6462 FAX: 212 759 6540

No.	DESCRIPTION	DATE
1	CD PROGRESS ISSUE 2	19 DEC 14
2	D.O.B. SUBMISSION	18 FEB 15
3	CD PROGRESS ISSUE 3	09 MAR 15
	D.O.B. SUBMISSION	27 APR 15
4	CD PROGRESS ISSUE 4	01 JUN 15
5	CD PROGRESS ISSUE 5	10 AUG 15
	D.O.B. AMENDMENT 2	21 SEP 15

//ISSUED AS: AI-403 - CD PROGRESS ISSUE 3 - 09 MAR 15//

NOT FOR BID/CONSTRUCTION

Discrepancies must be reported immediately to the Architect before proceeding. Only figured dimensions are to be used. Contractors must check all dimensions on site. This drawing is protected by copyright.

ALL DIMENSIONS ARE SHOWN IN IMPERIAL.

CONSULTANT:

AAI ARCHITECTS, P.C.

PROJECT:

217 WEST 57TH STREET
NEW YORK, NY

DRAWING TITLE:

SUB CELLAR 2 PART REFLECTED CELING PLAN (SOUTH-EAST)

SEAL & SIGNATURE:

REGISTERED ARCHITECT WAYNE DAVID JARRETT AS 028881 STATE OF NEW YORK

DATE:	19 DEC 14
PROJECT No:	1216-00
DRAWN: Author	REV:
CHK: Checker	5
SCALE: 1/4" = 1'-0"	
DWG No:	A-772.01
DOB PAGE No:	410 of 569

DOB EMPLOYEE STAMP:

DOB B-SCAN:

36" x 48" Arch E SHEET SIZE
FILE NAME: C:\Revit Local Files\EXTELL-865-AAI-TWR-CNF_Jarrett.rvt
PLOT DATE: 6/22/2015 5:27:05 PM

DEPT OF BLDGS 421263505 Job Number
ES1496731351 Scan Code

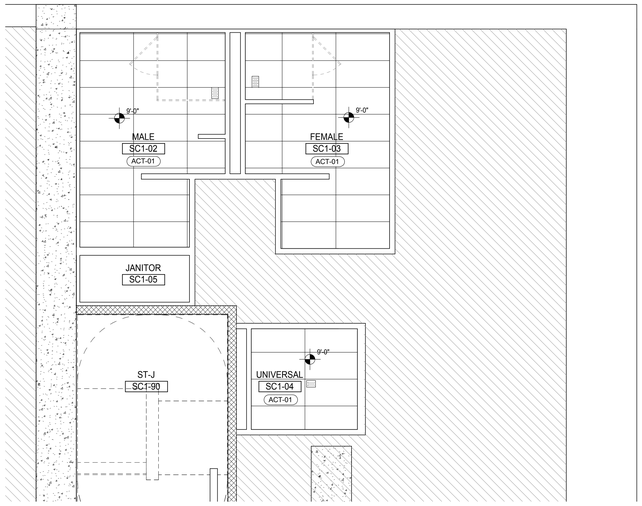

SUB CELLAR 1 REFLECTED CEILING PLAN - PARTIAL (4)

A-703
1/4" = 1'-0"

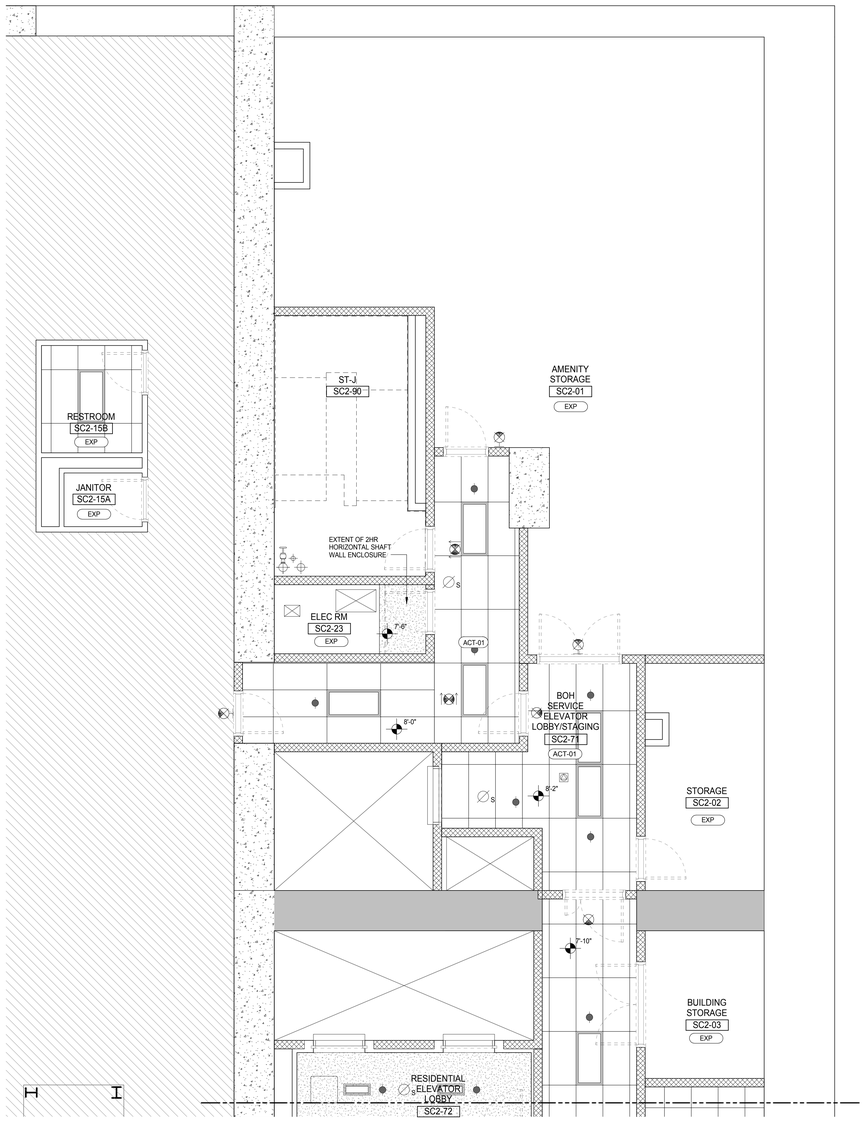

SUB CELLAR 2 REFLECTED CEILING PLAN - PARTIAL (2)

A-702
1/4" = 1'-0"

KEYNOTE LEGEND:

TAG #	DESCRIPTION
ACT-01	2'X4' ACOUSTICAL TILE CEILING

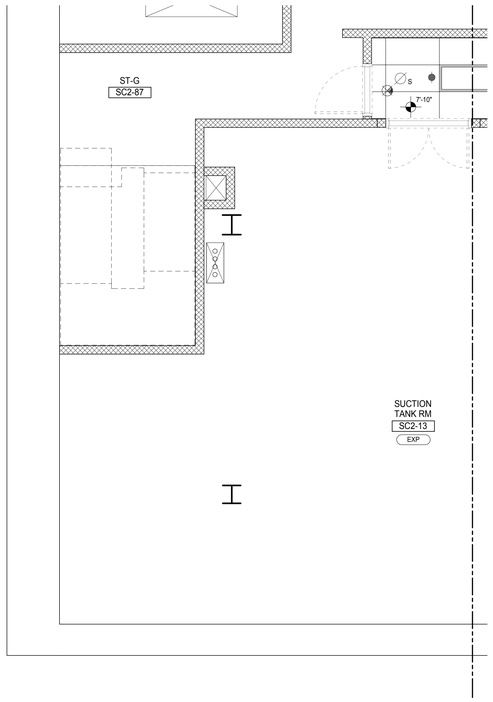

SUB CELLAR 2 REFLECTED CEILING PLAN - PARTIAL (3)

A-702
1/4" = 1'-0"

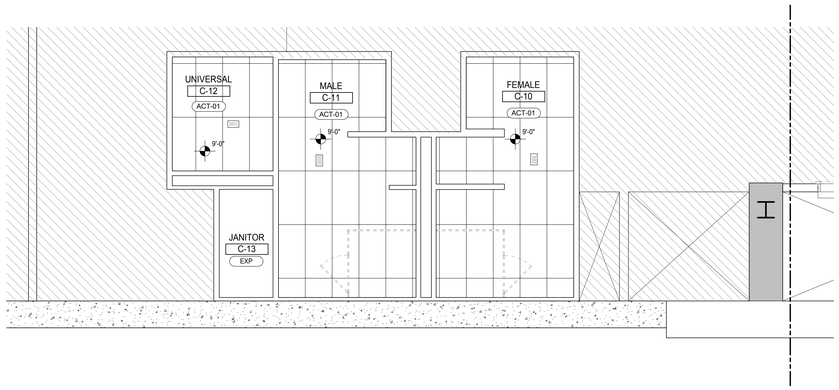

CELLAR REFLECTED CEILING PLAN - PARTIAL (1)

A-704
1/4" = 1'-0"

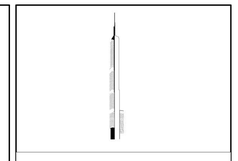

KEY PLAN:

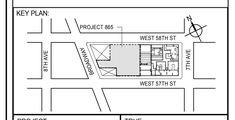

PROJECT NORTH

TRUE NORTH

DEVELOPER:
EXTELL DEVELOPMENT COMPANY
805 THIRD AVENUE, 7TH FLOOR
New York, NY 10022 USA
TEL: 212 712 6000 FAX: 212 712 6100

DESIGN ARCHITECT: Base Building Shell & Core
ADRIAN SMITH + GORDON GILL ARCHITECTURE
111 WEST MONROE STREET SUITE 2300
CHICAGO IL 60603
TEL: 312 920 1888 FAX: 312 920 1775

INTERIOR DESIGNER: Residential
Rottet Architecture and Design Studio, PLLC
298 Fifth Ave, 7th Floor
New York, NY 10001
TEL: 646 998 7000 FAX:

ARCHITECT OF RECORD: Base Building Shell, Core, & Residential
AAI ARCHITECTS, P.C.
401 Wellington St. W., 3rd Floor
Toronto, ON M5V 1E7 Canada
TEL: 416 967 1500 FAX: 416 967 7150

STRUCTURAL ENGINEERS:
WSP CANTOR SEINUK
228 EAST 45th Street
New York, NY 10017 USA
TEL: 212 687 9888 FAX: 646 487 5501

MEP ENGINEERS:
AKF GROUP
165 Broadway, 22nd Floor
New York, NY 10006 USA
TEL: 212 354 5656 FAX: 212 354 5668

GEOTECHNICAL ENGINEERS:
Langan Engineering & Environmental Services
21 Penn Plaza - 360 West 31st Street, 8th Floor
New York, NY 10001-2727
TEL: 212 479 5400 FAX: 212 479 5444

CODE CONSULTANTS:
Construction Consulting Associates
100 Church Street
New York, NY 10007
TEL: 212 385 1818 FAX: 212 385 1911

CURTAINWALL CONSULTANT:
AJLP Consulting
40 Worth Street. Suite 826
New York, NY 10013
TEL: 212 757 5659 FAX: 646 219 8508

LANDMARK/PRESERVATION CONSULTANT:
Jan Hird Pokorny Associates, Inc.
39 West 37th Street, 12A
New York, NY 10018
TEL: 212 759 6462 FAX: 212 759 6540

No.	DESCRIPTION	DATE
1	CD PROGRESS ISSUE 2	19 DEC 14
2	D.O.B. SUBMISSION	18 FEB 15
3	CD PROGRESS ISSUE 3	09 MAR 15
	D.O.B. SUBMISSION	27 APR 15
4	CD PROGRESS ISSUE 4	01 JUN 15
5	CD PROGRESS ISSUE 5	10 AUG 15
	D.O.B. AMENDMENT 2	21 SEP 15

//ISSUED AS: AI-404 - CD PROGRESS ISSUE 3 - 09 MAR 15//

NOT FOR BID/CONSTRUCTION

Discrepancies must be reported immediately to the Architect before proceeding. Only figured dimensions are to be used. Contractors must check all dimensions on site. This drawing is protected by copyright.

ALL DIMENSIONS ARE SHOWN IN IMPERIAL.

CONSULTANT:
AAI ARCHITECTS, P.C.

PROJECT:
217 WEST 57TH STREET
NEW YORK, NY

DRAWING TITLE:
PART REFLECTED CEILING PLANS

SEAL & SIGNATURE:

DATE:	19 DEC 14
PROJECT No:	1216-00
DRAWN: Author	REV:
CHK: Checker	5
SCALE: 1/4" = 1'-0"	
DWG No:	A-773.01
DOB PAGE No:	411 of 569

DOB EMPLOYEE STAMP: DOB B-SCAN:

36" x 48" Arch E SHEET SIZE
FILE NAME: C:\Revit Local Files\EXTELL-865-AAI-TWR-CNF_bullerin.rvt
PLOT DATE: 9/22/2015 12:07:32 PM

DEPT OF BLDGS 421258305 Job Number
E520041477X Scan Code

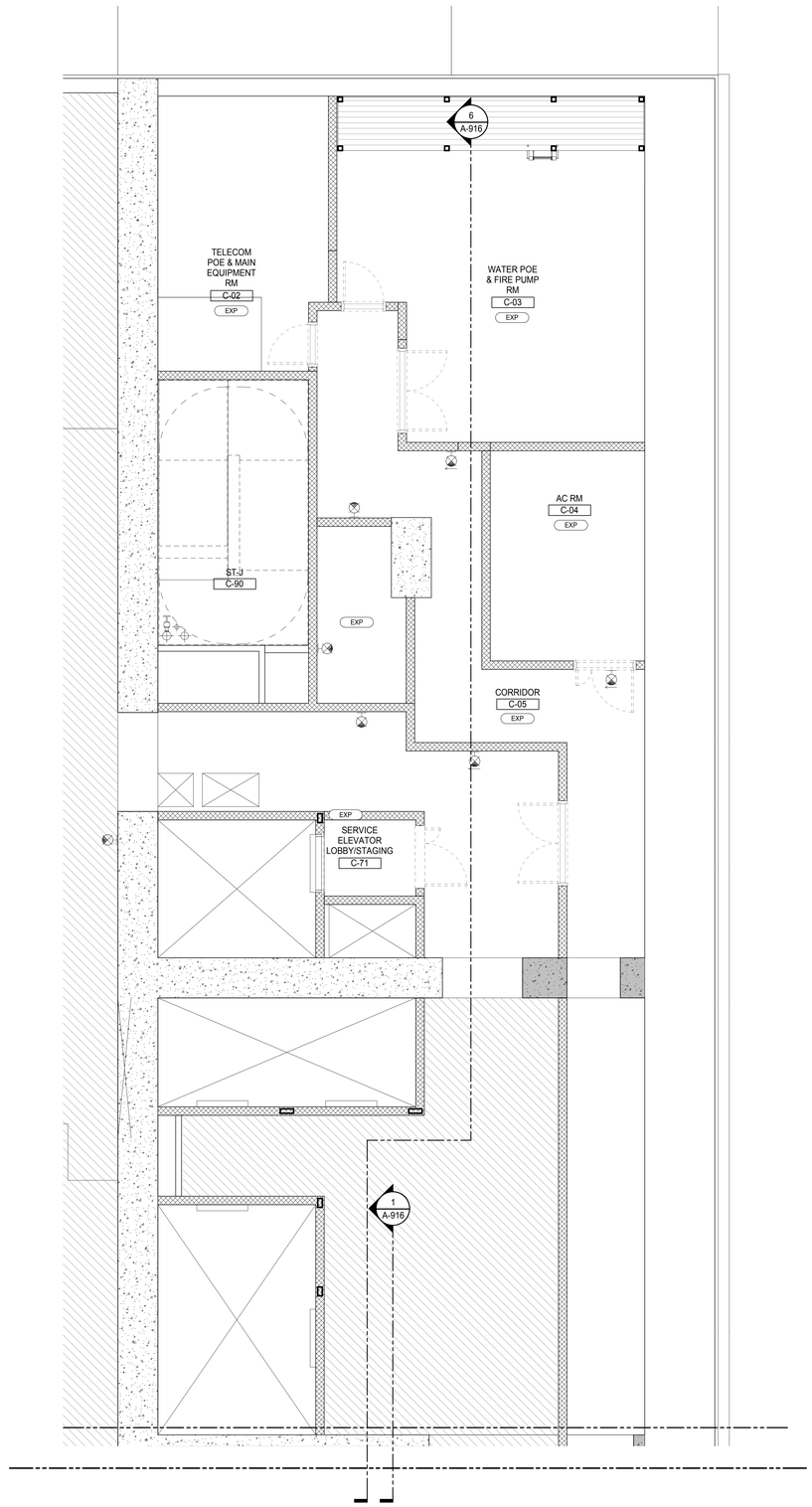

CELLAR REFLECTED CEILING PLAN - PARTIAL (2)
A-704
1/4" = 1'-0"

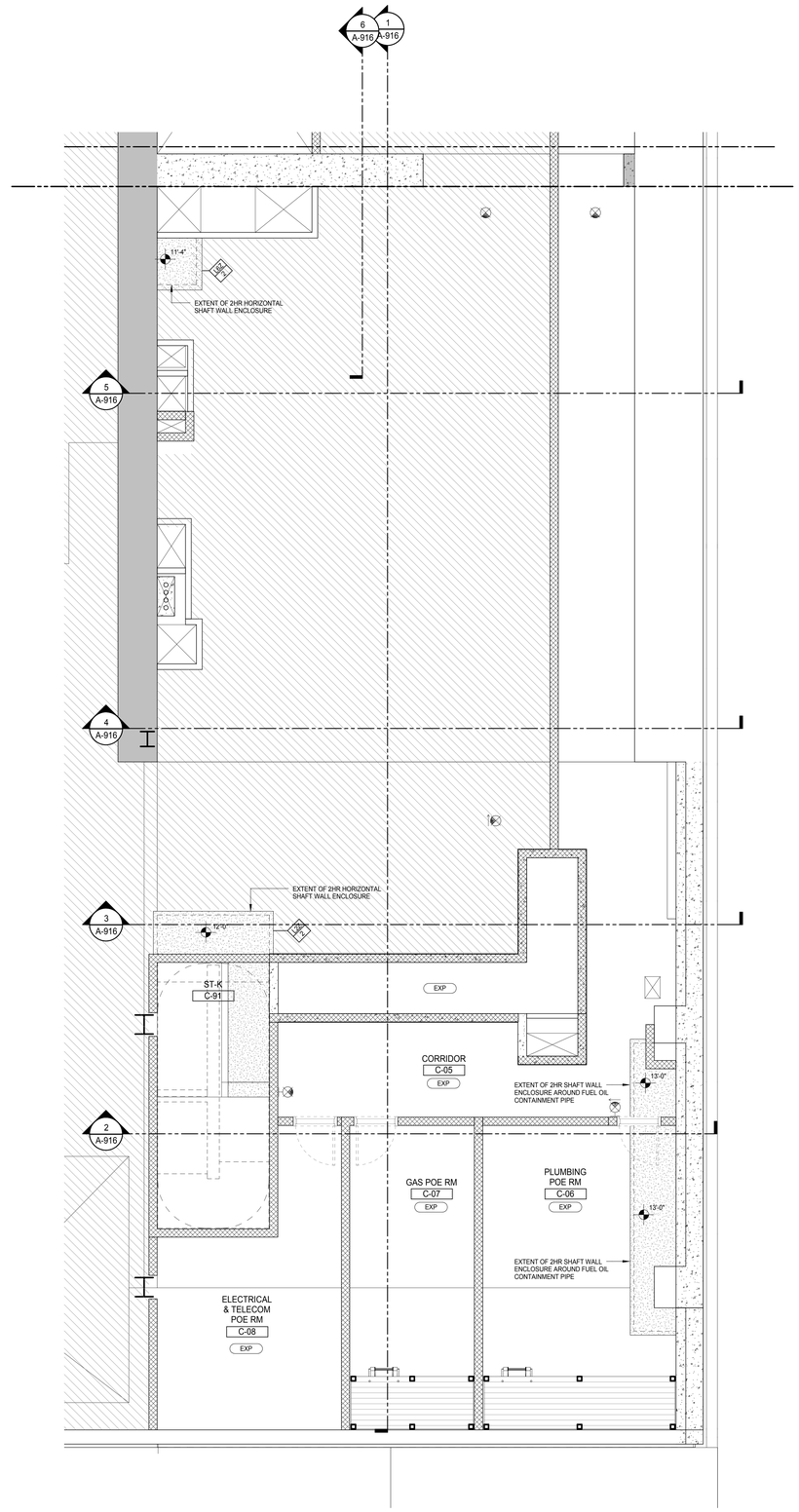

CELLAR REFLECTED CEILING PLAN - PARTIAL (1)
A-704
1/4" = 1'-0"

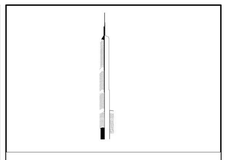

KEY PLAN:

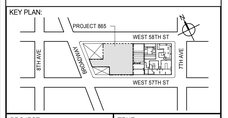

PROJECT NORTH

TRUE NORTH

DEVELOPER:
EXTELL DEVELOPMENT COMPANY
805 THIRD AVENUE, 7TH FLOOR
New York, NY 10022 USA
TEL: 212 712 6000 FAX: 212 712 6100

DESIGN ARCHITECT: Base Building Shell & Core
ADRIAN SMITH + GORDON GILL ARCHITECTURE
111 WEST MONROE STREET SUITE 2300
CHICAGO IL 60603
TEL: 312 920 1888 FAX: 312 920 1775

INTERIOR DESIGNER: Residential
Rottet Architecture and Design Studio, PLLC
298 Fifth Ave, 7th Floor
New York, NY 10001
TEL: 646 998 7000 FAX:

ARCHITECT OF RECORD: Base Building Shell, Core, & Residential
AAI ARCHITECTS, P.C.
401 Wellington St. W., 3rd Floor
Toronto, ON M5V 1E7 Canada
TEL: 416 967 1500 FAX: 416 967 7150

STRUCTURAL ENGINEERS:
WSP CANTOR SEINUK
228 EAST 45th Street
New York, NY 10017 USA
TEL: 212 687 9888 FAX: 646 487 5501

MEP ENGINEERS:
AKF GROUP
165 Broadway, 22nd Floor
New York, NY 10006 USA
TEL: 212 354 5656 FAX: 212 354 5668

GEOTECHNICAL ENGINEERS:
Langan Engineering & Environmental Services
21 Penn Plaza - 360 West 31st Street, 8th Floor
New York, NY 10001-2727
TEL: 212 479 5400 FAX: 212 479 5444

CODE CONSULTANTS:
Construction Consulting Associates
100 Church Street
New York, NY 10007
TEL: 212 385 1818 FAX: 212 385 1911

CURTAINWALL CONSULTANT:
AJLP Consulting
40 Worth Street. Suite 826
New York, NY 10013
TEL: 212 757 5659 FAX: 646 219 8508

LANDMARK/PRESERVATION CONSULTANT:
Jan Hird Pokorny Associates, Inc.
39 West 37th Street, 12A
New York, NY 10018
TEL: 212 759 6462 FAX: 212 759 6540

No.	DESCRIPTION	DATE
1	CD PROGRESS ISSUE 2	19 DEC 14
2	CD PROGRESS ISSUE 3	09 MAR 15
	D.O.B. SUBMISSION	27 APR 15
3	CD PROGRESS ISSUE 4	01 JUN 15
4	CD PROGRESS ISSUE 5	10 AUG 15
	D.O.B. AMENDMENT 2	21 SEP 15

/ISSUED AS: AI-405 - CD PROGRESS ISSUE 3 - 09 MAR 15/

NOT FOR BID/CONSTRUCTION

Discrepancies must be reported immediately to the Architect before proceeding. Only figured dimensions are to be used. Contractors must check all dimensions on site. This drawing is protected by copyright.

ALL DIMENSIONS ARE SHOWN IN IMPERIAL.

CONSULTANT:
AAI ARCHITECTS, P.C.

PROJECT:
217 WEST 57TH STREET
NEW YORK, NY

DRAWING TITLE:
CELLAR PART REFLECTED CEILING PLAN

SEAL & SIGNATURE:

DATE:	19 DEC 14
PROJECT No:	1216-00
DRAWN: Author	REV:
CHK: Checker	4
SCALE: 1/4" = 1'-0"	
DWG No:	A-774.01
DOB PAGE No:	412 of 569

DOB EMPLOYEE STAMP:

DOB B-SCAN:

36" x 48" Arch E SHEET SIZE
FILE NAME: C:\Revit Local Files\EXTELL-865-AAI-TWR-CNE_hardarm.rvt
PLOT DATE: 9/22/2015 12:07:58 PM

DEPT OF BLDGS 421263626 Job Number
E300103364 Scan Code

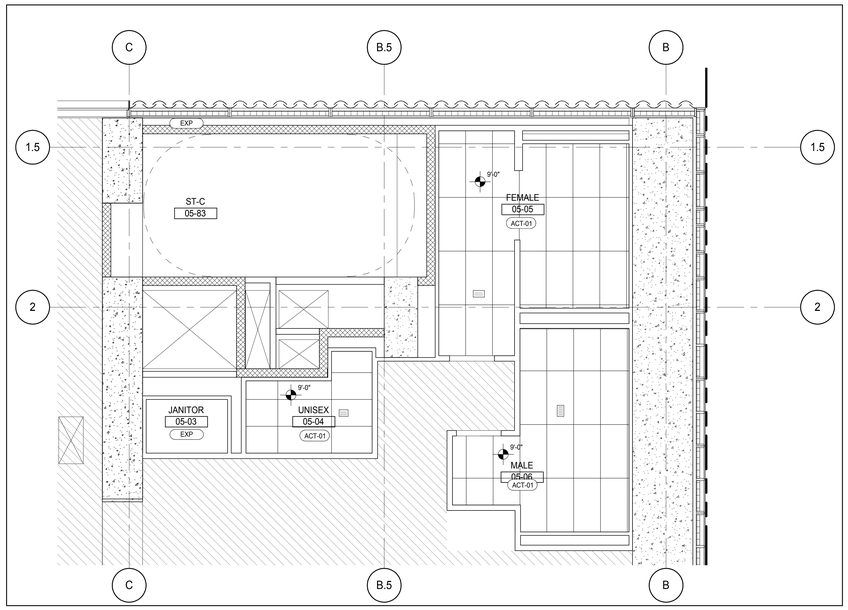

5TH FLOOR REFLECTED CEILING PLAN - PARTIAL (3)

A-710
1/4" = 1'-0"

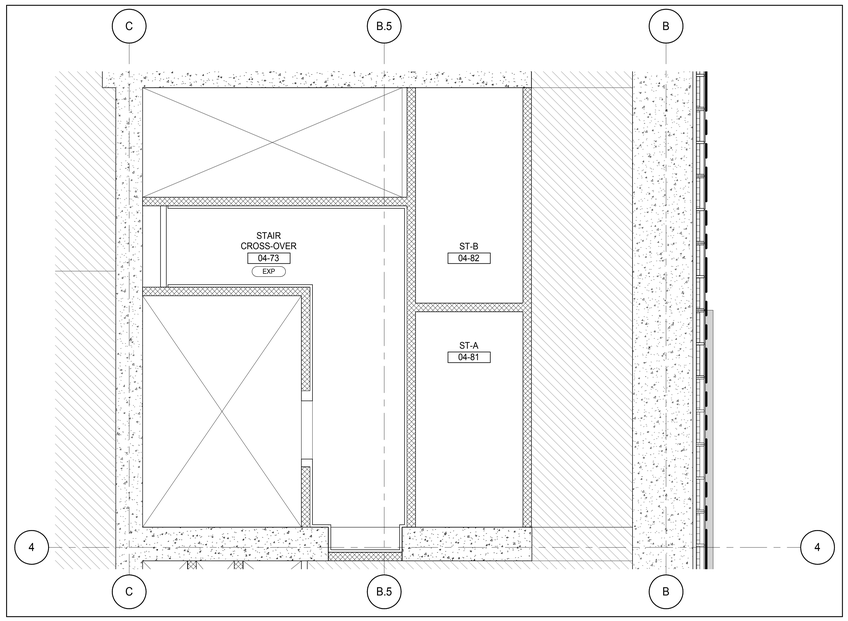

4TH FLOOR REFLECTED CEILING PLAN - PARTIAL (2)

A-709
1/4" = 1'-0"

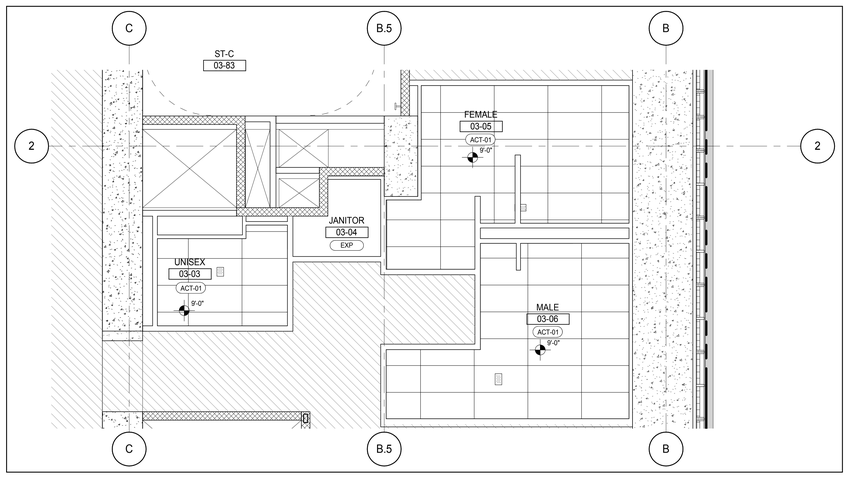

3RD FLOOR REFLECTED CEILING PLAN - PARTIAL (1)

A-708
1/4" = 1'-0"

KEYNOTE LEGEND:

TAG #	DESCRIPTION
ACT-01	2'X4' ACOUSTICAL TILE CEILING

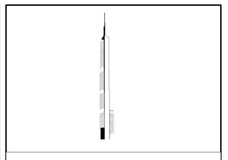

KEY PLAN:

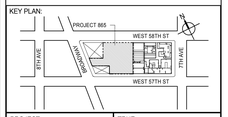

PROJECT NORTH:

TRUE NORTH:

DEVELOPER:
EXTELL DEVELOPMENT COMPANY
805 THIRD AVENUE, 7TH FLOOR
New York, NY 10022 USA
TEL: 212 712 6000 FAX: 212 712 6100

DESIGN ARCHITECT: Base Building Shell & Core
ADRIAN SMITH + GORDON GILL ARCHITECTURE
111 WEST MONROE STREET SUITE 2300
CHICAGO IL 60603
TEL: 312 920 1888 FAX: 312 920 1775

INTERIOR DESIGNER: Residential
Rottet Architecture and Design Studio, PLLC
298 Fifth Ave, 7th Floor
New York, NY 10001
TEL: 646 998 7000 FAX:

ARCHITECT OF RECORD: Base Building Shell, Core, & Residential
AAI ARCHITECTS, P.C.
401 Wellington St. W., 3rd Floor
Toronto, ON M5V 1E7 Canada
TEL: 416 967 1500 FAX: 416 967 7150

STRUCTURAL ENGINEERS:
WSP CANTOR SEINUK
228 EAST 45th Street
New York, NY 10017 USA
TEL: 212 687 9888 FAX: 646 487 5501

MEP ENGINEERS:
AKF GROUP
165 Broadway, 22nd Floor
New York, NY 10006 USA
TEL: 212 354 5656 FAX: 212 354 5668

GEOTECHNICAL ENGINEERS:
Langan Engineering & Environmental Services
21 Penn Plaza - 360 West 31st Street, 8th Floor
New York, NY 10001-2727
TEL: 212 479 5400 FAX: 212 479 5444

CODE CONSULTANTS:
Construction Consulting Associates
100 Church Street
New York, NY 10007
TEL: 212 385 1818 FAX: 212 385 1911

CURTAINWALL CONSULTANT:
AJLP Consulting
40 Worth Street. Suite 826
New York, NY 10013
TEL: 212 757 5659 FAX: 646 219 8508

LANDMARK/PRESERVATION CONSULTANT:
Jan Hird Pokorny Associates, Inc.
39 West 37th Street, 12A
New York, NY 10018
TEL: 212 759 6462 FAX: 212 759 6540

No.	DESCRIPTION	DATE
1	CD PROGRESS ISSUE 2	19 DEC 14
2	D.O.B. SUBMISSION	18 FEB 15
3	CD PROGRESS ISSUE 3	09 MAR 15
	D.O.B. SUBMISSION	27 APR 15
4	CD PROGRESS ISSUE 4	01 JUN 15
5	CD PROGRESS ISSUE 5	10 AUG 15
	D.O.B. AMENDMENT 2	21 SEP 15

//ISSUED AS: AI-407 - CD PROGRESS ISSUE 3 - 09 MAR 15//

NOT FOR BID/CONSTRUCTION

Discrepancies must be reported immediately to the Architect before proceeding. Only figured dimensions are to be used. Contractors must check all dimensions on site. This drawing is protected by copyright.

ALL DIMENSIONS ARE SHOWN IN IMPERIAL.

CONSULTANT:
AAI ARCHITECTS, P.C.

PROJECT:
217 WEST 57TH STREET
NEW YORK, NY

DRAWING TITLE:
PART REFLECTED CEILING PLANS

SEAL & SIGNATURE:
REGISTERED ARCHITECT ADRIAN DAVID JAMES AA 028581 STATE OF NEW YORK

DATE:	19 DEC 14
PROJECT No:	1216-00
DRAWN: Author	REV:
CHK: Checker	5
SCALE: 1/4" = 1'-0"	
DWG No:	A-776.01
DOB PAGE No:	413 of 569

DOB EMPLOYEE STAMP:

DOB B-SCAN:

36" x 48" Arch E SHEET SIZE
FILE NAME: C:\Revit Local Files\EXTELL-865-AAI-TYWI-CNF_Jwalbrim.rvt
PLOT DATE: 9/22/2015 12:08:22 PM

DEPT OF BLDGS 421263505 Job Number
E503635948 Scan Code

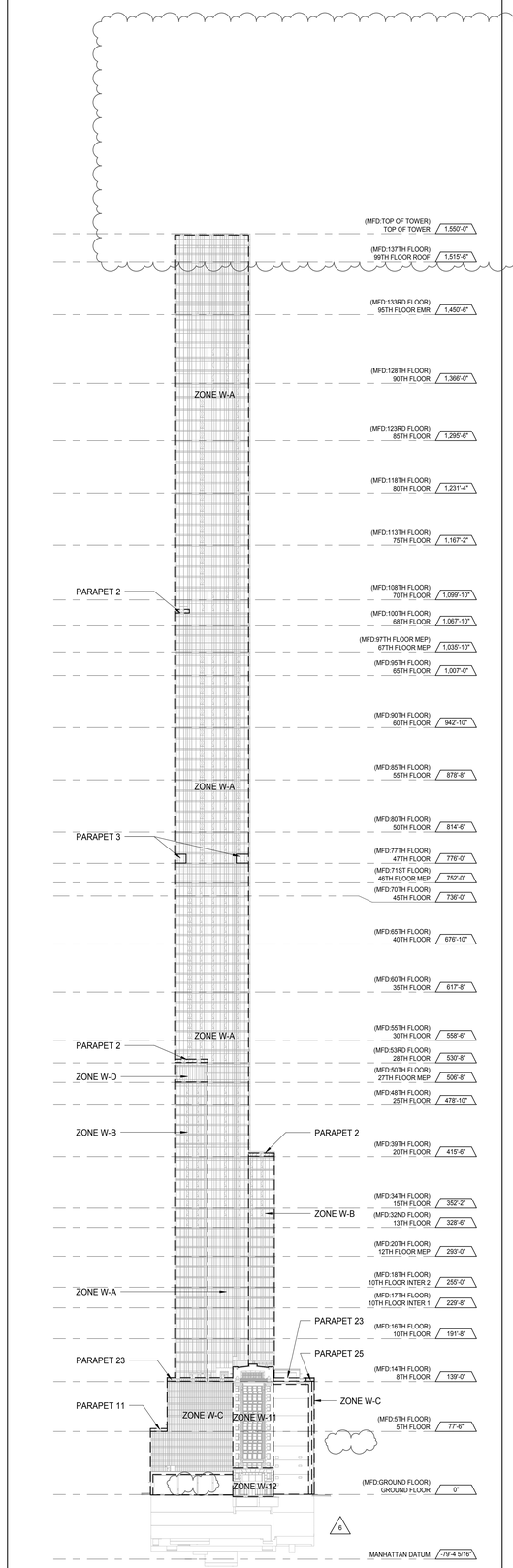

WEST ELEVATION 4
1/64" = 1'-0"

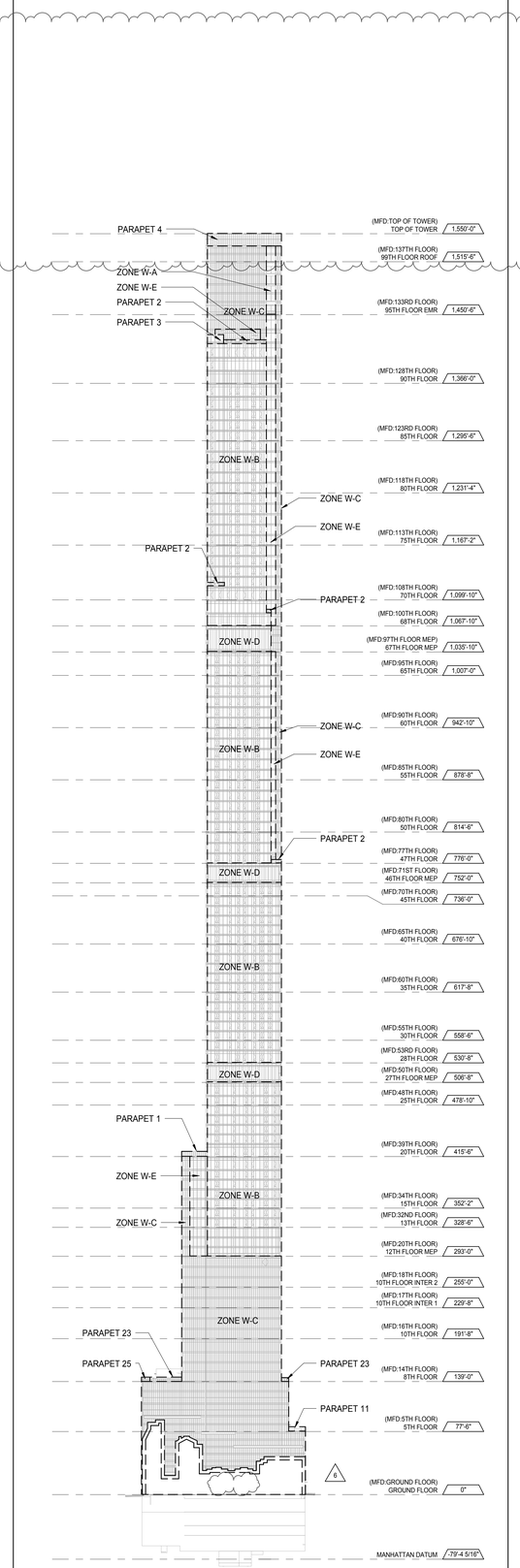

EAST ELEVATION 3
1/64" = 1'-0"

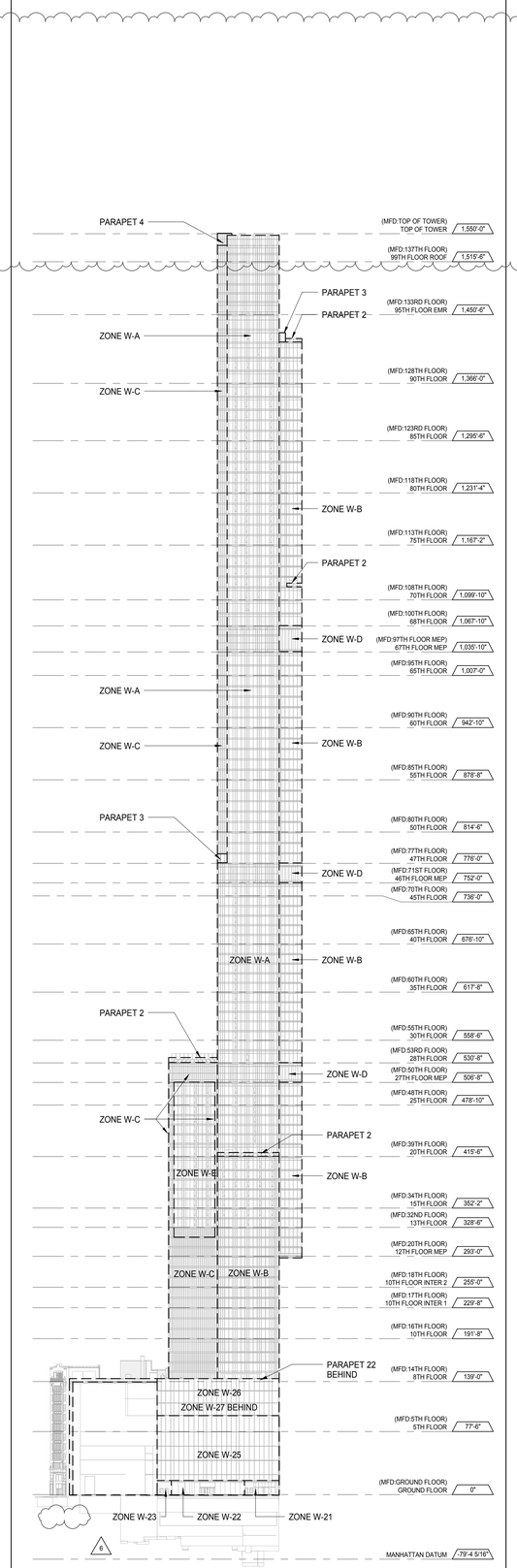

SOUTH ELEVATION 2
1/64" = 1'-0"

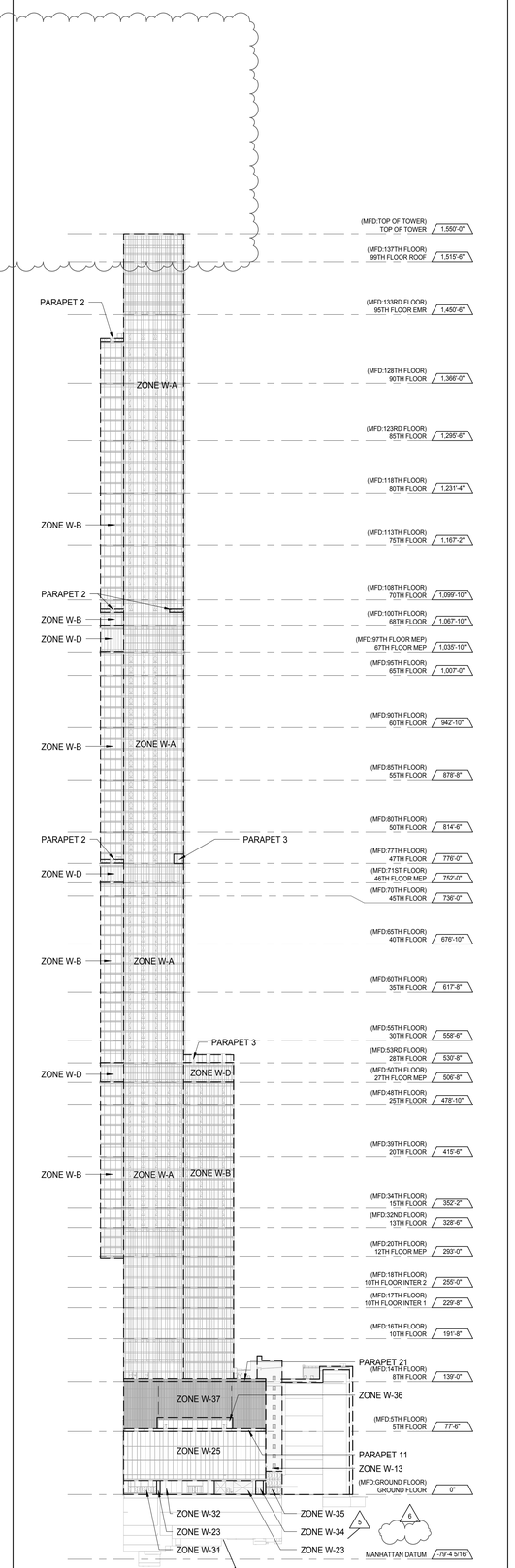

NORTH ELEVATION 1
1/64" = 1'-0"

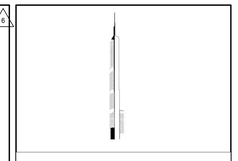

KEY PLAN:

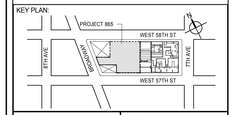

PROJECT NORTH | TRUE NORTH

DEVELOPER:
EXTELL DEVELOPMENT COMPANY
805 THIRD AVENUE, 7TH FLOOR
New York, NY 10022 USA
TEL: 212 712 6000 FAX: 212 712 6100

DESIGN ARCHITECT: Base Building Shell & Core
ADRIAN SMITH + GORDON GILL ARCHITECTURE
111 WEST MONROE STREET SUITE 2300
CHICAGO IL 60603
TEL: 312 920 1888 FAX: 312 920 1775

INTERIOR DESIGNER: Residential
Rottet Architecture and Design Studio, PLLC
298 Fifth Ave, 7th Floor
New York, NY 10001
TEL: 646 998 7000 FAX:

ARCHITECT OF RECORD: Base Building Shell, Core, & Residential
AAI ARCHITECTS, P.C.
401 Wellington St. W., 3rd Floor
Toronto, ON M5V 1E7 Canada
TEL: 416 967 1500 FAX: 416 967 7150

STRUCTURAL ENGINEERS:
WSP CANTOR SEINUK
228 EAST 45th Street
New York, NY 10017 USA
TEL: 212 687 9888 FAX: 646 487 5501

MEP ENGINEERS:
AKF GROUP
165 Broadway, 22nd Floor
New York, NY 10006 USA
TEL: 212 354 5656 FAX: 212 354 5668

GEOTECHNICAL ENGINEERS:
Langan Engineering & Environmental Services
21 Penn Plaza - 360 West 31st Street, 8th Floor
New York, NY 10001-2727
TEL: 212 479 5400 FAX: 212 479 5444

CODE CONSULTANTS:
Construction Consulting Associates
100 Church Street
New York, NY 10007
TEL: 212 385 1818 FAX: 212 385 1911

CURTAINWALL CONSULTANT:
AJLP Consulting
40 Worth Street. Suite 826
New York, NY 10013
TEL: 212 757 5659 FAX: 646 219 8508

LANDMARK/PRESERVATION CONSULTANT:
Jan Hird Pokorny Associates, Inc.
39 West 37th Street, 12A
New York, NY 10018
TEL: 212 759 6462 FAX: 212 759 6540

No.	DESCRIPTION	DATE
1	CD PROGRESS ISSUE 1	15 OCT 14
2	CD PROGRESS ISSUE 2	19 DEC 14
3	D.O.B. SUBMISSION	18 FEB 15
4	CD PROGRESS ISSUE 3	09 MAR 15
	D.O.B. SUBMISSION	27 APR 15
5	CD PROGRESS ISSUE 4	01 JUN 15
6	CD PROGRESS ISSUE 5	10 AUG 15
	D.O.B. AMENDMENT 2	21 SEP 15

0 32' - 0" 64' - 0" 128' - 0"

NOT FOR BID/CONSTRUCTION

Discrepancies must be reported immediately to the Architect before proceeding. Only figured dimensions are to be used. Contractors must check all dimensions on site. This drawing is protected by copyright.

ALL DIMENSIONS ARE SHOWN IN IMPERIAL.

CONSULTANT:
AAI ARCHITECTS, P.C.

PROJECT:
217 WEST 57TH STREET
NEW YORK, NY

DRAWING TITLE:
CURTAIN WALL ZONES

SEAL & SIGNATURE:
REGISTERED ARCHITECT WILLIAM DAVID JAMESON No. 028881 STATE OF NEW YORK

DATE:	15 OCT 14
PROJECT No:	1216-00
DRAWN: Author	REV:
CHK: Checker	6
SCALE: 1/64" = 1'-0"	
DWG No:	A-801.01
DOB PAGE No:	414 of 569

DOB EMPLOYEE STAMP: DOB B-SCAN:

36" x 48" Arch E SHEET SIZE
FILE NAME: C:\Revit Local Files\EXTELL-865-AAI-TWR-CNF_hadleim.rvt
PLOT DATE: 9/22/2015 12:31:11 PM

EXTERIOR DOOR SCHEDULE

LEVEL	DOOR NUMBER	TYPE	WIDTH	HEIGHT
GROUND FLOOR	E01-01	E3	3'-6"	7'-0"
GROUND FLOOR	E01-05A	E2	7'-9"	9'-0"
GROUND FLOOR	E01-05B	E2	7'-9"	9'-0"
GROUND FLOOR	E01-05C	E2	7'-9"	9'-0"
GROUND FLOOR	E01-05D	E2	7'-9"	9'-0"
GROUND FLOOR	E01-05E	E2	6'-4"	9'-0"
GROUND FLOOR	E01-05G	E2	6'-4"	9'-0"
GROUND FLOOR	E01-05H	E2	6'-4"	9'-0"
GROUND FLOOR	E01-05J	E2	7'-9"	9'-0"
GROUND FLOOR	E01-05K	E2	7'-9"	9'-0"
GROUND FLOOR	E01-05L	E2	6'-4"	9'-0"
GROUND FLOOR	E01-05M	E2	6'-4"	9'-0"
GROUND FLOOR	E01-06	E3	3'-6"	7'-6"
GROUND FLOOR	E01-07	E3	3'-6"	7'-6"
GROUND FLOOR	E01-11	E3	3'-6"	7'-6"
GROUND FLOOR	E01-12	E3	3'-6"	7'-6"
GROUND FLOOR	E01-13	E3	3'-6"	7'-6"
GROUND FLOOR	E01-14A	E3	3'-0"	7'-6"
GROUND FLOOR	E01-14B	E3	3'-0"	7'-6"
GROUND FLOOR	E01-14C	E12	8'-0"	8'-0"
GROUND FLOOR	E01-14D	E12	8'-0"	8'-0"
GROUND FLOOR	E01-15	E3	3'-6"	7'-0"
GROUND FLOOR	E01-16	E2	3'-0"	9'-0"
GROUND FLOOR	E01-18	E2	3'-0"	9'-0"
GROUND FLOOR	E01-19	E4	3'-0"	8'-0"
GROUND FLOOR	E01-24A	E2	3'-6"	9'-0"
GROUND FLOOR	E01-24B	E2	3'-6"	9'-0"
GROUND FLOOR	E01-24C	E2	7'-9"	9'-0"
GROUND FLOOR	E01-065F	E2	6'-4"	9'-0"
GROUND FLOOR	E01-73A	E4	6'-0"	7'-0"
GROUND FLOOR	E01-73B	E4	6'-0"	9'-0"
GROUND FLOOR	E01-75A	E4	6'-0"	8'-0"
GROUND FLOOR	E01-75B	E4	6'-0"	9'-0"
GROUND FLOOR	E01-89	E3	3'-0"	7'-6"
LEVEL 02	E02-85	E3	3'-6"	7'-0"
LEVEL 05	E05-01A	E3	3'-0"	8'-0"
LEVEL 05	E05-01B	E3	3'-0"	8'-0"
LEVEL 06	E06-25	E4	5'-0"	7'-6"
LEVEL 08	E08-01	E5	3'-0"	8'-0"
LEVEL 08	E08-02	E6	3'-0"	8'-0"
LEVEL 08	E08-03	E7	3'-0"	8'-0"
LEVEL 08	E08-04A	E11	3'-6"	8'-0"
LEVEL 08	E08-04B	E11	3'-6"	8'-0"
LEVEL 08	E08-05	E11	0"	0"
LEVEL 08	E08-05A	E11	0"	0"
LEVEL 08	E08-12C	E11	3'-6"	8'-0"
LEVEL 08	E08-13	E7	3'-0"	8'-0"
LEVEL 08	E08-18	E7	3'-0"	8'-0"
LEVEL 08	E08-30A	E7	3'-0"	8'-0"
LEVEL 08	E08-30B	E5	3'-0"	8'-0"
LEVEL 08	E08-30C	E5	3'-0"	8'-0"
LEVEL 08	E08-30D	E6	3'-0"	8'-0"
LEVEL 08	E08-30E	E6	3'-0"	8'-0"
LEVEL 08	E08-30F	E5	3'-0"	8'-0"
LEVEL 08	E08-83	E6	3'-0"	8'-0"
LEVEL 08	E08-84B	E11	3'-0 1/2"	8'-0"
LEVEL 08	E08-85A	E11	3'-6 1/2"	7'-0"
LEVEL 08	E08-85B	E11	3'-0"	7'-0"
LEVEL 08	E08-86A	E11	0"	0"
LEVEL 08	E08-87	E11	0"	0"
LEVEL 08	E08-87A	E11	0"	0"
LEVEL 20	E20-01	E9	4'-10"	8'-0"
LEVEL 20	E20-02	E9	4'-10"	8'-0"
LEVEL 28	E28-01	E6	3'-0"	8'-0"
LEVEL 28	E28-02	E6	3'-0"	8'-0"
LEVEL 47	E47-01	E9	4'-10"	8'-0"
LEVEL 47	E47-02	E9	3'-10"	8'-0"
LEVEL 47	E47-03	E10	3'-4"	8'-0"
LEVEL 47	E47-04	E9	3'-0"	8'-0"
LEVEL 69	E69-01	E9	4'-10"	8'-0"
LEVEL 69	E69-03	E10	3'-4"	8'-0"
LEVEL 71	E71-01	E8	3'-1"	8'-0"
LEVEL 71	E71-02	E10	4'-10"	8'-0"
LEVEL 93	E93-01	E11	3'-0"	8'-0"
LEVEL 93	E93-02	E11	3'-0"	8'-0"
LEVEL 99	E99-02	E3	3'-6"	7'-6"
LEVEL 99	E99-03	E3	3'-6"	7'-6"

KEYNOTE LEGEND:

TAG #	DESCRIPTION
TIS-2	SEMI-RIGID INSULATION - MINERAL WOOL - 2" R-VALUE: 8.4 U-VALUE: 0.12
TIS-3	SEMI-RIGID INSULATION - MINERAL WOOL - 3" R-VALUE: 12.6 U-VALUE: 0.08
TIS-04	SEMI-RIGID INSULATION - MINERAL WOOL - 4" R-VALUE: 16.8 U-VALUE: 0.60
TIS-6	SEMI-RIGID INSULATION - MINERAL WOOL - 6" R-VALUE: 25.2 U-VALUE: 0.04
TIR-02	RIGID INSULATION - 2" R-VALUE: 10 U-VALUE: 0.1
TIR-03	RIGID INSULATION - 3" R-VALUE: 15 U-VALUE: 0.07
TIR-04	RIGID INSULATION - 4" R-VALUE: 20 U-VALUE: 0.05
TIR-05	RIGID INSULATION - 5" R-VALUE: 25 U-VALUE: 0.04

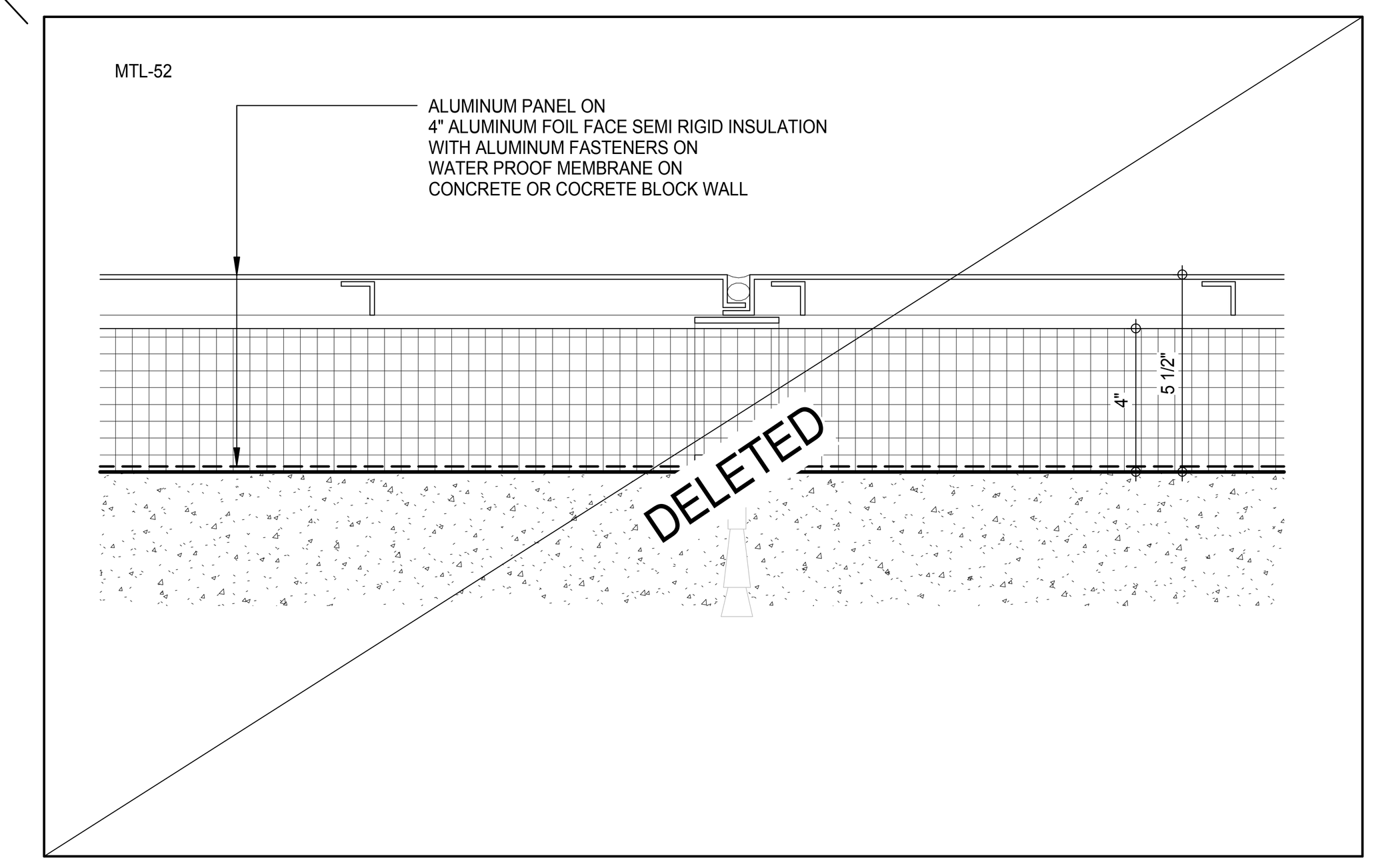

MTL-52 (11)

3" = 1'-0"

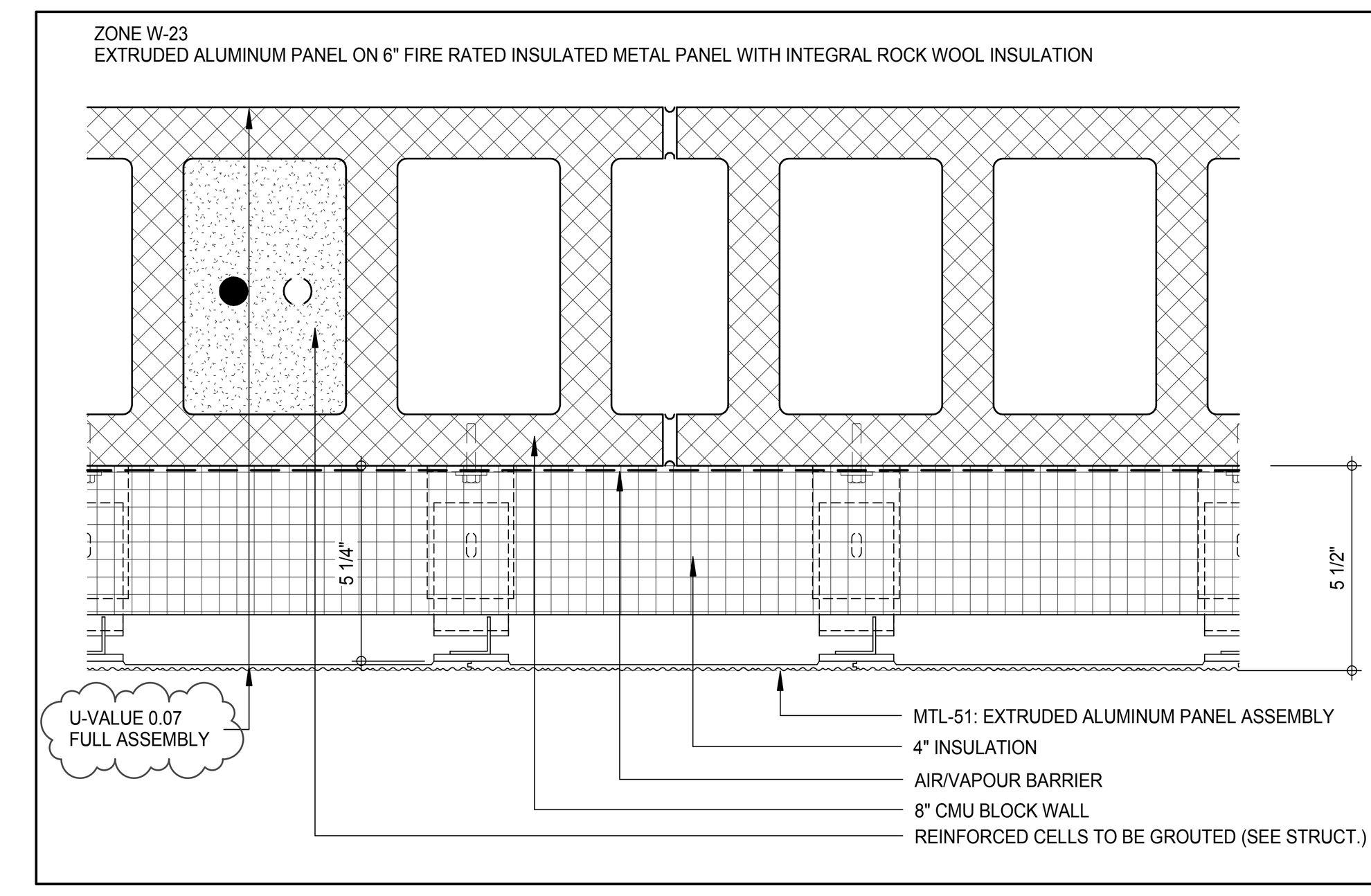

ZONE W-23 (6)

3" = 1'-0"

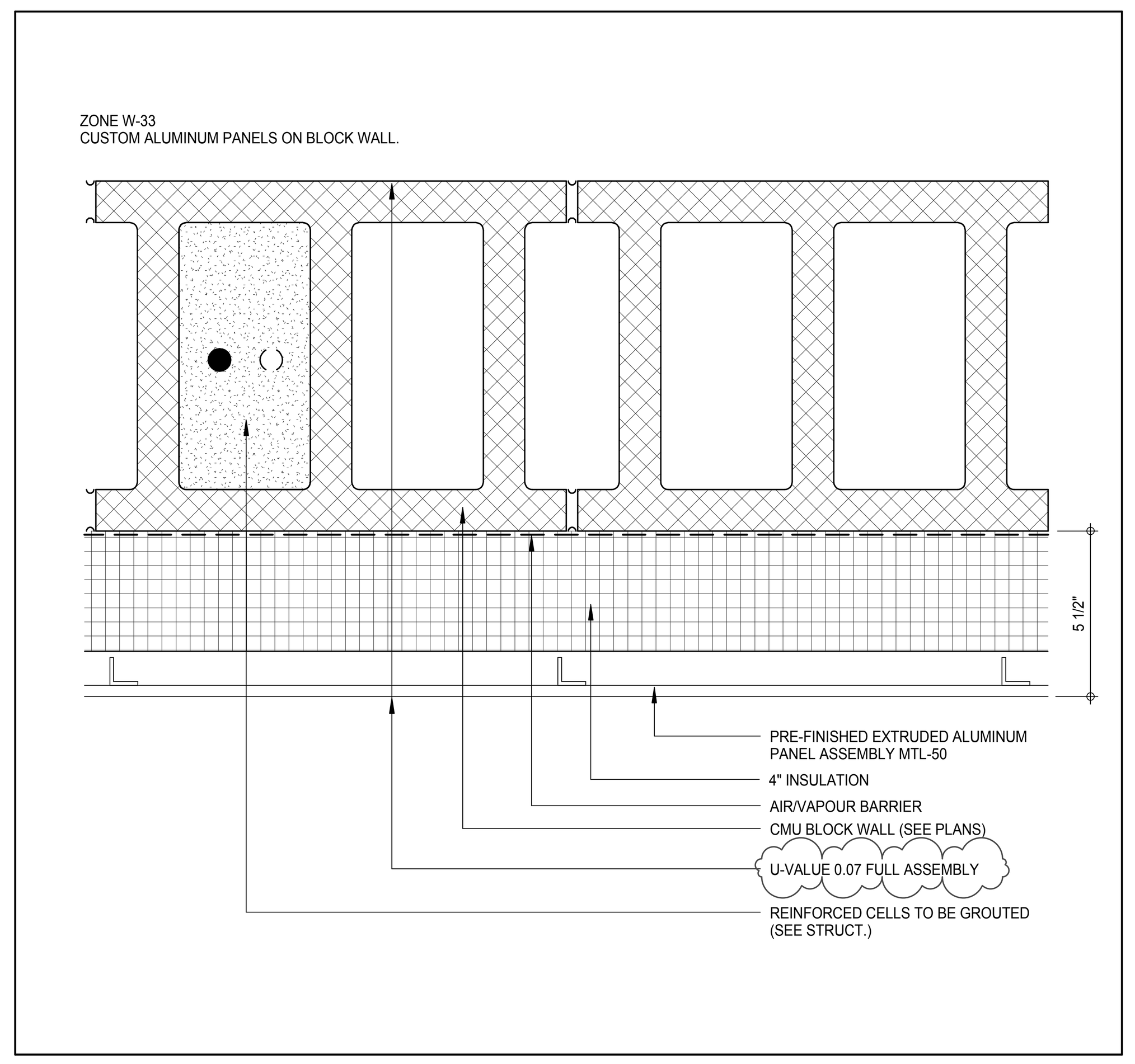

ZONE W-33 (10)

3" = 1'-0"

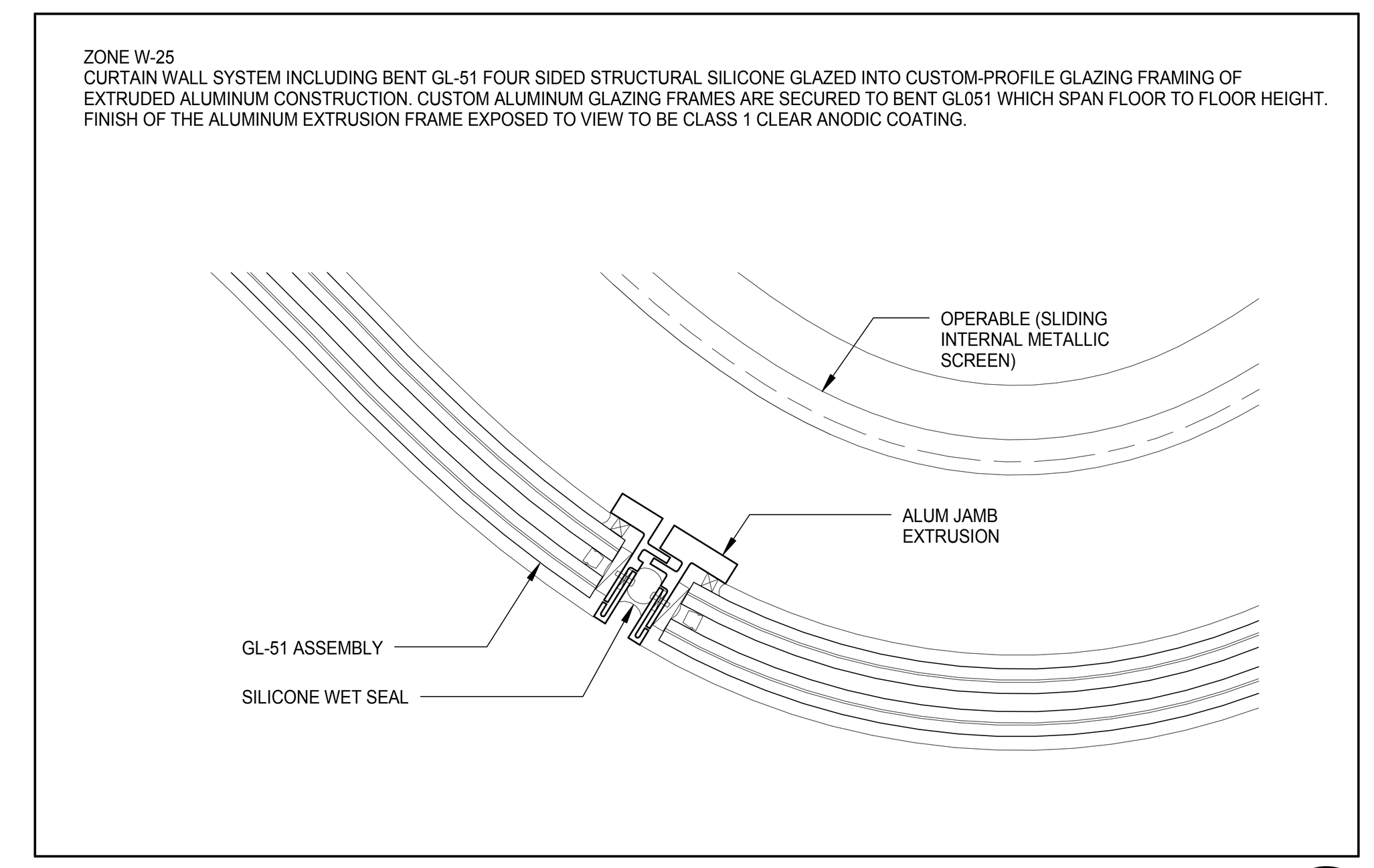

ZONE W-25 (5)

3" = 1'-0"

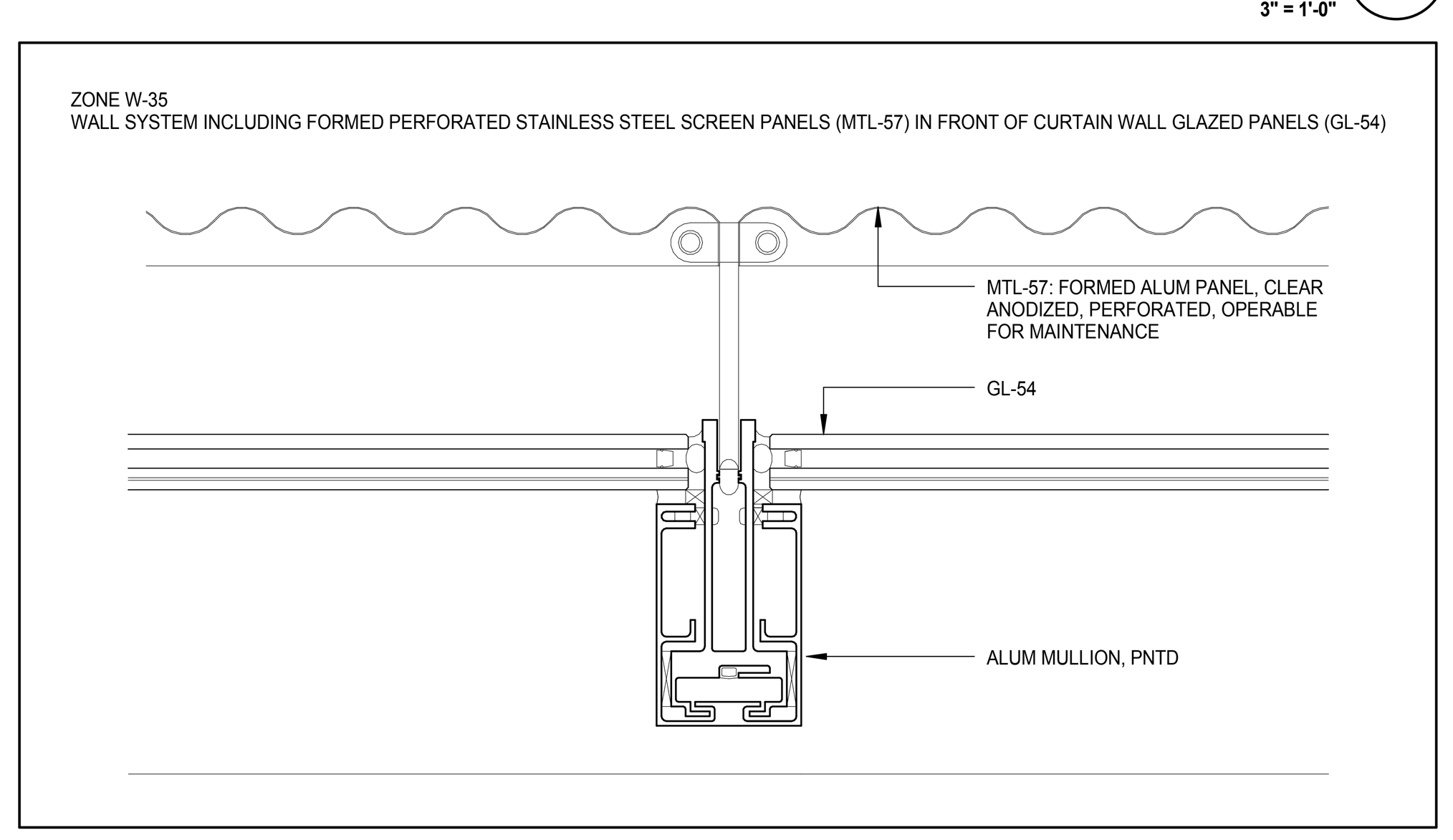

ZONE W-35 (9)

3" = 1'-0"

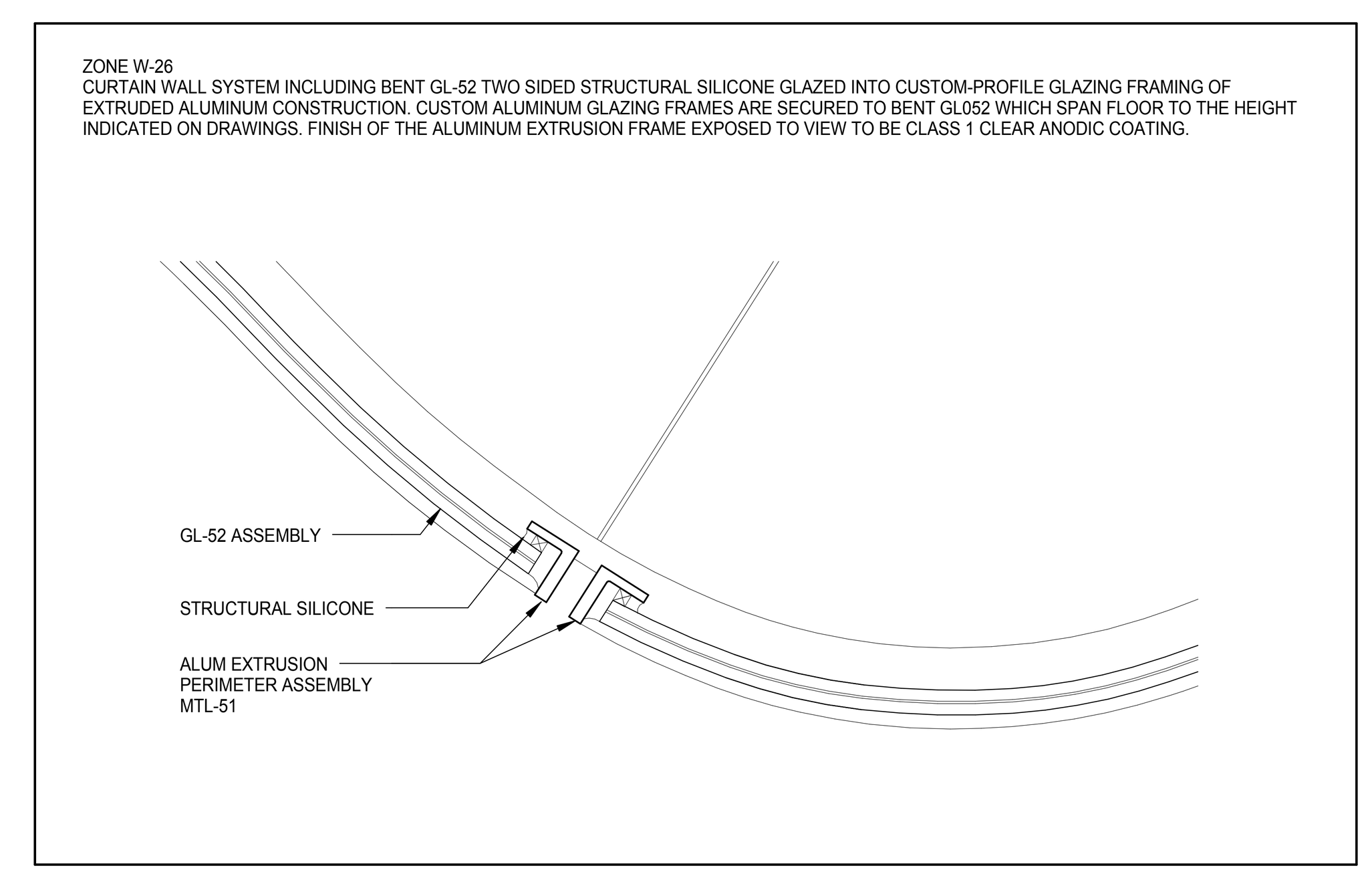

ZONE W-26 (4)

3" = 1'-0"

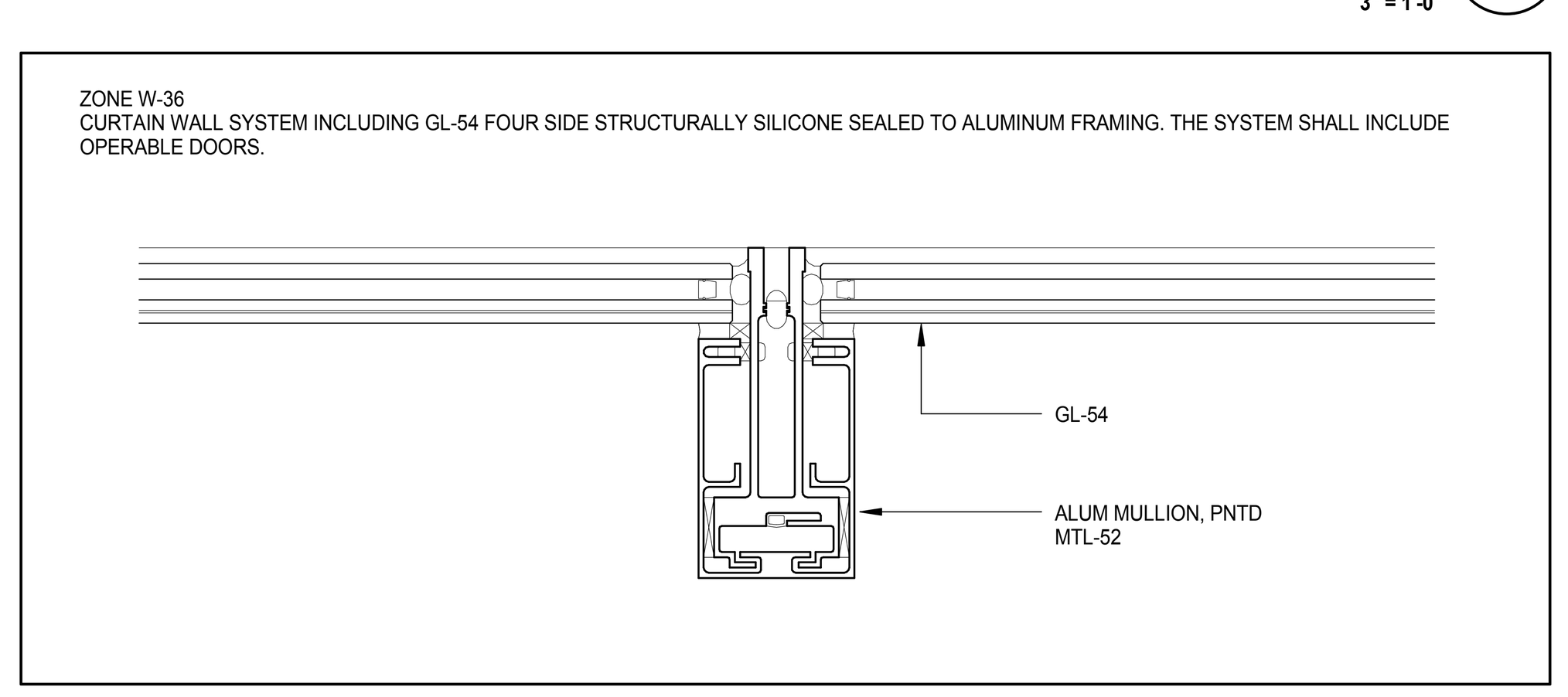

ZONE W-36 (8)

3" = 1'-0"

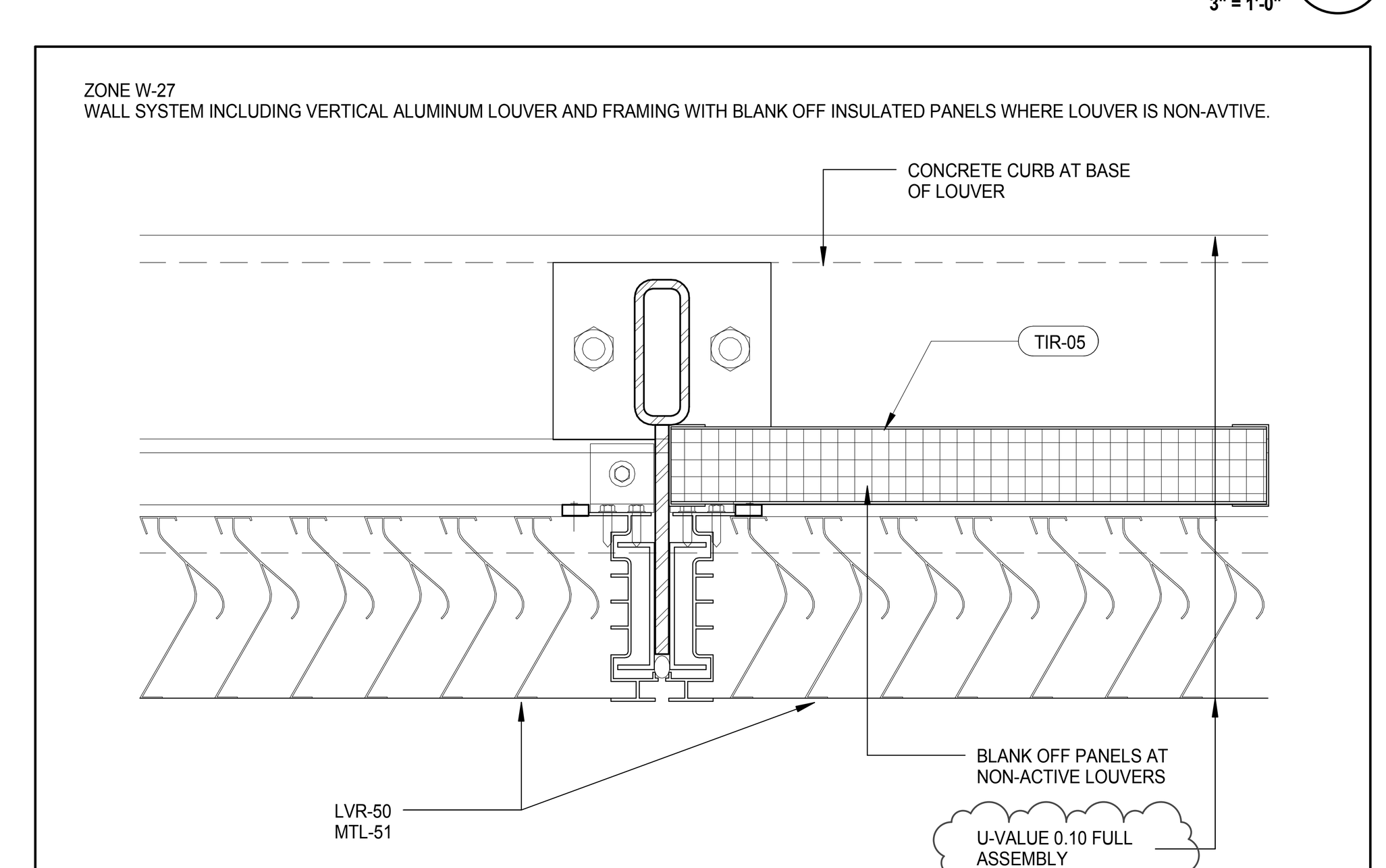

ZONE W-27 (3)

3" = 1'-0"

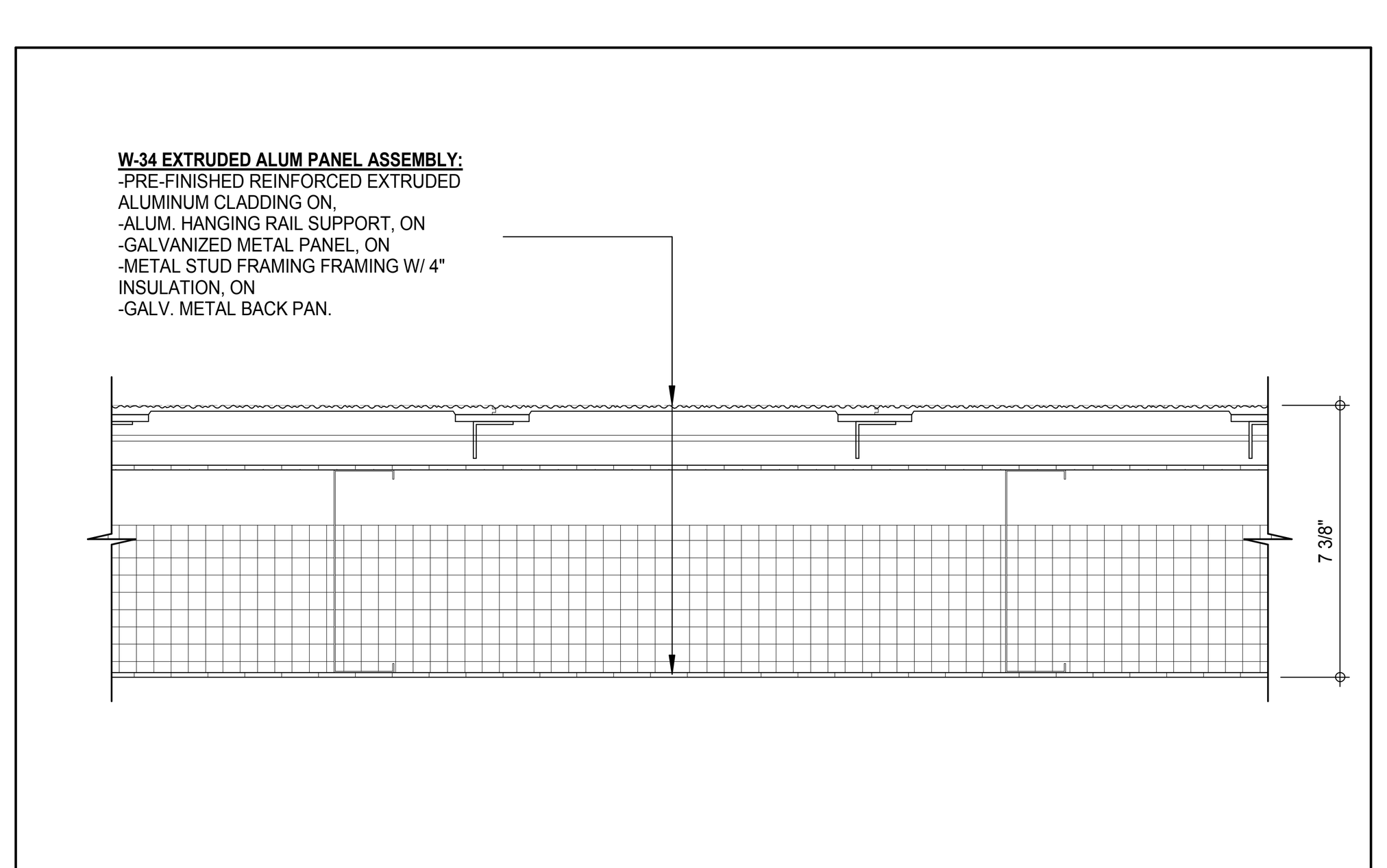

ZONE W-34 (12)

3" = 1'-0"

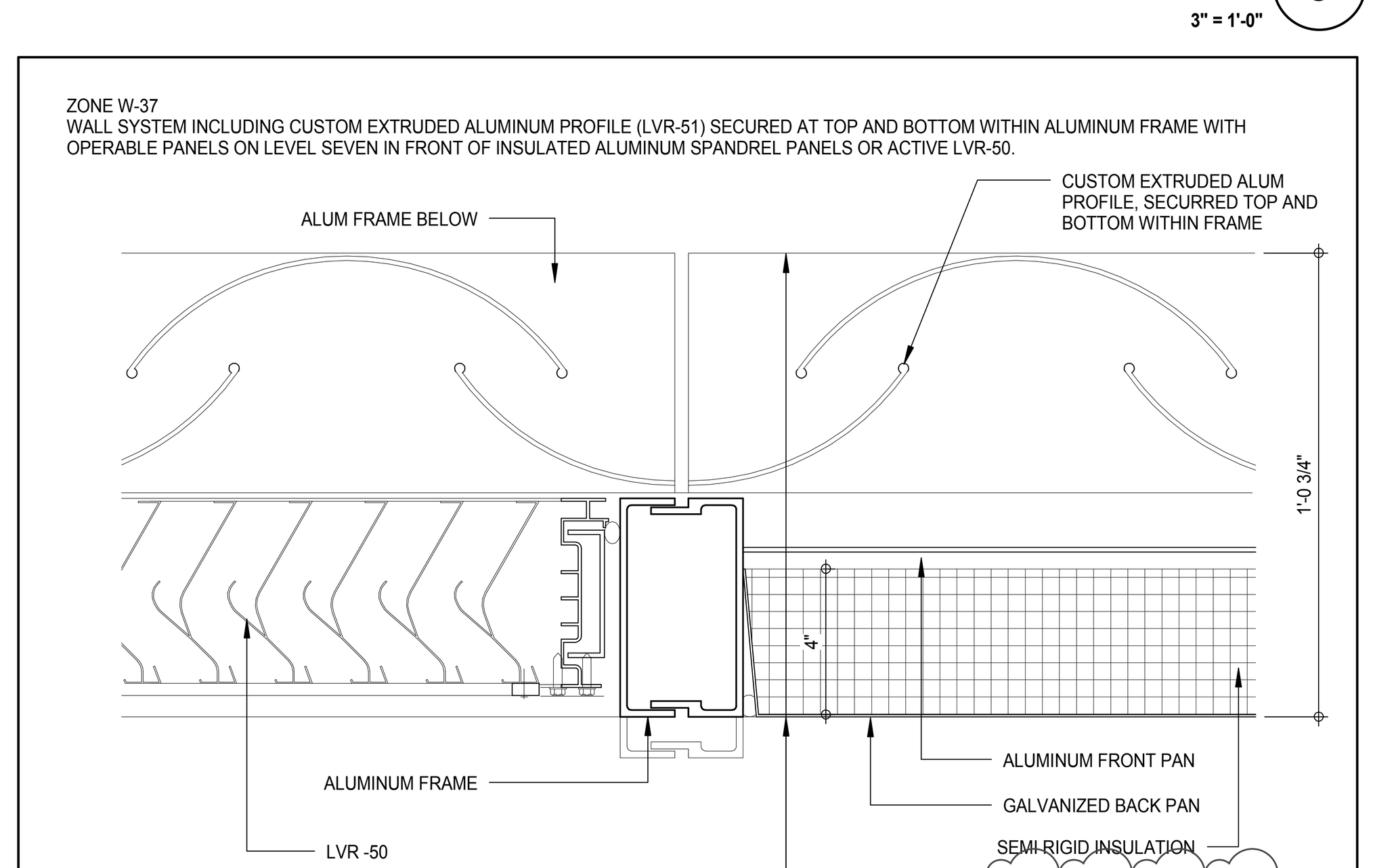

ZONE W-37 (7)

3" = 1'-0"

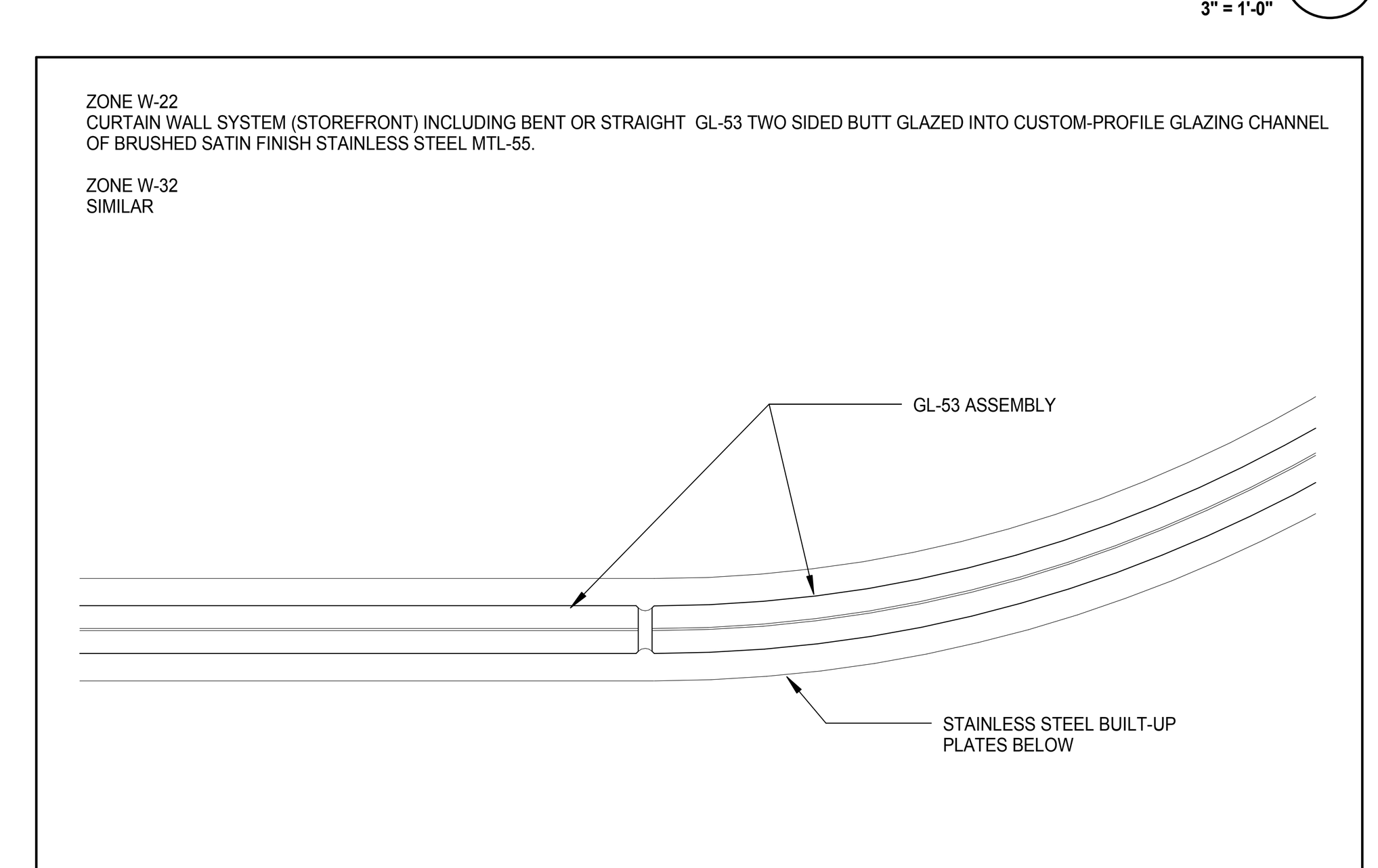

ZONE W-22 (ZONE W-32 SIMILAR) (2)

3" = 1'-0"

PODIUM MATERIAL DESIGNATIONS

MATERIAL CODE	DESCRIPTION	LOCATION	MANUF #
GLASS			
GL-51	DOUBLE CURVED INSULATED GLASS UNIT CONSISTING OF: -5/16" (AN) LOW IRON GLASS LITE + -.060 PVB INTERLAYER + -5/16" (AN) LOW IRON GLASS LITE + -1/2" AIR SPACE W/ BENT GREY SPACER + -5/16" (AN) LOW IRON GLASS LITE + -.060 PVB INTERLAYER + -5/16" (AN) LAMINATED INNER LITE #1 SURFACE SHALL RECEIVE GREY MICRODOT FRIT (SEE SPECIFICATION)		
GL-52	CURVED MONOLITHIC GLASS ASSEMBLY CONSISTING OF: -3/8" (AN) LOW IRON GLASS LITE + -.060 PVB INTERLAYER + -3/8" (AN) LOW IRON GLASS LITE #1 SURFACE SHALL RECEIVE GREY MICRODOT FRIT (SEE SPECIFICATION)		
GL-53	LAMINATED ASSEMBLY: -3/4" CLEAR LOW IRON (AN) + -.060 IONOPLAST INTERLAYER (SGP) + -3/4" CLEAR LOW IRON (AN) CURVED WHERE INDICATED ON DRAWINGS	STOREFRONT	
GL-54	INSULATED LAMINATED ASSEMBLY: -3/8" CLEAR LOW IRON (FT) WITH VE 15-85 LOW E COATING ON # 2 SURFACE (SEE SPECIFICATION) + -1/2" ARGON FILLED AIR SPACE + -1/4" CLEAR LOW IRON (AN) + .060 PVB INTERLAYER + -1/4" LOW IRON (AN)	5TH FLOOR TERRACE, EMPLOYEE ENTRANCE	
GL-56	RESERVED		
GL-57	LAMINATED ASSEMBLY: -1/2" CLEAR LOW IRON (FT) + -.060" IONPLAST + -1/2" CLEAR LOW IRON (FT)	5TH FLOOR TERRACE GUARDRAIL	
GL-58	LAMINATED ASSEMBLY -1/4" ACID ETCH LOW IRON (AN) + -.060" PVB INTERLAYER + -1/4" CLEAR LOW IRON (AN) WITH MIRROR COATING ON #4 SURFACE	OPAQUE CLERESTORY	
GL-59	LAMINATED ASSEMBLY -3/8" CLEAR LOW IRON (FT) + -.060" (PVB) INTERLAYER + -3/8" CLEAR LOW IRON (FT)	DRUM, ROOF, REVOLVER GLASS	
GL-60	LAMINATED ASSEMBLY -3/8" CLEAR LOW IRON (FT) + -.060" PVB INTERLAYER + -3/8" CLEAR LOW IRON (FT)	REVOLVER DOOR LEAF GLASS	
GL-61	LAMINATED ASSEMBLY -1/4" CLEAR LOW IRON (FT) + -.060" PVB INTERLAYER + -1/4" CLEAR LOW IRON (FT)	SWING DOOR GLASS	
GL-62	LAMINATED ASSEMBLY -1/2" CLEAR LOW IRON (FT) + -.060" PVB IONPLAST + -1/2" CLEAR LOW IRON (FT) W/ GREY 2mm MICRO DOT PATTERN ON #1 SURFACE (FACING DOWN TO STREET)	EMPLOYEE ENTRY CANOPY GLASS	
LOUVERS			
LVR-50	ALUMINUM LOUVER	ACTIVE AND NON-ACTIVE LOUVERS AT AIR WELL ON 57TH STREET. ACTIVE LOUVERS ON 58TH STREET. MTL-51	C/S RSV-5700
LVR-51	CUSTOM EXTRUDED ALUMINUM PROFILE, MTL-51		
METALS			
MTL-50	RESERVED		
MTL-51	EXTERIOR ALUMINUM PAINTED PANEL		
MTL-52	PAINTED ALUMINUM PANEL ON 4" FOILED FACE RIGID INSULATION ON WATERPROOF MEMBRANE ON CONCRETE OR CONCRETE BLOCK WALL	BMU ROOM	
MTL-53	SEE LVR-50		
MTL-54	RESERVED		
MTL-55	STAINLESS STEEL #6 FINISH		
MTL-56	STAINLESS STEEL, #4 FINISH		
MTL-57	EMPLOYEE ENTRY FORMED SCREEN PANEL, CLEAR ANODIZE		
PAVERS			
PAV-51	STEP STONE PAVER, CAL ARCH PAVER, PORCELAIN #1413		
PAV-52	PRECAST CONCRETE PAVERS, 24"X24"	6TH FLOOR TERRACE	
PAV-53	TO MATCH PAV-51, GROUTED IN-PLACE	ENTRANCE	

(AN) = ANNEALED GLASS
(HS) = HEAT STRENGTHENED
(FT) = FULLY TEMPERED

PODIUM MATERIAL DESIGNATION (1)

12" = 1'-0"

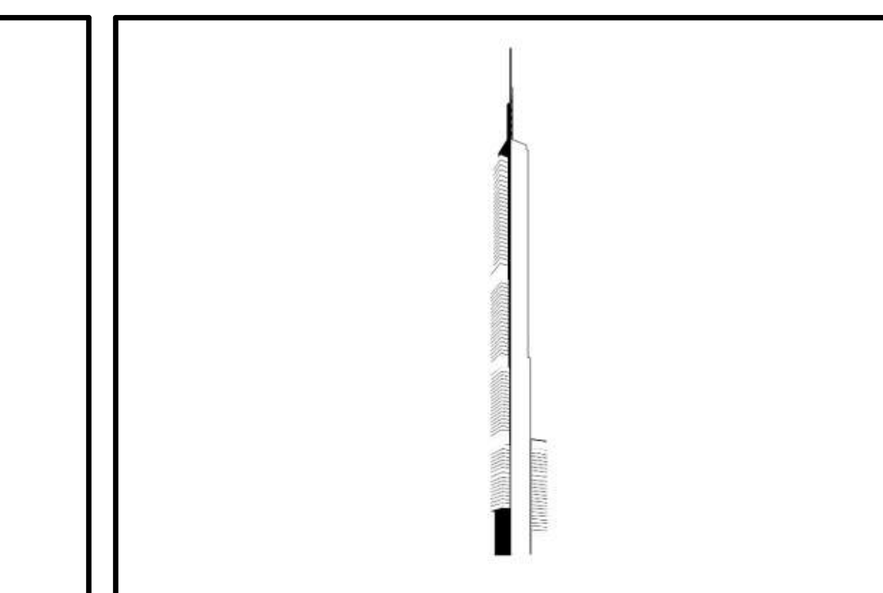

KEY PLAN:

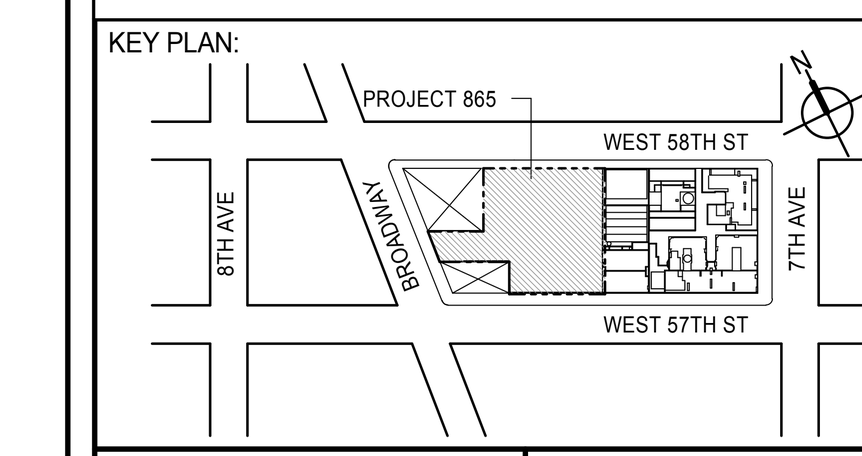

PROJECT NORTH

TRUE NORTH

DEVELOPER:
EXTELL DEVELOPMENT COMPANY
805 THIRD AVENUE, 7TH FLOOR
New York, NY 10022 USA
TEL: 212 712 6000 FAX: 212 712 6100

DESIGN ARCHITECT: Base Building Shell & Core
ADRIAN SMITH + GORDON GILL ARCHITECTURE
111 WEST MONROE STREET SUITE 2300
CHICAGO IL 60603
TEL: 312 920 1888 FAX: 312 920 1775

INTERIOR DESIGNER: Residential
Rottet Architecture and Design Studio, PLLC
298 Fifth Ave, 7th Floor
New York, NY 10001
TEL: 646 998 7000 FAX:

ARCHITECT OF RECORD: Base Building Shell, Core, & Residential
AAI ARCHITECTS, P.C.
401 Wellington St. W., 3rd Floor
Toronto, ON M5V 1E7 Canada
TEL: 416 967 1500 FAX: 416 967 7150

STRUCTURAL ENGINEERS:
WSP CANTOR SEINUK
228 EAST 45th Street
New York, NY 10017 USA
TEL: 212 687 9888 FAX: 646 487 5501

MEP ENGINEERS:
AKF GROUP
165 Broadway, 22nd Floor
New York, NY 10006 USA
TEL: 212 354 5656 FAX: 212 354 5668

GEOTECHNICAL ENGINEERS:
Langan Engineering & Environmental Services
21 Penn Plaza - 360 West 31st Street, 8th Floor
New York, NY 10001-2727
TEL: 212 479 5400 FAX: 212 479 5444

CODE CONSULTANTS:
Construction Consulting Associates
100 Church Street
New York, NY 10007
TEL: 212 385 1818 FAX: 212 385 1911

CURTAINWALL CONSULTANT:
AJLP Consulting
40 Worth Street. Suite 826
New York, NY 10013
TEL: 212 757 5659 FAX: 646 219 8508

LANDMARK/PRESERVATION CONSULTANT:
Jan Hird Pokorny Associates, Inc.
39 West 37th Street, 12A
New York, NY 10018
TEL: 212 759 6462 FAX: 212 759 6540

No.	DESCRIPTION	DATE
1	CD PROGRESS ISSUE 2	19 DEC 14
2	D.O.B. SUBMISSION	18 FEB 15
3	CD PROGRESS ISSUE 3	09 MAR 15
	D.O.B. SUBMISSION	27 APR 15
4	CD PROGRESS ISSUE 4	01 JUN 15
5	CD PROGRESS ISSUE 5	10 AUG 15
	D.O.B. AMENDMENT 2	21 SEP 15

NOT FOR BID/CONSTRUCTION

Discrepancies must be reported immediately to the Architect before proceeding. Only figured dimensions are to be used. Contractors must check all dimensions on site. This drawing is protected by copyright.

ALL DIMENSIONS ARE SHOWN IN IMPERIAL.

CONSULTANT:

AAI ARCHITECTS, P.C.

PROJECT:

217 WEST 57TH STREET
NEW YORK, NY

DRAWING TITLE:

PODIUM ZONES AND MATERIAL DESIGNATION

SEAL & SIGNATURE:

REGISTERED ARCHITECT WIEPKE DAVID JANSEN No. 028881 STATE OF NEW YORK

DATE:	19 DEC 14
PROJECT No:	1216-00
DRAWN: Author	REV: 5
CHK: Checker	
SCALE: As indicated	
DWG No:	A-802.01
DOB PAGE No:	415 of 569

DOB EMPLOYEE STAMP:

DOB B-SCAN:

DEPT OF BLDGS 121328205 Job Number
ES730641382 Scan Code
36" x 48" Arch E -SHEET SIZE
FILE NAME: C:\Revit Local Files\EXTELL-865-AAI-TWR-CNF_hadlarim.rvt
PLOT DATE: 9/22/2015 12:13:56 PM

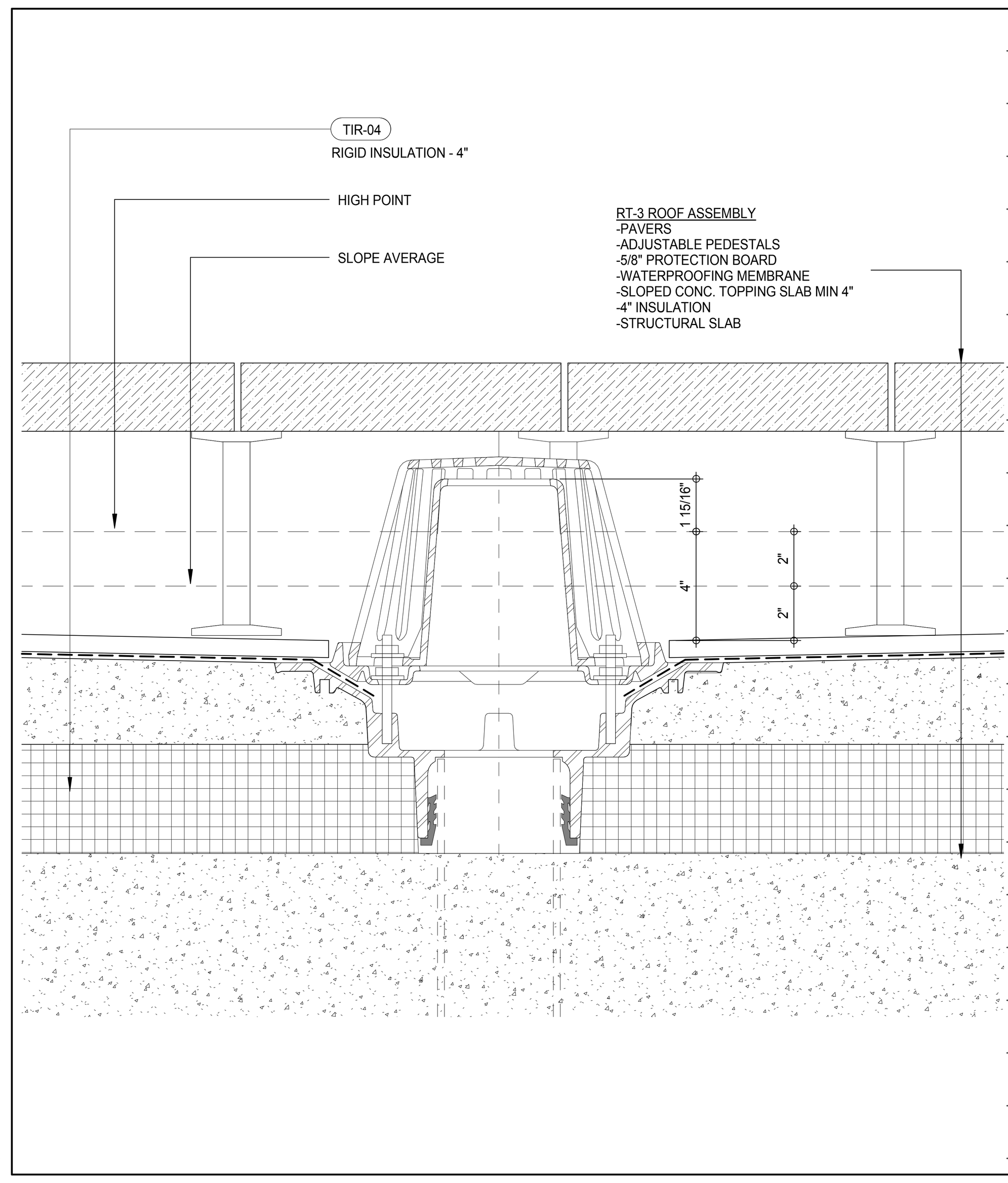

ROOF TYPE RT-03 (10)

3" = 1'-0"

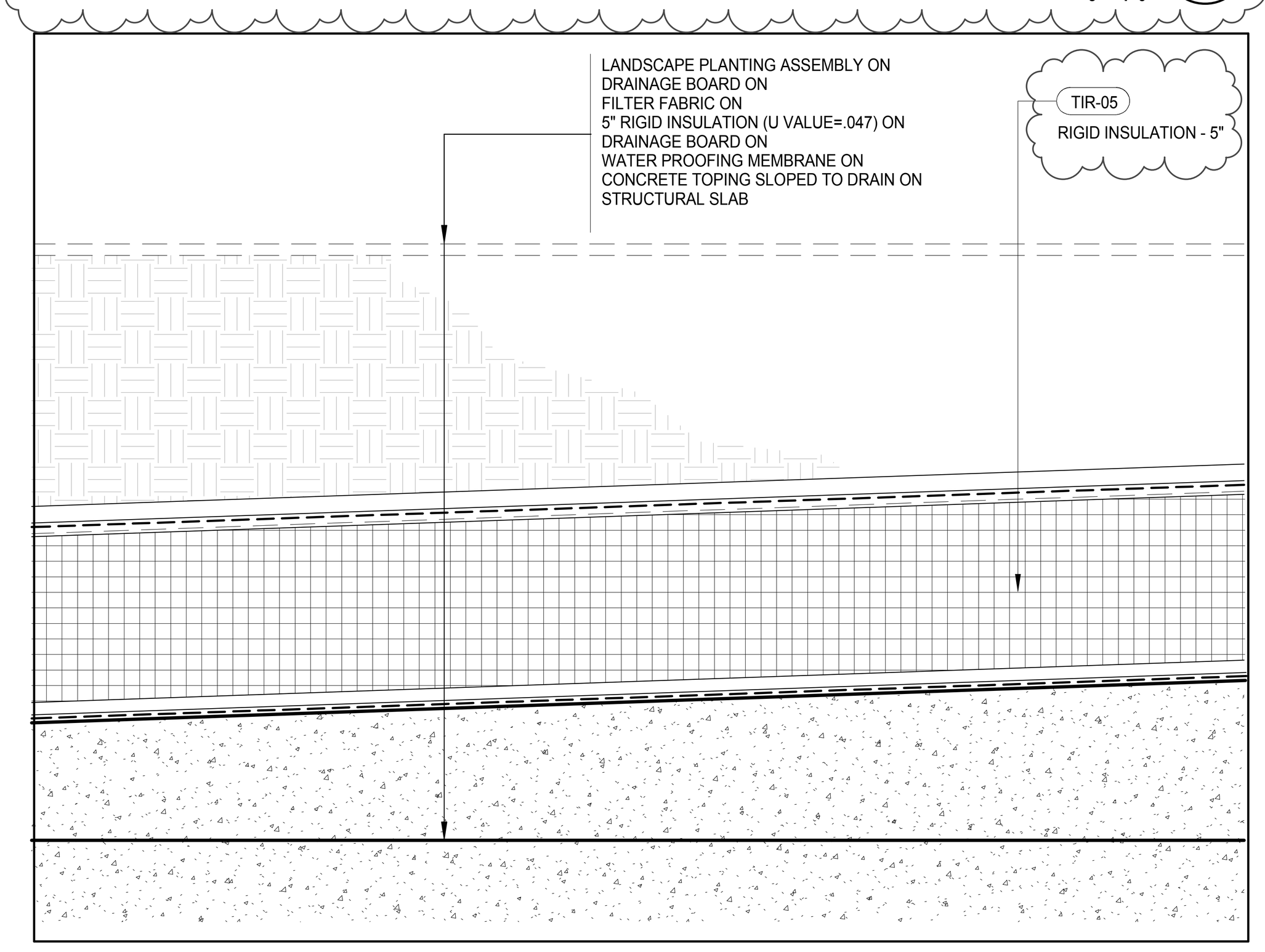

ROOF TYPE RT-02 (9)

3" = 1'-0"

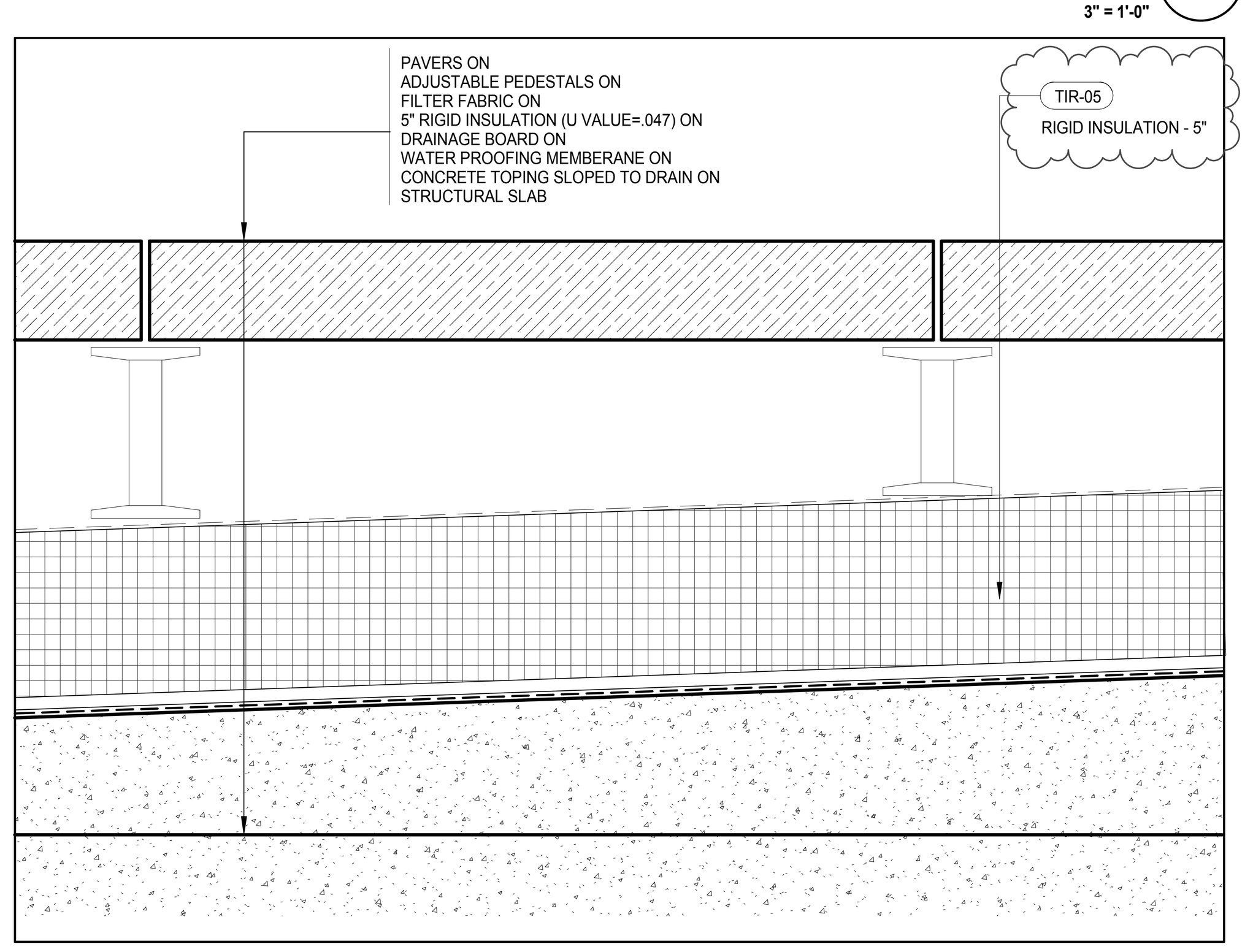

ROOF TYPE RT-01 (8)

3" = 1'-0"

ZONE W-F
4'-0" DEEP MINERAL WOOL INSULATION AT THE PERIMETER OF ADJACENT BUILDING

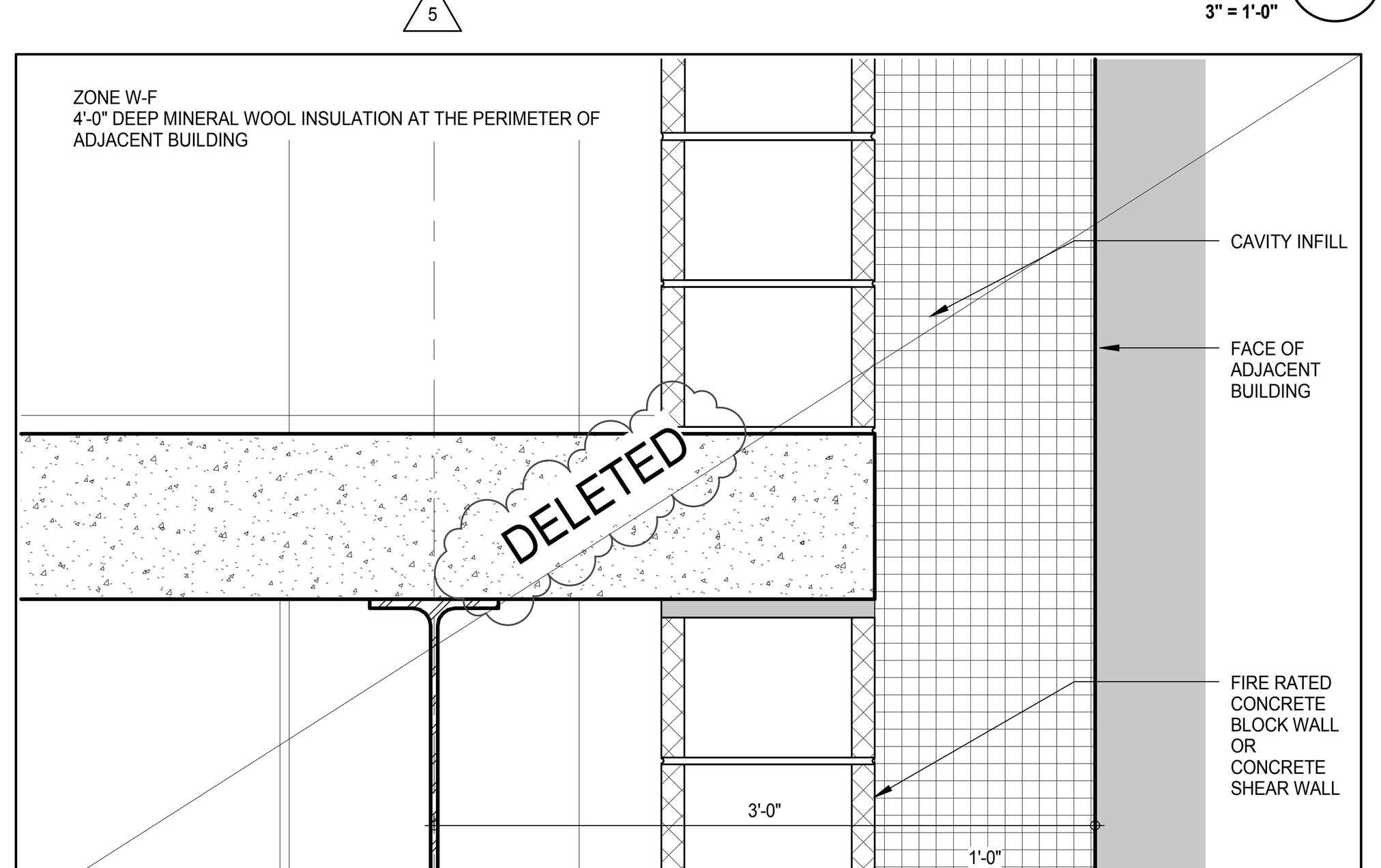

ZONE W-F (7)

1 1/2" = 1'-0"

ZONE W-A
CURTAIN WALL SYSTEM WITH VERTICAL ALUMINUM "FIN" CLAD IN STAINLESS STEEL THAT SPAN THE PANEL'S FULL HEIGHT. THE FIN FEATURE ALSO PROVIDES AN EXTERNAL WINDOW WASHING TRACK. THE WALL TYPE SHALL INCORPORATE INTERMEDIATE VERTICAL AND HORIZONTAL MEMBERS, OPERABLE WINDOWS, VENTS, SCREENS AND SPANDREL AREAS. SEE DRAWINGS FOR LOCATIONS.

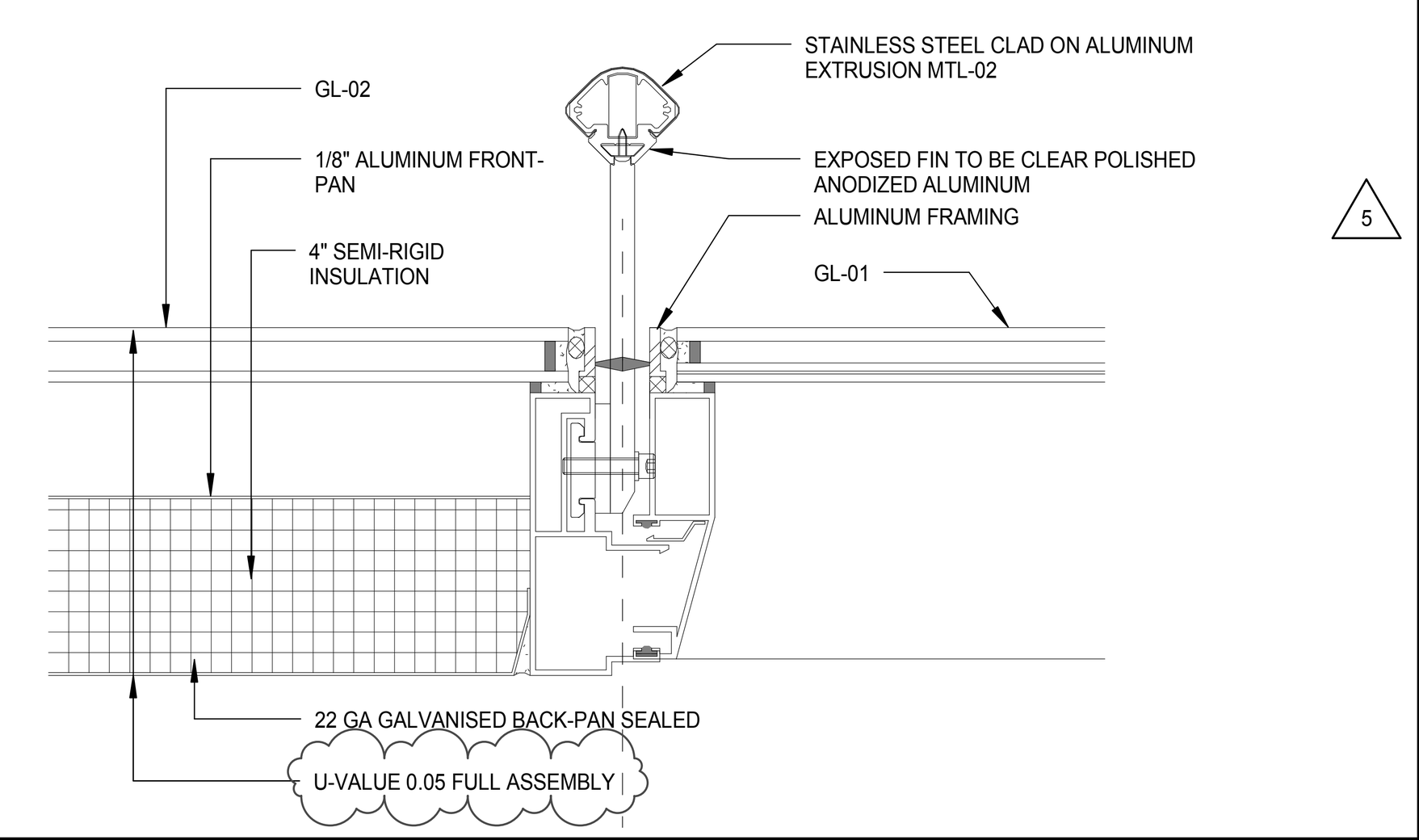

ZONE W-A (6)

3" = 1'-0"

ZONE W-B
CURTAIN WALL SYSTEM WITH A RECESSED STAINLESS STEEL PANEL AT SLAB EDGE. THE SYSTEM SHALL HAVE AN INTERNAL TRACK FOR WINDOW WASHING TORPEDO. THE WALL TYPE SHALL INCORPORATE INTERMEDIATE VERTICAL AND HORIZONTAL MEMBERS, OPERABLE WINDOWS, VENTS, SCREENS AND SPANDREL AREAS. SEE DRAWINGS FOR LOCATIONS.

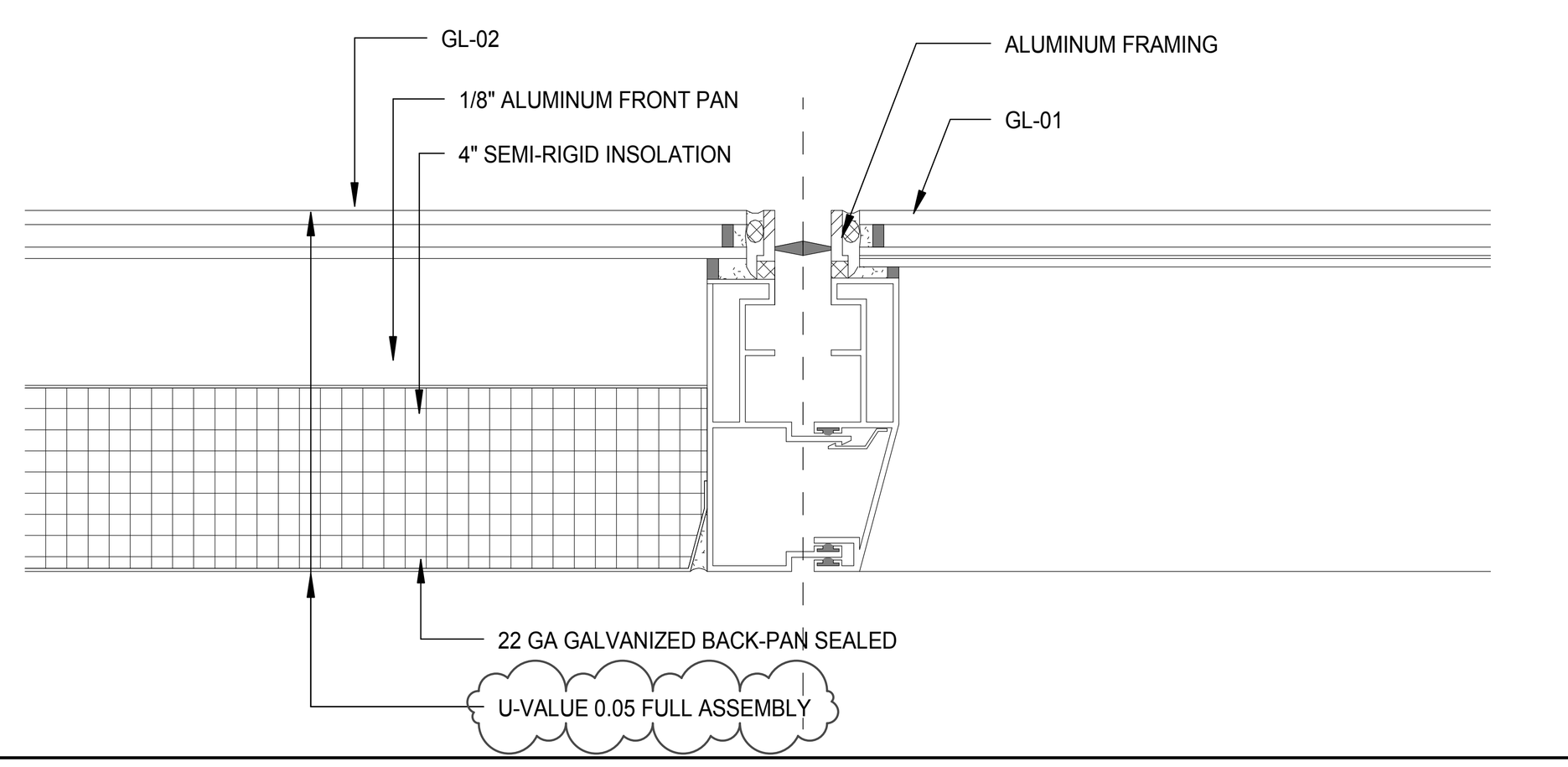

ZONE W-B (5)

3" = 1'-0"

ZONE W-C
CURTAIN WALL SYSTEM WITH ZINC PANEL THAT SPAN THE FULL PANEL'S HEIGHT. THE SYSTEM SHALL HAVE AN INTERNAL TRACK FOR WINDOW WASHING TORPEDO. THE WALL TYPE SHALL INCORPORATE INTERMEDIATE VERTICAL AND HORIZONTAL MEMBERS, OPERABLE WINDOWS, VENTS, AND SCREENS.

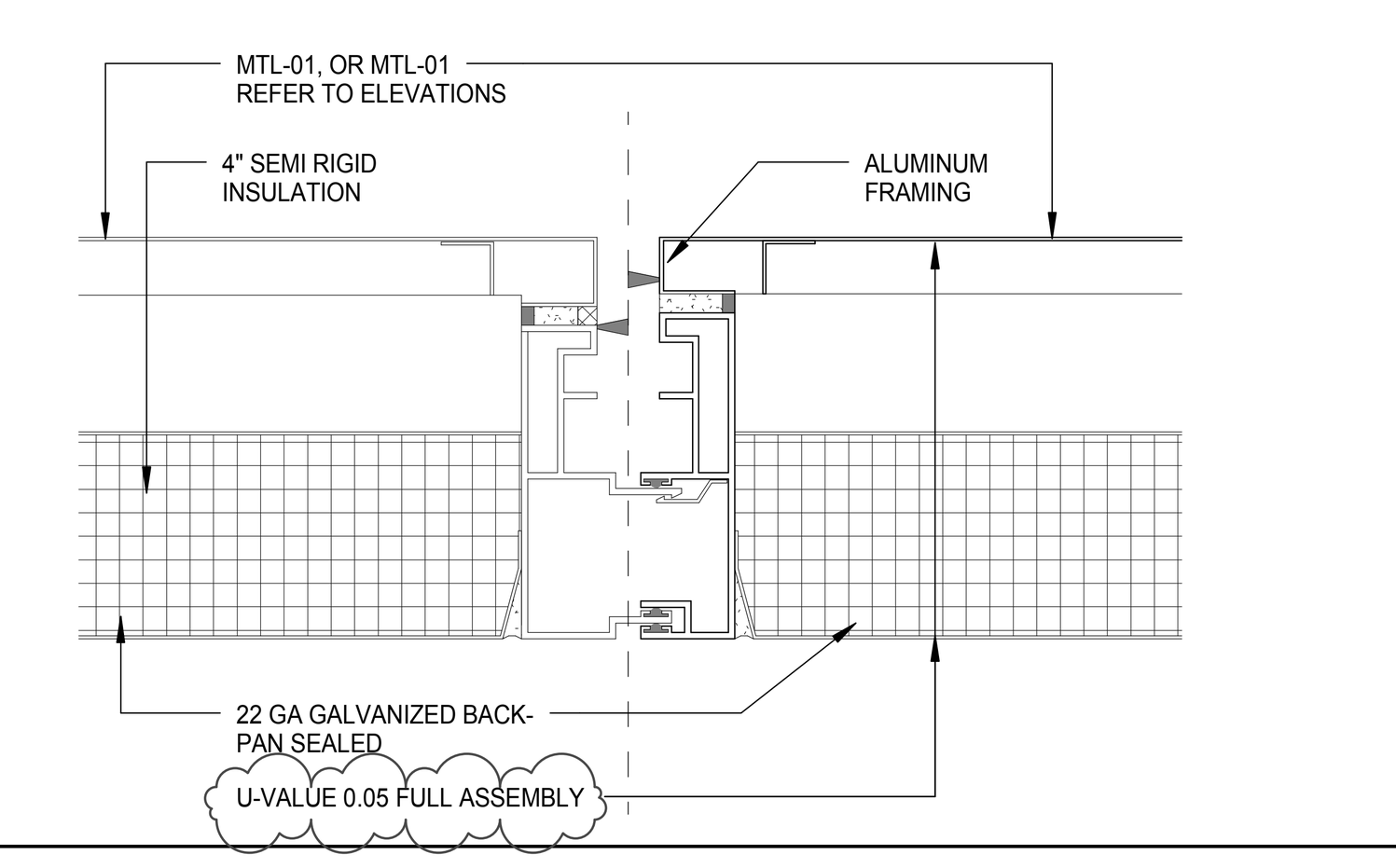

ZONE W-C (4)

3" = 1'-0"

ZONE W-D
CURTAIN WALL SYSTEM WITH ALUMINUM LOUVERS, STAINLESS STEEL CORRUGATED BACK PAN AND STAINLESS STEEL SCREEN. LIGHTING WILL BE INTEGRATED INTO THE SYSTEM AT THE RECESS OF EACH VERTICAL

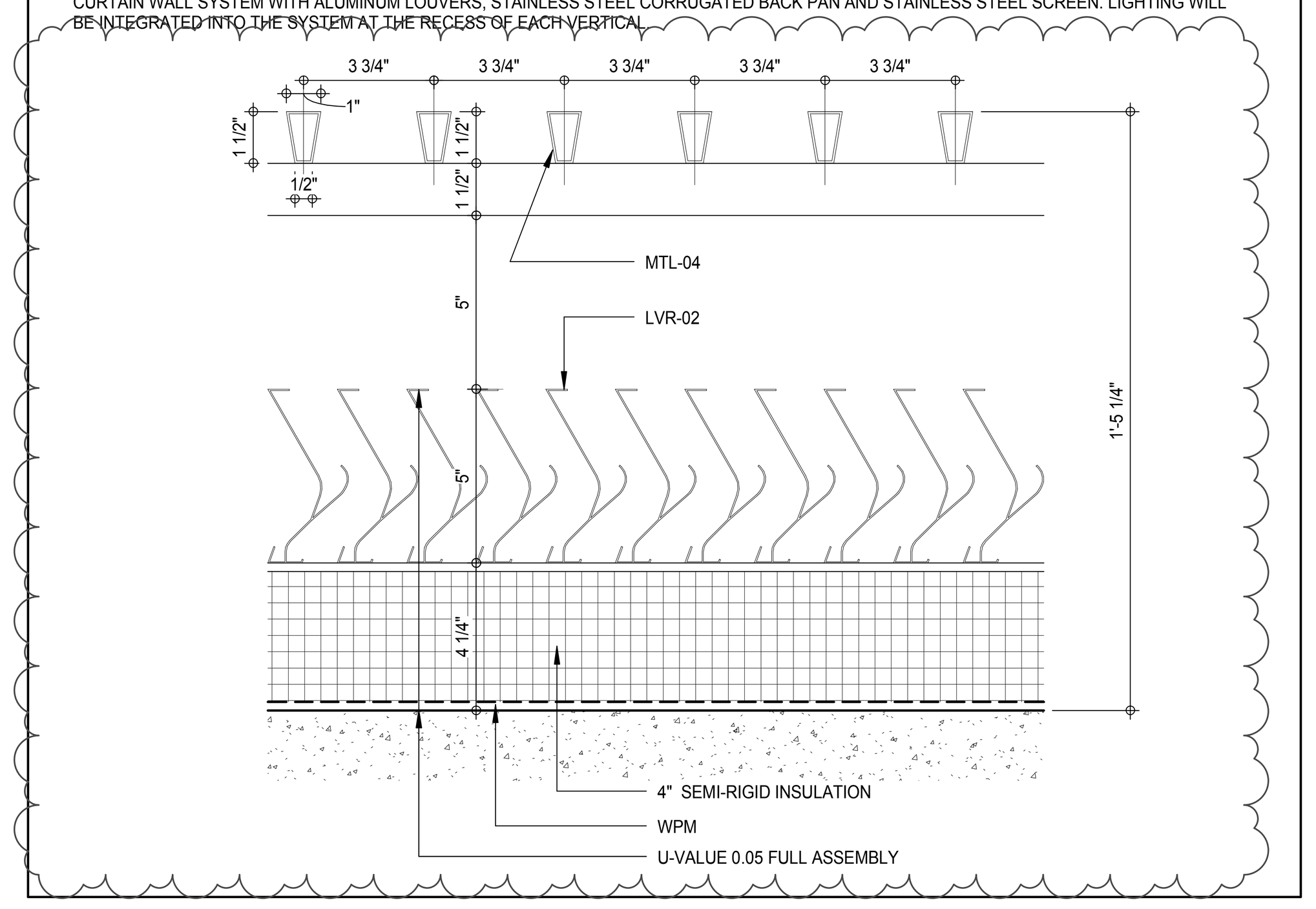

ZONE W-D (3)

A-885

3" = 1'-0"

ZONE W-E
CURTAIN WALL SYSTEM WITH PROJECTING CUSTOM FORMED ZINC PANEL AT SLAB EDGE. THE SYSTEM SHALL HAVE AN INTERNAL TRACK FOR WINDOW WASHING TORPEDO. THE WALL TYPE SHALL INCORPORATE INTERMEDIATE VERTICAL AND HORIZONTAL MEMBERS, OPERABLE WINDOWS, VENTS, SCREENS AND SPANDREL AREAS

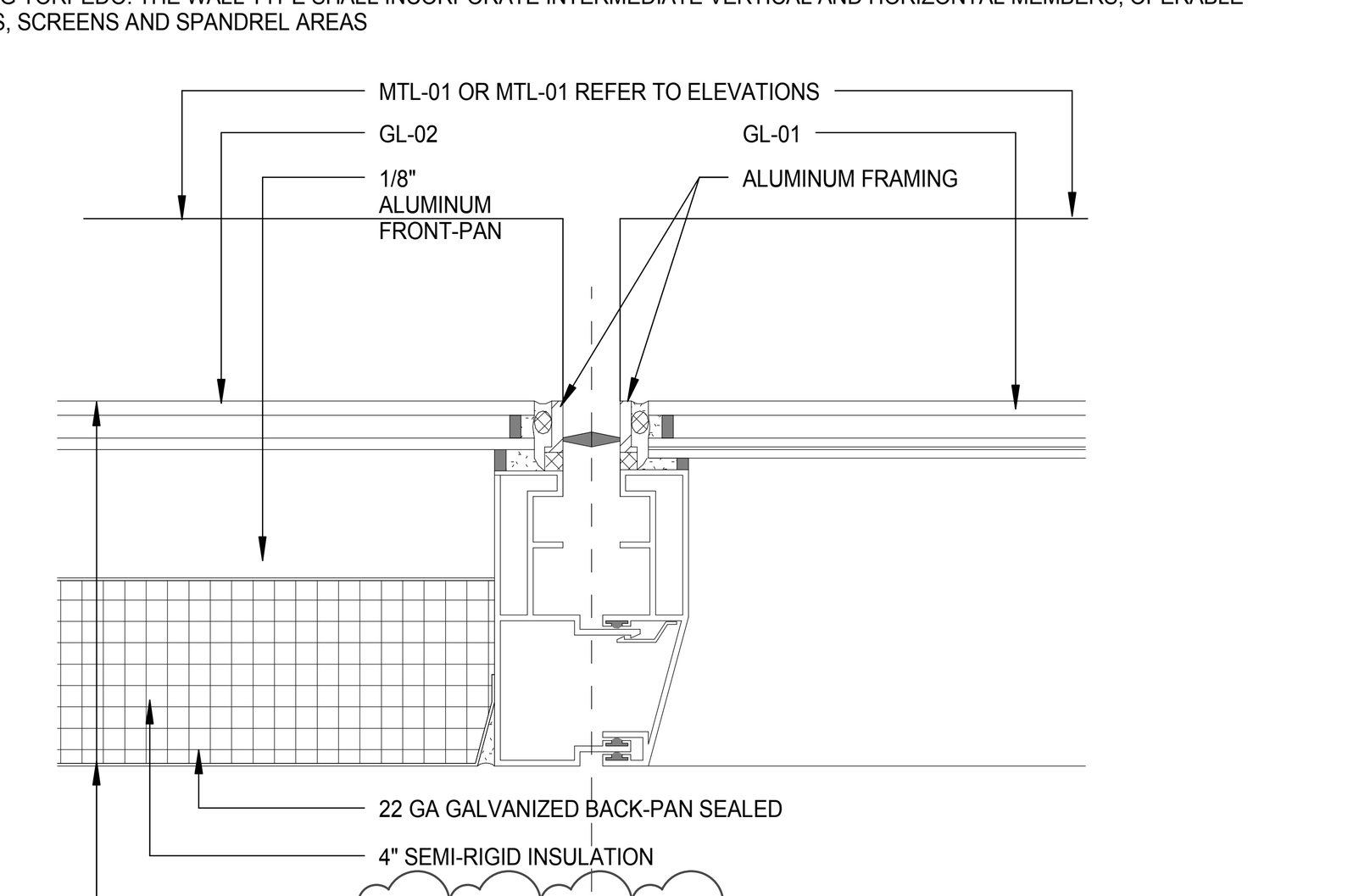

ZONE W-E (2)

3" = 1'-0"

TOWER MATERIAL DESIGNATIONS			
MATERIAL CODE	DESCRIPTION	LOCATION	MANUF #
RT-01	BUILT UP ROOF ASSEMBLY INCLUDING PAVERS ON ADJUSTABLE PEDESTALS ON FILTER FABRIC ON 5" RIGID INSULATION (U VALUE=.047) ON 3/8" DRAINAGE BOARD ON WATER PROOFING MEMBERANE ON CONCRETE TOPING SLOPED TO DRAIN ON STRUCTURAL SLAB	ROOFS AND TERRACES	
RT-02	LANDSCAPE ASSEMBLY INCLUDING LANDSCAPE PLANTING ASSEMBLY ON DRAINAGE BOARD ON WATER PROOFING MEMBRANE ON FABRIC FILTER ON 5" RIGID INSULATION (U VALUE =.047) ON 3/8" DRAINAGE BOARD ON WATER PROOFING MEMBRANE ON CONCRETE TOPING SLOPED TO DRAIN ON STRUCTURAL SLAB	LEVEL 8 TERRACE	
RT-03	-PAVERS ON, -ADJUSTABLE PEDESTALS ON, -5/8" PROTECTION BOARD ON, -WATERPROOFING MEMBRANE ON, -SLOPED CONC. TOPPING SLAB MIN 4" ON, -4" INSULATION ON, -STRUCTURAL SLAB	LEVEL 2, 5, AND 6	

EXTERIOR WINDOW SCHEDULE				
TYPE	WIDTH	HEIGHT	WINDOW AREA	OPENING ANGLE
W-1	1'-10 1/4"	6'-7 3/4"	12.32 SF	45.00°
W-2	1'-10 1/4"	7'-7 3/4"	14.18 SF	46.00°
W-3	1'-10 1/4"	10'-2 3/4"	18.97 SF	47.50°

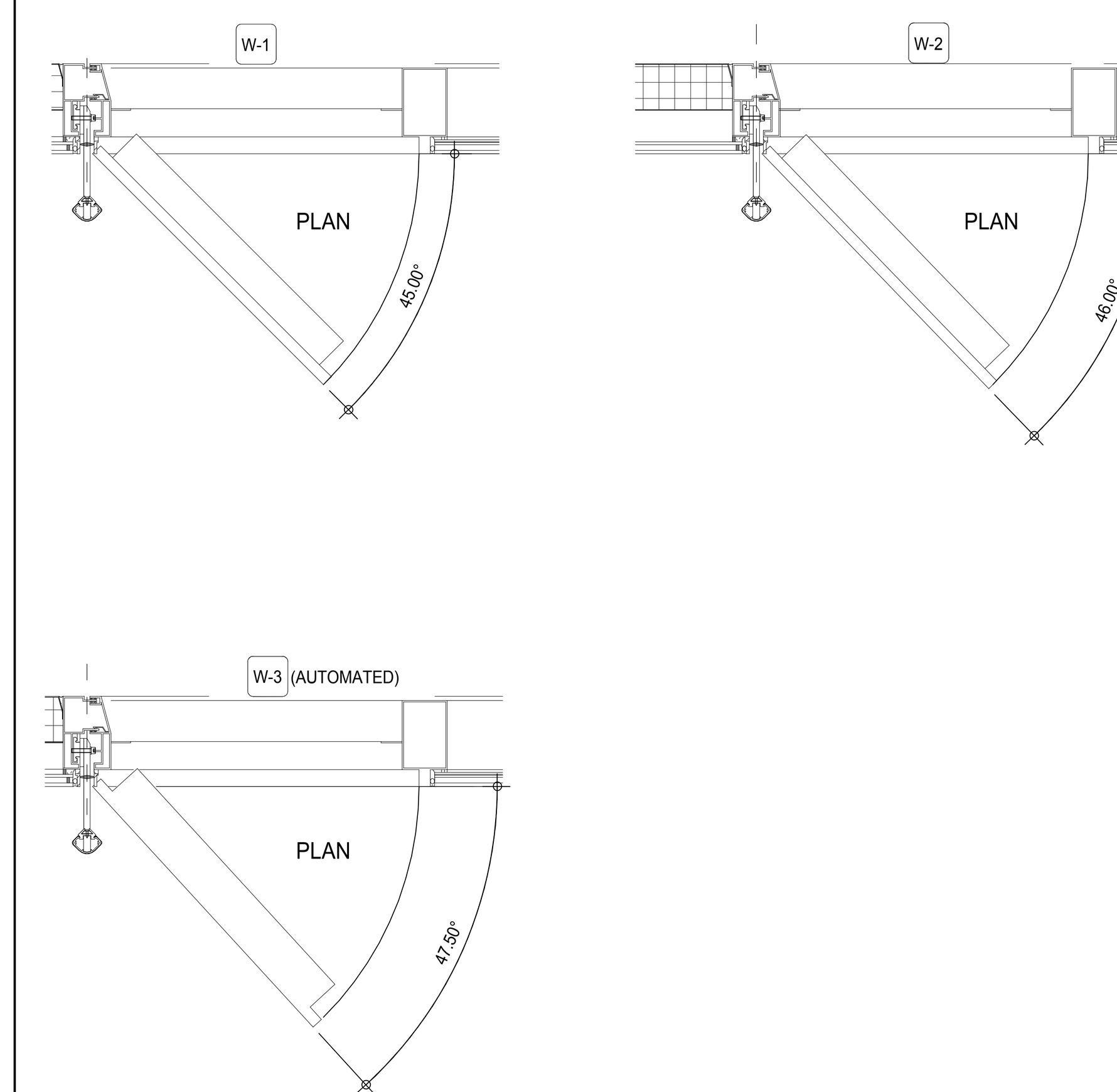

TOWER MATERIAL DESIGNATIONS			
MATERIAL CODE	DESCRIPTION	LOCATION	MANUF #
GL-01	1 3/8" INSULATED VISION GLASS OUTSIDE: 5/16" (8MM)H.S. IPAWHITE, EDGES ARRISED, IPASOL PLATIN 46/31 ON SURFACE #2 AIR SPACE: 1/2" (12MM) BLACK S/S AIR SPACER INSIDE: 1/4"/1/4" (6MM/6MM) H.S. LAMINATED IPAWHITE, EDGES ARRISED, 0.06" (1.5MM)PVB	WALL TYPE - W-A, B, E VISION PANEL	INTERPANE 46/31
GL-02	1 3/8" INSULATED SPANDREL GLASS OUTSIDE: 5/16" (8MM)F.T.. IPAWHITE, EDGES ARRISED, IPASOL PLATIN 46/31 ON SURFACE #2 AIR SPACE: 0.795" (20MM) BLACK S/S AIR SPACER INSIDE: 1/4" (6MM) F.T. IPAWHITE, EDGES ARRISED	WALL TYPE - W-A, B, E SPANDREL PANEL AND TOWER CROWN	INTERPANE 46/31
GL-05	INSULATED LAMINATED VISION PANEL • OUTBOARD LITE: 5/16" "OPTIWHITE" WITH LOW-E COATING, TEMPERED • AIR SPACE: 1/2" • INBOARD LITE: 1/4" "OPTIWHITE", .060" CLEAR PVB, 1/4" "OPTIWHITE", LAMINATED HS	WALL TYPE - W-A SLIDING DOORS, SWING DOORS, AND ADJACENT SAFETY GLAZING PANELS; GROUND FLOOR EXTERIOR WALL AND INTERIOR DOORS, THRU PASSAGE EXTERIOR DOORS.	INTERPANE 46/31
GL-06	INSULATED LAMINATED VISION PANEL • OUTBOARD LITE: 5/16" • 'CRYSTALGRAY" WITH LOW-E COATING TEMPERED • AIR SPACE: 1/2" • INBOARD LITE: 1/4" CLEAR, .060" CLEAR PVB, 1/4" CLEAR, LAMINATED	WALL TYPES - W-B AND W-E SLIDING DOORS, SWING DOORS, AND ADJACENT SAFETY GLAZING PANELS	INTERPANE 46/31
GL-07	LAMINATED PANEL • OUTBOARD LITE (WALKWAY SIDE): 6MM "PRISMASOLAR" FLUTED GLASS • CLEAR PVB, • INBOARD LITE (LOBBY SIDE):???" "OPTIWHITE"CLEAR LOW IRON	THRU-PASSAGE WEST WALL	LAMBERTS / PLKINGTON
GL-08	LAMINATED PANEL • LAMINATED FROSTEDGLASS BACKLIT W/LED LIGHTING	THRU-PASSAGE CEILING AND WALL	
GL-09	LOW IRON SAFETY GLASS INSTALLED INTO STAINLESS STEEL FRAME LAMINATED PANEL	IN TERRACE GUARDRAIL IN PLACE OF WIRE MESH WHERE GREATER PROTECTION IS REQUIRED.	
LVR-01	STAINLESS STEEL LOUVER	ANGLED LOUVERS AT TOP AND BOTTOM OF W-A MECH.SLOTS	C/S RSH-5700 PEWTER FINISH
LVR-02	STAINLESS STEEL LOUVER	ACTIVE AND NON-ACTIVE LOUVERS BEHIND MTL-04 AT W-A AND W-D	C/S PL-5700 BRIGHT SILVER FINISH
LVR-03	STAINLESS STEEL LOUVER	ACTIVE AND NON-ACTIVE LOUVERS BEHIND MTL-05 AT W-C	C/S PL-5700 BLACK FINISH
LVR-04	STAINLESS STEEL LOUVER	NON-ACTIVE SIGHT PROOF LOUVERS AT TOP AND BOTTOM OF W-D	C/S MW-7315, PEWTER FINISH
MTL-01	316 SERIES STAINLESS STEEL EMBOSSED FINISH	WALL TYPE - W-C AND THRU PASSAGE	NIROSTA HAZE 64
MTL-02	316 SERIES STAINLESS STEEL BRIGHT ANNEALED FINISH	WALL TYPE - W-A SUPER MULLION CAPS	BRIGHT ANNEALED FINISH
MTL-03	316 SERIES STAINLESS STEEL MESH	TERRACE / BALCONY RAILINGS	CUSTOM FABRICATED GKD-ELLIPS 2
MTL-04	316 SERIES STAINLESS STEEL SCREEN BRIGHT ANNEALED FINISH	WALL TYPES - W-A AND W-D (LOUVER SCREEN AND BLANKED OFF PANELS)	
MTL-05	VM ZINC, QUARTZ ZINK FINISH, PERFORATED PANEL	WALL TYPES - W-C (LOUVER SCREEN AND TOP OF TOWER BLADE WALL)	VM ZINC, QUARTZ FINISH
MTL-06	316 SERIES STAINLESS STEEL	RAILING AND CONNECTIONS	FINE BEAD BLAST FINISH
MTL-07	316 SERIES STAINLESS STEEL GRATING	LEVEL 8 TERRACE AND TOP SPIRE MECHANICAL GRILLS	KADEE, KD98
MTL-08	316 SERIES STAINLESS STEEL GUTTERS	DRAINAGE GUTTERS AT TERRACES AND CURTAIN WALL PERIMETER	
MTL-01	VM ZINC, QUARTZ ZINK FINISH, METAL ON HUNTER DOUGLAS QC-200 HONEYCOMB PANEL	WALL TYPES - W-C TOWER BLADE WALL	VM ZINC, QUARTZ FINISH
MTL-11 (R)*	INSULATED METAL PANEL ASSEMBLY WITH INTEGRAL ROCK-WOOL INSULATION	ADJACENT BUILDING CAVITY	* (R) = FIRE RATED PANEL
PAV-01	PRECAST CONCRETE PAVERS (24"X18")	TERRACES PAVING	
FLR-01	TERRAZZO W/STAINLESS STEEL DIVIDER STRIPS	THRU-PASSAGE FLOOR	

TOWER MATERIAL DESIGNATION (1)

12" = 1'-0"

KEY PLAN:

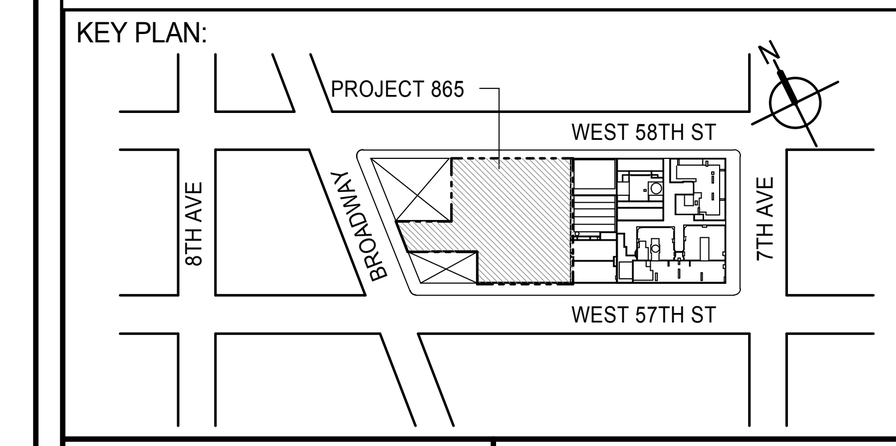

PROJECT NORTH

TRUE NORTH

DEVELOPER:
EXTELL DEVELOPMENT COMPANY
805 THIRD AVENUE, 7TH FLOOR
New York, NY 10022 USA
TEL: 212 712 6000 FAX: 212 712 6100

DESIGN ARCHITECT: Base Building Shell & Core
ADRIAN SMITH + GORDON GILL ARCHITECTURE
111 WEST MONROE STREET SUITE 2300
CHICAGO IL 60603
TEL: 312 920 1888 FAX: 312 920 1775

INTERIOR DESIGNER: Residential
Rottet Architecture and Design Studio, PLLC
298 Fifth Ave, 7th Floor
New York, NY 10001
TEL: 646 998 7000 FAX:

ARCHITECT OF RECORD: Base Building Shell, Core, & Residential
AAI ARCHITECTS, P.C.
401 Wellington St. W., 3rd Floor
Toronto, ON M5V 1E7 Canada
TEL: 416 967 1500 FAX: 416 967 7150

STRUCTURAL ENGINEERS:
WSP CANTOR SEINUK
228 EAST 45th Street
New York, NY 10017 USA
TEL: 212 687 9888 FAX: 646 487 5501

MEP ENGINEERS:
AKF GROUP
165 Broadway, 22nd Floor
New York, NY 10006 USA
TEL: 212 354 5656 FAX: 212 354 5668

GEOTECHNICAL ENGINEERS:
Langan Engineering & Environmental Services
21 Penn Plaza - 360 West 31st Street, 8th Floor
New York, NY 10001-2727
TEL: 212 479 5400 FAX: 212 479 5444

CODE CONSULTANTS:
Construction Consulting Associates
100 Church Street
New York, NY 10007
TEL: 212 385 1818 FAX: 212 385 1911

CURTAINWALL CONSULTANT:
AJLP Consulting
40 Worth Street. Suite 826
New York, NY 10013
TEL: 212 757 5659 FAX: 646 219 8508

LANDMARK/PRESERVATION CONSULTANT:
Jan Hird Pokorny Associates, Inc.
39 West 37th Street, 12A
New York, NY 10018
TEL: 212 759 6462 FAX: 212 759 6540

No.	DESCRIPTION	DATE
1	CD PROGRESS ISSUE 2	19 DEC 14
2	D.O.B. SUBMISSION	18 FEB 15
3	CD PROGRESS ISSUE 3	09 MAR 15
	D.O.B. SUBMISSION	27 APR 15
4	CD PROGRESS ISSUE 4	01 JUN 15
5	CD PROGRESS ISSUE 5	10 AUG 15
	D.O.B. AMENDMENT 2	21 SEP 15

NOT FOR BID/CONSTRUCTION

Discrepancies must be reported immediately to the Architect before proceeding. Only figured dimensions are to be used. Contractors must check all dimensions on site. This drawing is protected by copyright.

ALL DIMENSIONS ARE SHOWN IN IMPERIAL.

CONSULTANT:
AAI ARCHITECTS, P.C.

PROJECT:
217 WEST 57TH STREET
NEW YORK, NY

DRAWING TITLE:
TOWER ZONE AND MATERIAL DESIGNATION

SEAL & SIGNATURE: REGISTERED ARCHITECT WIEPKE DAVID JANSEN No. 028881 STATE OF NEW YORK

DATE:
PROJECT No: 1216-00
DRAWN: Author
CHK: Checker
REV: 5
SCALE:
DWG No: **A-803.01**
DOB PAGE No: 416 of 569

DOB EMPLOYEE STAMP:
DOB B-SCAN:

DEPT OF BLDGS 121328205 Job Number
ES037694895 Scan Code
36" x 48" Arch E -SHEET SIZE
FILE NAME: C:\Revit Local Files\EXTELL-865-AAI-TWR-CNF_hadlarim.rvt
PLOT DATE: 9/22/2015 12:14:25 PM

DEPT OF BLDGS 421263626 Job Number
E350652424276 Scan Code

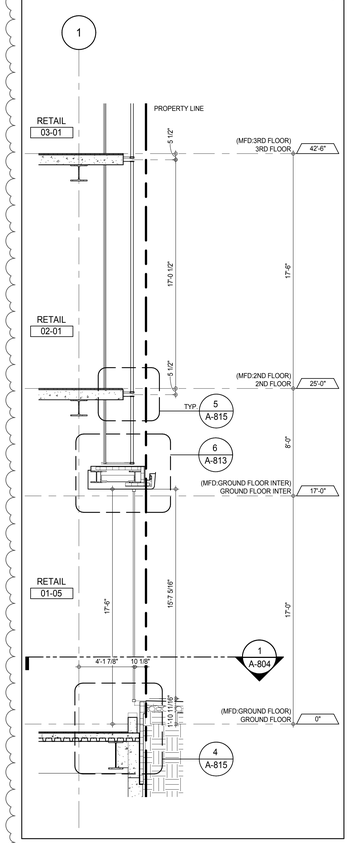

SECTION DETAIL - GROUND FLOOR 6
A-804
1/4" = 1'-0"

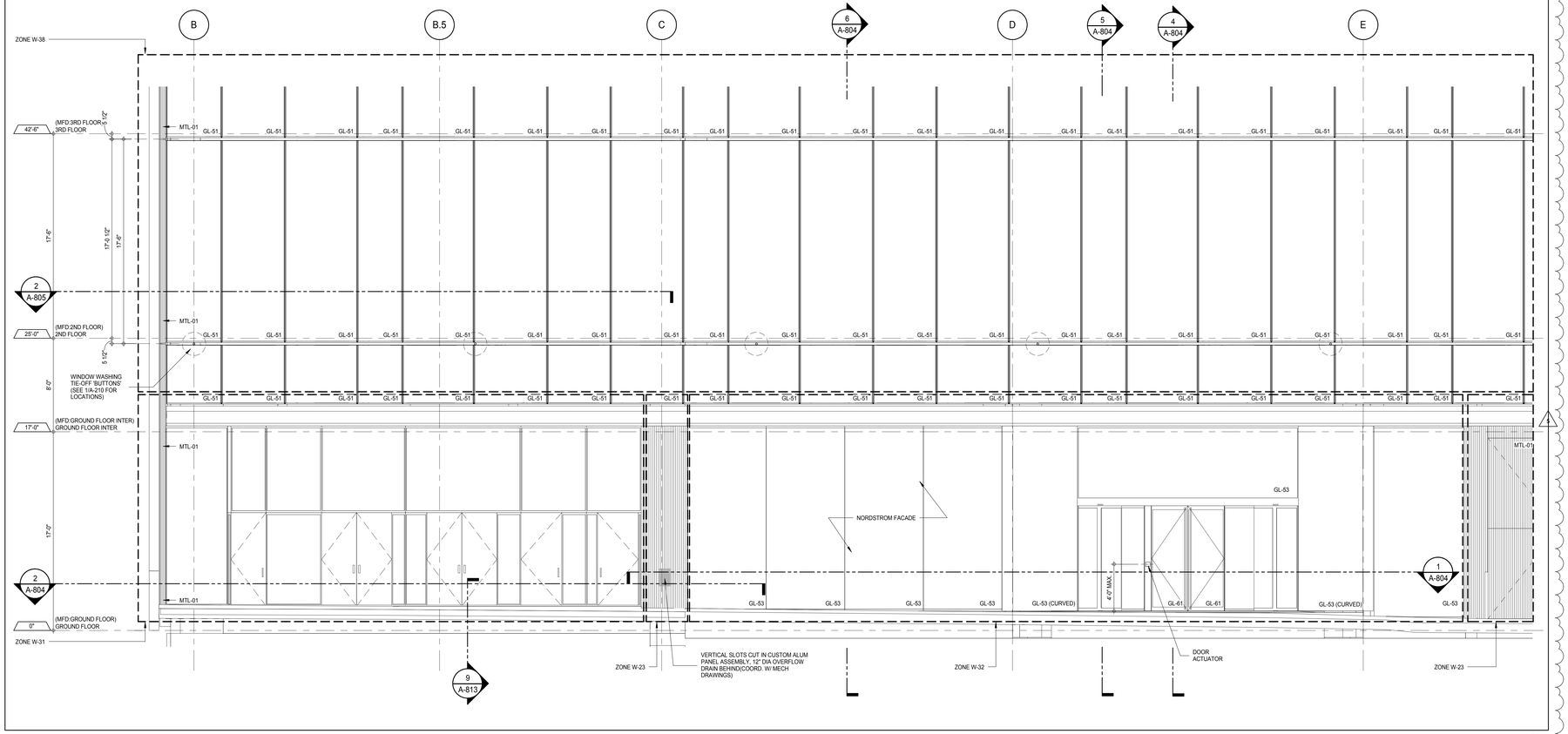

ELEVATION DETAIL - NORTH 3
A-210
1/4" = 1'-0"

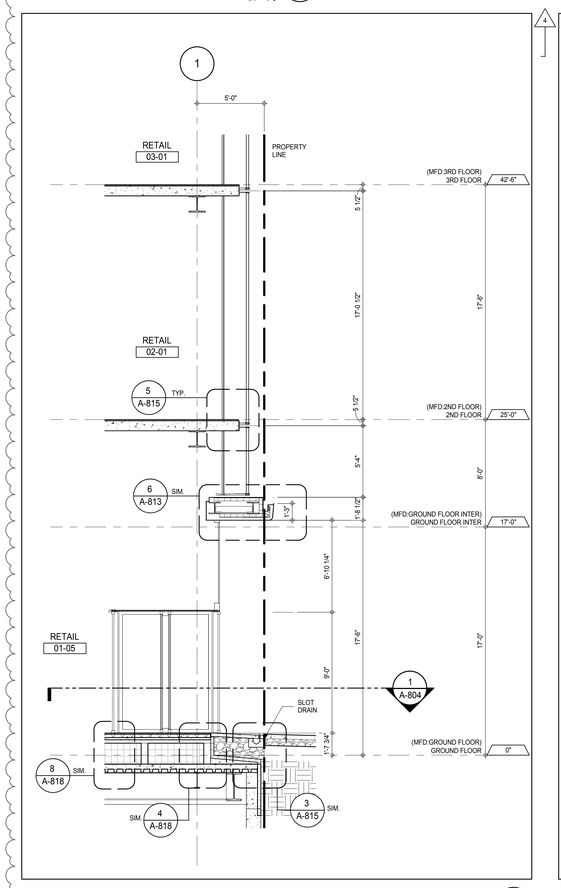

WALL SECTION AT 58TH ST. REVOLVING DOOR ENTRANCE- GROUND FLOOR 5
A-804
1/4" = 1'-0"

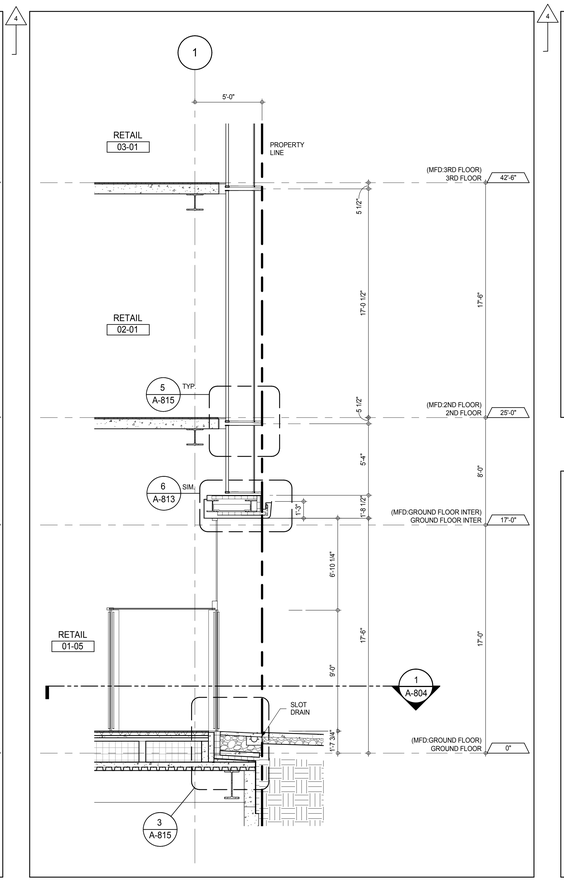

WALL SECTION AT 58TH ST. SWING DOOR ENTRANCE- GROUND FLOOR 4
A-804
1/4" = 1'-0"

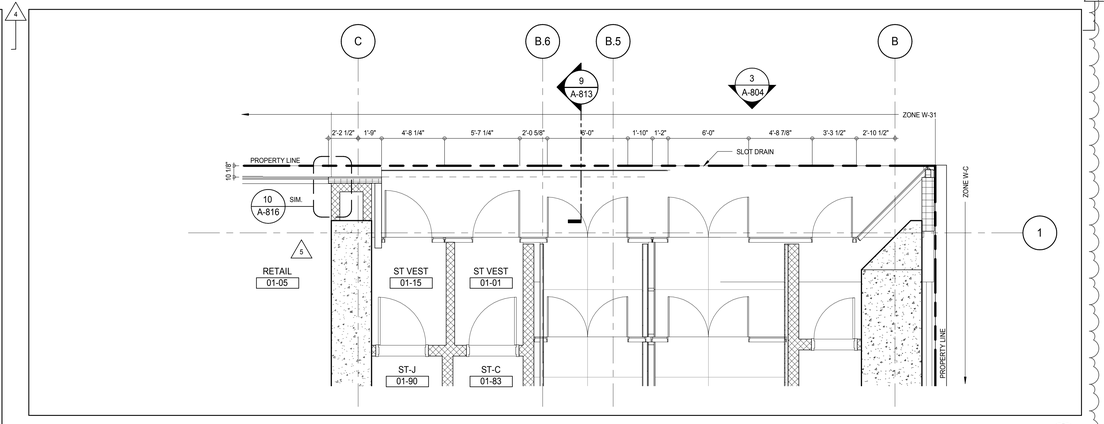

PLAN DETAIL - GROUND FLOOR NORTH 2
A-426
1/4" = 1'-0"

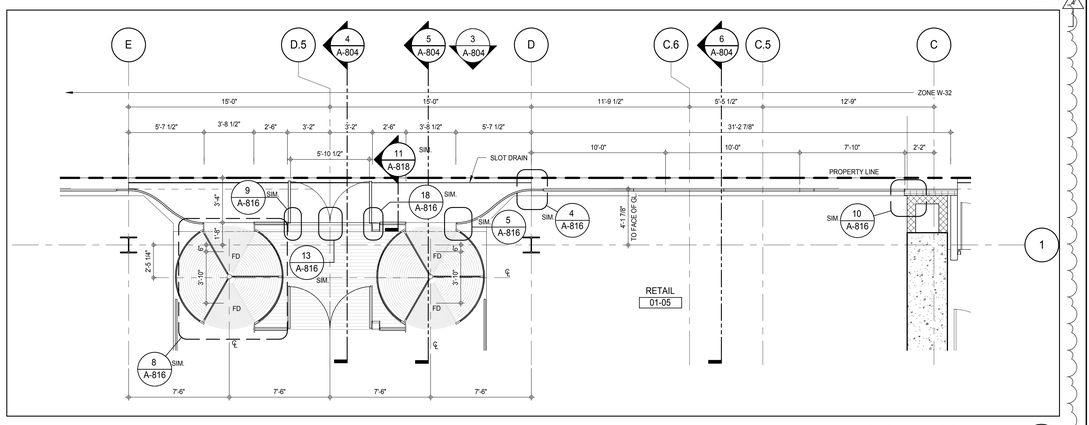

PLAN DETAIL - GROUND FLOOR - NORTH 1
A-426
1/4" = 1'-0"



KEY PLAN:

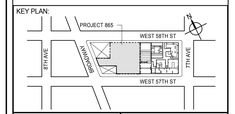

PROJECT NORTH | TRUE NORTH

DEVELOPER:
EXTELL DEVELOPMENT COMPANY
805 THIRD AVENUE, 7TH FLOOR
New York, NY 10022 USA
TEL: 212 712 6000 FAX: 212 712 6100

DESIGN ARCHITECT: Base Building Shell & Core
ADRIAN SMITH + GORDON GILL ARCHITECTURE
111 WEST MONROE STREET SUITE 2300
CHICAGO IL 60603
TEL: 312 920 1888 FAX: 312 920 1775

INTERIOR DESIGNER: Residential
Rottet Architecture and Design Studio, PLLC
298 Fifth Ave, 7th Floor
New York, NY 10001
TEL: 646 998 7000 FAX:

ARCHITECT OF RECORD: Base Building Shell, Core, & Residential
AAI ARCHITECTS, P.C.
401 Wellington St. W., 3rd Floor
Toronto, ON M5V 1E7 Canada
TEL: 416 967 1500 FAX: 416 967 7150

STRUCTURAL ENGINEERS:
WSP CANTOR SEINUK
228 EAST 45th Street
New York, NY 10017 USA
TEL: 212 687 9888 FAX: 646 487 5501

MEP ENGINEERS:
AKF GROUP
165 Broadway, 22nd Floor
New York, NY 10006 USA
TEL: 212 354 5656 FAX: 212 354 5668

GEOTECHNICAL ENGINEERS:
Langan Engineering & Environmental Services
21 Penn Plaza - 360 West 31st Street, 8th Floor
New York, NY 10001-2727
TEL: 212 479 5400 FAX: 212 479 5444

CODE CONSULTANTS:
Construction Consulting Associates
100 Church Street
New York, NY 10007
TEL: 212 385 1818 FAX: 212 385 1911

CURTAINWALL CONSULTANT:
AJLP Consulting
40 Worth Street. Suite 826
New York, NY 10013
TEL: 212 757 5659 FAX: 646 219 8508

LANDMARK/PRESERVATION CONSULTANT:
Jan Hird Pokorny Associates, Inc.
39 West 37th Street, 12A
New York, NY 10018
TEL: 212 759 6462 FAX: 212 759 6540

No.	DESCRIPTION	DATE
1	CD PROGRESS ISSUE 2	19 DEC 14
2	D.O.B. SUBMISSION	18 FEB 15
3	CD PROGRESS ISSUE 3	09 MAR 15
	D.O.B. SUBMISSION	27 APR 15
4	CD PROGRESS ISSUE 4	01 JUN 15
	D.O.B. AMENDMENT 1	24 JUL 15
5	CD PROGRESS ISSUE 5	10 AUG 15
	D.O.B. AMENDMENT 2	21 SEP 15

NOT FOR BID/CONSTRUCTION

Discrepancies must be reported immediately to the Architect before proceeding. Only figured dimensions are to be used. Contractors must check all dimensions on site. This drawing is protected by copyright.

ALL DIMENSIONS ARE SHOWN IN IMPERIAL.

CONSULTANT: AAI ARCHITECTS, P.C.

PROJECT:
217 WEST 57TH STREET
NEW YORK, NY

DRAWING TITLE:
EXTERIOR WALL DETAILS - PODIUM - NORTH

SEAL & SIGNATURE: REGISTERED ARCHITECT ADRIAN DAVID GILL AA 029881 STATE OF NEW YORK

DATE:	19 DEC 14
PROJECT No:	1216-00
DRAWN: Author	REV:
CHK: Checker	5
SCALE: 1/4" = 1'-0"	
DWG No:	A-804.01
DOB PAGE No:	417 of 569

DOB EMPLOYEE STAMP: DOB B-SCAN:

36" x 48" Arch E SHEET SIZE
FILE NAME: C:\Revit Local Files\EXTELL-865-AAI-TVER-CNF_Jsellstrom.rvt
PLOT DATE: 6/22/2015 12:15:53 PM

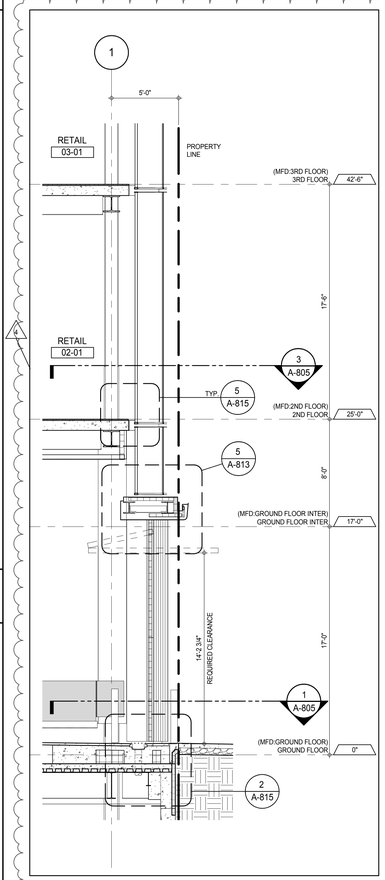

SECTION DETAIL - GROUND FLOOR- NORTH 7
A-509
1/4" = 1'-0"

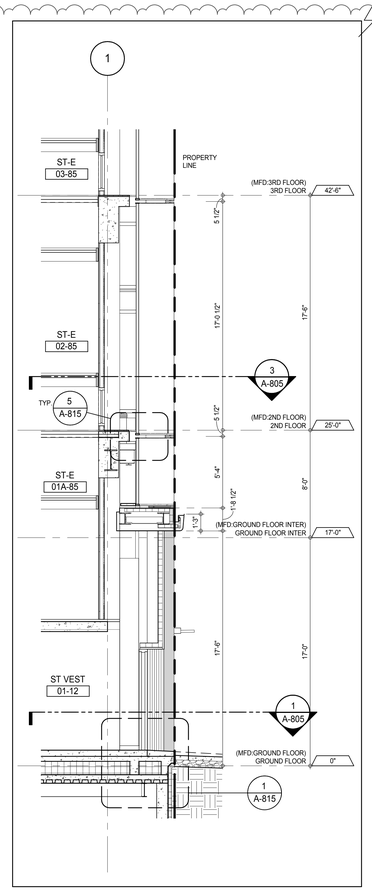

SECTION DETAIL - GROUND FLOOR - NORTH 6
A-805
1/4" = 1'-0"

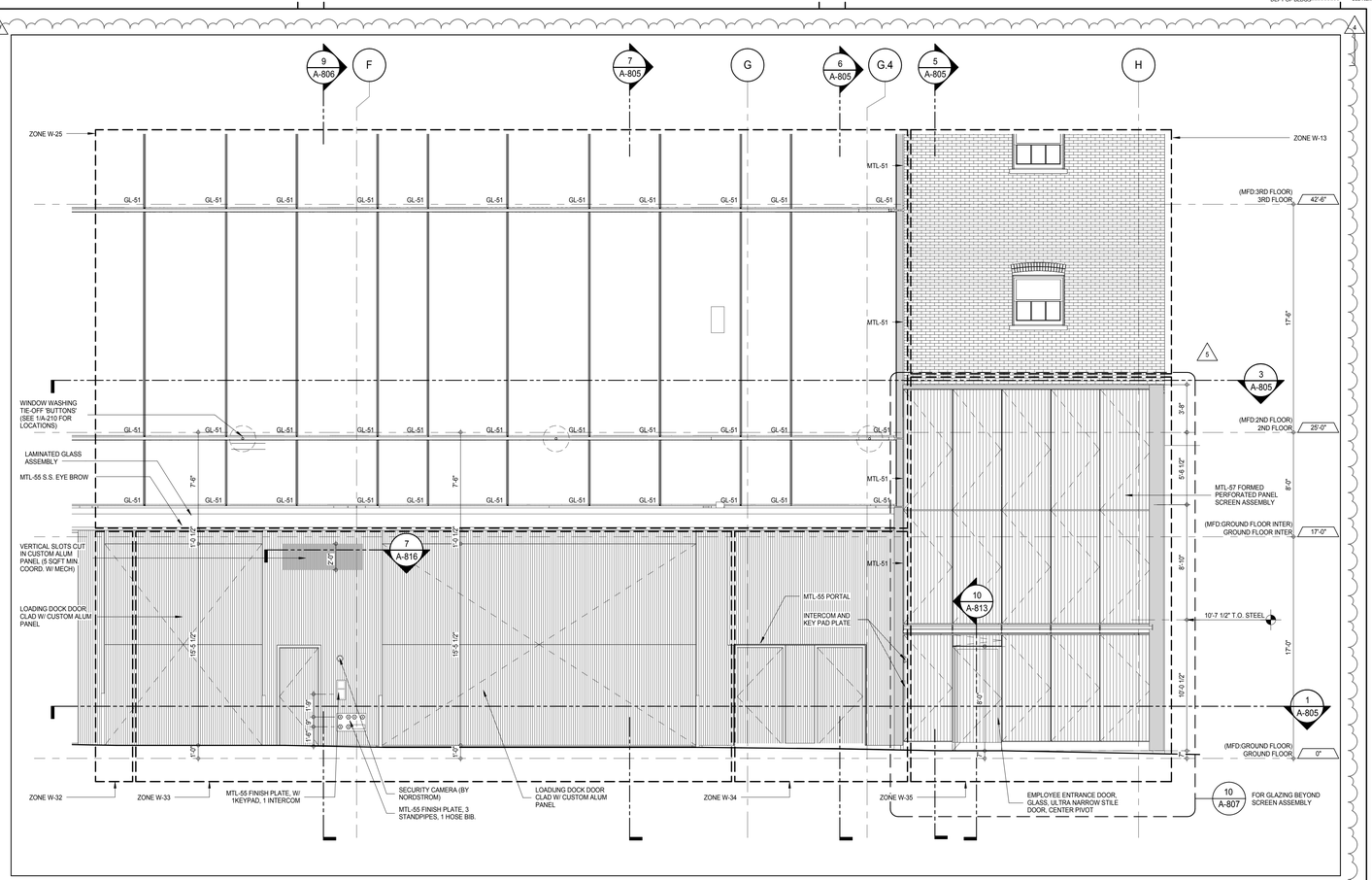

ELEVATION DETAIL - NORTH 4
A-210
1/4" = 1'-0"

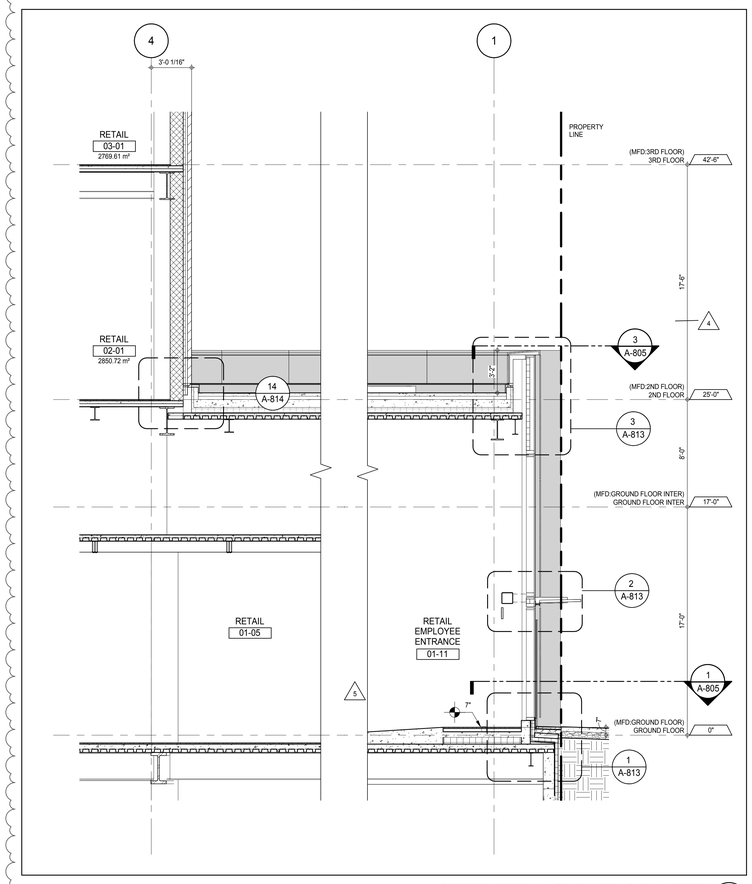

SECTION DETAIL - GROUND FLOOR - NORTH 5
A-805
1/4" = 1'-0"

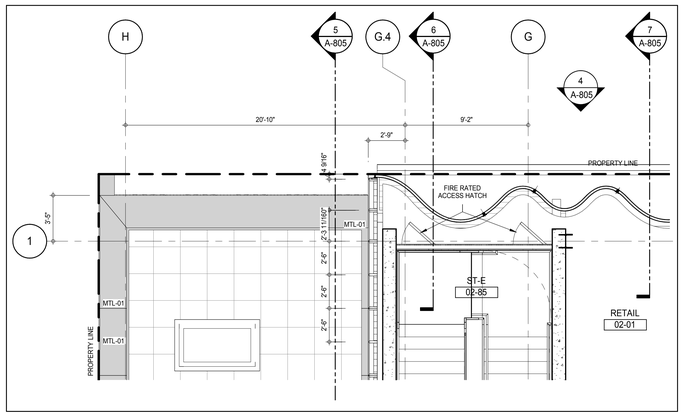

PLAN DETAIL - 2ND FLOOR - NORTH 3
A-433
1/4" = 1'-0"

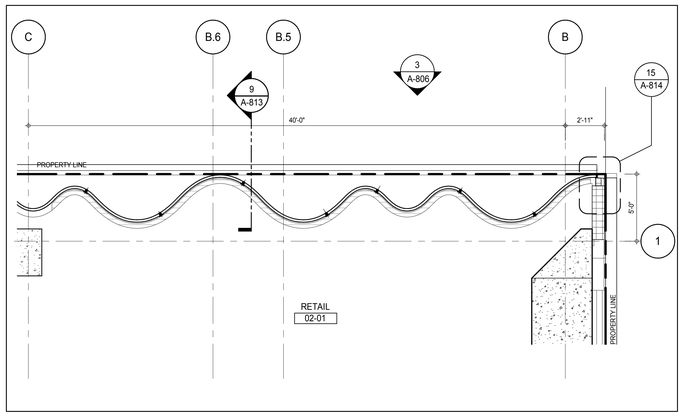

PLAN DETAIL - 2ND FLOOR - NORTH 2
A-804
1/4" = 1'-0"

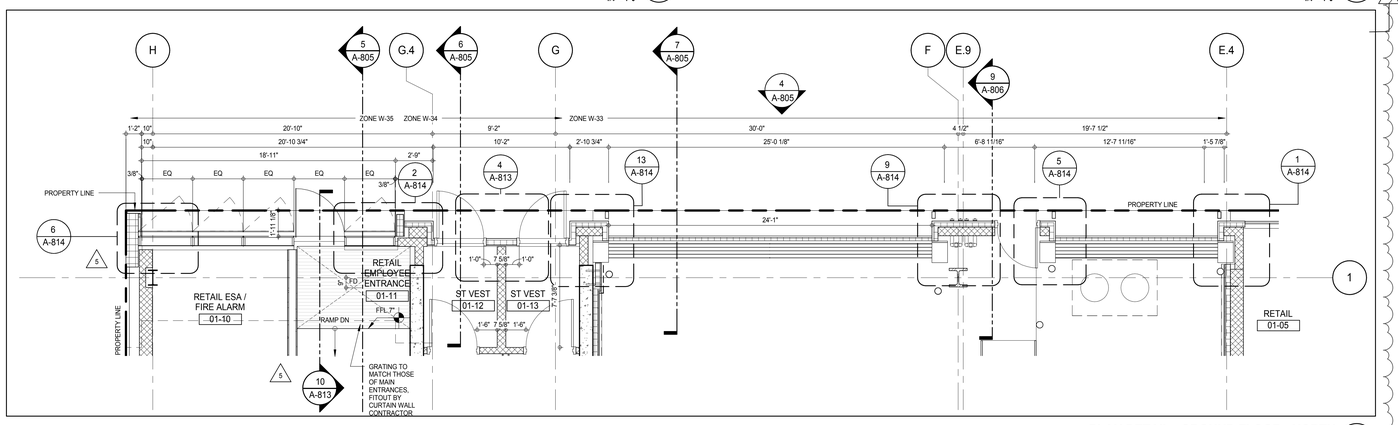

PLAN DETAIL - GROUND FLOOR - NORTH 1
A-427
1/4" = 1'-0"



KEY PLAN:

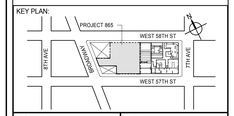

PROJECT NORTH: TRUE NORTH

DEVELOPER:
EXTELL DEVELOPMENT COMPANY
805 THIRD AVENUE, 7TH FLOOR
New York, NY 10022 USA
TEL: 212 712 6000 FAX: 212 712 6100

DESIGN ARCHITECT: Base Building Shell & Core
ADRIAN SMITH + GORDON GILL ARCHITECTURE
111 WEST MONROE STREET SUITE 2300
CHICAGO IL 60603
TEL: 312 920 1888 FAX: 312 920 1775

INTERIOR DESIGNER: Residential
Rottet Architecture and Design Studio, PLLC
298 Fifth Ave. 7th Floor
New York, NY 10001
TEL: 646 998 7000 FAX:

ARCHITECT OF RECORD: Base Building Shell, Core, & Residential
AAI ARCHITECTS, P.C.
401 Wellington St. W., 3rd Floor
Toronto, ON M5V 1E7 Canada
TEL: 416 967 1500 FAX: 416 967 7150

STRUCTURAL ENGINEERS:
WSP CANTOR SEINUK
228 EAST 45th Street
New York, NY 10017 USA
TEL: 212 687 9888 FAX: 646 487 5501

MEP ENGINEERS:
AKF GROUP
165 Broadway, 22nd Floor
New York, NY 10006 USA
TEL: 212 354 5656 FAX: 212 354 5668

GEOTECHNICAL ENGINEERS:
Langan Engineering & Environmental Services
21 Penn Plaza - 360 West 31st Street, 8th Floor
New York, NY 10001-2727
TEL: 212 479 5400 FAX: 212 479 5444

CODE CONSULTANTS:
Construction Consulting Associates
100 Church Street
New York, NY 10007
TEL: 212 385 1818 FAX: 212 385 1911

CURTAINWALL CONSULTANT:
AJLP Consulting
40 Worth Street. Suite 826
New York, NY 10013
TEL: 212 757 5659 FAX: 646 219 8508

LANDMARK/PRESERVATION CONSULTANT:
Jan Hird Pokorny Associates, Inc.
39 West 37th Street, 12A
New York, NY 10018
TEL: 212 759 6462 FAX: 212 759 6540

No.	DESCRIPTION	DATE
1	CD PROGRESS ISSUE 2	19 DEC 14
2	D.O.B. SUBMISSION	18 FEB 15
3	CD PROGRESS ISSUE 3	09 MAR 15
	D.O.B. SUBMISSION	27 APR 15
4	CD PROGRESS ISSUE 4	01 JUN 15
5	CD PROGRESS ISSUE 5	10 AUG 15
	D.O.B. AMENDMENT 2	21 SEP 15

NOT FOR BID/CONSTRUCTION

Discrepancies must be reported immediately to the Architect before proceeding. Only figured dimensions are to be used. Contractors must check all dimensions on site. This drawing is protected by copyright.

ALL DIMENSIONS ARE SHOWN IN IMPERIAL.

CONSULTANT: AAI ARCHITECTS, P.C.

PROJECT:
217 WEST 57TH STREET
NEW YORK, NY

DRAWING TITLE:
EXTERIOR WALL DETAILS - PODIUM - NORTH

SEAL & SIGNATURE: REGISTERED ARCHITECT MICHAEL DAVID JANOSKI No. 028881 STATE OF NEW YORK

DATE:	19 DEC 14
PROJECT No:	1216-00
DRAWN: Author	REV: 5
CHK: Checker	
SCALE: 1/4" = 1'-0"	
DWG No:	A-805.01
DOB PAGE No:	418 of 569

DOB EMPLOYEE STAMP: DOB B-SCAN:

DEPT OF BLDGS 421263626 Job Number
E-Sign 939542 Scan Code

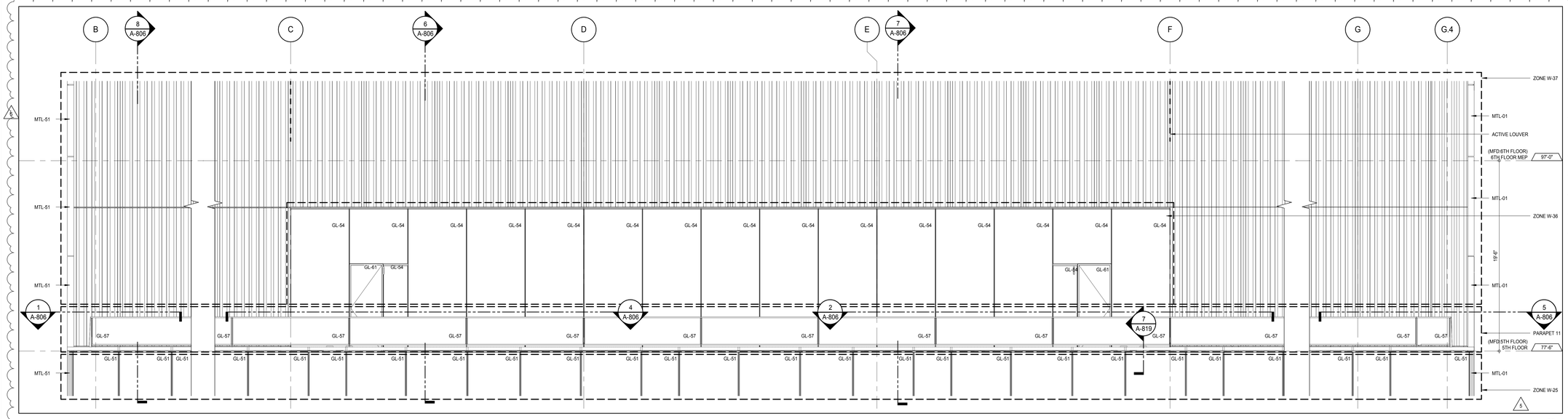

ELEVATION DETAIL - NORTH 3
A-210
1/4" = 1'-0"

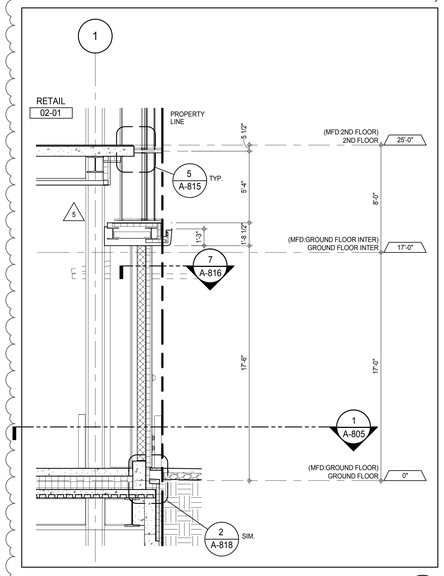

SECTION DETAIL - GROUND FLOOR 9
A-805
1/4" = 1'-0"

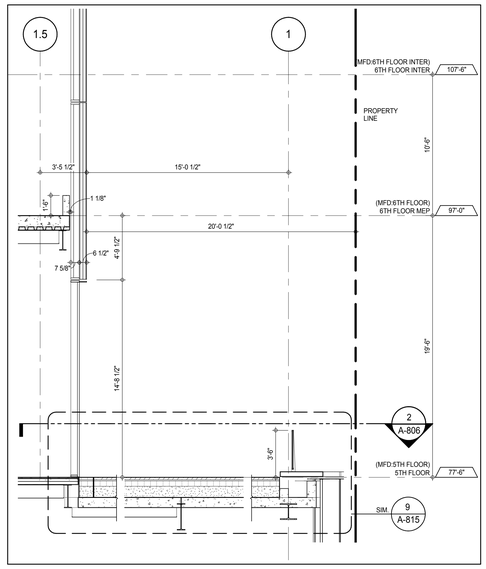

SECTION DETAIL - 5TH FLOOR - NORTH 7
A-806
1/4" = 1'-0"

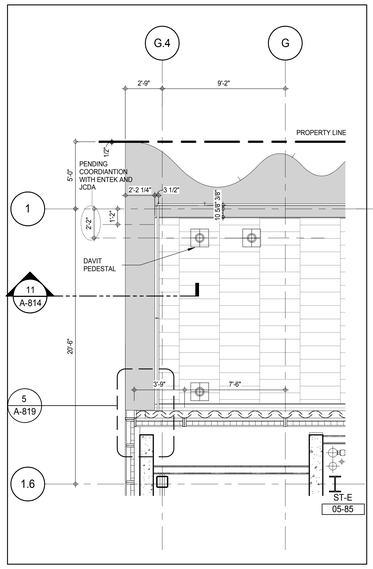

PLAN DETAIL- 5TH FLOOR - NORTH 5
A-451
1/4" = 1'-0"

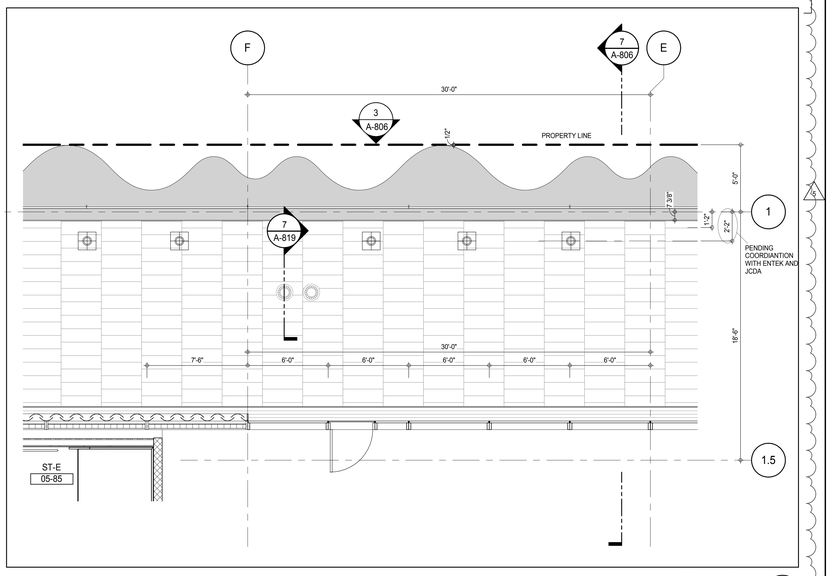

PLAN DETAIL - 5TH FLOOR - NORTH 2
A-451
1/4" = 1'-0"

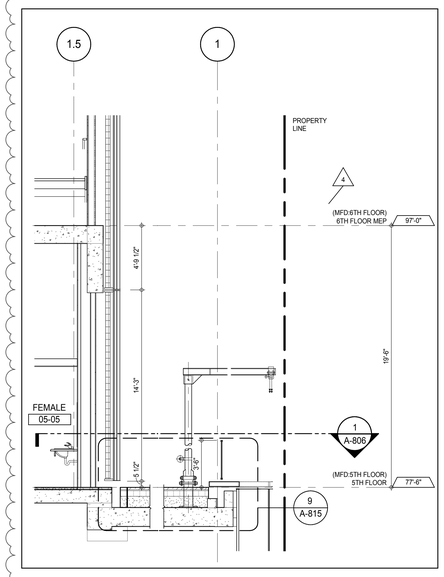

SECTION DETAIL - 5TH FLOOR - NORTH 8
A-806
1/4" = 1'-0"

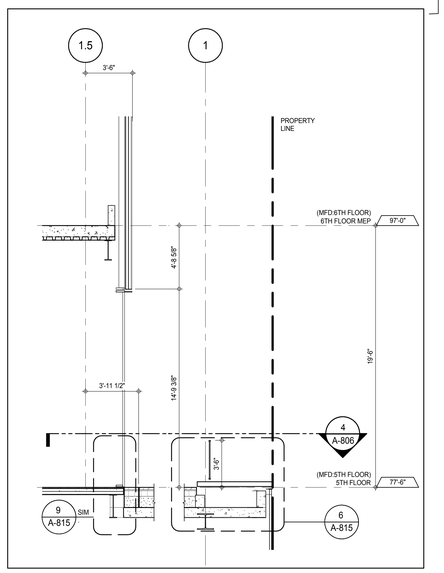

SECTION DETAIL - 5TH FLOOR - NORTH 6
A-806
1/4" = 1'-0"

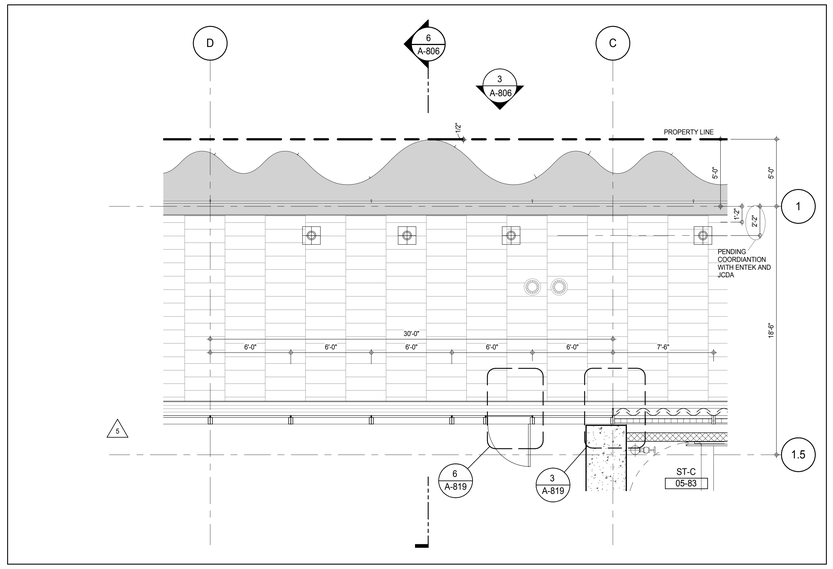

PLAN DETAIL - 5TH FLOOR - NORTH 4
A-450
1/4" = 1'-0"

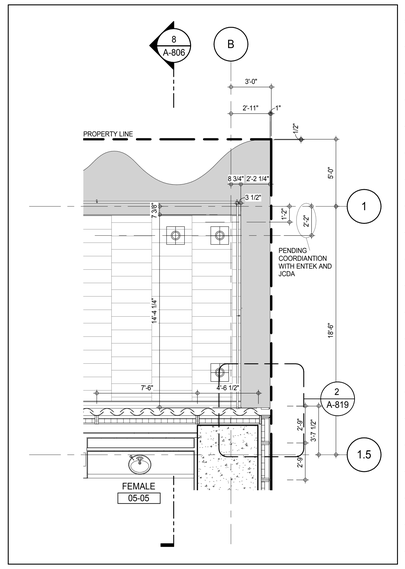

PLAN DETAIL - 5TH FLOOR - NORTH 1
A-450
1/4" = 1'-0"

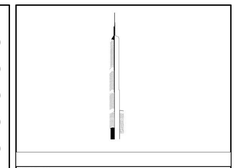

KEY PLAN:

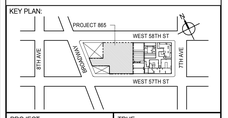

PROJECT NORTH: TRUE NORTH

DEVELOPER:
EXTELL DEVELOPMENT COMPANY
805 THIRD AVENUE, 7TH FLOOR
New York, NY 10022 USA
TEL: 212 712 6000 FAX: 212 712 6100

DESIGN ARCHITECT: Base Building Shell & Core
ADRIAN SMITH + GORDON GILL ARCHITECTURE
111 WEST MONROE STREET SUITE 2300
CHICAGO IL 60603
TEL: 312 920 1888 FAX: 312 920 1775

INTERIOR DESIGNER: Residential
Rottet Architecture and Design Studio, PLLC
298 Fifth Ave, 7th Floor
New York, NY 10001
TEL: 646 998 7000 FAX:

ARCHITECT OF RECORD: Base Building Shell, Core, & Residential
AAI ARCHITECTS, P.C.
401 Wellington St. W., 3rd Floor
Toronto, ON M5V 1E7 Canada
TEL: 416 967 1500 FAX: 416 967 7150

STRUCTURAL ENGINEERS:
WSP CANTOR SEINUK
228 EAST 45th Street
New York, NY 10017 USA
TEL: 212 687 9888 FAX: 646 487 5501

MEP ENGINEERS:
AKF GROUP
165 Broadway, 22nd Floor
New York, NY 10006 USA
TEL: 212 354 5656 FAX: 212 354 5668

GEOTECHNICAL ENGINEERS:
Langan Engineering & Environmental Services
21 Penn Plaza - 360 West 31st Street, 8th Floor
New York, NY 10001-2727
TEL: 212 479 5400 FAX: 212 479 5444

CODE CONSULTANTS:
Construction Consulting Associates
100 Church Street
New York, NY 10007
TEL: 212 385 1818 FAX: 212 385 1911

CURTAINWALL CONSULTANT:
AJLP Consulting
40 Worth Street. Suite 826
New York, NY 10013
TEL: 212 757 5659 FAX: 646 219 8508

LANDMARK/PRESERVATION CONSULTANT:
Jan Hird Pokorny Associates, Inc.
39 West 37th Street, 12A
New York, NY 10018
TEL: 212 759 6462 FAX: 212 759 6540

No.	DESCRIPTION	DATE
1	CD PROGRESS ISSUE 2	19 DEC 14
2	D.O.B. SUBMISSION	18 FEB 15
3	CD PROGRESS ISSUE 3	09 MAR 15
	D.O.B. SUBMISSION	27 APR 15
4	CD PROGRESS ISSUE 4	01 JUN 15
5	CD PROGRESS ISSUE 5	10 AUG 15
	D.O.B. AMENDMENT 2	21 SEP 15

NOT FOR BID/CONSTRUCTION

Discrepancies must be reported immediately to the Architect before proceeding. Only figured dimensions are to be used. Contractors must check all dimensions on site. This drawing is protected by copyright.

ALL DIMENSIONS ARE SHOWN IN IMPERIAL.

CONSULTANT: AAI ARCHITECTS, P.C.

PROJECT:
217 WEST 57TH STREET
NEW YORK, NY

DRAWING TITLE:
EXTERIOR WALL DETAILS - PODIUM - NORTH

SEAL & SIGNATURE: REGISTERED ARCHITECT ADE DAVID UNGERS 026885 STATE OF NEW YORK

DATE:	19 DEC 14
PROJECT No:	1216-00
DRAWN: Author	REV: 5
CHK: Checker	
SCALE: 1/4" = 1'-0"	
DWG No:	A-806.01
DOB PAGE No:	419 of 569

DOB EMPLOYEE STAMP: DOB B-SCAN:

FILE NAME: C:\Revit Local Files\EXTELL-865-AAI-TWR-CNE_hadams.rvt
PLOT DATE: 9/28/2015 12:16:25 PM
36" x 48" Arch E SHEET SIZE

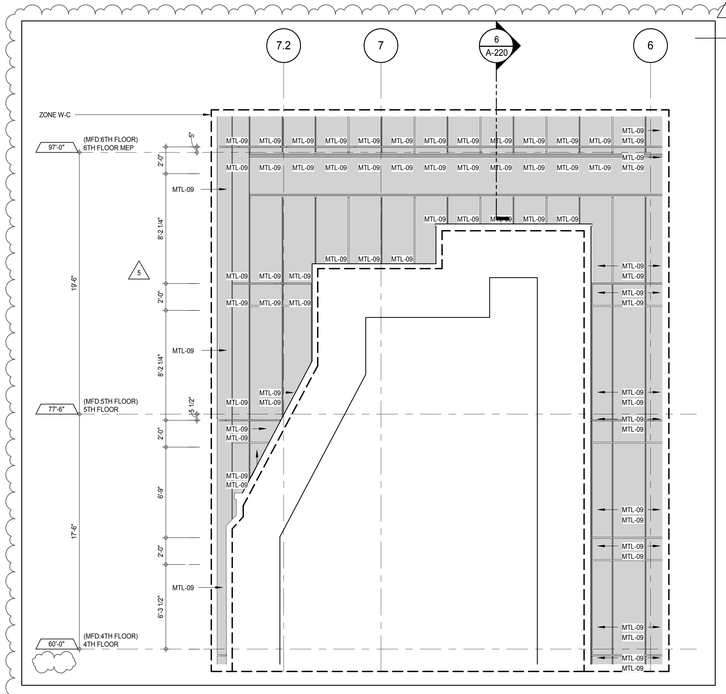

ELEVATION DETAIL - EAST 12
A-220
1/4" = 1'-0"

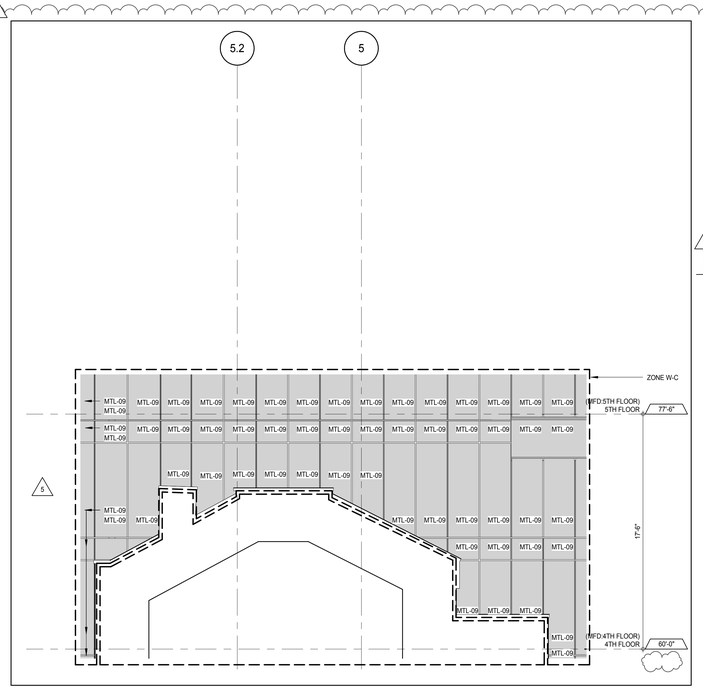

ELEVATION DETAIL - EAST 5
A-220
1/4" = 1'-0"

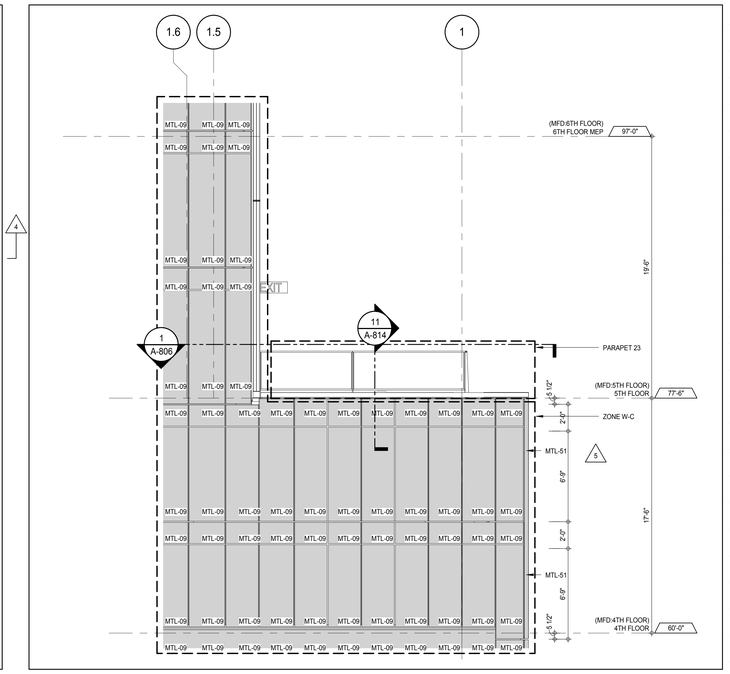

ELEVATION DETAIL - EAST 3
A-220
1/4" = 1'-0"

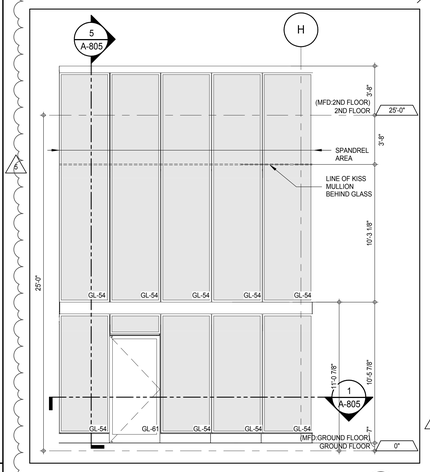

ELEVATION - GLAZING BEYOND SCREEN ASSEMBLY 10
A-805
1/4" = 1'-0"

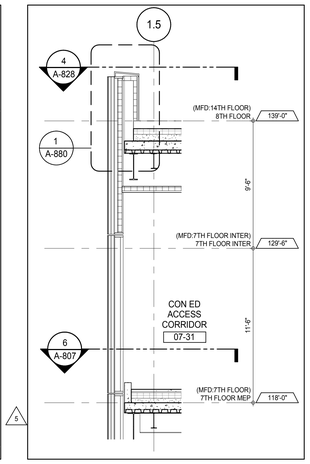

SECTION DETAIL - 7TH FLOOR - NORTH LOUVER 9
A-807
1/4" = 1'-0"

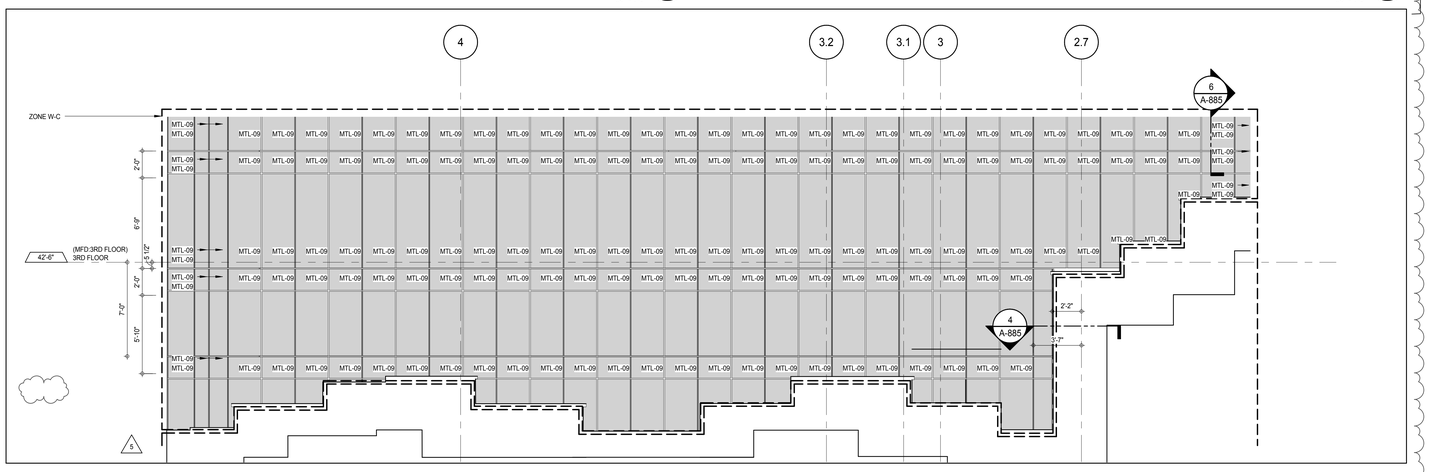

ELEVATION DETAIL - EAST 2
A-220
1/4" = 1'-0"

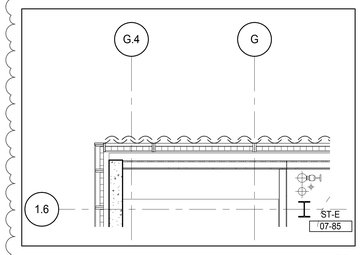

PLAN DETAIL - 7TH FLOOR - NORTH WEST 8
A-463
1/4" = 1'-0"

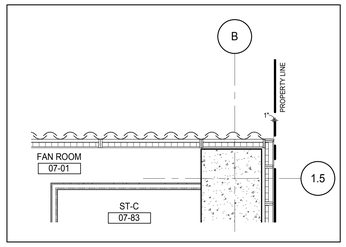

PLAN DETAIL - 7TH FLOOR - NORTH EAST 7
A-462
1/4" = 1'-0"

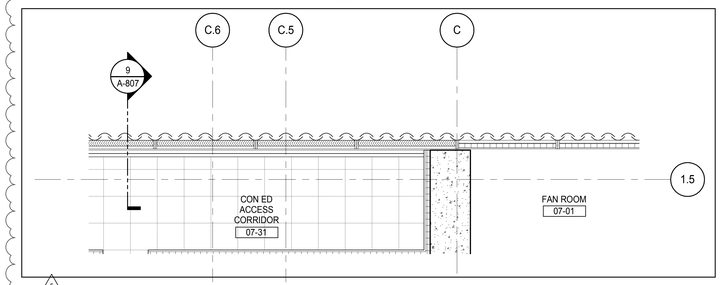

PLAN DETAIL - 7TH FLOOR - NORTH 6
A-462
1/4" = 1'-0"

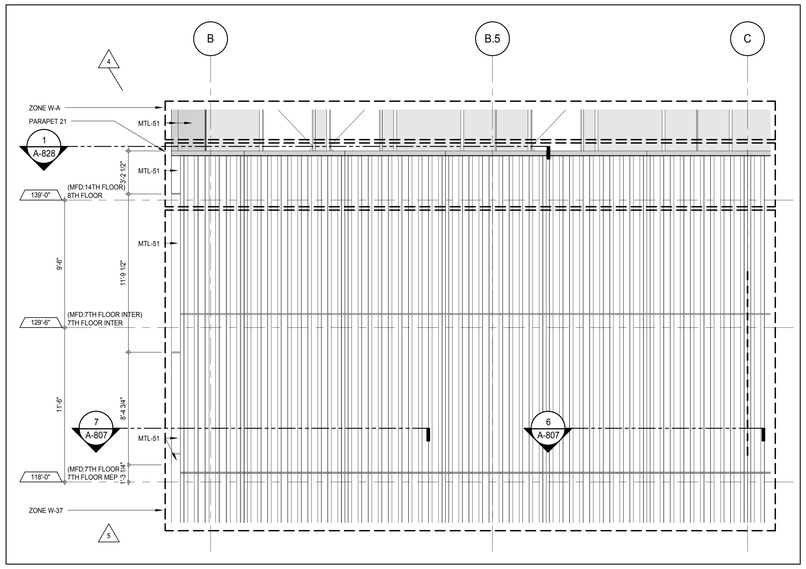

ELEVATION DETAIL - NORTH 4
A-210
1/4" = 1'-0"

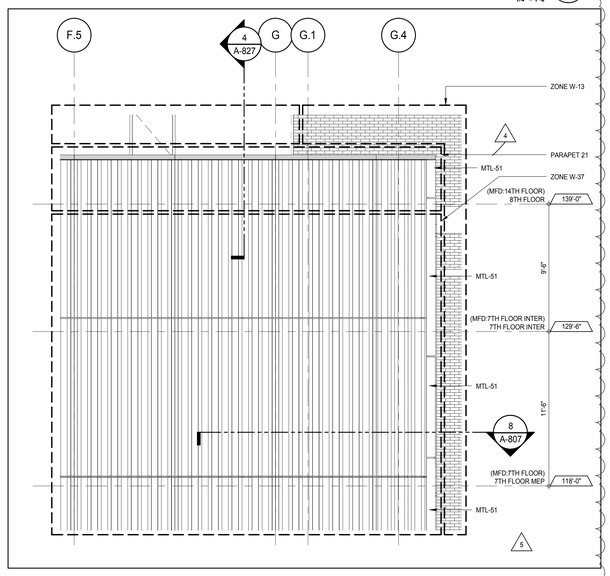

ELEVATION DETAIL - NORTH 1
A-210
1/4" = 1'-0"



KEY PLAN:

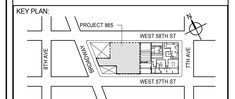

PROJECT NORTH

TRUE NORTH

DEVELOPER:
EXTELL DEVELOPMENT COMPANY
805 THIRD AVENUE, 7TH FLOOR
New York, NY 10022 USA
TEL: 212 712 6000 FAX: 212 712 6100

DESIGN ARCHITECT: Base Building Shell & Core
ADRIAN SMITH + GORDON GILL ARCHITECTURE
111 WEST MONROE STREET SUITE 2300
CHICAGO IL 60603
TEL: 312 920 1888 FAX: 312 920 1775

INTERIOR DESIGNER: Residential
Rottet Architecture and Design Studio, PLLC
298 Fifth Ave, 7th Floor
New York, NY 10001
TEL: 646 998 7000 FAX:

ARCHITECT OF RECORD: Base Building Shell, Core, & Residential
AAI ARCHITECTS, P.C.
401 Wellington St. W., 3rd Floor
Toronto, ON M5V 1E7 Canada
TEL: 416 967 1500 FAX: 416 967 7150

STRUCTURAL ENGINEERS:
WSP CANTOR SEINUK
228 EAST 45th Street
New York, NY 10017 USA
TEL: 212 687 9888 FAX: 646 487 5501

MEP ENGINEERS:
AKF GROUP
165 Broadway, 22nd Floor
New York, NY 10006 USA
TEL: 212 354 5656 FAX: 212 354 5668

GEOTECHNICAL ENGINEERS:
Langan Engineering & Environmental Services
21 Penn Plaza - 360 West 31st Street, 8th Floor
New York, NY 10001-2727
TEL: 212 479 5400 FAX: 212 479 5444

CODE CONSULTANTS:
Construction Consulting Associates
100 Church Street
New York, NY 10007
TEL: 212 385 1818 FAX: 212 385 1911

CURTAINWALL CONSULTANT:
AJLP Consulting
40 Worth Street. Suite 826
New York, NY 10013
TEL: 212 757 5659 FAX: 646 219 8508

LANDMARK/PRESERVATION CONSULTANT:
Jan Hird Pokorny Associates, Inc.
39 West 37th Street, 12A
New York, NY 10018
TEL: 212 759 6462 FAX: 212 759 6540

No.	DESCRIPTION	DATE
1	CD PROGRESS ISSUE 2	19 DEC 14
2	D.O.B. SUBMISSION	18 FEB 15
3	CD PROGRESS ISSUE 3	09 MAR 15
	D.O.B. SUBMISSION	27 APR 15
4	CD PROGRESS ISSUE 4	01 JUN 15
5	CD PROGRESS ISSUE 5	10 AUG 15
	D.O.B. AMENDMENT 2	21 SEP 15

NOT FOR BID/CONSTRUCTION

Discrepancies must be reported immediately to the Architect before proceeding. Only figured dimensions are to be used. Contractors must check all dimensions on site. This drawing is protected by copyright.

ALL DIMENSIONS ARE SHOWN IN IMPERIAL.

CONSULTANT:

AAI ARCHITECTS, P.C.

PROJECT:

217 WEST 57TH STREET
NEW YORK, NY

DRAWING TITLE:

EXTERIOR WALL DETAILS - PODIUM - NORTH AND EAST

SEAL & SIGNATURE:

REGISTERED ARCHITECT WILLIAM DAVID JAMES 026885 STATE OF NEW YORK

DATE:	19 DEC 14
PROJECT No:	1216-00
DRAWN: Author	REV:
CHK: Checker	5
SCALE: 1/4" = 1'-0"	
DWG No:	A-807.01
DOB PAGE No:	420 of 569

DOB EMPLOYEE STAMP:

DOB B-SCAN:

DEPT OF BLDGS 421208305 Job Number
E3621004057 Scan Code
36" x 48" Arch E SHEET SIZE
FILE NAME: C:\Revit Local Files\EXTELL-865-AAI-TWR-CNF_Jsellers.rvt
PLOT DATE: 6/22/2015 12:11:11 PM

DEPT OF BLDGS 421263626 Job Number
E300950776 Scan Code

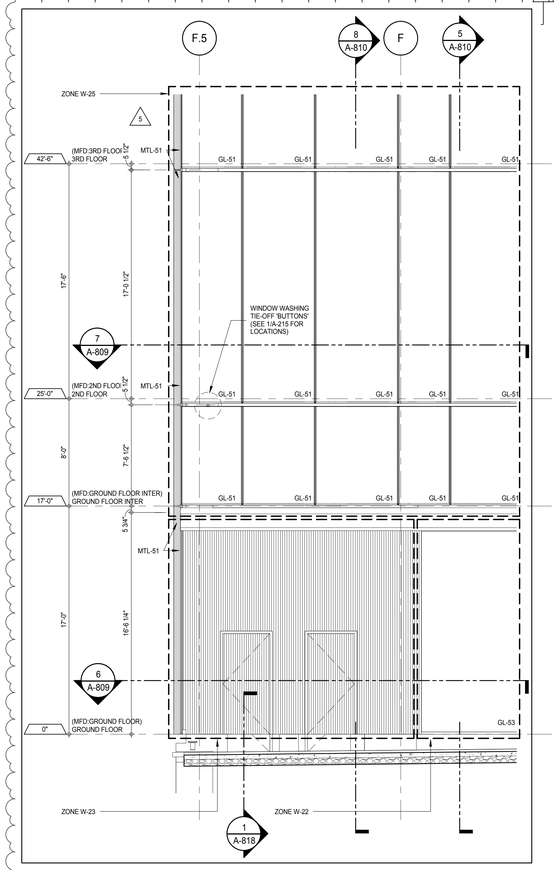

ELEVATION DETAIL - SOUTH 8
A-215
1/4" = 1'-0"

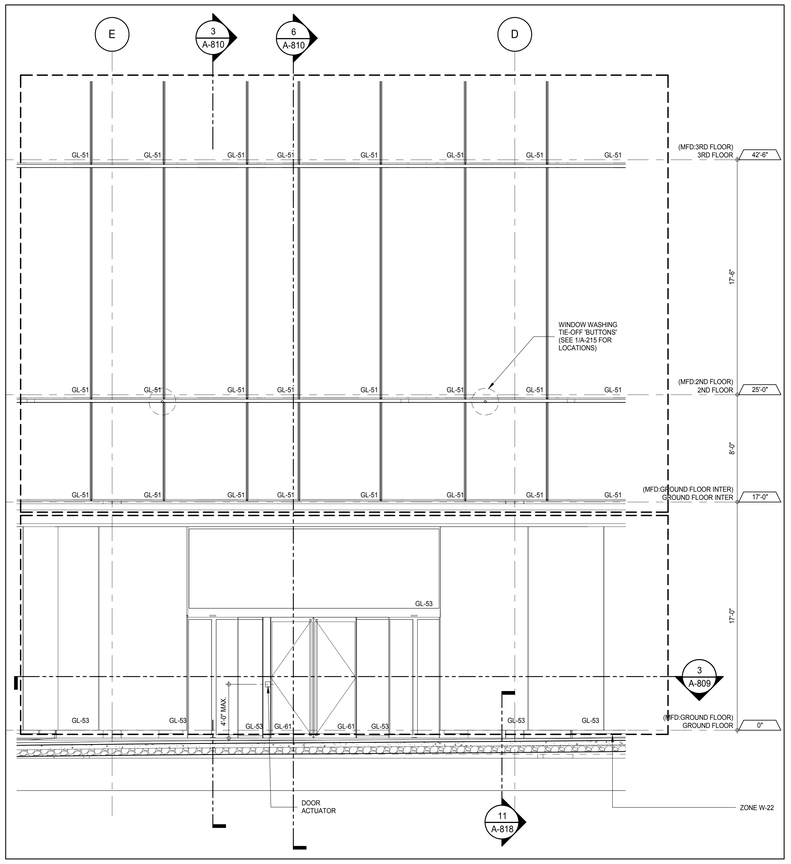

ELEVATION DETAIL -SOUTH 5
A-215
1/4" = 1'-0"

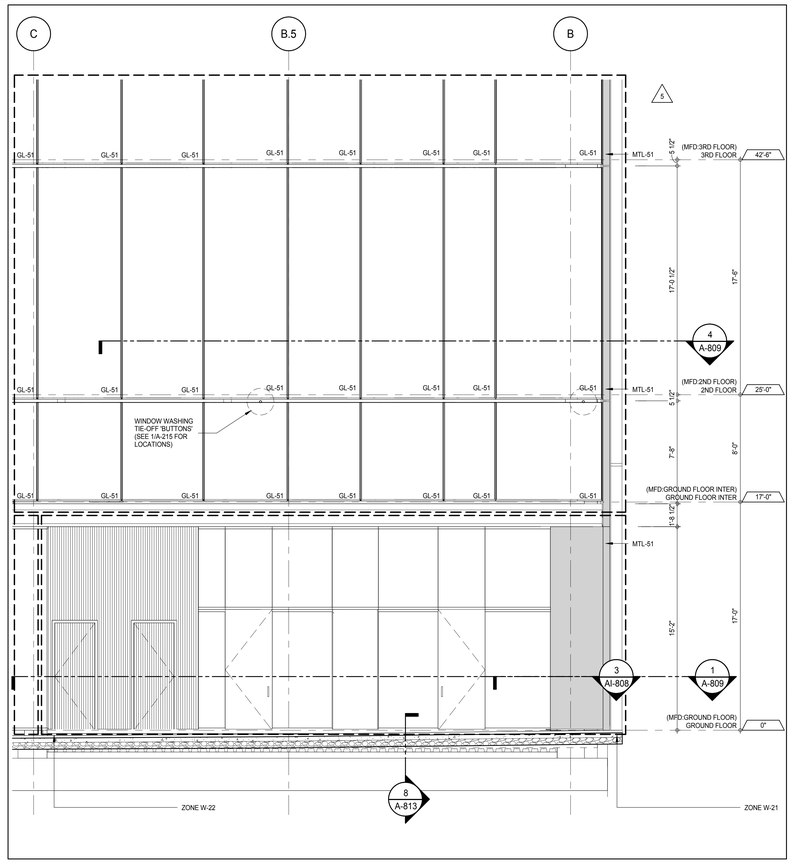

ELEVATION DETAIL - SOUTH 2
A-215
1/4" = 1'-0"

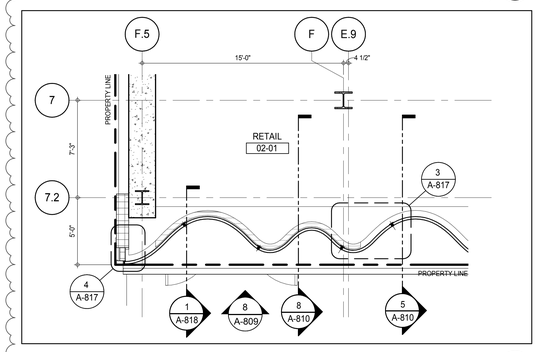

PLAN DETAIL - 2ND FLOOR - SOUTH 7
A-434
1/4" = 1'-0"

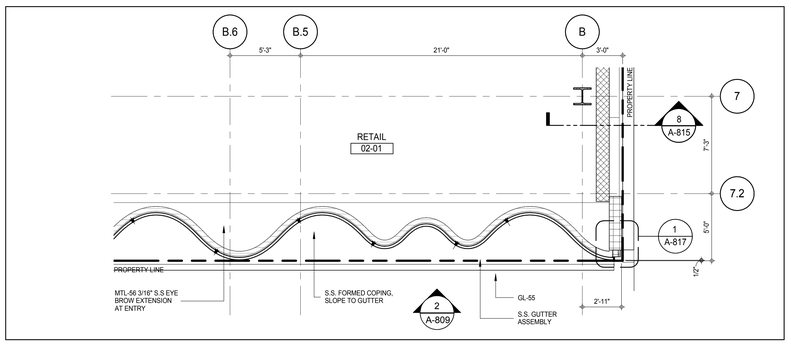

PLAN DETAIL - 2ND FLOOR -SOUTH 4
A-431
1/4" = 1'-0"

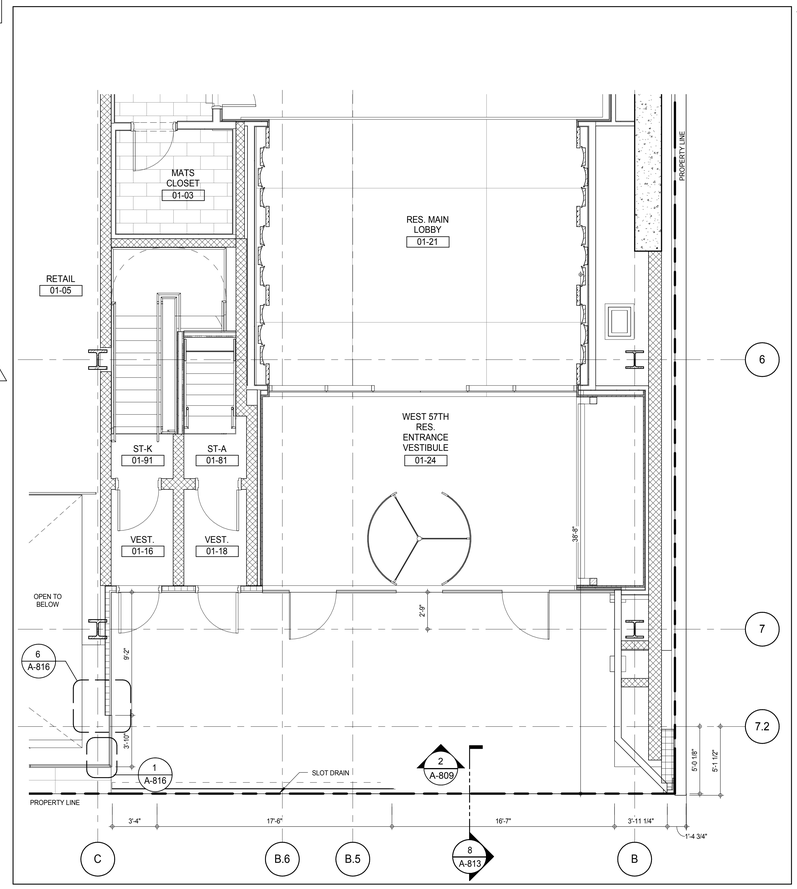

PLAN DETAIL - GROUND FLOOR - SOUTH 1
A-809
1/4" = 1'-0"

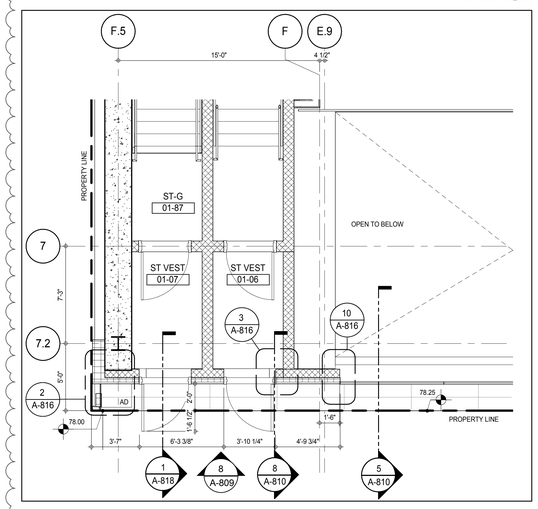

PLAN DETAIL - GROUND FLOOR- SOUTH 6
A-433
1/4" = 1'-0"

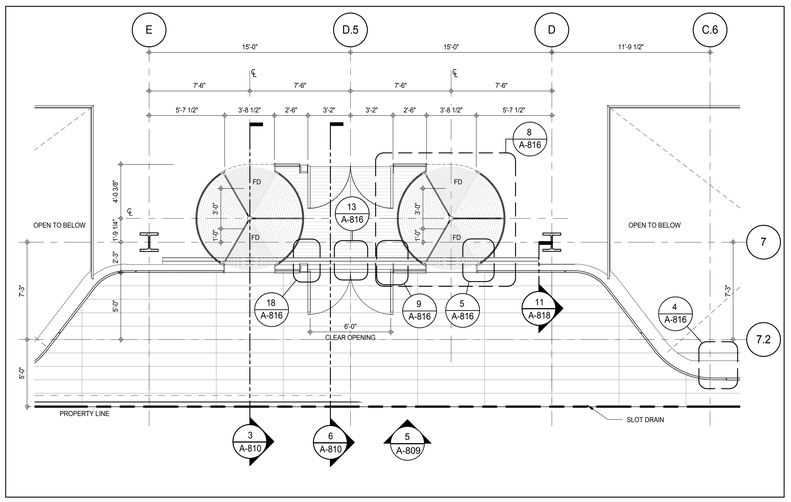

PLAN DETAIL - GROUND FLOOR- SOUTH 3
A-809
1/4" = 1'-0"

PROJECT NORTH: TRUE NORTH

DEVELOPER:
EXTELL DEVELOPMENT COMPANY
805 THIRD AVENUE, 7TH FLOOR
New York, NY 10022 USA
TEL: 212 712 6000 FAX: 212 712 6100

DESIGN ARCHITECT: Base Building Shell & Core
ADRIAN SMITH + GORDON GILL ARCHITECTURE
111 WEST MONROE STREET SUITE 2300
CHICAGO IL 60603
TEL: 312 920 1888 FAX: 312 920 1775

INTERIOR DESIGNER: Residential
Rottet Architecture and Design Studio, PLLC
298 Fifth Ave, 7th Floor
New York, NY 10001
TEL: 646 998 7000 FAX:

ARCHITECT OF RECORD: Base Building Shell, Core, & Residential
AAI ARCHITECTS, P.C.
401 Wellington St. W., 3rd Floor
Toronto, ON M5V 1E7 Canada
TEL: 416 967 1500 FAX: 416 967 7150

STRUCTURAL ENGINEERS:
WSP CANTOR SEINUK
228 EAST 45th Street
New York, NY 10017 USA
TEL: 212 687 9888 FAX: 646 487 5501

MEP ENGINEERS:
AKF GROUP
165 Broadway, 22nd Floor
New York, NY 10006 USA
TEL: 212 354 5656 FAX: 212 354 5668

GEOTECHNICAL ENGINEERS:
Langan Engineering & Environmental Services
21 Penn Plaza - 360 West 31st Street, 8th Floor
New York, NY 10001-2727
TEL: 212 479 5400 FAX: 212 479 5444

CODE CONSULTANTS:
Construction Consulting Associates
100 Church Street
New York, NY 10007
TEL: 212 385 1818 FAX: 212 385 1911

CURTAINWALL CONSULTANT:
AJLP Consulting
40 Worth Street. Suite 826
New York, NY 10013
TEL: 212 757 5659 FAX: 646 219 8508

LANDMARK/PRESERVATION CONSULTANT:
Jan Hird Pokorny Associates, Inc.
39 West 37th Street, 12A
New York, NY 10018
TEL: 212 759 6462 FAX: 212 759 6540

No.	DESCRIPTION	DATE
1	CD PROGRESS ISSUE 2	19 DEC 14
2	D.O.B. SUBMISSION	18 FEB 15
3	CD PROGRESS ISSUE 3	09 MAR 15
	D.O.B. SUBMISSION	27 APR 15
4	CD PROGRESS ISSUE 4	01 JUN 15
	D.O.B. AMENDMENT 1	24 JUL 15
5	CD PROGRESS ISSUE 5	10 AUG 15
	D.O.B. AMENDMENT 2	21 SEP 15

NOT FOR BID/CONSTRUCTION

Discrepancies must be reported immediately to the Architect before proceeding. Only figured dimensions are to be used. Contractors must check all dimensions on site. This drawing is protected by copyright.

ALL DIMENSIONS ARE SHOWN IN IMPERIAL.

CONSULTANT: AAI ARCHITECTS, P.C.

PROJECT:
217 WEST 57TH STREET
NEW YORK, NY

DRAWING TITLE:
EXTERIOR WALL DETAILS - PODIUM - SOUTH

SEAL & SIGNATURE: REGISTERED ARCHITECT ANDREW DAVID JASKOL NO. 026881 STATE OF NEW YORK

DATE:	19 DEC 14
PROJECT No:	1216-00
DRAWN: Author	REV: 5
CHK: Checker	
SCALE: 1/4" = 1'-0"	
DWG No:	A-809.01
DOB PAGE No:	421 of 569

DOB EMPLOYEE STAMP: DOB B-SCAN:

36" x 48" Arch E SHEET SIZE
FILE NAME: C:\Revit Local Files\EXTELL-865-AAI-TWR-CNE_hardarch.rvt
PLOT DATE: 9/22/2015 12:17:49 PM

DEPT OF BLDGS 421206808 Job Number
E3700563137X Scan Code

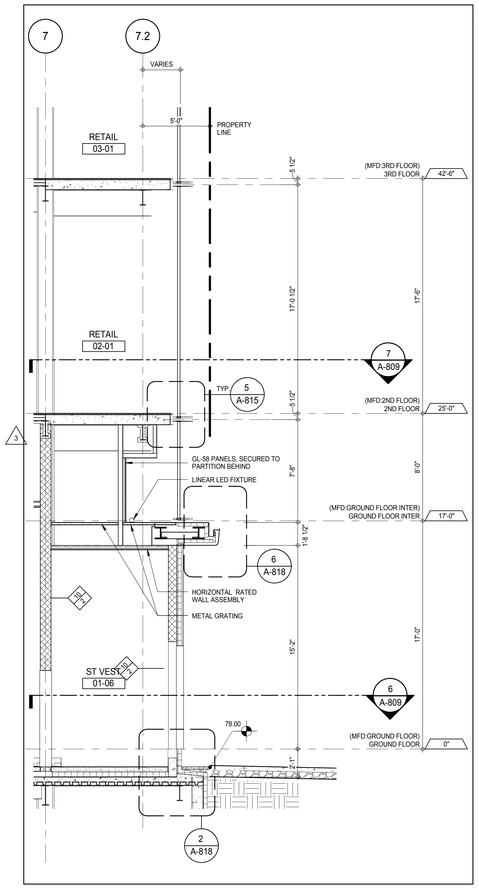

DETAIL SECTION - GROUND FLOOR - SOUTH 8
A-809 1/4" = 1'-0"

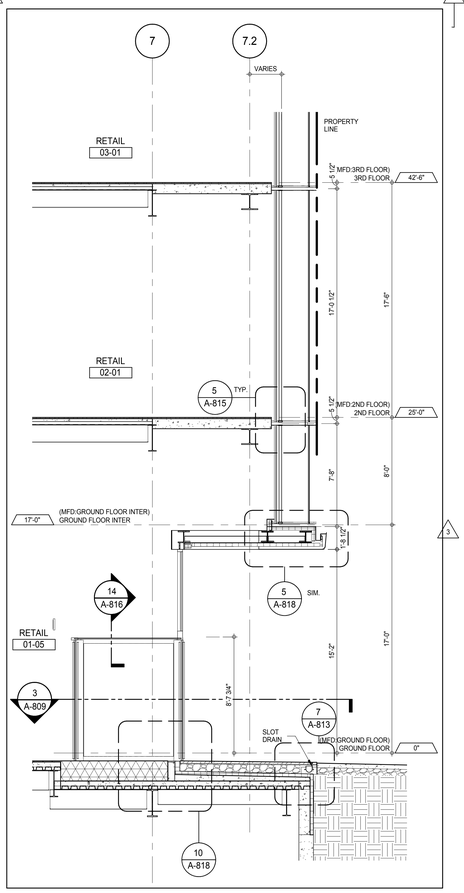

DETAIL SECTION - SOUTH LOBBY ENTRANCE 6
A-809 1/4" = 1'-0"

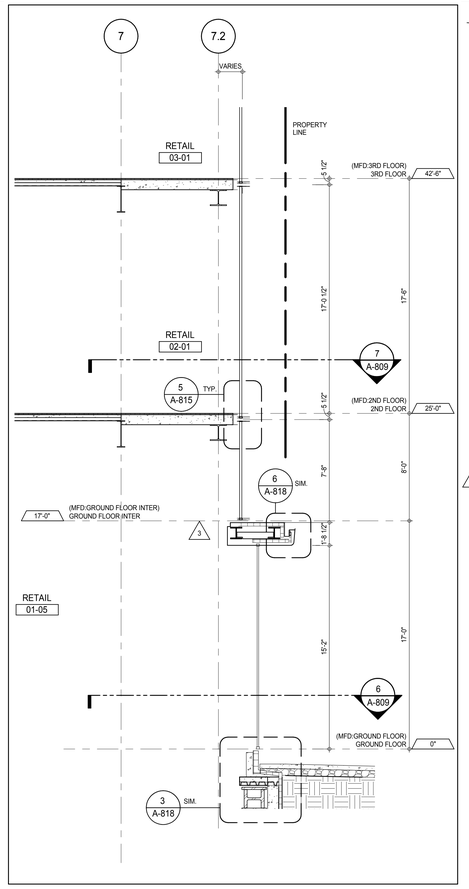

DETAIL SECTION - GROUND FLOOR - SOUTH 5
A-809 1/4" = 1'-0"

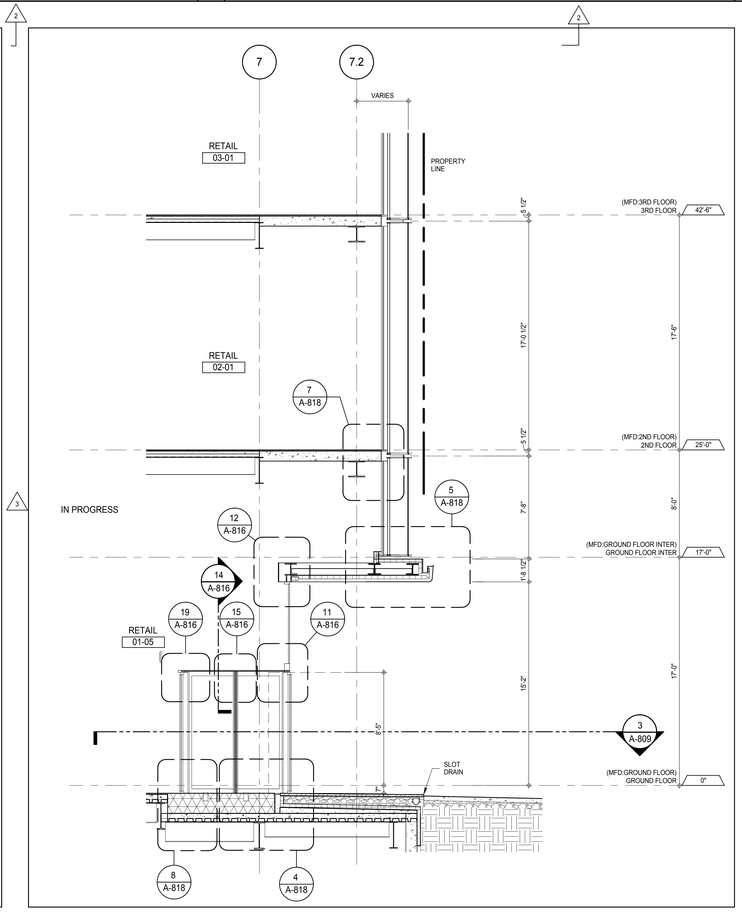

DETAIL SECTION - GROUND FLOOR - SOUTH 3
A-809 1/4" = 1'-0"

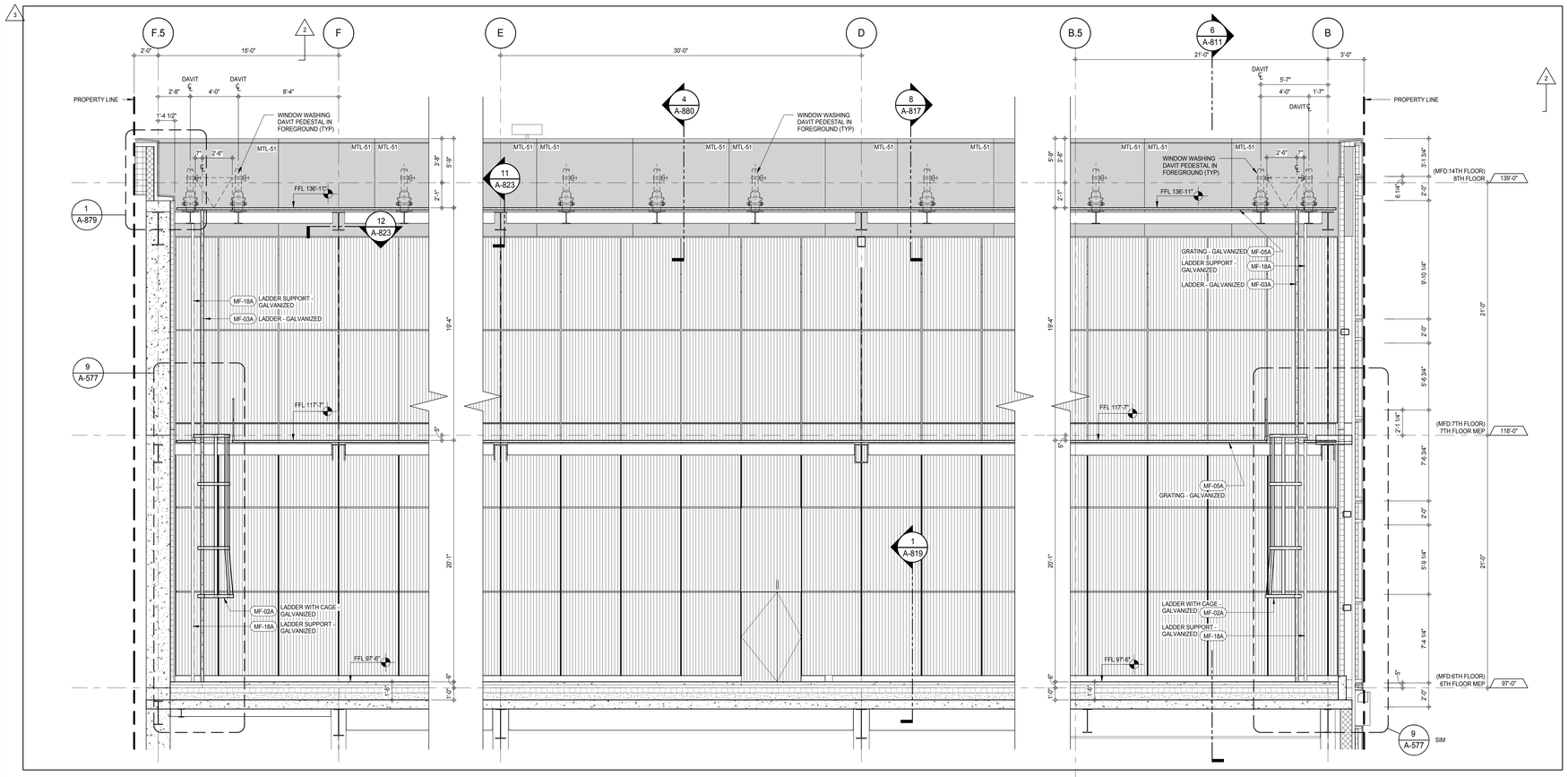

INTERIOR ELEVATION DETAIL - 6TH FLOOR - SOUTH 4
A-111 1/4" = 1'-0"



KEY PLAN:

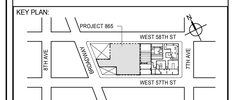

PROJECT NORTH:

TRUE NORTH

DEVELOPER:
EXTELL DEVELOPMENT COMPANY
805 THIRD AVENUE, 7TH FLOOR
New York, NY 10022 USA
TEL: 212 712 6000 FAX: 212 712 6100

DESIGN ARCHITECT: Base Building Shell & Core
ADRIAN SMITH + GORDON GILL ARCHITECTURE
111 WEST MONROE STREET SUITE 2300
CHICAGO IL 60603
TEL: 312 920 1888 FAX: 312 920 1775

INTERIOR DESIGNER: Residential
Rottet Architecture and Design Studio, PLLC
298 Fifth Ave, 7th Floor
New York, NY 10001
TEL: 646 998 7000 FAX:

ARCHITECT OF RECORD: Base Building Shell, Core, & Residential
AAI ARCHITECTS, P.C.
401 Wellington St. W., 3rd Floor
Toronto, ON M5V 1E7 Canada
TEL: 416 967 1500 FAX: 416 967 7150

STRUCTURAL ENGINEERS:
WSP CANTOR SEINUK
228 EAST 45th Street
New York, NY 10017 USA
TEL: 212 687 9888 FAX: 646 487 5501

MEP ENGINEERS:
AKF GROUP
165 Broadway, 22nd Floor
New York, NY 10006 USA
TEL: 212 354 5656 FAX: 212 354 5668

GEOTECHNICAL ENGINEERS:
Langan Engineering & Environmental Services
21 Penn Plaza - 360 West 31st Street, 8th Floor
New York, NY 10001-2727
TEL: 212 479 5400 FAX: 212 479 5444

CODE CONSULTANTS:
Construction Consulting Associates
100 Church Street
New York, NY 10007
TEL: 212 385 1818 FAX: 212 385 1911

CURTAINWALL CONSULTANT:
AJLP Consulting
40 Worth Street. Suite 826
New York, NY 10013
TEL: 212 757 5659 FAX: 646 219 8508

LANDMARK/PRESERVATION CONSULTANT:
Jan Hird Pokorny Associates, Inc.
39 West 37th Street, 12A
New York, NY 10018
TEL: 212 759 6462 FAX: 212 759 6540

No.	DESCRIPTION	DATE
1	CD PROGRESS ISSUE 3	09 MAR 15
2	CD PROGRESS ISSUE 4	01 JUN 15
3	CD PROGRESS ISSUE 5	10 AUG 15
	D.O.B. AMENDMENT 2	21 SEP 15

NOT FOR BID/CONSTRUCTION

Discrepancies must be reported immediately to the Architect before proceeding. Only figured dimensions are to be used. Contractors must check all dimensions on site. This drawing is protected by copyright.

ALL DIMENSIONS ARE SHOWN IN IMPERIAL.

CONSULTANT:
AAI ARCHITECTS, P.C.

PROJECT:
217 WEST 57TH STREET
NEW YORK, NY

DRAWING TITLE:
EXTERIOR WALL DETAILS - PODIUM - SOUTH

SEAL & SIGNATURE:

DATE:	09 MAR 15
PROJECT No:	1216-00
DRAWN: Author	REV:
CHK. Checker	3
SCALE: 1/4" = 1'-0"	
DWG No:	A-810.00
DOB PAGE No:	422 of 569

DOB EMPLOYEE STAMP:

DOB B-SCAN:

36" x 48" Arch E SHEET SIZE
FILE NAME: C:\Revit Local Files\EXTELL-856-AAI-TWR-CNE_Jaubierm.rvt
PLOT DATE: 9/28/2015 12:16:23 PM

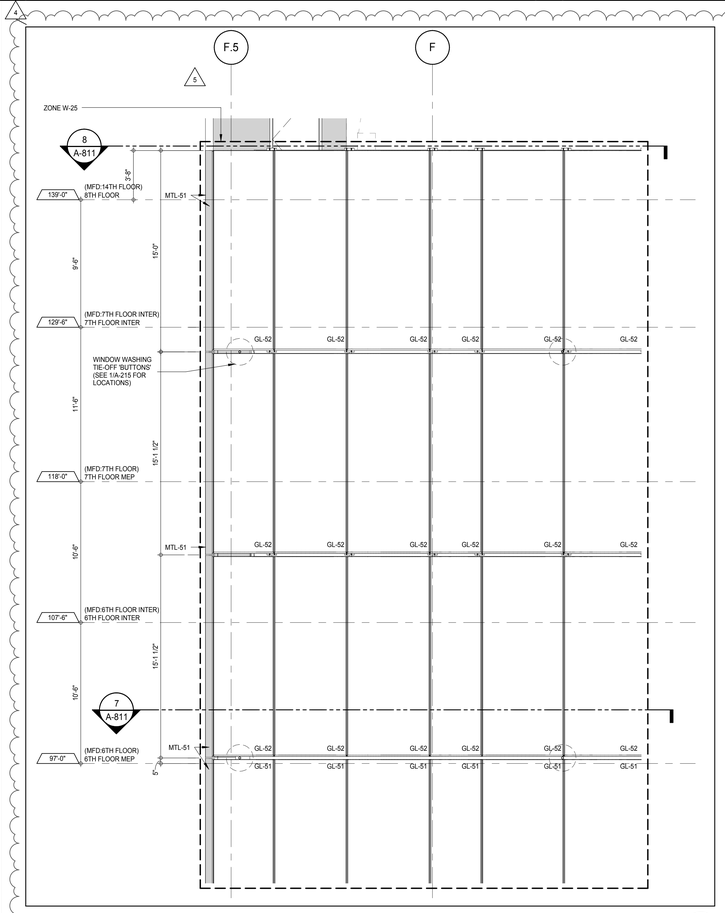

DETAIL ELEVATION - SOUTH 9
A-215
1/4" = 1'-0"

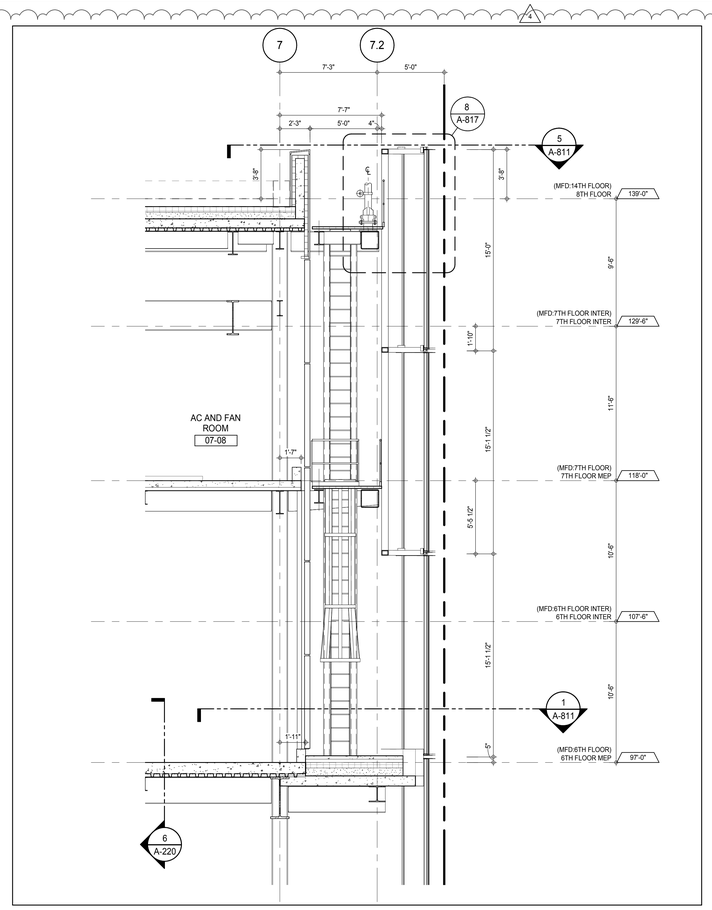

SOUTH SECTION LEVEL 05 6
A-810
1/4" = 1'-0"

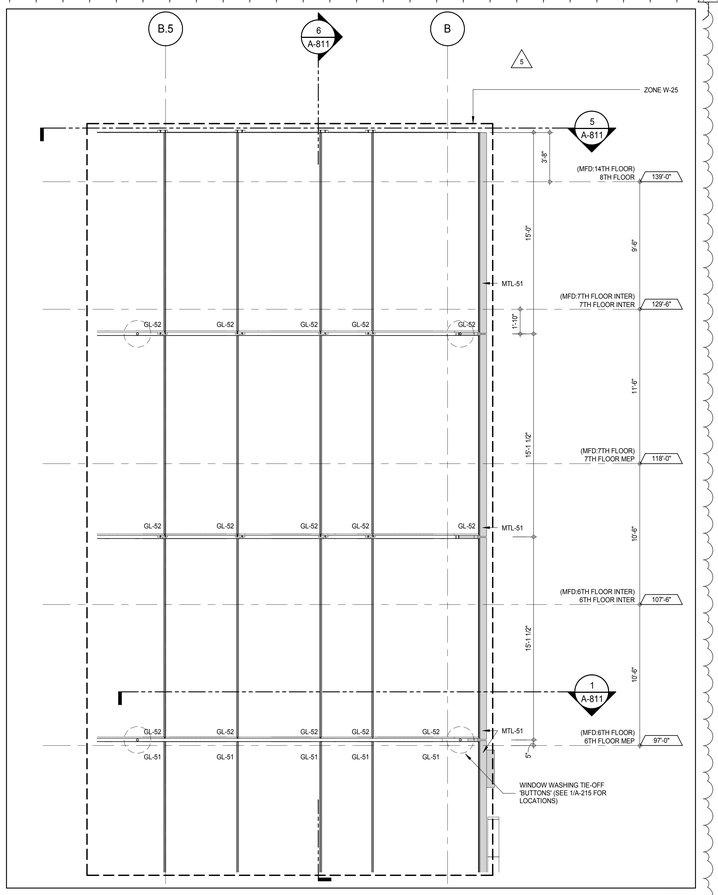

DETAIL ELEVATION - SOUTH 3
A-215
1/4" = 1'-0"

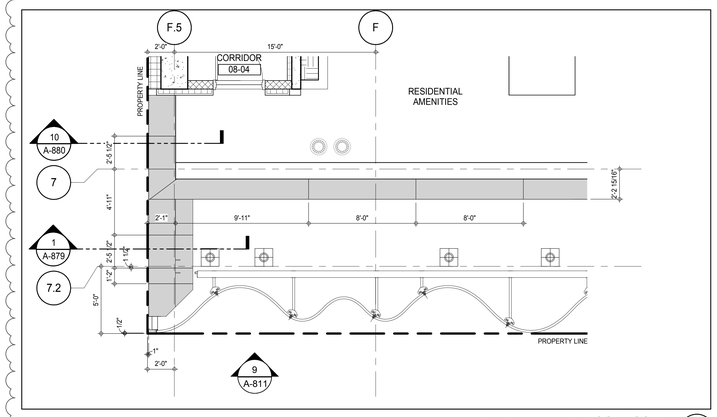

PLAN DETAIL - 8TH FLOOR - SOUTH 8
A-470
1/4" = 1'-0"

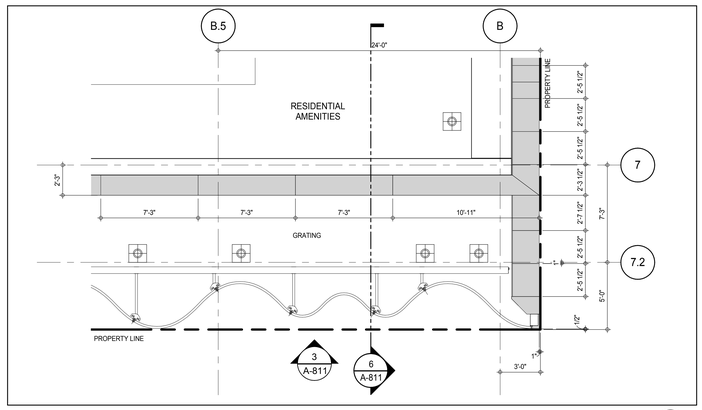

PLAN DETAIL - 8TH FLOOR - SOUTH 5
A-467
1/4" = 1'-0"

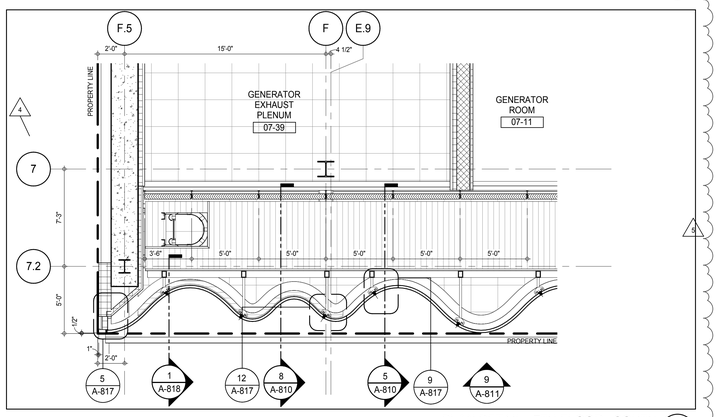

PLAN DETAIL - 7TH FLOOR - SOUTH 2
1/4" = 1'-0"

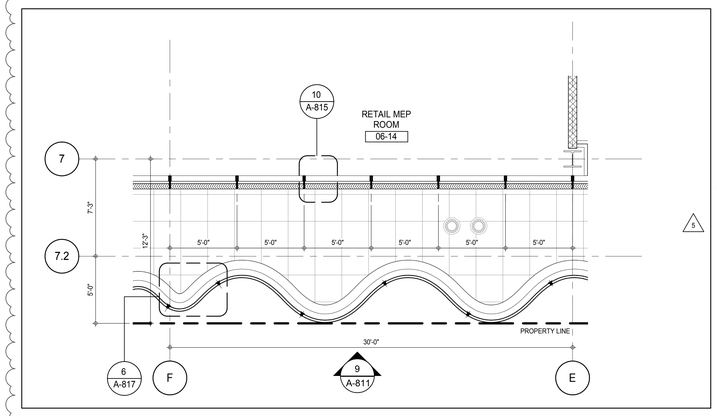

PLAN DETAIL- 6TH FLOOR - SOUTH 7
A-455
1/4" = 1'-0"

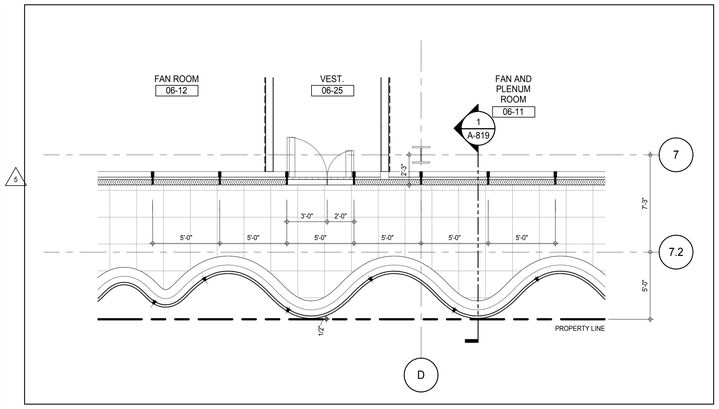

PLAN DETAIL - 6TH FLOOR - SOUTH 4
A-455
1/4" = 1'-0"

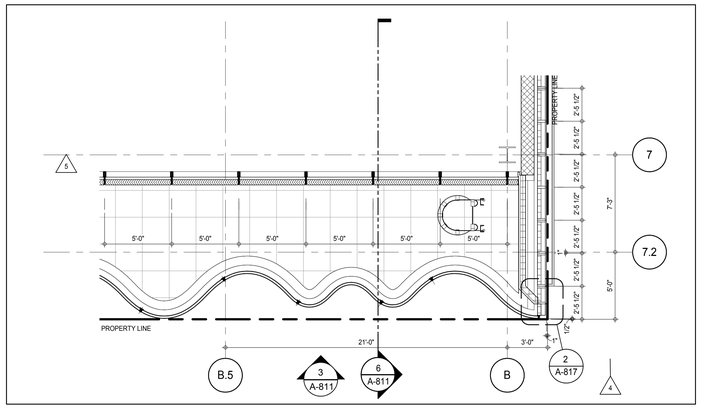

PLAN DETAIL - 6TH FLOOR - SOUTH 1
A-455
1/4" = 1'-0"



KEY PLAN:

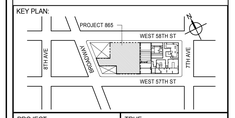

PROJECT NORTH

TRUE NORTH

DEVELOPER:
EXTELL DEVELOPMENT COMPANY
805 THIRD AVENUE, 7TH FLOOR
New York, NY 10022 USA
TEL: 212 712 6000 FAX: 212 712 6100

DESIGN ARCHITECT: Base Building Shell & Core
ADRIAN SMITH + GORDON GILL ARCHITECTURE
111 WEST MONROE STREET SUITE 2300
CHICAGO IL 60603
TEL: 312 920 1888 FAX: 312 920 1775

INTERIOR DESIGNER: Residential
Rottet Architecture and Design Studio, PLLC
298 Fifth Ave, 7th Floor
New York, NY 10001
TEL: 646 998 7000 FAX:

ARCHITECT OF RECORD: Base Building Shell, Core, & Residential
AAI ARCHITECTS, P.C.
401 Wellington St. W., 3rd Floor
Toronto, ON M5V 1E7 Canada
TEL: 416 967 1500 FAX: 416 967 7150

STRUCTURAL ENGINEERS:
WSP CANTOR SEINUK
228 EAST 45th Street
New York, NY 10017 USA
TEL: 212 687 9888 FAX: 646 487 5501

MEP ENGINEERS:
AKF GROUP
165 Broadway, 22nd Floor
New York, NY 10006 USA
TEL: 212 354 5656 FAX: 212 354 5668

GEOTECHNICAL ENGINEERS:
Langan Engineering & Environmental Services
21 Penn Plaza - 360 West 31st Street, 8th Floor
New York, NY 10001-2727
TEL: 212 479 5400 FAX: 212 479 5444

CODE CONSULTANTS:
Construction Consulting Associates
100 Church Street
New York, NY 10007
TEL: 212 385 1818 FAX: 212 385 1911

CURTAINWALL CONSULTANT:
AJLP Consulting
40 Worth Street. Suite 826
New York, NY 10013
TEL: 212 757 5659 FAX: 646 219 8508

LANDMARK/PRESERVATION CONSULTANT:
Jan Hird Pokorny Associates, Inc.
39 West 37th Street, 12A
New York, NY 10018
TEL: 212 759 6462 FAX: 212 759 6540

No.	DESCRIPTION	DATE
1	CD PROGRESS ISSUE 2	19 DEC 14
2	D.O.B. SUBMISSION	18 FEB 15
3	CD PROGRESS ISSUE 3	09 MAR 15
	D.O.B. SUBMISSION	27 APR 15
4	CD PROGRESS ISSUE 4	01 JUN 15
5	CD PROGRESS ISSUE 5	10 AUG 15
	D.O.B. AMENDMENT 2	21 SEP 15

NOT FOR BID/CONSTRUCTION

Discrepancies must be reported immediately to the Architect before proceeding. Only figured dimensions are to be used. Contractors must check all dimensions on site. This drawing is protected by copyright.

ALL DIMENSIONS ARE SHOWN IN IMPERIAL.

CONSULTANT:

AAI ARCHITECTS, P.C.

PROJECT:

217 WEST 57TH STREET
NEW YORK, NY

DRAWING TITLE:

EXTERIOR WALL DETAILS - PODIUM - SOUTH

SEAL & SIGNATURE:

REGISTERED ARCHITECT RICHARD DAVID JANSEN AIA 028881 STATE OF NEW YORK

DATE:	19 DEC 14
PROJECT No:	1216-00
DRAWN: Author	REV: 5
CHK: Checker	
SCALE: 1/4" = 1'-0"	
DWG No:	A-811.01
DOB PAGE No:	423 of 569

DOB EMPLOYEE STAMP:

DOB B-SCAN:

DEPT OF BLDGS 421263626 Job Number
E3564253804 Scan Code
36" x 48" Arch E SHEET SIZE
FILE NAME: C:\Revit Local Files\EXTELL-865-AAI-TWR-CNF_Jsellarm.rvt
PLOT DATE: 9/22/2015 12:19:58 PM

DEPT OF BLDGS 421258305 Job Number
B32522743990 Scan Code

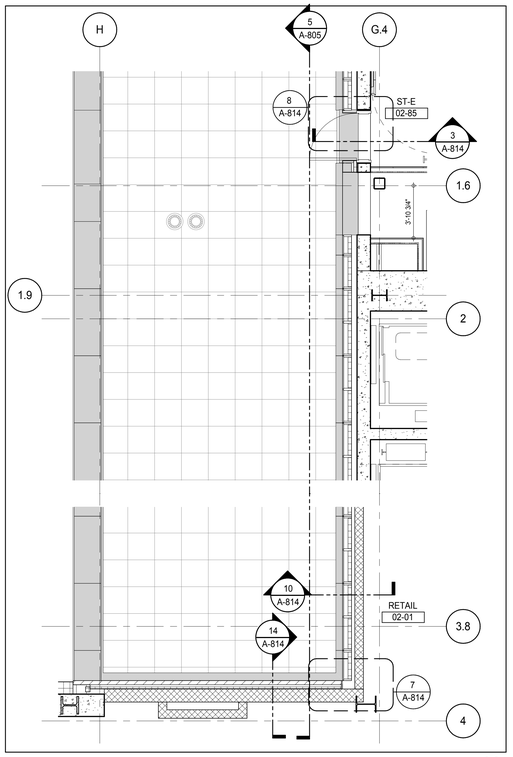

PLAN DETAIL LEVEL 02 9
A-433
1/4" = 1'-0"

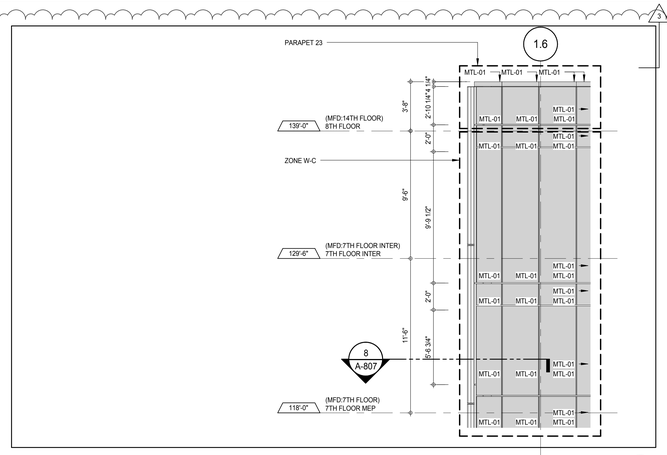

ELEVATION DETAIL - WEST 8
A-225
1/4" = 1'-0"

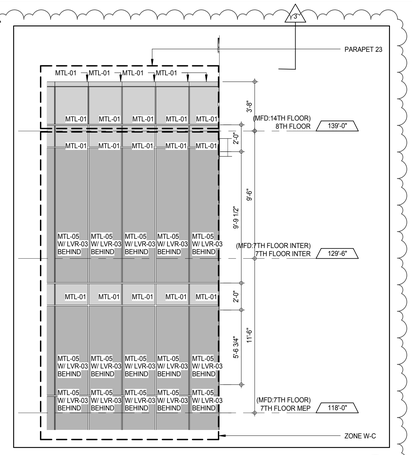

ELEVATION DETAIL - WEST 4
A-225
1/4" = 1'-0"

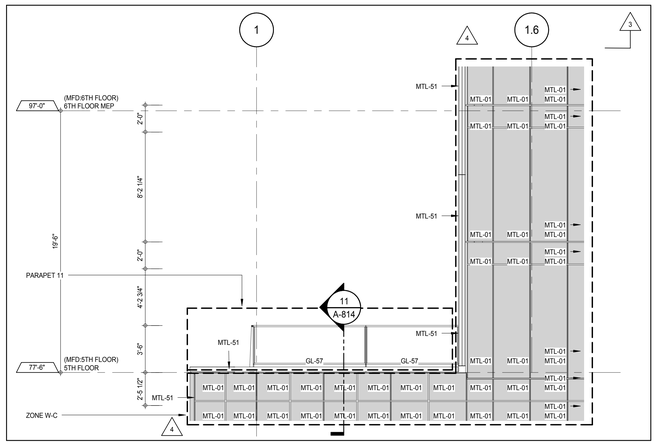

ELEVATION DETAIL - WEST 7
A-225
1/4" = 1'-0"

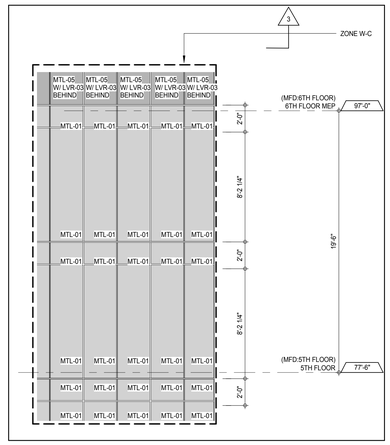

ELEVATION DETAIL - WEST 3
A-225
1/4" = 1'-0"

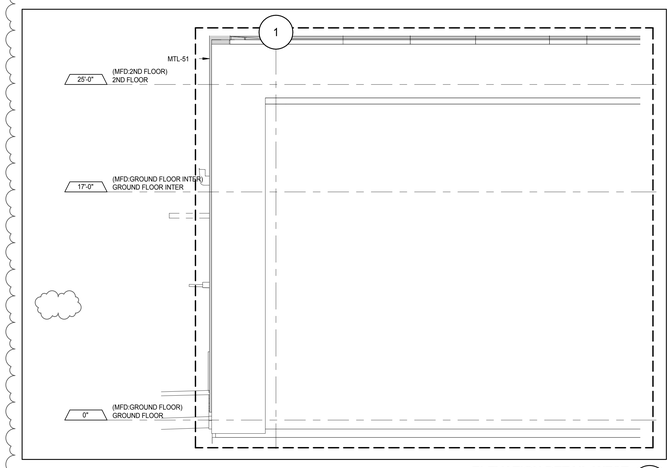

ELEVATION DETAIL-WEST 5
A-225
1/4" = 1'-0"

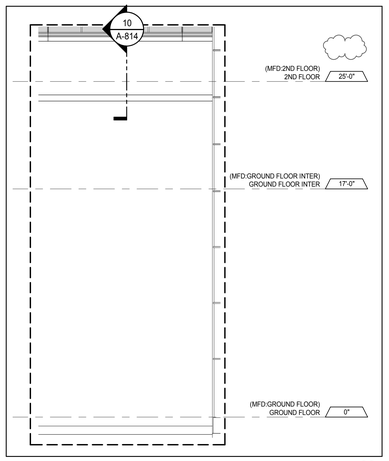

ELEVATION DETAIL-WEST 1
A-225
1/4" = 1'-0"

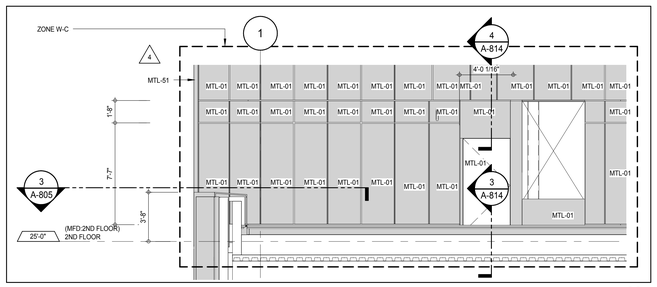

ELEVATION DETAIL - WEST 6
A-225
1/4" = 1'-0"

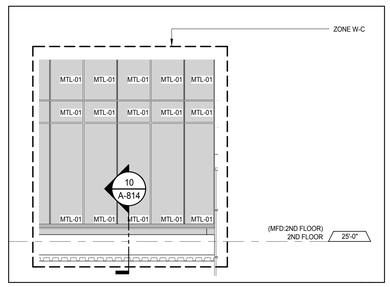

ELEVATION DETAIL - WEST 2
A-225
1/4" = 1'-0"

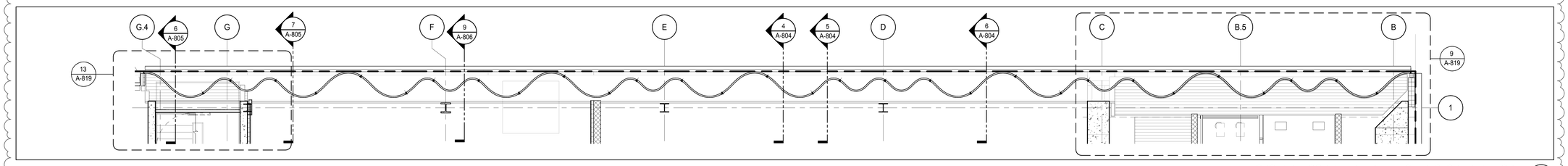

GROUND FLOOR INTERMEDIATE - CLERESTORY PLAN NORTH 11
A-106
3/16" = 1'-0"

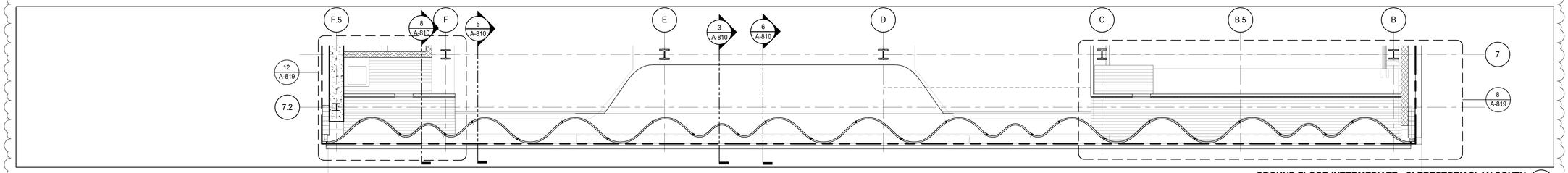

GROUND FLOOR INTERMEDIATE - CLERESTORY PLAN SOUTH 10
A-106
3/16" = 1'-0"



KEY PLAN:

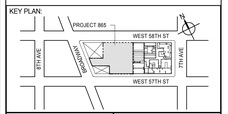

PROJECT NORTH

TRUE NORTH

DEVELOPER:
EXTELL DEVELOPMENT COMPANY
805 THIRD AVENUE, 7TH FLOOR
New York, NY 10022 USA
TEL: 212 712 6000 FAX: 212 712 6100

DESIGN ARCHITECT: Base Building Shell & Core
ADRIAN SMITH + GORDON GILL ARCHITECTURE
111 WEST MONROE STREET SUITE 2300
CHICAGO IL 60603
TEL: 312 920 1888 FAX: 312 920 1775

INTERIOR DESIGNER: Residential
Rottet Architecture and Design Studio, PLLC
298 Fifth Ave, 7th Floor
New York, NY 10001
TEL: 646 998 7000 FAX:

ARCHITECT OF RECORD: Base Building Shell, Core, & Residential
AAI ARCHITECTS, P.C.
401 Wellington St. W., 3rd Floor
Toronto, ON M5V 1E7 Canada
TEL: 416 967 1500 FAX: 416 967 7150

STRUCTURAL ENGINEERS:
WSP CANTOR SEINUK
228 EAST 45th Street
New York, NY 10017 USA
TEL: 212 687 9888 FAX: 646 487 5501

MEP ENGINEERS:
AKF GROUP
165 Broadway, 22nd Floor
New York, NY 10006 USA
TEL: 212 354 5656 FAX: 212 354 5668

GEOTECHNICAL ENGINEERS:
Langan Engineering & Environmental Services
21 Penn Plaza - 360 West 31st Street, 8th Floor
New York, NY 10001-2727
TEL: 212 479 5400 FAX: 212 479 5444

CODE CONSULTANTS:
Construction Consulting Associates
100 Church Street
New York, NY 10007
TEL: 212 385 1818 FAX: 212 385 1911

CURTAINWALL CONSULTANT:
AJLP Consulting
40 Worth Street. Suite 826
New York, NY 10013
TEL: 212 757 5659 FAX: 646 219 8508

LANDMARK/PRESERVATION CONSULTANT:
Jan Hird Pokorny Associates, Inc.
39 West 37th Street, 12A
New York, NY 10018
TEL: 212 759 6462 FAX: 212 759 6540

No.	DESCRIPTION	DATE
1	D.O.B. SUBMISSION	18 FEB 15
2	CD PROGRESS ISSUE 3	09 MAR 15
	D.O.B. SUBMISSION	27 APR 15
3	CD PROGRESS ISSUE 4	01 JUN 15
4	CD PROGRESS ISSUE 5	10 AUG 15
	D.O.B. AMENDMENT 2	21 SEP 15

NOT FOR BID/CONSTRUCTION

Discrepancies must be reported immediately to the Architect before proceeding. Only figured dimensions are to be used. Contractors must check all dimensions on site. This drawing is protected by copyright.

ALL DIMENSIONS ARE SHOWN IN IMPERIAL.

CONSULTANT:

AAI ARCHITECTS, P.C.

PROJECT:
217 WEST 57TH STREET
NEW YORK, NY

DRAWING TITLE:
EXTERIOR WALL DETAILS - PODIUM - WEST

SEAL & SIGNATURE:

REGISTERED ARCHITECT ANDRE DAVID JAMES 028851 STATE OF NEW YORK

DATE:	18 FEB 15
PROJECT No:	1216-00
DRAWN: Author	REV:
CHK: Checker	4
SCALE: As indicated	
DWG No:	A-812.01
DOB PAGE No:	424 of 569

DOB EMPLOYEE STAMP:

DOB B-SCAN:

36" x 48" Arch E SHEET SIZE
FILE NAME: C:\Revit Local Files\EXTELL-865-AAI-TWR-CNF_hadamm.rvt
PLOT DATE: 9/8/2015 12:19:53 PM

DEPT OF BLDGS 421263505 Job Number
E527886202US Scan Code

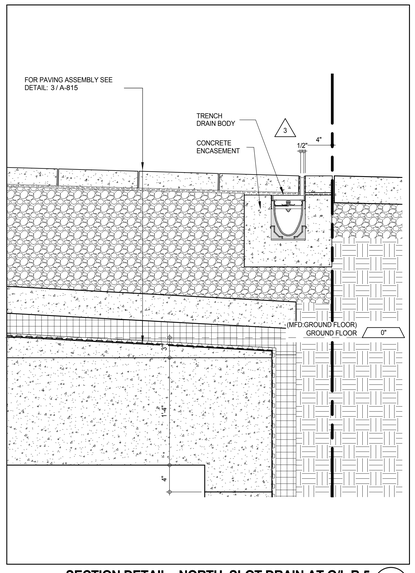

SECTION DETAIL - NORTH SLOT DRAIN AT G/L B.5 (9)
A-804
1 1/2" = 1'-0"

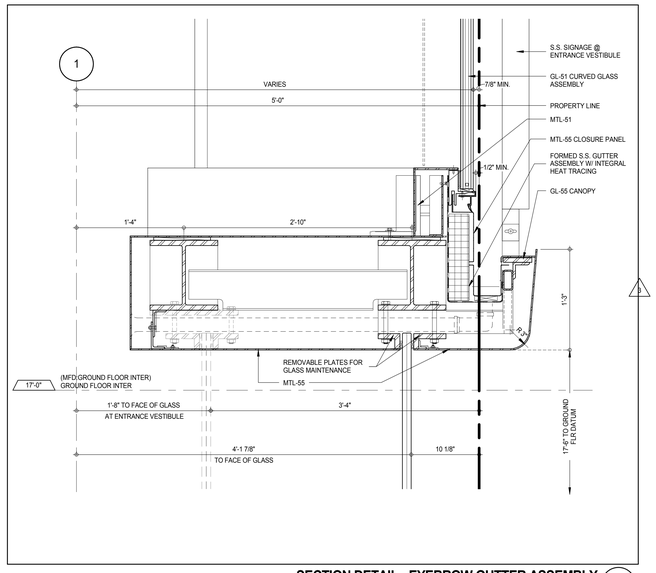

SECTION DETAIL - EYEBROW GUTTER ASSEMBLY (6)
A-804
1 1/2" = 1'-0"

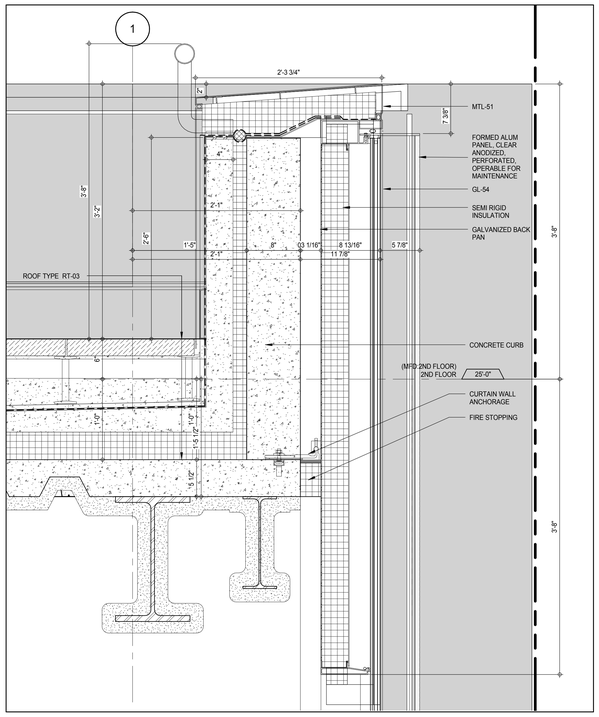

SECTION DETAIL - W-35 PARAPET (3)
A-805
1 1/2" = 1'-0"

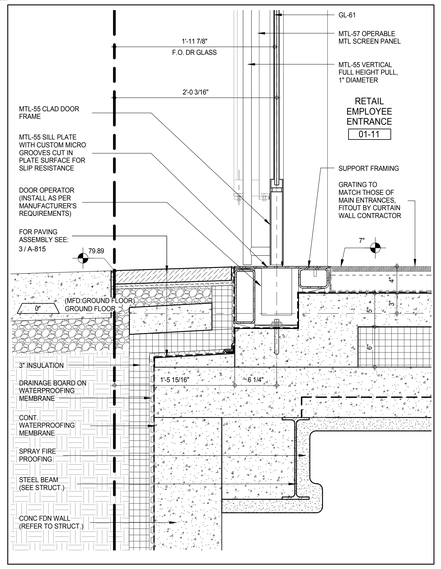

SECTION DETAIL - NW EMPLOYEE ENTRY DOOR (11)
A-813
1 1/2" = 1'-0"

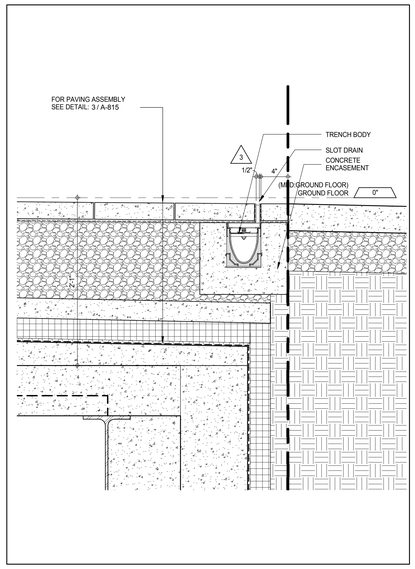

SECTION DETAIL - SOUTH SLOT DRAIN AT G/L B.5 (8)
A-809
1 1/2" = 1'-0"

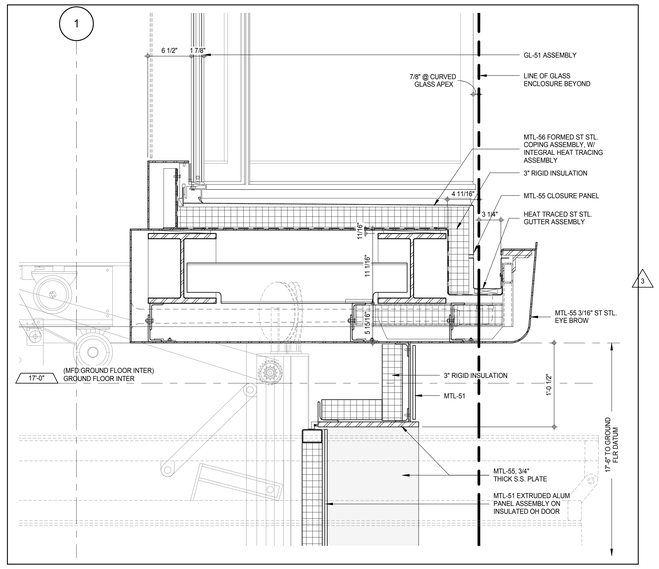

SECTION DETAIL AT LOADING DOOR (5)
A-805
1 1/2" = 1'-0"

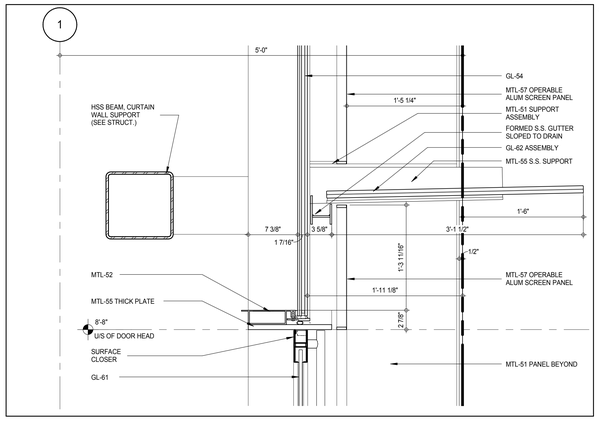

SECTION DETAIL - W-35 CANOPY (2)
A-805
1 1/2" = 1'-0"

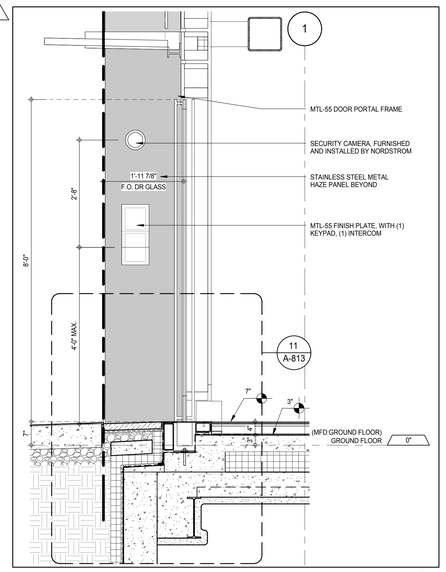

ELEVATION - INTERCOM & CAMERA MOUNTING HEIGHTS (10)
A-805
3/4" = 1'-0"

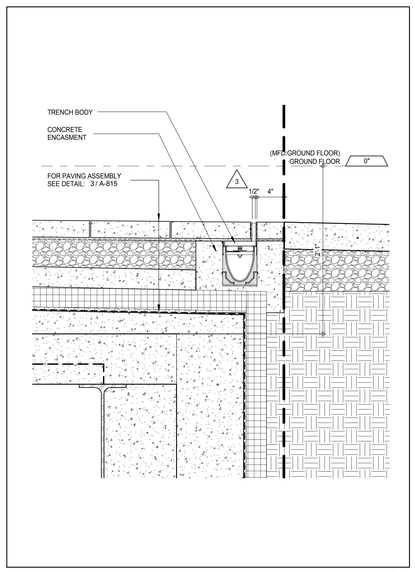

SECTION DETAIL - SLOT DRAIN AT SOUTH ENTRANCE LOBBY (7)
A-810
1 1/2" = 1'-0"

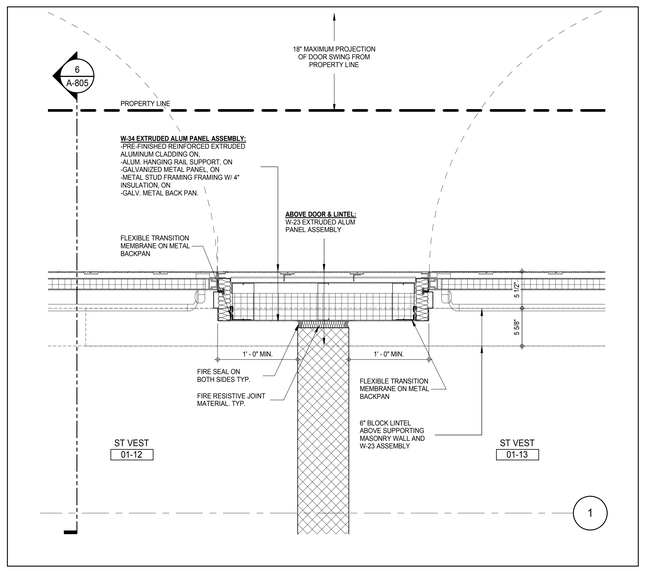

PLAN DETAIL - NORTH - W-34 ASSEMBLY (4)
A-805
1 1/2" = 1'-0"

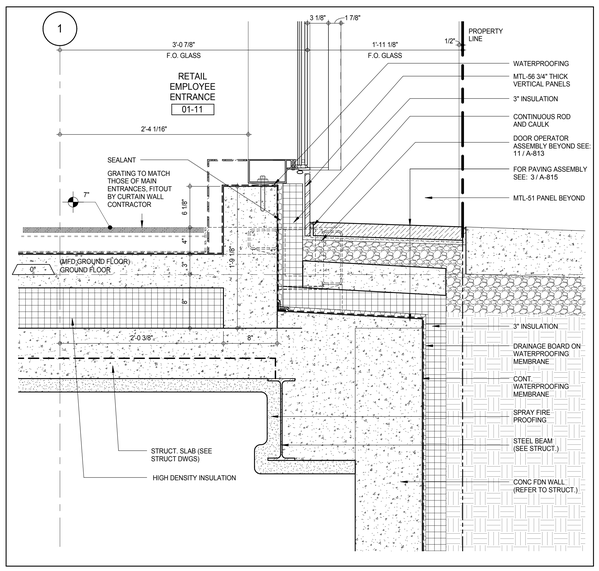

SECTION DETAIL - W-35 SILL - RETAIL EMPLOYEE ENTRANCE - NORTH (1)
A-805
1 1/2" = 1'-0"



KEY PLAN:

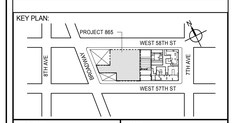

PROJECT NORTH: TRUE NORTH

DEVELOPER:
EXTELL DEVELOPMENT COMPANY
805 THIRD AVENUE, 7TH FLOOR
New York, NY 10022 USA
TEL: 212 712 6000 FAX: 212 712 6100

DESIGN ARCHITECT: Base Building Shell & Core
ADRIAN SMITH + GORDON GILL ARCHITECTURE
111 WEST MONROE STREET SUITE 2300
CHICAGO IL 60603
TEL: 312 920 1888 FAX: 312 920 1775

INTERIOR DESIGNER: Residential
Rottet Architecture and Design Studio, PLLC
298 Fifth Ave, 7th Floor
New York, NY 10001
TEL: 646 998 7000 FAX:

ARCHITECT OF RECORD: Base Building Shell, Core, & Residential
AAI ARCHITECTS, P.C.
401 Wellington St. W., 3rd Floor
Toronto, ON M5V 1E7 Canada
TEL: 416 967 1500 FAX: 416 967 7150

STRUCTURAL ENGINEERS:
WSP CANTOR SEINUK
228 EAST 45th Street
New York, NY 10017 USA
TEL: 212 687 9888 FAX: 646 487 5501

MEP ENGINEERS:
AKF GROUP
165 Broadway, 22nd Floor
New York, NY 10006 USA
TEL: 212 354 5656 FAX: 212 354 5668

GEOTECHNICAL ENGINEERS:
Langan Engineering & Environmental Services
21 Penn Plaza - 360 West 31st Street, 8th Floor
New York, NY 10001-2727
TEL: 212 479 5400 FAX: 212 479 5444

CODE CONSULTANTS:
Construction Consulting Associates
100 Church Street
New York, NY 10007
TEL: 212 385 1818 FAX: 212 385 1911

CURTAINWALL CONSULTANT:
AJLP Consulting
40 Worth Street. Suite 826
New York, NY 10013
TEL: 212 757 5659 FAX: 646 219 8508

LANDMARK/PRESERVATION CONSULTANT:
Jan Hird Pokorny Associates, Inc.
39 West 37th Street, 12A
New York, NY 10018
TEL: 212 759 6462 FAX: 212 759 6540

No.	DESCRIPTION	DATE
1	CD PROGRESS ISSUE 2	19 DEC 14
2	CD PROGRESS ISSUE 4	01 JUN 15
3	CD PROGRESS ISSUE 5	10 AUG 15
	D.O.B. AMENDMENT 2	21 SEP 15

NOT FOR BID/CONSTRUCTION

Discrepancies must be reported immediately to the Architect before proceeding. Only figured dimensions are to be used. Contractors must check all dimensions on site. This drawing is protected by copyright.

ALL DIMENSIONS ARE SHOWN IN IMPERIAL.

CONSULTANT: AAI ARCHITECTS, P.C.

PROJECT:
217 WEST 57TH STREET
NEW YORK, NY

DRAWING TITLE:
EXTERIOR DETAILS - PODIUM

SEAL & SIGNATURE: REGISTERED ARCHITECT ANDREW DAVID JAGGER No. 028881 STATE OF NEW YORK

DATE:	01 JUN 15
PROJECT No:	1216-00
DRAWN: Author	REV: 3
CHK: Checker	
SCALE: As indicated	
DWG No:	A-813.00
DOB PAGE No:	425 of 569

DOB EMPLOYEE STAMP: DOB B-SCAN:

36" x 48" Arch E SHEET SIZE
FILE NAME: C:\Revit Local Files\EXTELL-865-AAI-TWR-CNE_hardcentr.rvt
PLOT DATE: 9/22/2015 12:20:43 PM

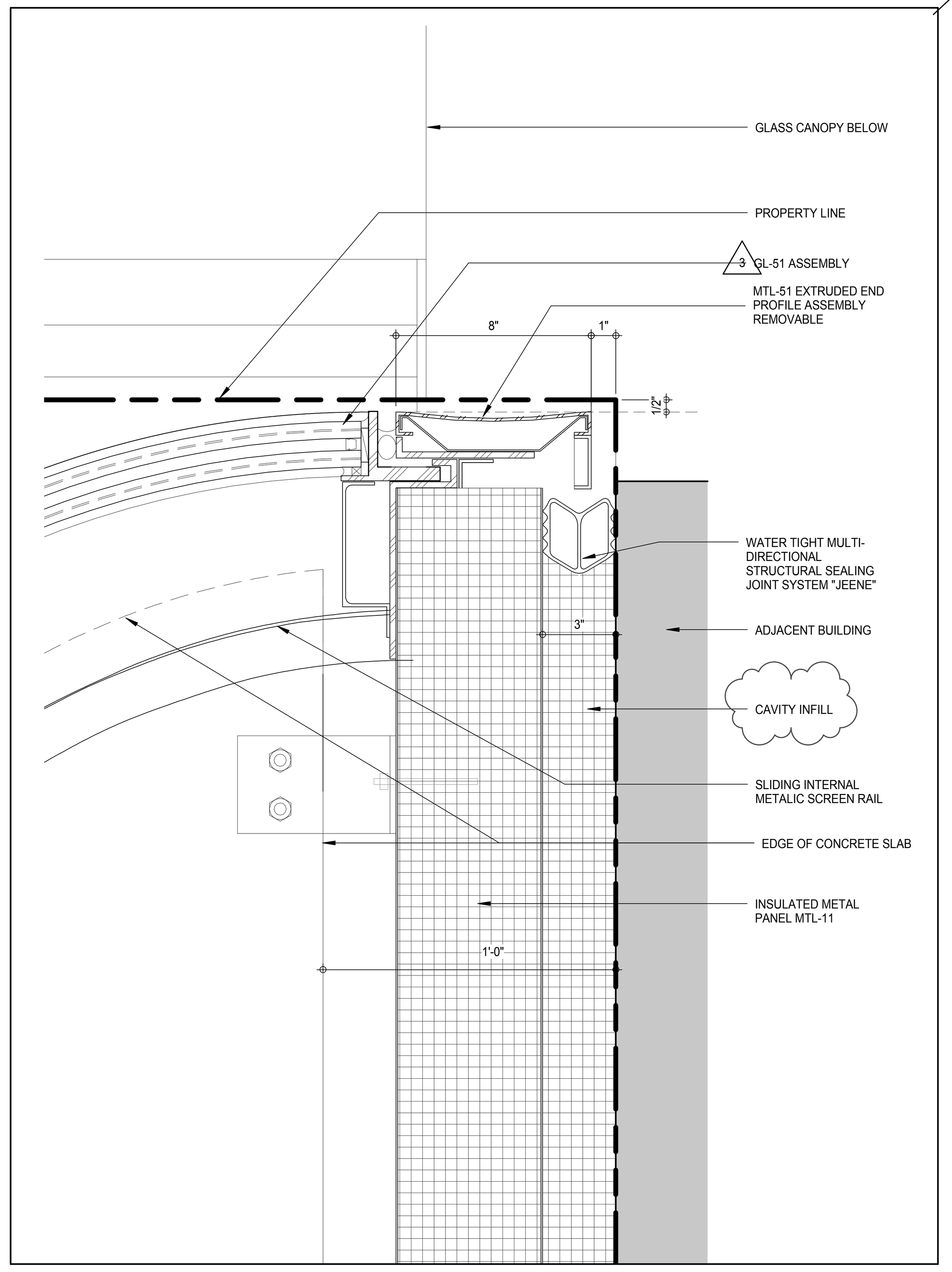

W-25 - PLAN - N-E JAMB DETAIL LEVELS 2-4 (15)
A-805
3" = 1'-0"

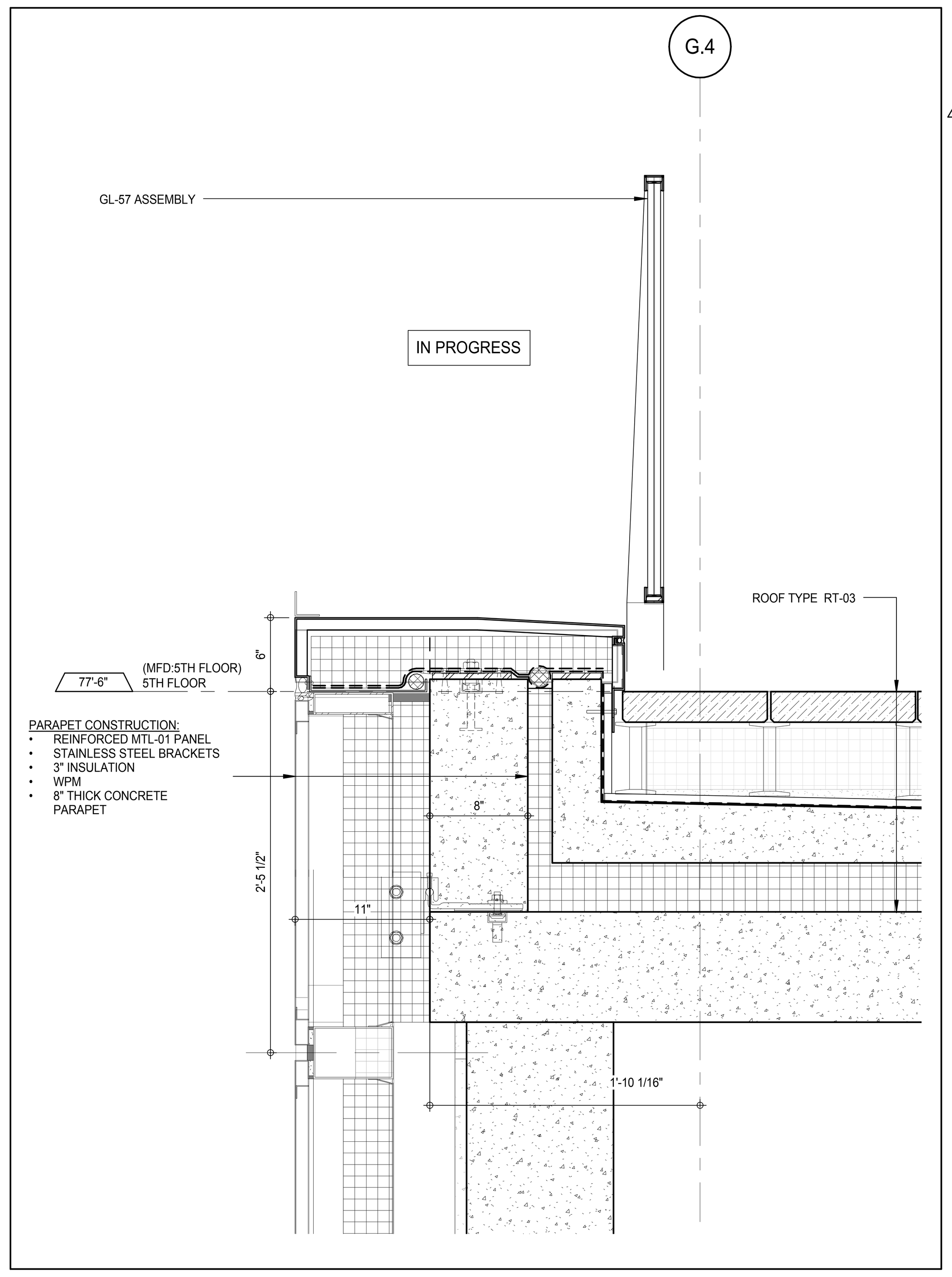

SECTION DETAIL - 5th FLOOR PARAPET (11)
A-806
1 1/2" = 1'-0"

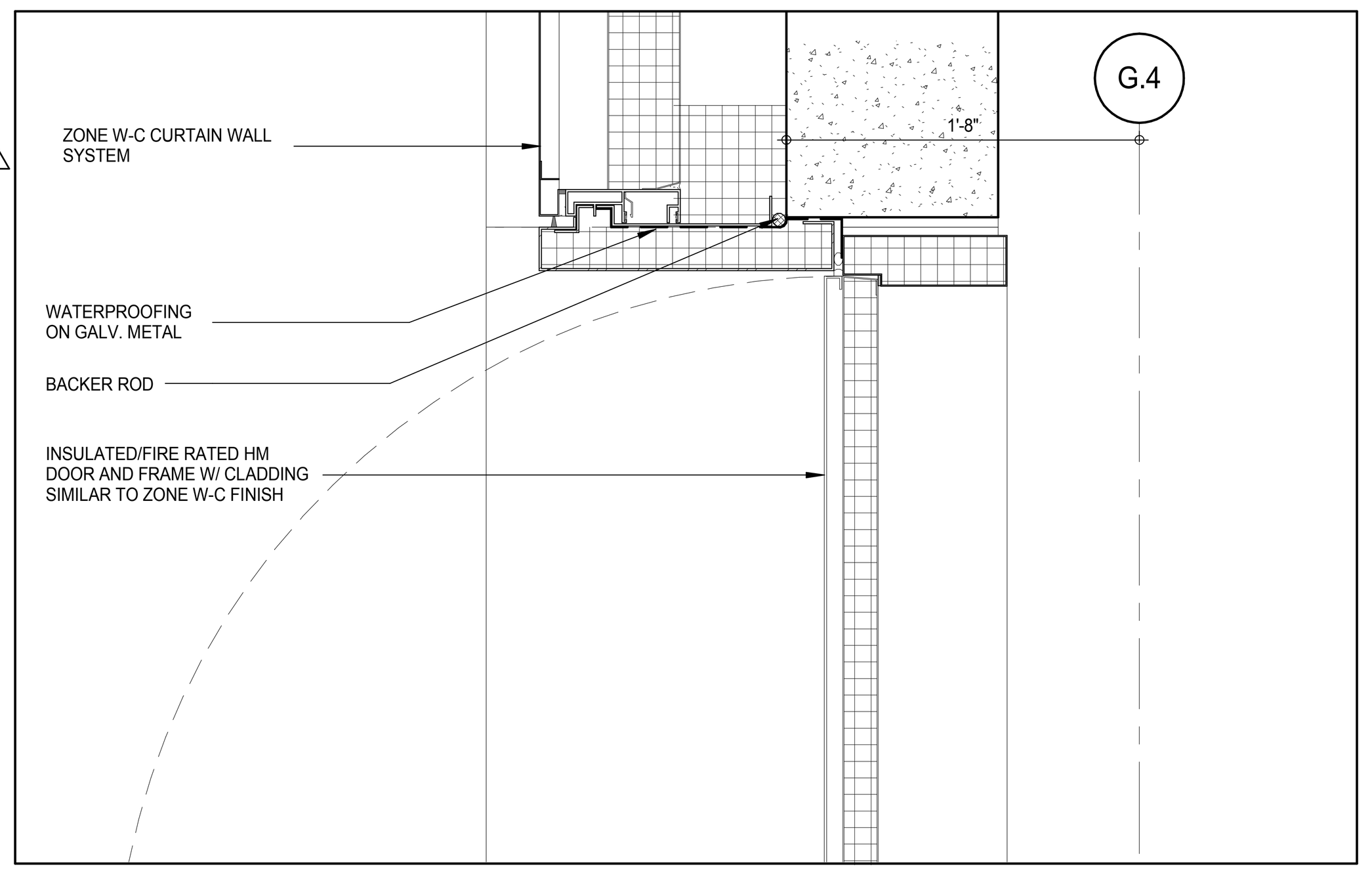

PLAN DETAIL LEVEL 02 ROOF DOOR JAMB (8)
A-812
1 1/2" = 1'-0"

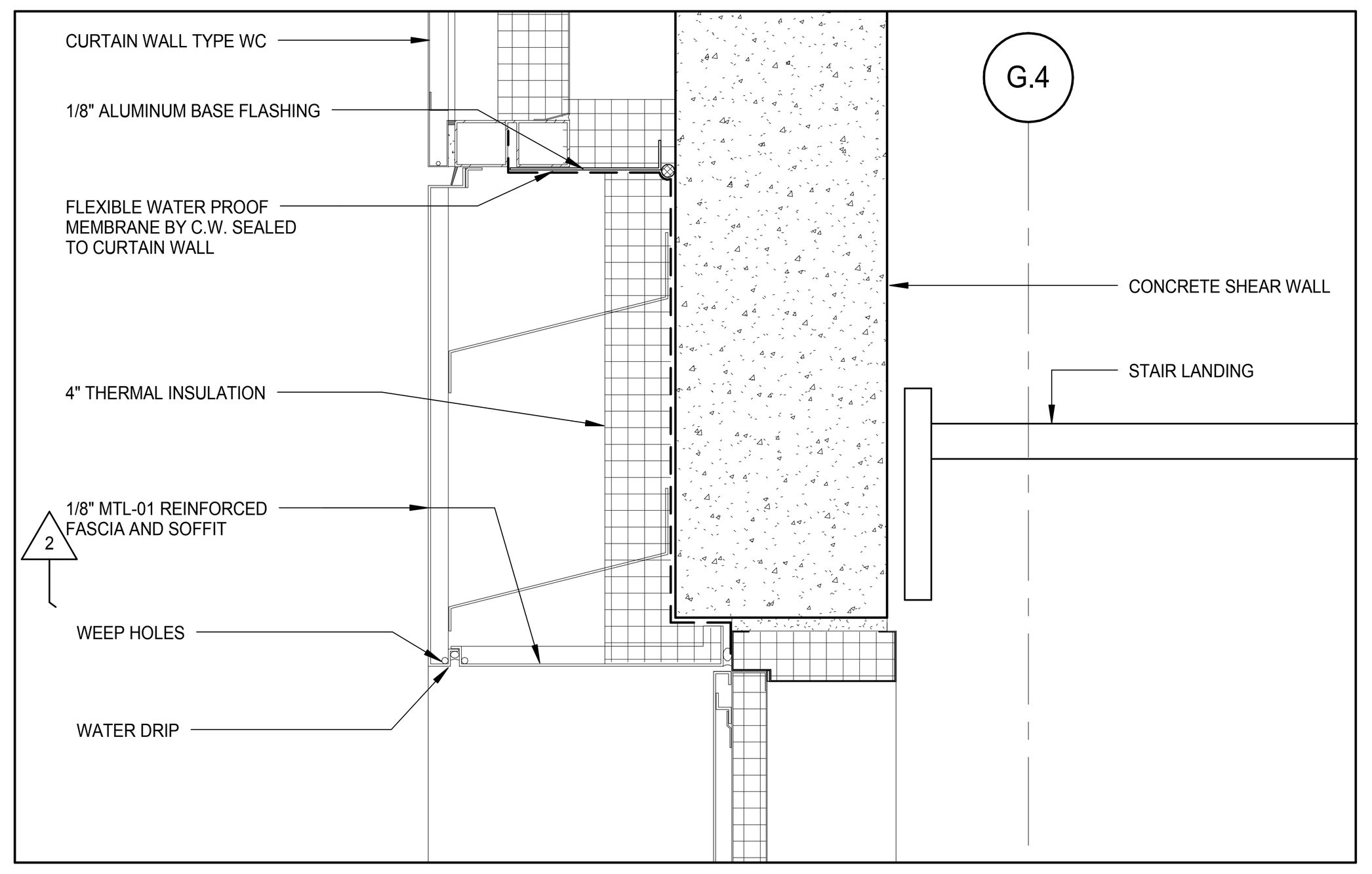

SECTION DETAIL LEVEL 02 ROOF DOOR SILL (4)
A-812
1 1/2" = 1'-0"

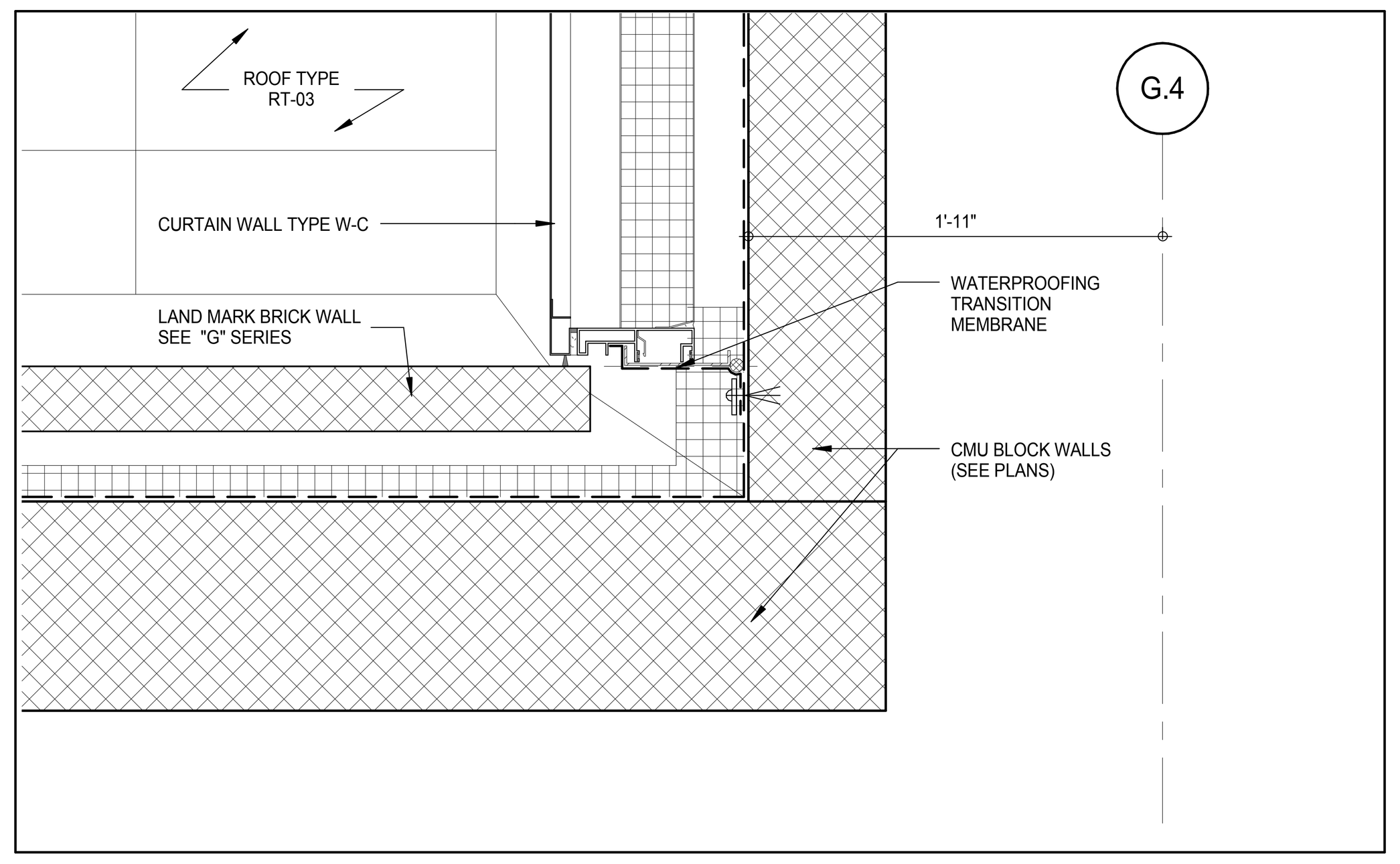

PLAN DETAIL CURTAIN WALL / NORTH LANDMARK FACADE INTERFACE (7)
A-812
1 1/2" = 1'-0"

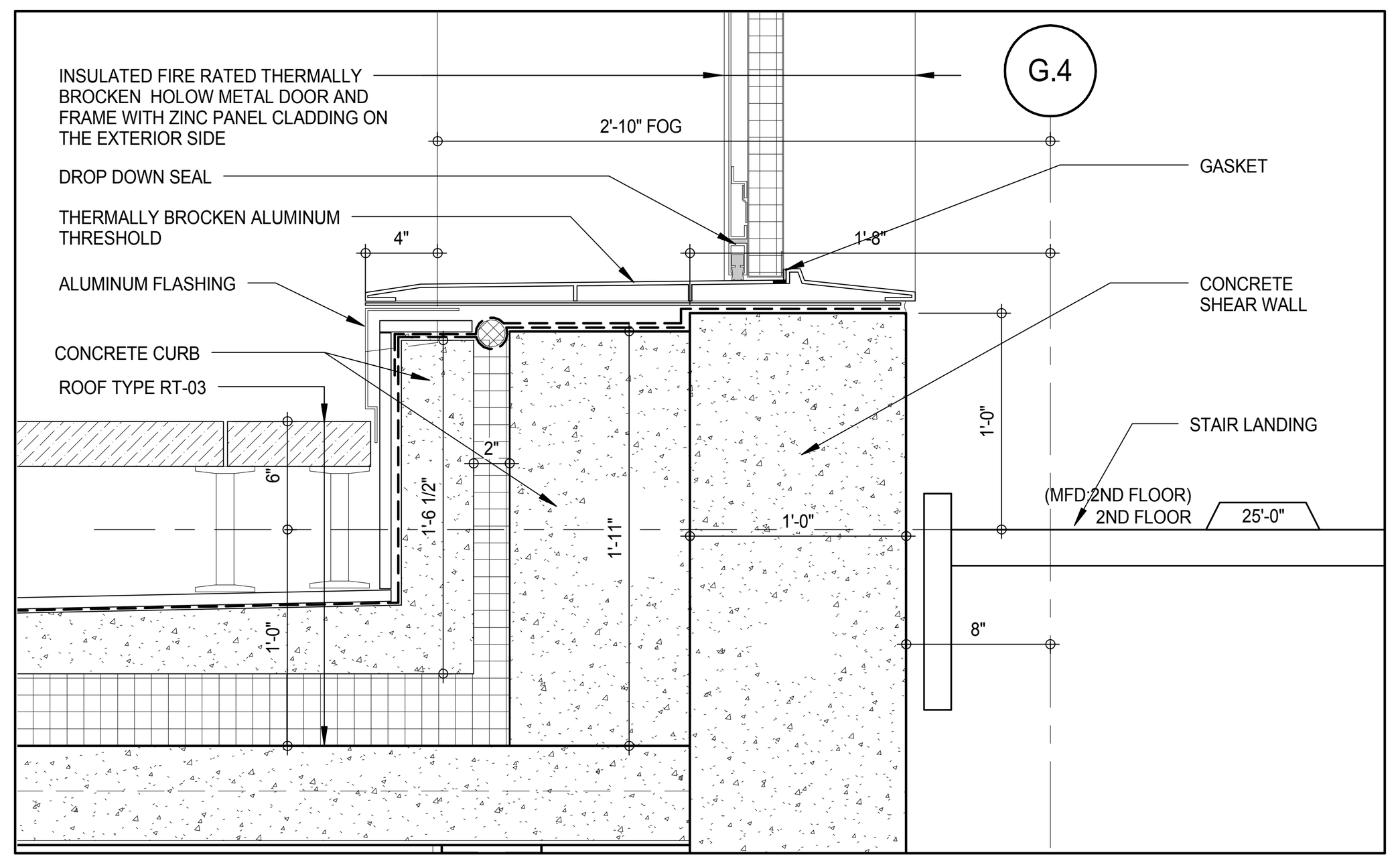

SECTION DETAIL LEVEL 02 ROOF DOOR SILL (3)
A-812
1 1/2" = 1'-0"

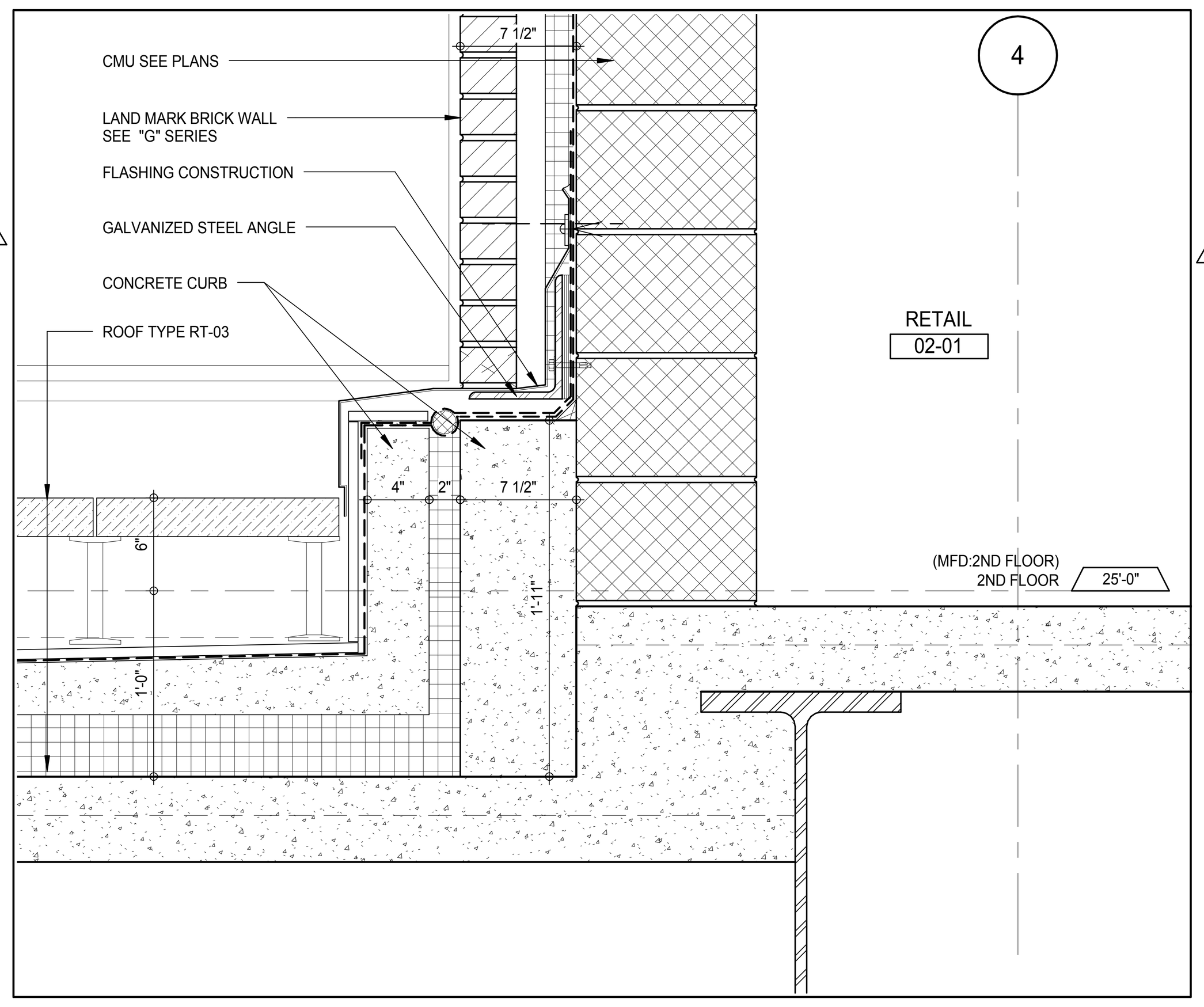

SECTION DETAIL AT LAND MARK WALL BASE (14)
A-805
1 1/2" = 1'-0"

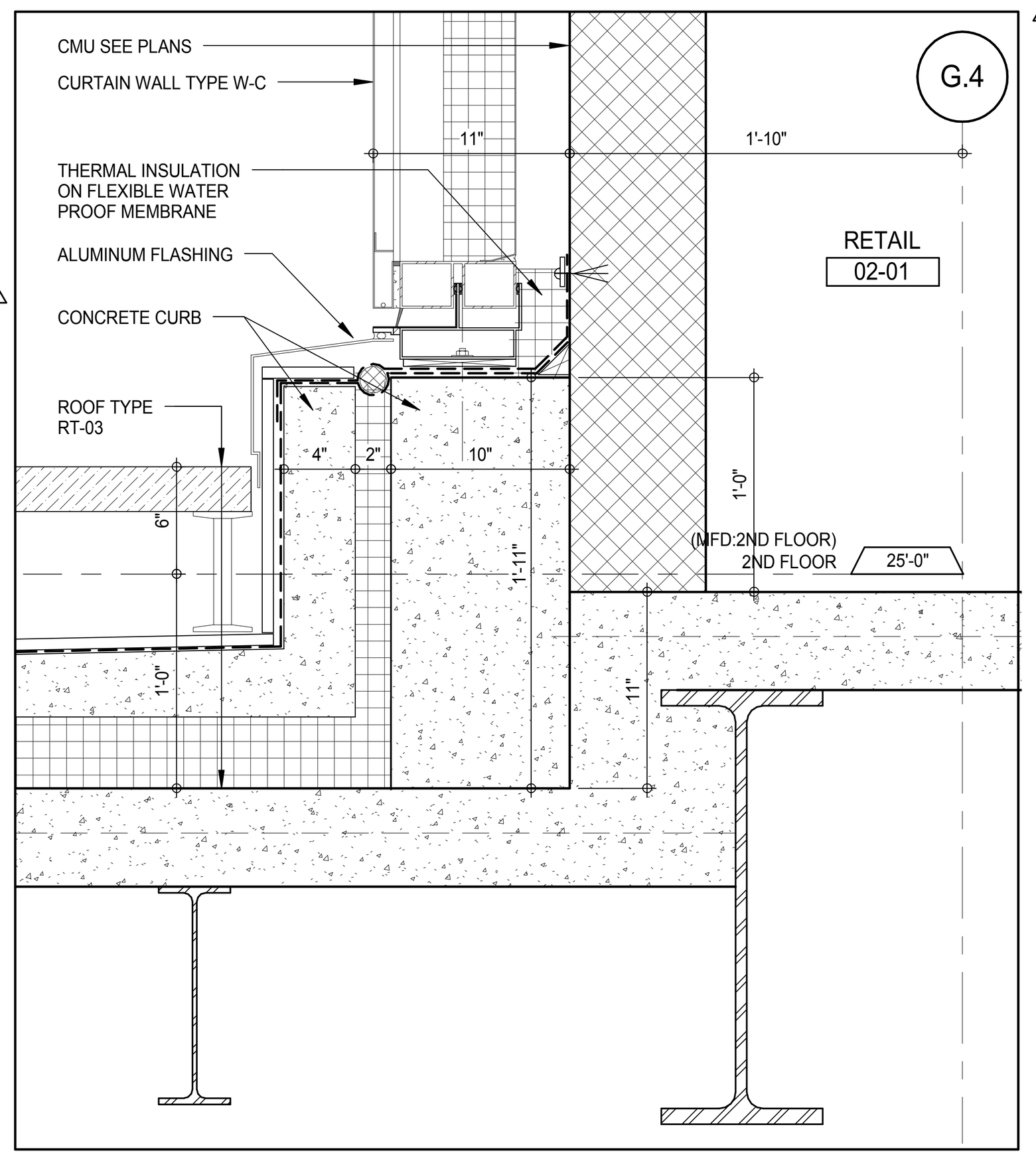

SECTION DETAIL AT LEVEL 02 ROOF WALL BASE (10)
A-812
1 1/2" = 1'-0"

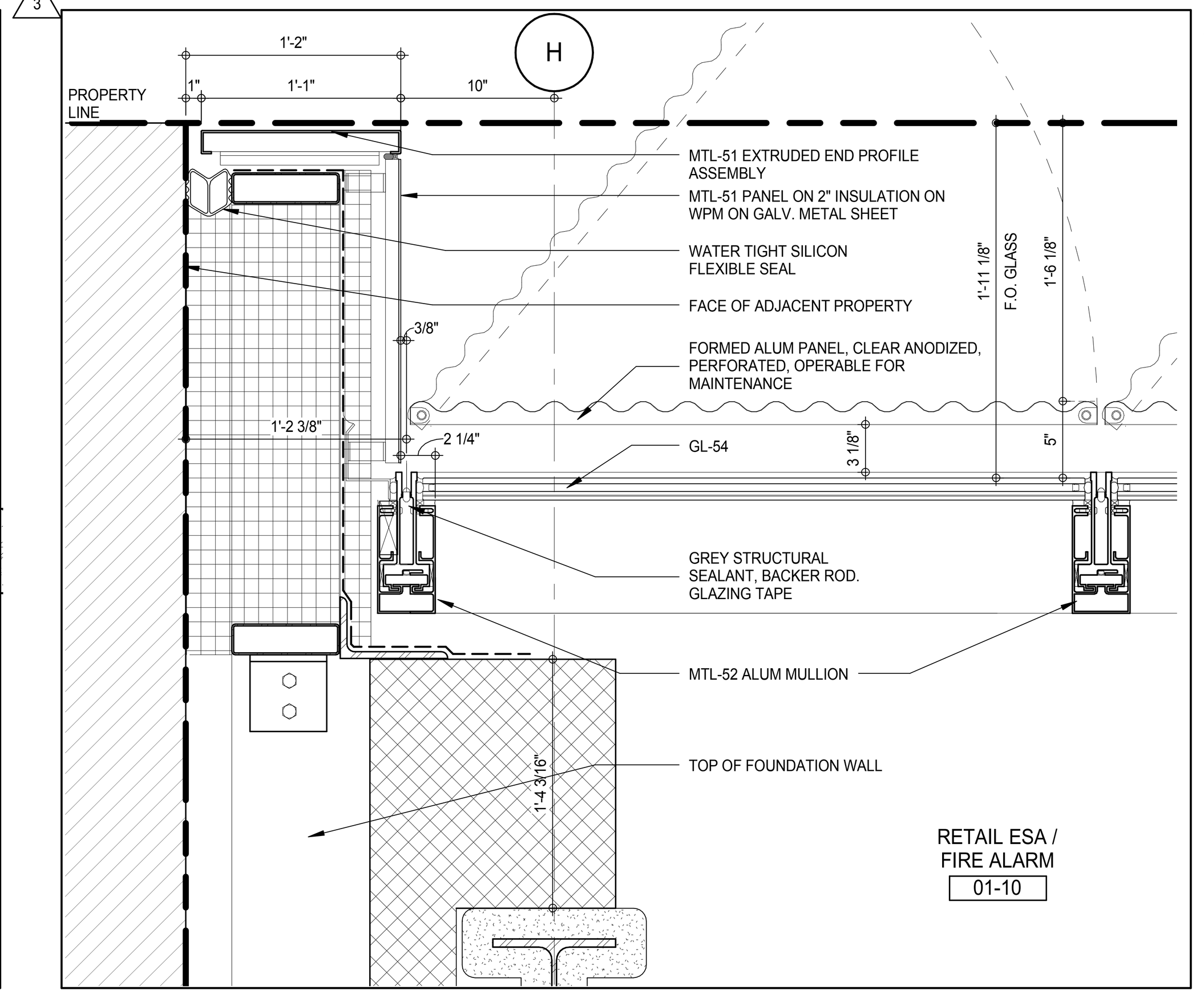

W-35 - PLAN DETAIL - N-W JAMB DETAIL (6)
A-805
1 1/2" = 1'-0"

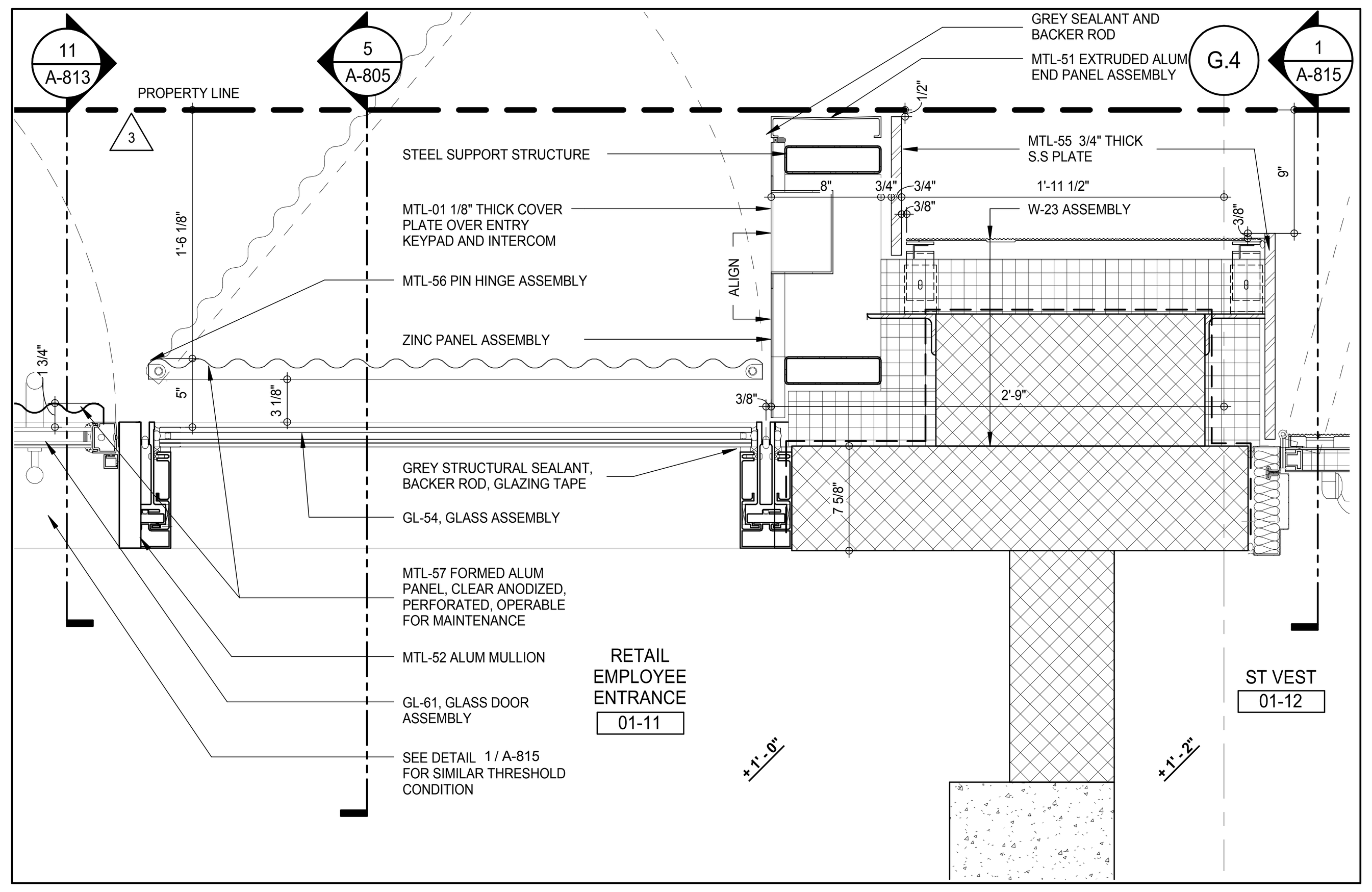

W-35 & W23 - PLAN DETAIL - NW CORNER AT GROUND FLOOR (2)
A-805
1 1/2" = 1'-0"

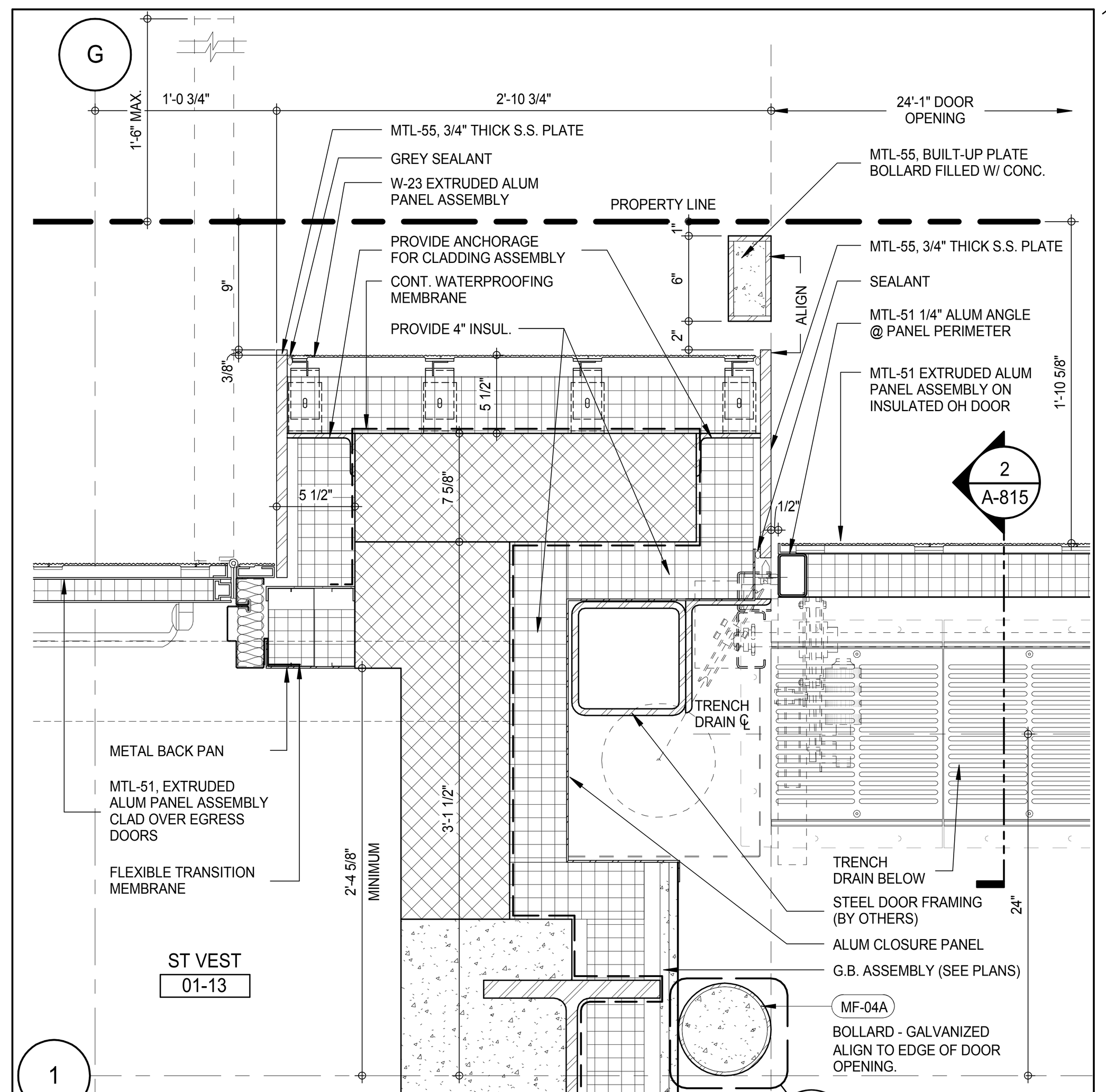

W-23 & W-34 - PLAN DETAIL - JAMB DETAIL AT EGRESS DOOR (13)
A-805
1 1/2" = 1'-0"

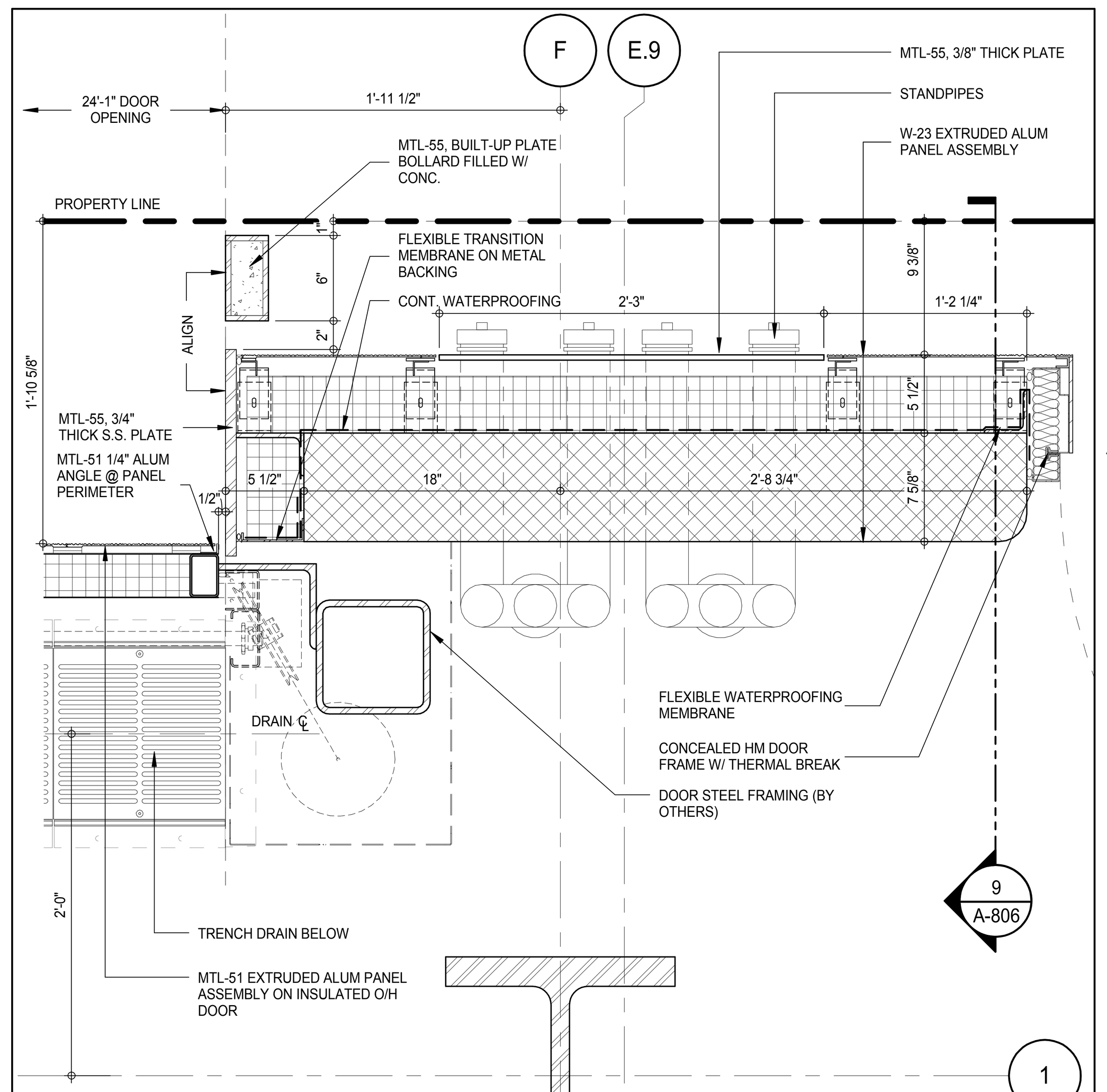

W-23 - PLAN DETAIL - JAMB DETAIL AT LOADING ACCESS DOOR (9)
A-805
1 1/2" = 1'-0"

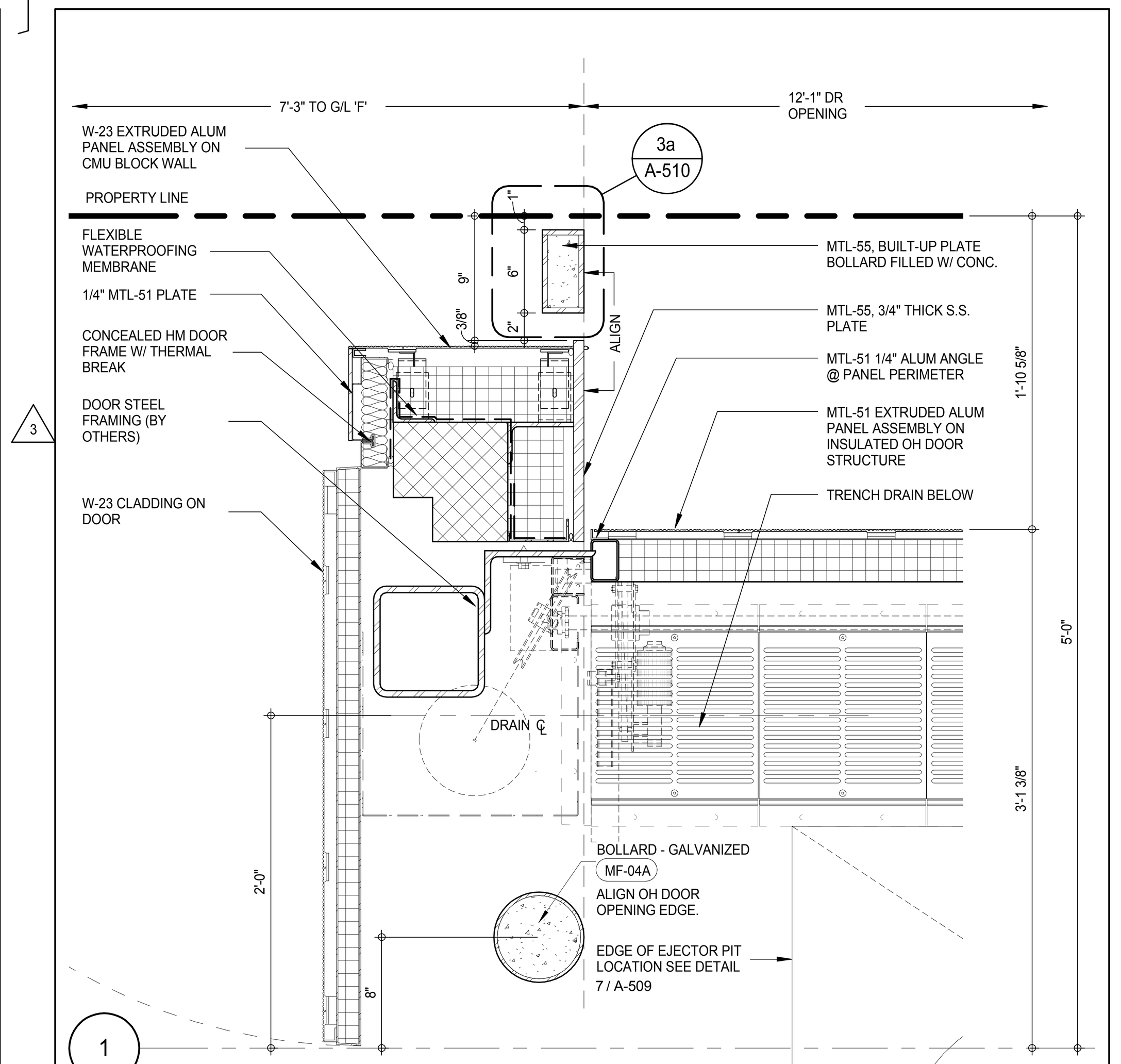

W-23 - PLAN DETAIL - LOADING DOOR JAMB AT COUNTER WEIGHT (5)
A-805
1 1/2" = 1'-0"

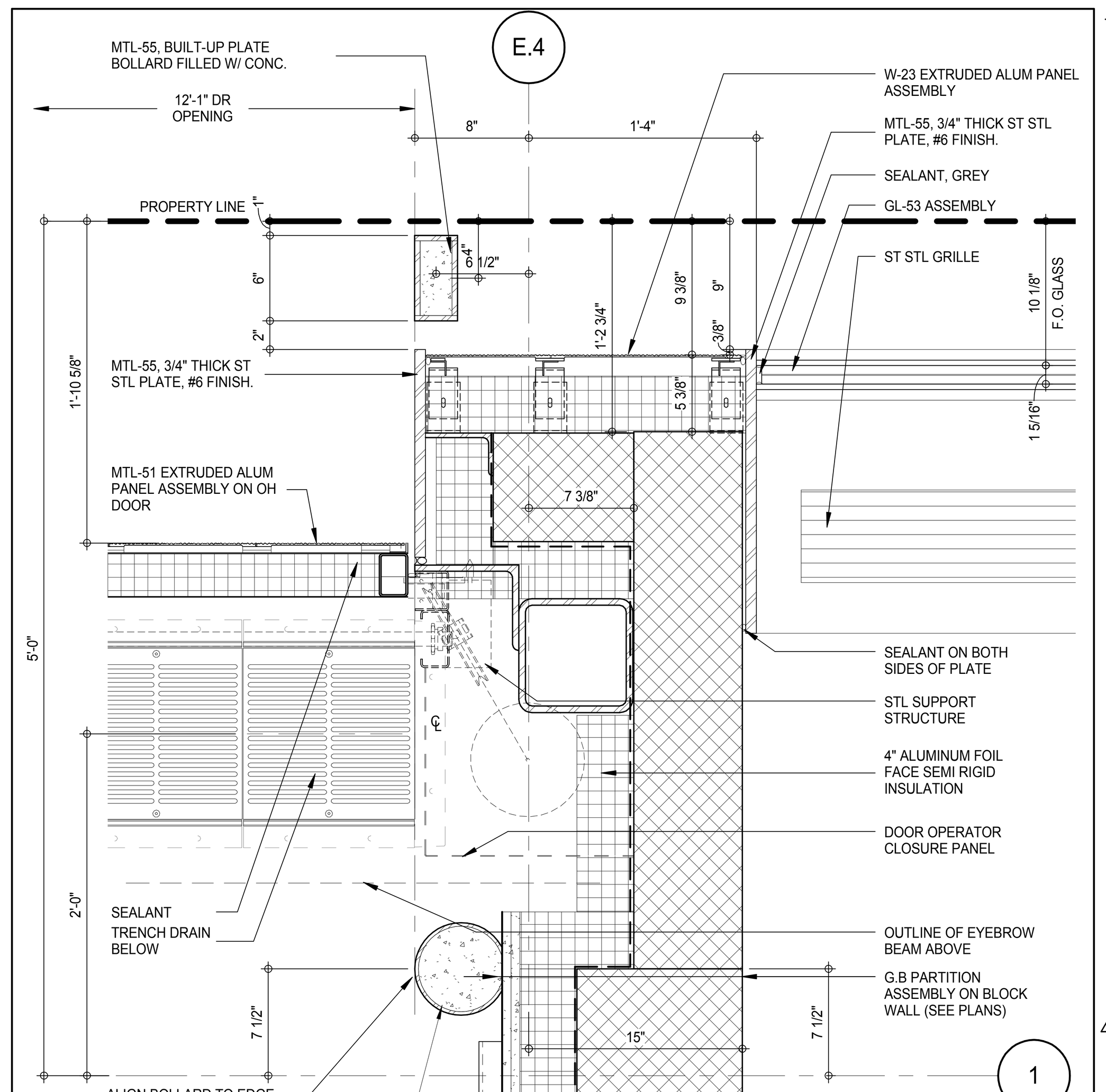

W-23 - JAMB DETAIL AT LOADING DOCK OH DOORS (1)
A-805
1 1/2" = 1'-0"

36" x 48" Arch E -SHEET SIZE

DEPT OF BLDGS 121328205 Job Number
ES992591186 Scan Code

KEY PLAN:

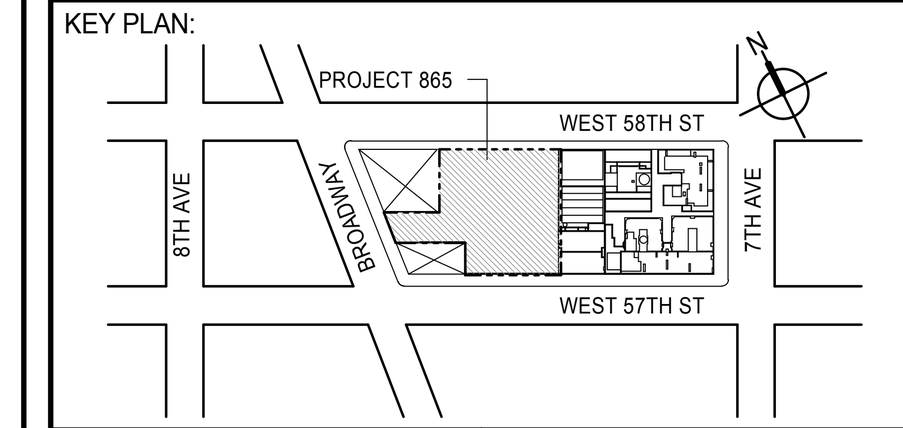

PROJECT NORTH
TRUE NORTH

DEVELOPER:
EXTELL DEVELOPMENT COMPANY
805 THIRD AVENUE, 7TH FLOOR
New York, NY 10022 USA
TEL: 212 712 6000 FAX: 212 712 6100

DESIGN ARCHITECT: Base Building Shell & Core
ADRIAN SMITH + GORDON GILL ARCHITECTURE
111 WEST MONROE STREET SUITE 2300
CHICAGO IL 60603
TEL: 312 920 1888 FAX: 312 920 1775

INTERIOR DESIGNER: Residential
Rottet Architecture and Design Studio, PLLC
298 Fifth Ave, 7th Floor
New York, NY 10001
TEL: 646 998 7000 FAX:

ARCHITECT OF RECORD: Base Building Shell, Core, & Residential
AAI ARCHITECTS, P.C.
401 Wellington St. W., 3rd Floor
Toronto, ON M5V 1E7 Canada
TEL: 416 967 1500 FAX: 416 967 7150

STRUCTURAL ENGINEERS:
WSP CANTOR SEINUK
228 EAST 45th Street
New York, NY 10017 USA
TEL: 212 687 9888 FAX: 646 487 5501

MEP ENGINEERS:
AKF GROUP
165 Broadway, 22nd Floor
New York, NY 10006 USA
TEL: 212 354 5656 FAX: 212 354 5668

GEOTECHNICAL ENGINEERS:
Langan Engineering & Environmental Services
21 Penn Plaza - 360 West 31st Street, 8th Floor
New York, NY 10001-2727
TEL: 212 479 5400 FAX: 212 479 5444

CODE CONSULTANTS:
Construction Consulting Associates
100 Church Street
New York, NY 10007
TEL: 212 385 1818 FAX: 212 385 1911

CURTAINWALL CONSULTANT:
AJLP Consulting
40 Worth Street. Suite 826
New York, NY 10013
TEL: 212 757 5659 FAX: 646 219 8508

LANDMARK/PRESERVATION CONSULTANT:
Jan Hird Pokorny Associates, Inc.
39 West 37th Street, 12A
New York, NY 10018
TEL: 212 759 6462 FAX: 212 759 6540

No.	DESCRIPTION	DATE
1	CD PROGRESS ISSUE 3	09 MAR 15
2	CD PROGRESS ISSUE 4	01 JUN 15
3	CD PROGRESS ISSUE 5	10 AUG 15
	D.O.B. AMENDMENT 2	21 SEP 15

NOT FOR BID/CONSTRUCTION

Discrepancies must be reported immediately to the Architect before proceeding. Only figured dimensions are to be used. Contractors must check all dimensions on site. This drawing is protected by copyright.

ALL DIMENSIONS ARE SHOWN IN IMPERIAL.

CONSULTANT:
AAI ARCHITECTS, P.C.

PROJECT:
217 WEST 57TH STREET
NEW YORK, NY

DRAWING TITLE:
PODIUM - EXTERIOR DETAILS - L1 TO L7 NORTH

SEAL & SIGNATURE:
REGISTERED ARCHITECT WIEPKE DAVID JANSEN No. 028881 STATE OF NEW YORK

DATE:	09 MAR 15
PROJECT No:	1216-00
DRAWN: Author	REV: 3
CHK: Checker	
SCALE: As indicated	
DWG No:	A-814.00
DOB PAGE No:	426 of 569

DOB EMPLOYEE STAMP:
DOB B-SCAN:

FILE NAME: C:\Revit Local Files\EXTELL-865-AAI-TWR-CNF_hadlarim.rvt
PLOT DATE: 9/22/2015 12:21:35 PM

DEPT OF BLDGS 421263636 Job Number
E302495189 Scan Code

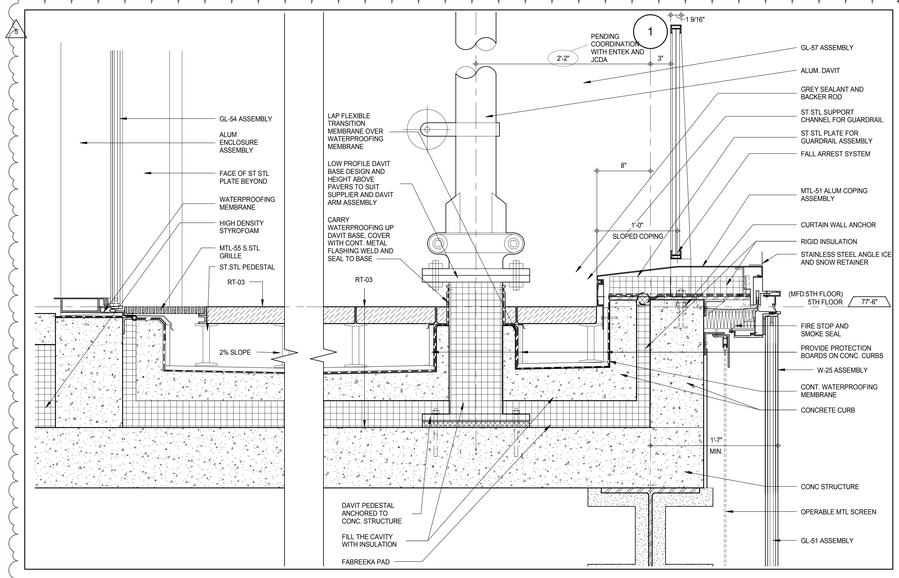

W-25 - SECTION DETAIL - PARAPET 11 - 5TH FLOOR TERRACE PERIMETER INNER CURVE (9)
A-806
1 1/2" = 1'-0"

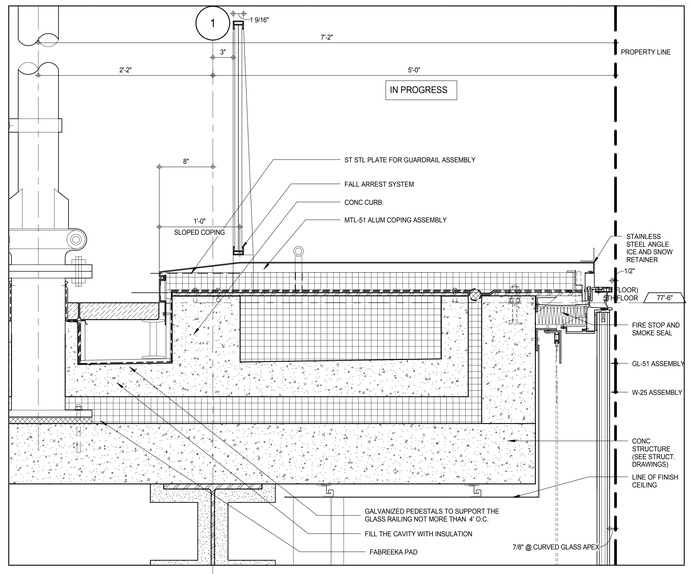

SECTION DETAIL - PARAPET 11 - 5TH FLOOR TERRACE PERIMETER (6)
A-806
1 1/2" = 1'-0"

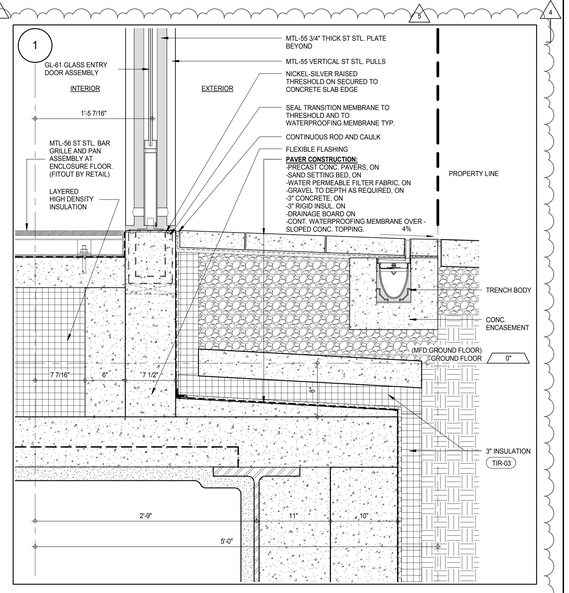

SECTION DETAIL - NORTH ENTRANCE VESTIBULE SILL - GROUND FLOOR (3)
A-804
1 1/2" = 1'-0"

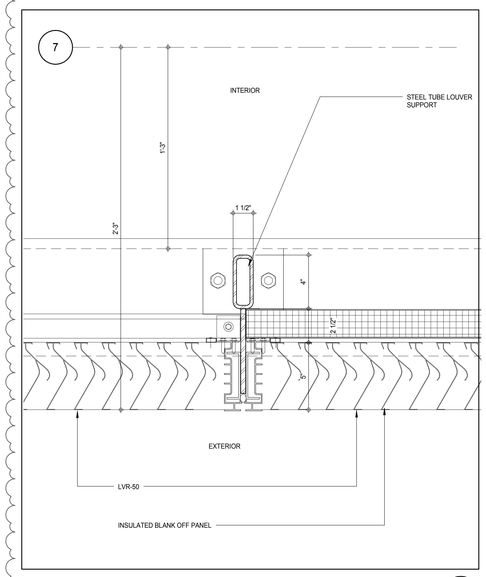

IW-27 PLAN DETAIL LOUVER ASSEMBLY - 6TH FLOOR (10)
A-811
3" = 1'-0"

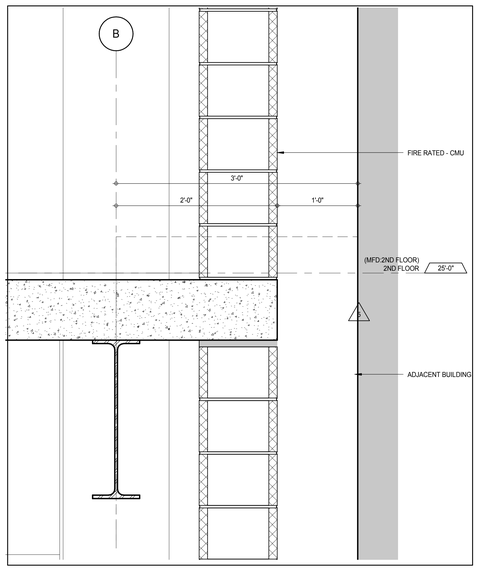

SECTION DETAIL AT SLAB EDGE (8)
A-805
1 1/2" = 1'-0"

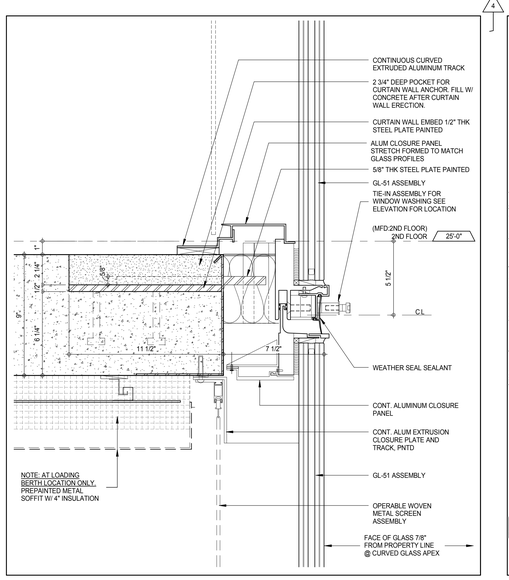

W-25 SECTION DETAIL CURVED GLASS AT SLAB LEVEL (5)
A-804
3" = 1'-0"

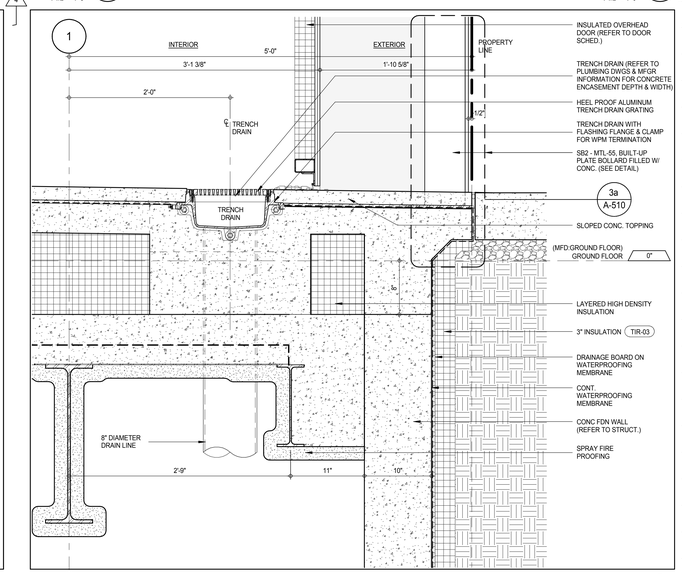

SECTION DETAIL - TRENCH DRAIN AT LOADING DOCKS (2)
A-805
1 1/2" = 1'-0"

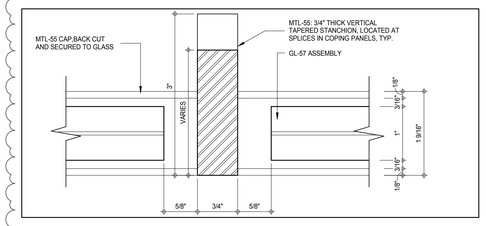

Drafting 10 (11)
12" = 1'-0"

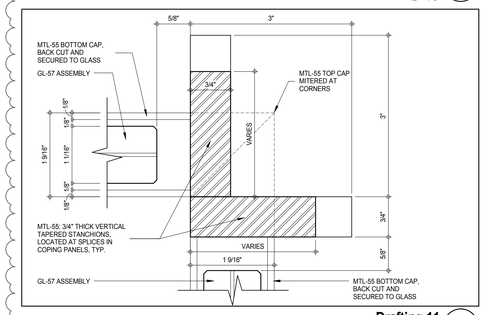

Drafting 11 (12)
12" = 1'-0"

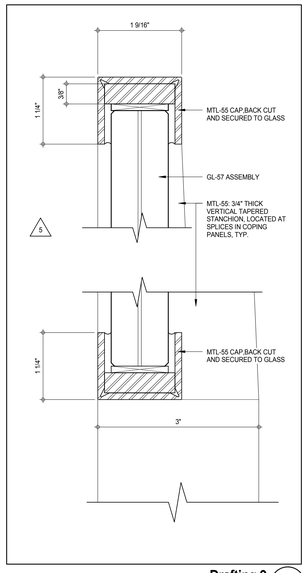

Drafting 9 (7)
12" = 1'-0"

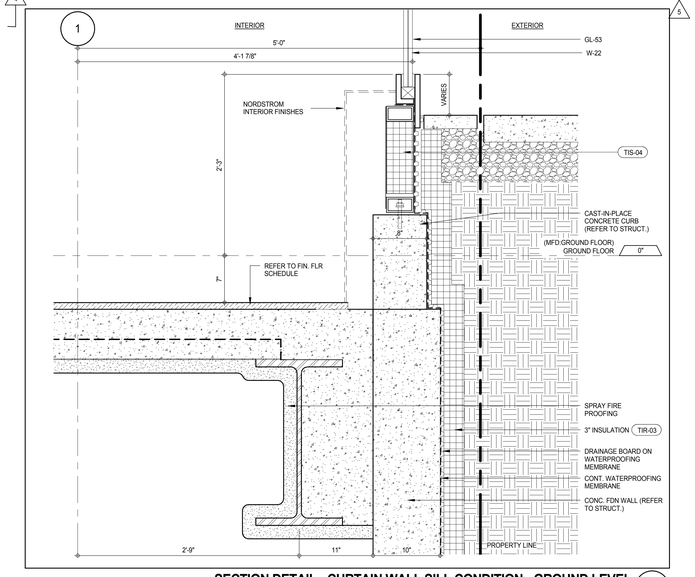

SECTION DETAIL - CURTAIN WALL SILL CONDITION - GROUND LEVEL (4)
A-804
1 1/2" = 1'-0"

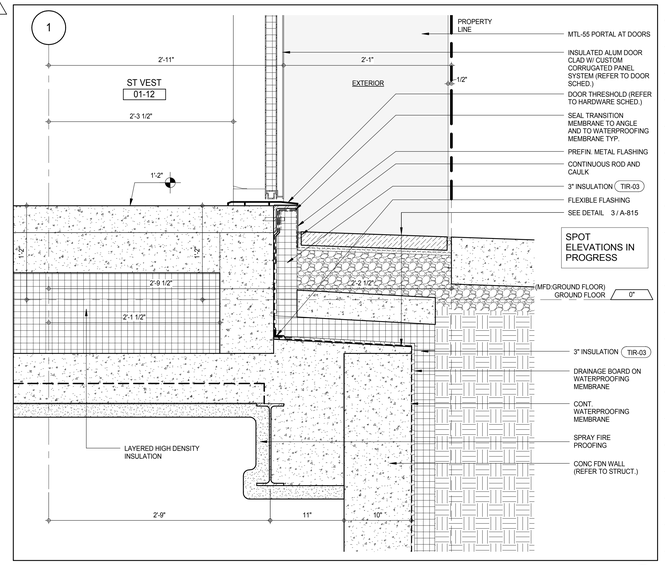

SECTION DETAIL - VESTIBULE SILL CONDITION AT G/L G - GROUND LEVEL (1)
A-805
1 1/2" = 1'-0"

KEY PLAN:

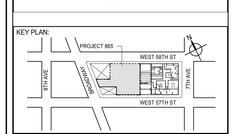

PROJECT NORTH | TRUE NORTH

DEVELOPER:
EXTELL DEVELOPMENT COMPANY
805 THIRD AVENUE, 7TH FLOOR
New York, NY 10022 USA
TEL: 212 712 6000 FAX: 212 712 6100

DESIGN ARCHITECT: Base Building Shell & Core
ADRIAN SMITH + GORDON GILL ARCHITECTURE
111 WEST MONROE STREET SUITE 2300
CHICAGO IL 60603
TEL: 312 920 1888 FAX: 312 920 1775

INTERIOR DESIGNER: Residential
Rottet Architecture and Design Studio, PLLC
298 Fifth Ave, 7th Floor
New York, NY 10001
TEL: 646 998 7000 FAX:

ARCHITECT OF RECORD: Base Building Shell, Core, & Residential
AAI ARCHITECTS, P.C.
401 Wellington St. W., 3rd Floor
Toronto, ON M5V 1E7 Canada
TEL: 416 967 1500 FAX: 416 967 7150

STRUCTURAL ENGINEERS:
WSP CANTOR SEINUK
228 EAST 45th Street
New York, NY 10017 USA
TEL: 212 687 9888 FAX: 646 487 5501

MEP ENGINEERS:
AKF GROUP
165 Broadway, 22nd Floor
New York, NY 10006 USA
TEL: 212 354 5656 FAX: 212 354 5668

GEOTECHNICAL ENGINEERS:
Langan Engineering & Environmental Services
21 Penn Plaza - 360 West 31st Street, 8th Floor
New York, NY 10001-2727
TEL: 212 479 5400 FAX: 212 479 5444

CODE CONSULTANTS:
Construction Consulting Associates
100 Church Street
New York, NY 10007
TEL: 212 385 1818 FAX: 212 385 1911

CURTAINWALL CONSULTANT:
AJLP Consulting
40 Worth Street. Suite 826
New York, NY 10013
TEL: 212 757 5659 FAX: 646 219 8508

LANDMARK/PRESERVATION CONSULTANT:
Jan Hird Pokorny Associates, Inc.
39 West 37th Street, 12A
New York, NY 10018
TEL: 212 759 6462 FAX: 212 759 6540

No.	DESCRIPTION	DATE
1	CD PROGRESS ISSUE 2	19 DEC 14
2	D.O.B. SUBMISSION	18 FEB 15
3	CD PROGRESS ISSUE 3	09 MAR 15
	D.O.B. SUBMISSION	27 APR 15
4	CD PROGRESS ISSUE 4	01 JUN 15
5	CD PROGRESS ISSUE 5	10 AUG 15
	D.O.B. AMENDMENT 2	21 SEP 15

NOT FOR BID/CONSTRUCTION

Discrepancies must be reported immediately to the Architect before proceeding. Only figured dimensions are to be used. Contractors must check all dimensions on site. This drawing is protected by copyright.

ALL DIMENSIONS ARE SHOWN IN IMPERIAL.

CONSULTANT: AAI ARCHITECTS, P.C.

PROJECT:
217 WEST 57TH STREET
NEW YORK, NY

DRAWING TITLE:
EXTERIOR WALL TYPICAL DETAILS PODIUM

SEAL & SIGNATURE: REGISTERED ARCHITECT ANDREW DAVID JANSSEN 026865 STATE OF NEW YORK

DATE:	19 DEC 14
PROJECT No:	1216-00
DRAWN: Author	REV: 5
CHK: Checker	
SCALE: As indicated	
DWG No:	A-815.01
DOB PAGE No:	427 of 569

DOB EMPLOYEE STAMP: DOB B-SCAN:

36" x 48" Arch E SHEET SIZE
FILE NAME: C:\Revit Local Files\EXTELL-865-AAI-TWR-CNE_hadams.rvt
PLOT DATE: 9/28/2015 9:22:28 PM

DEPT OF BLDGS 121328205 Job Number
ES771613601 Scan Code

36" x 48" Arch E -SHEET SIZE

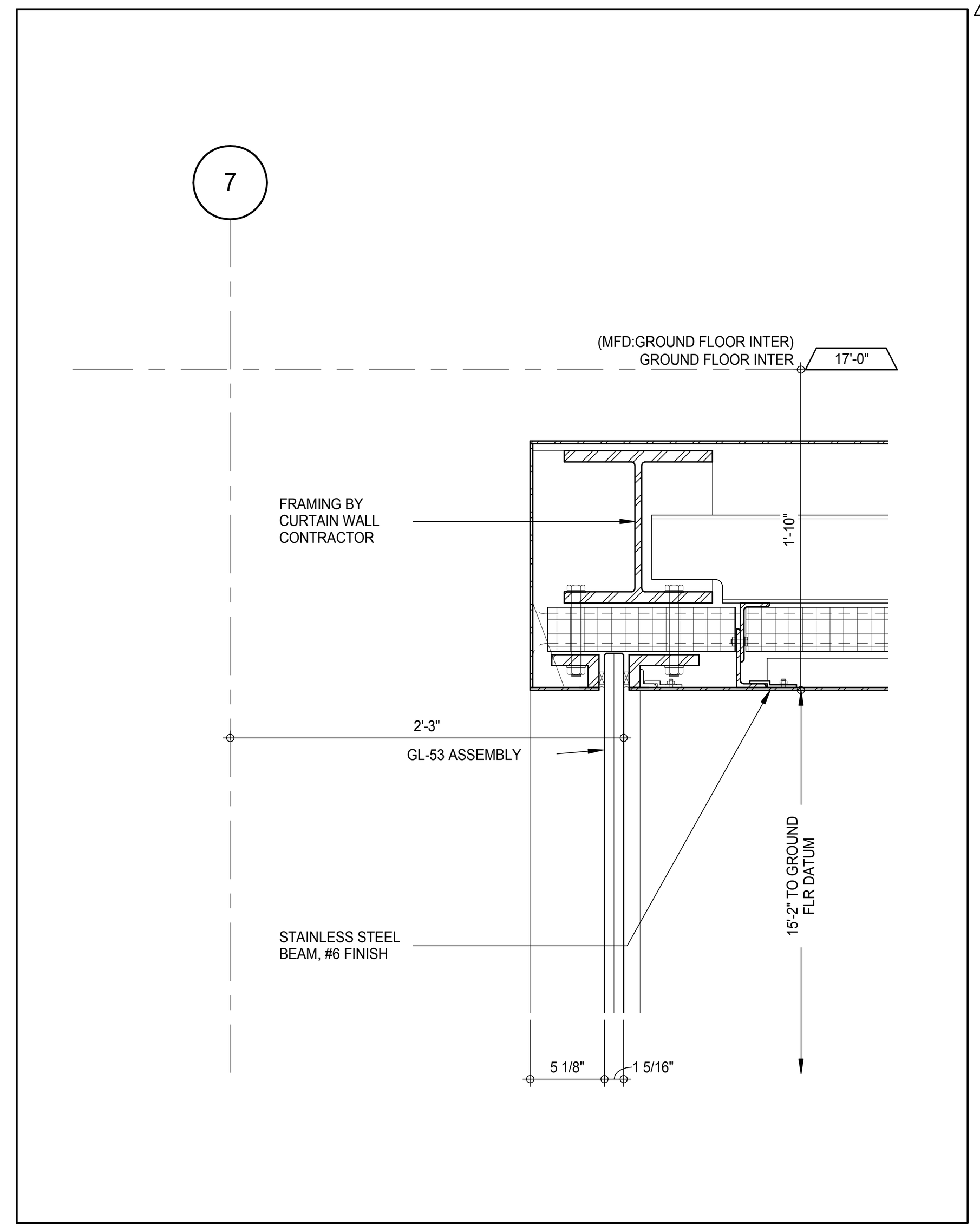

SECTION DETAIL - ENTRY EYEBROW (12)
A-810
1 1/2" = 1'-0"

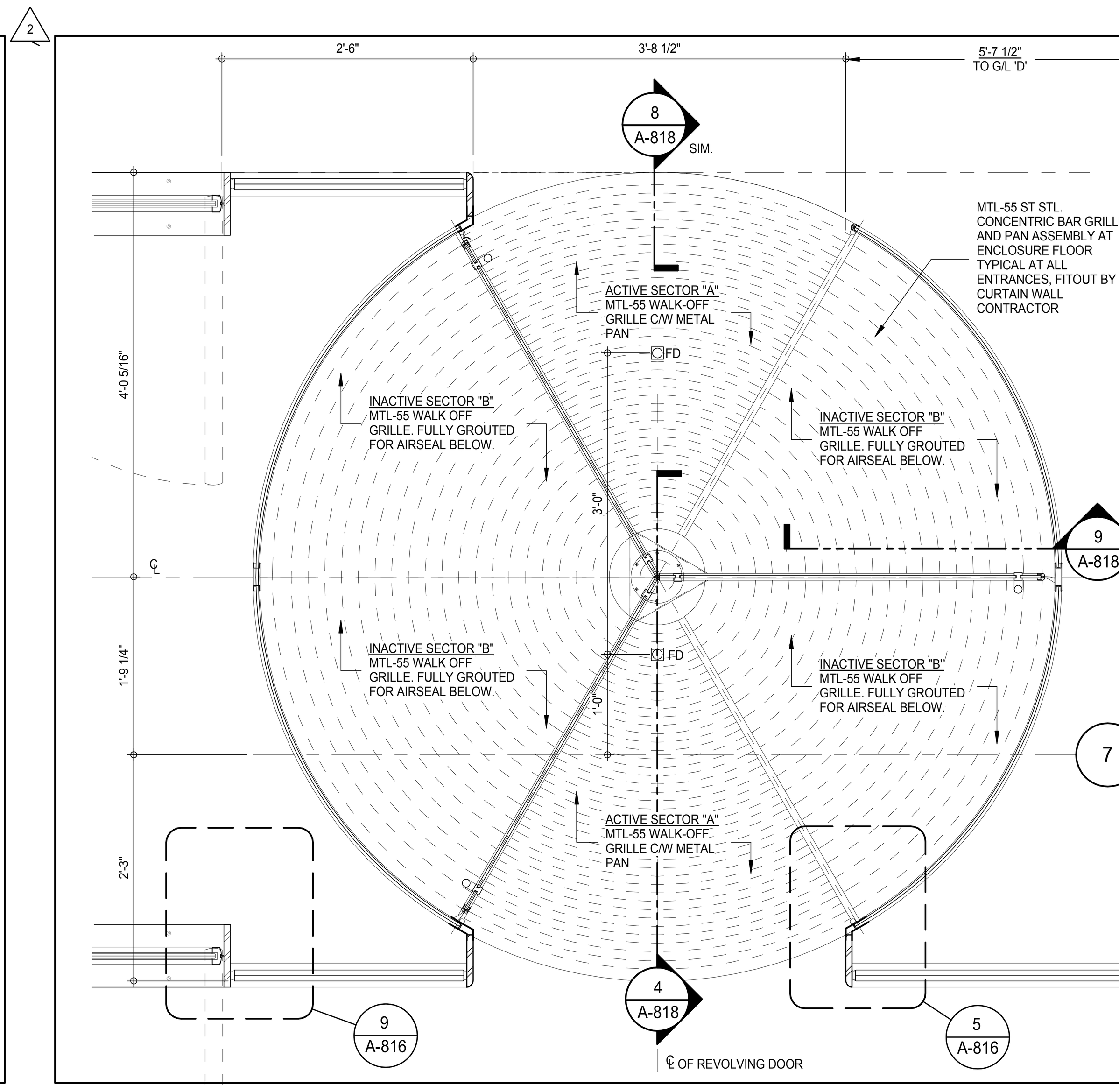

PLAN DETAIL - RETAIL LOBBY - REVOLVING DOORS (8)
A-804
1" = 1'-0"

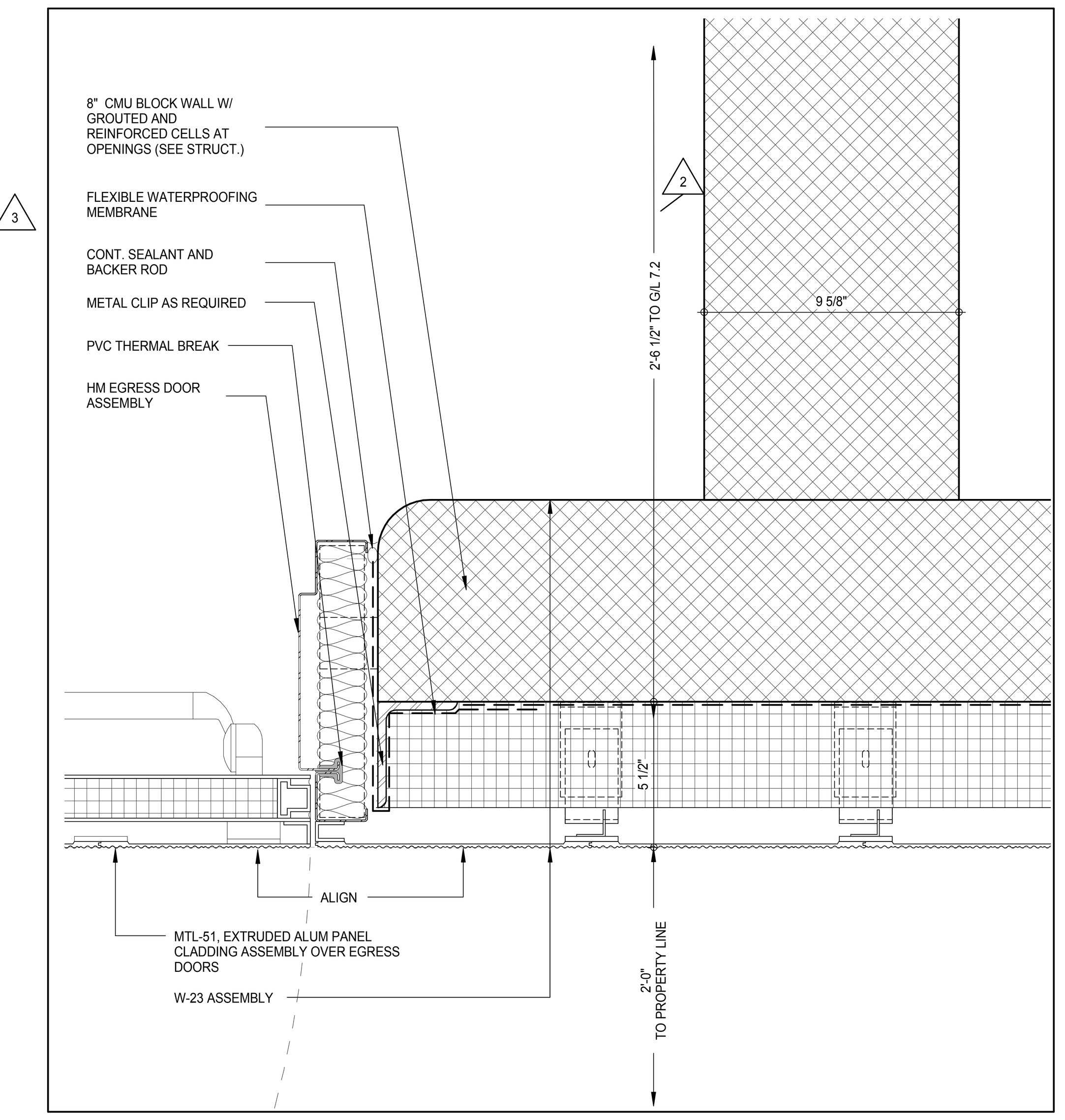

W-23 - PLAN DETAIL - JAMB AT EGRESS DOOR - GROUND LEVEL (3)
A-809
3" = 1'-0"

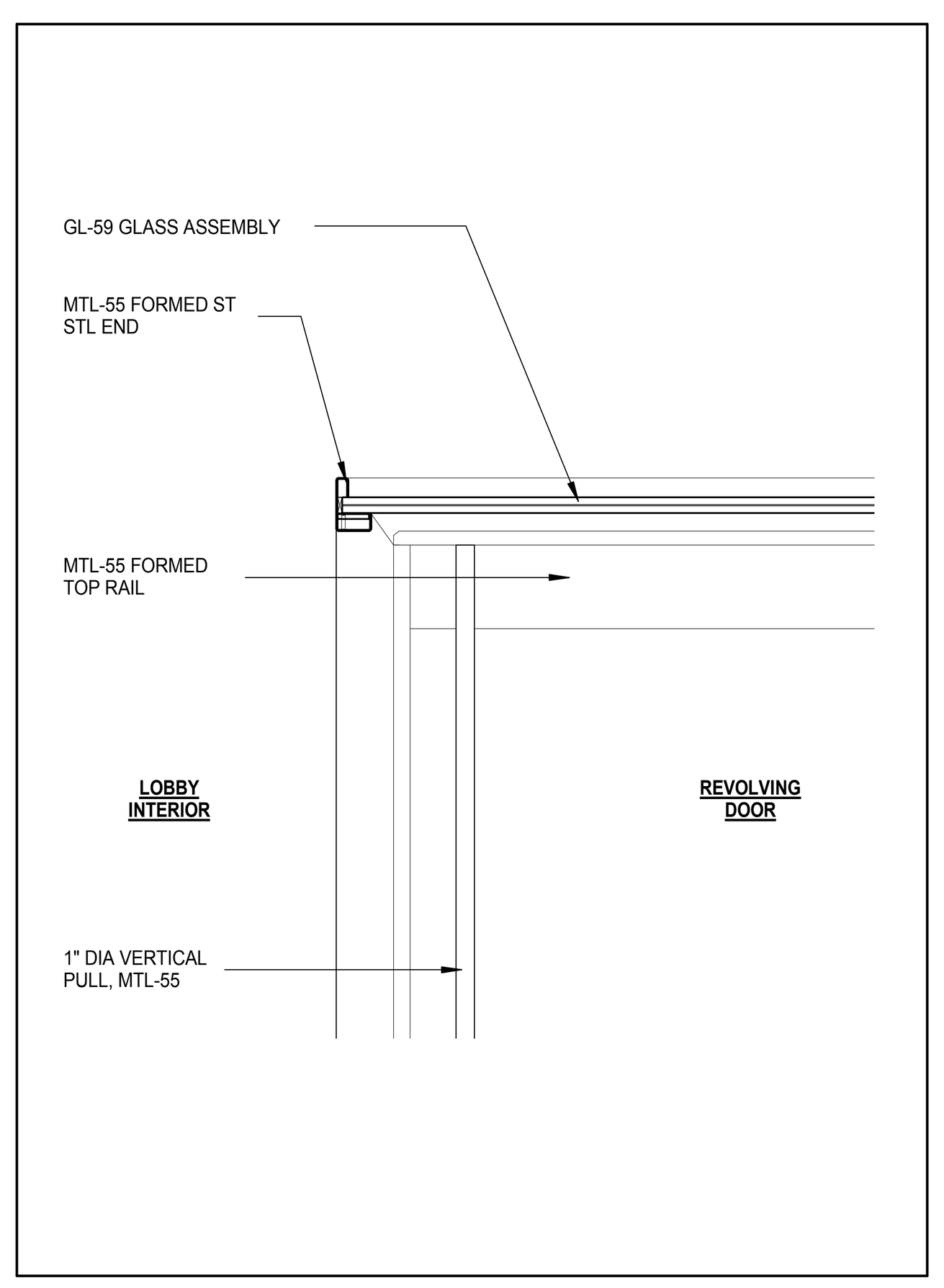

SECTION DETAIL - REVOLVING DOOR INTERIOR (19)
A-810
1 1/2" = 1'-0"

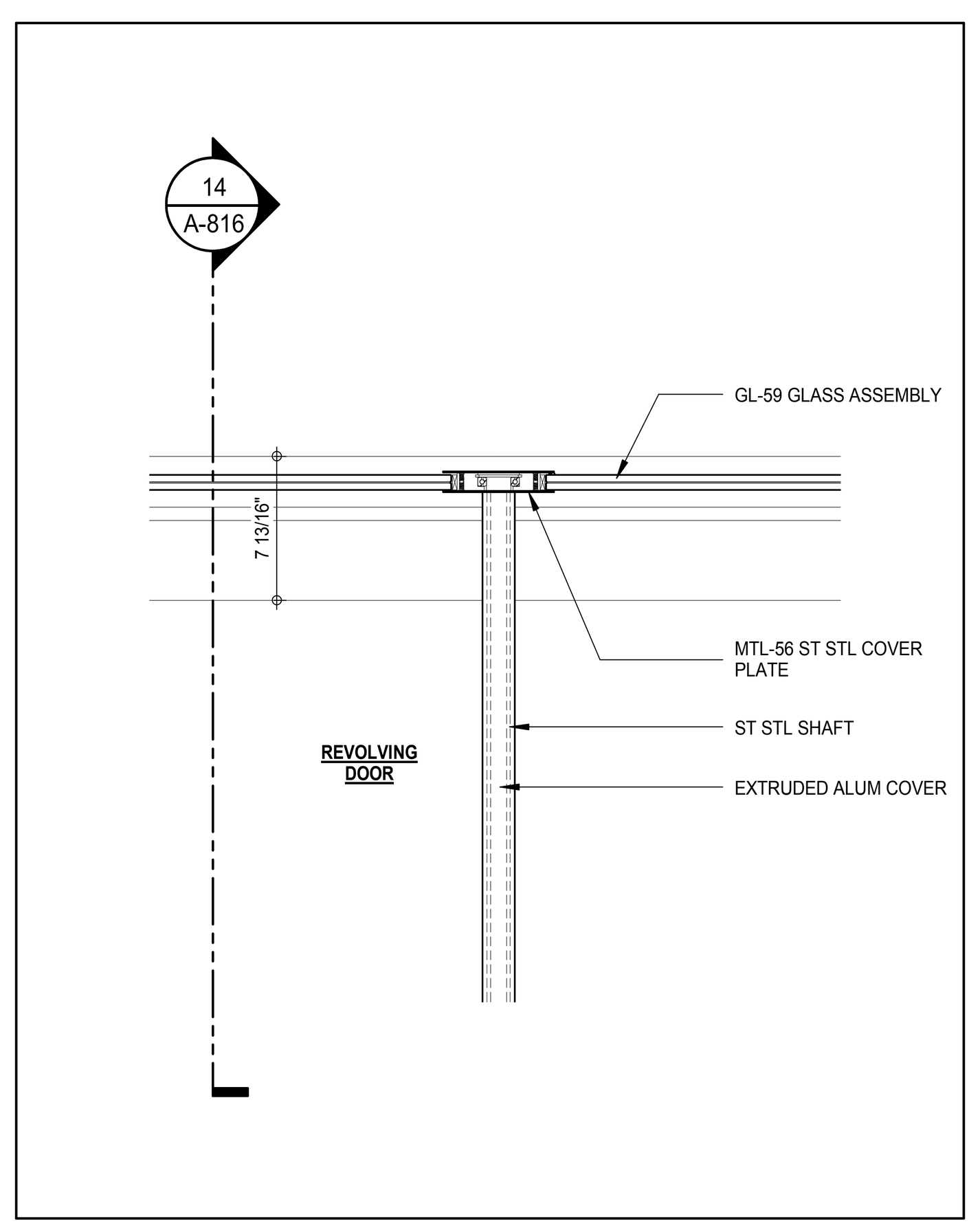

SECTION DETAIL - REVOLVING DOOR SHAFT (15)
A-810
1 1/2" = 1'-0"

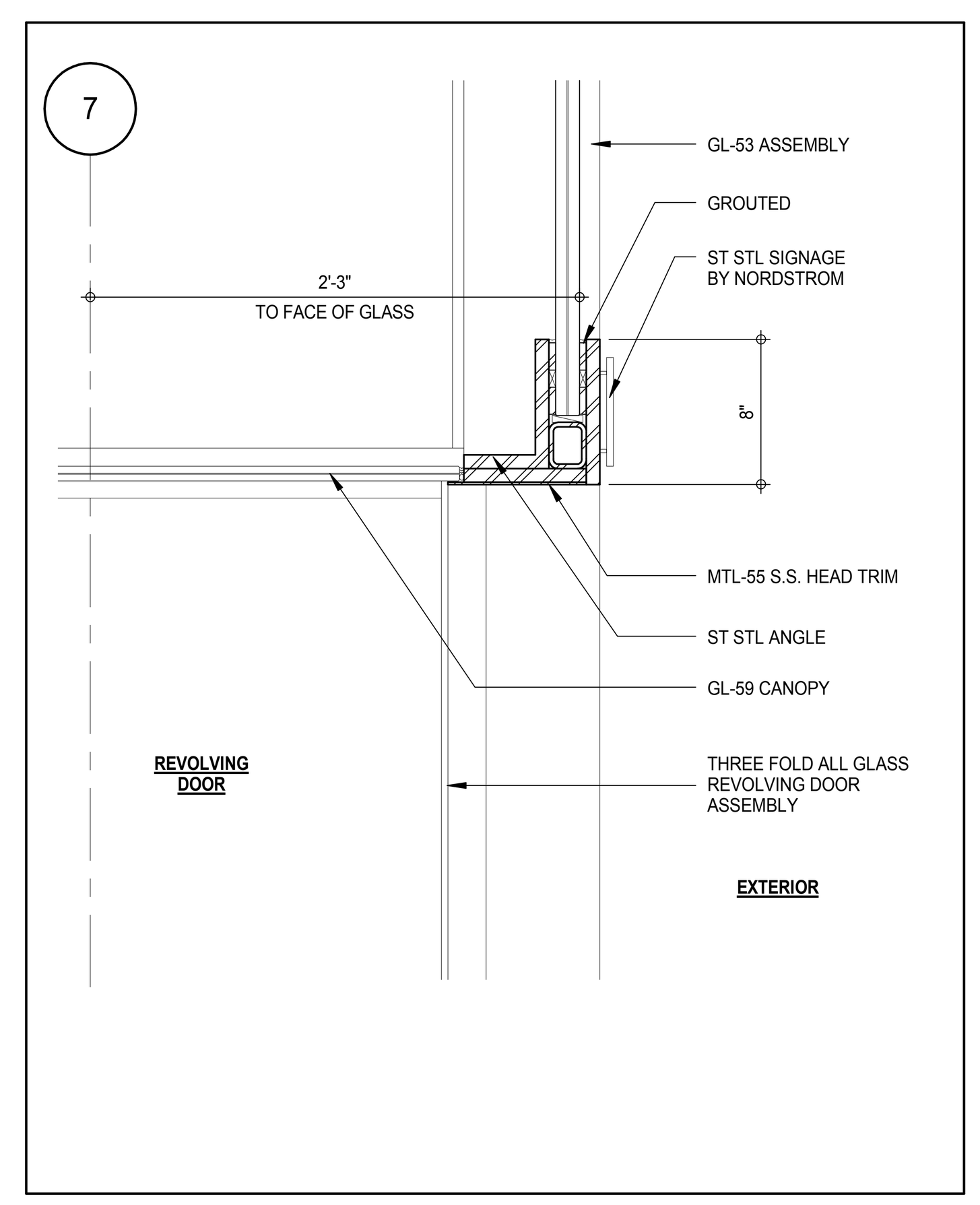

SECTION DETAIL - REVOLVING DOOR HEAD (11)
A-810
1 1/2" = 1'-0"

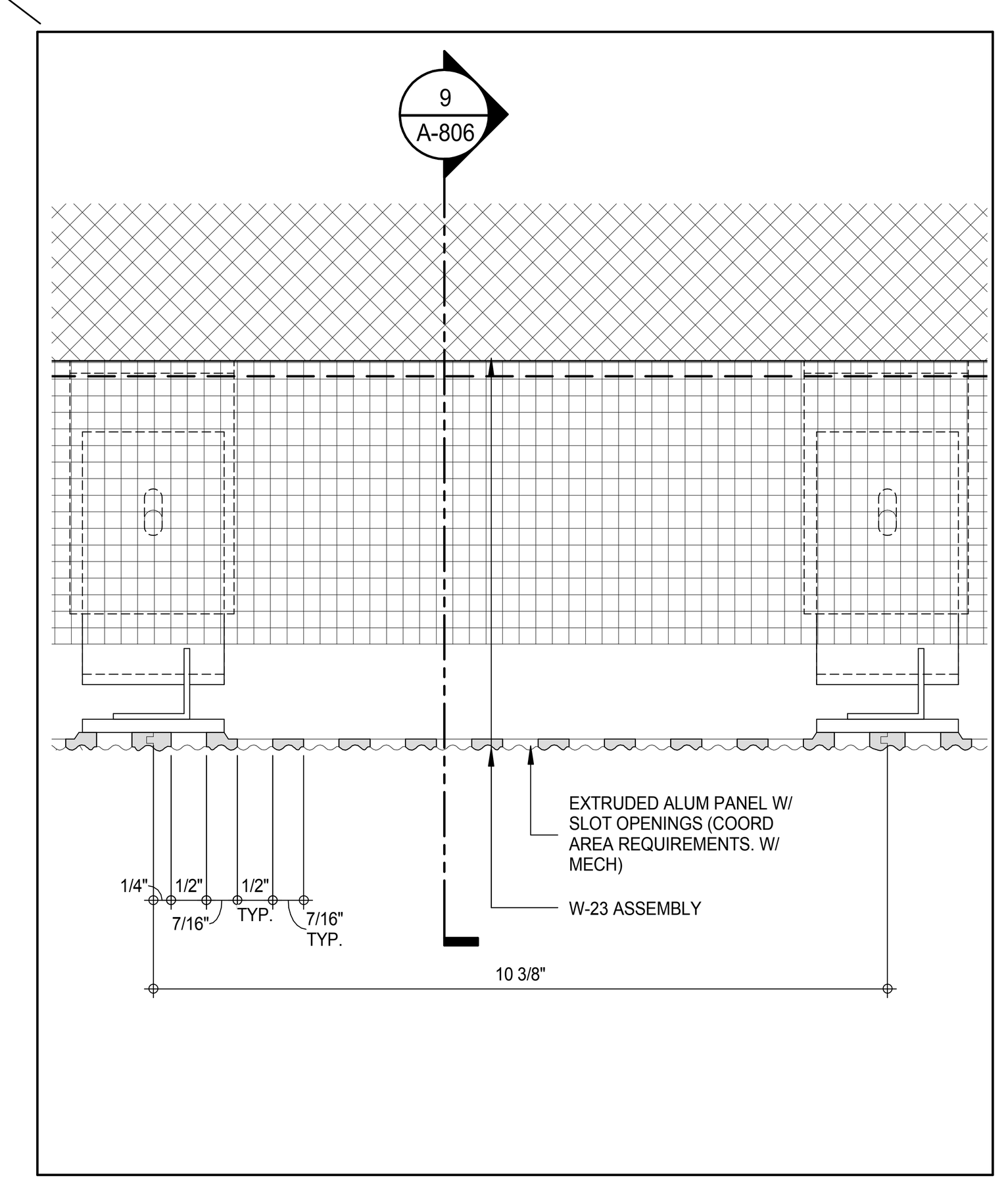

PLAN DETAIL - SLOTTED ALUM PANELS (7)
A-509
6" = 1'-0"

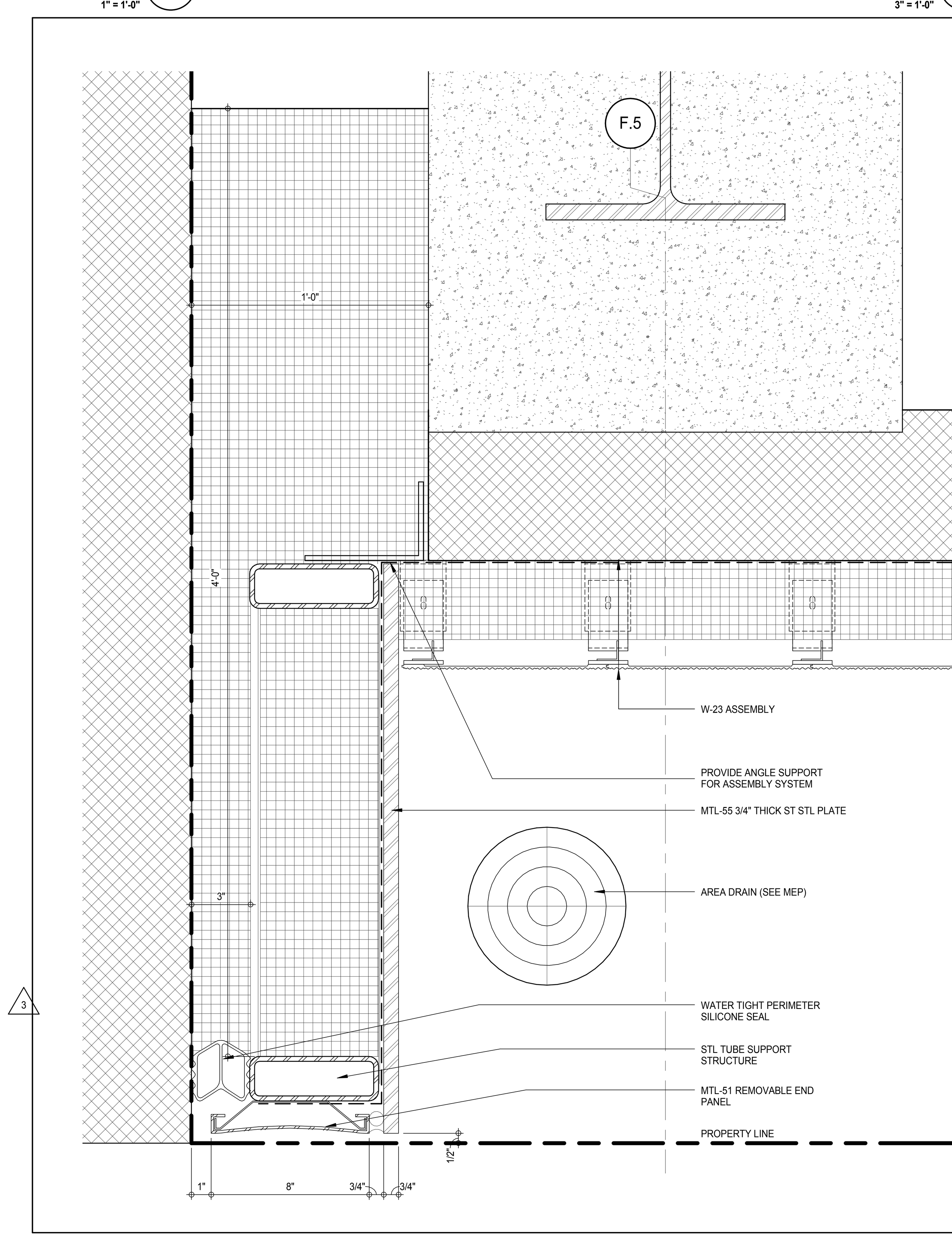

W-23 - PLAN DETAIL - JAMB AT ADJACENT 57TH ST. PROPERTY, WEST - GRND LEVEL (2)
A-809
3" = 1'-0"

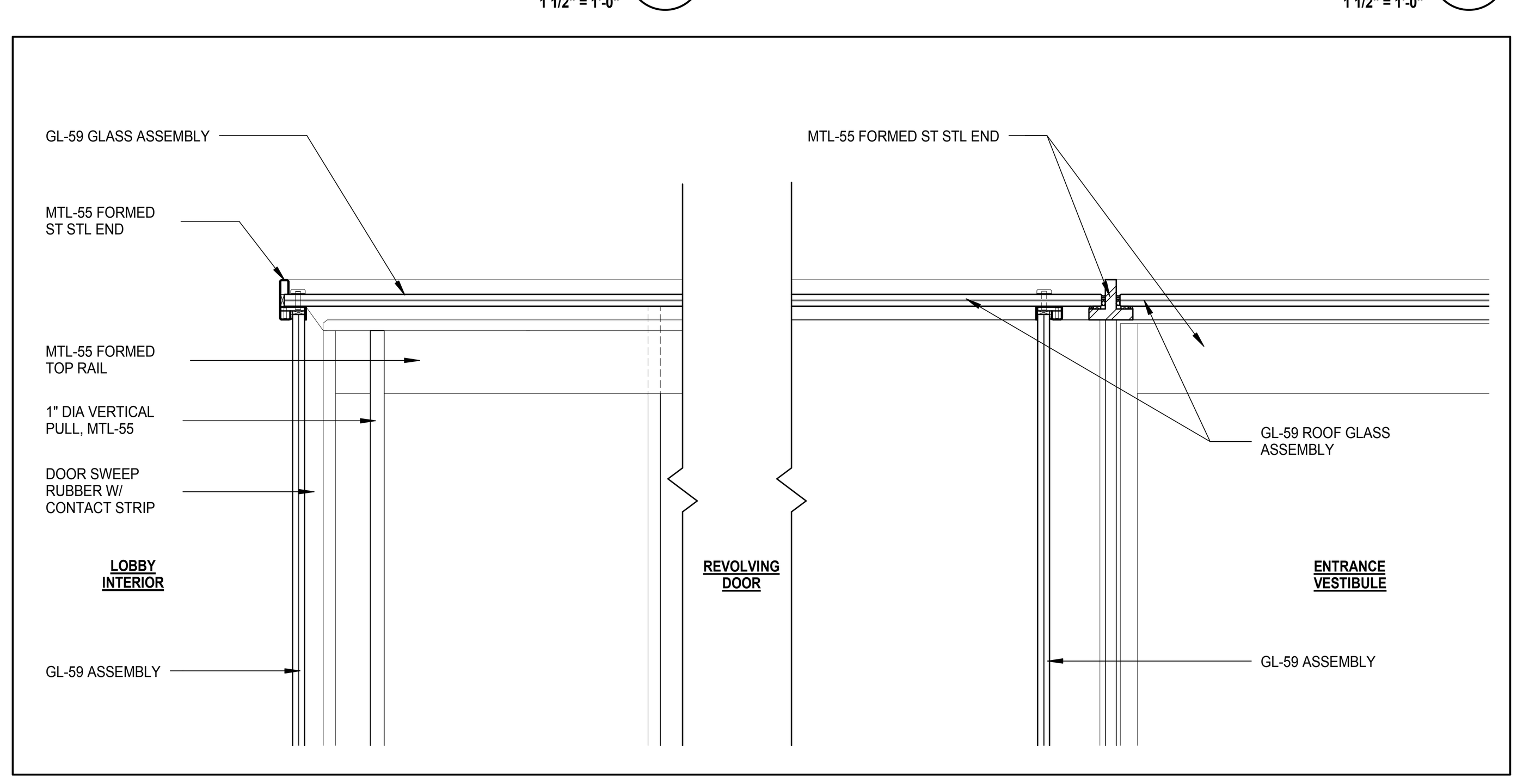

SECTION DETAIL - ENTRY VESTIBULE REVOLVING DOOR (14)
A-810
1 1/2" = 1'-0"

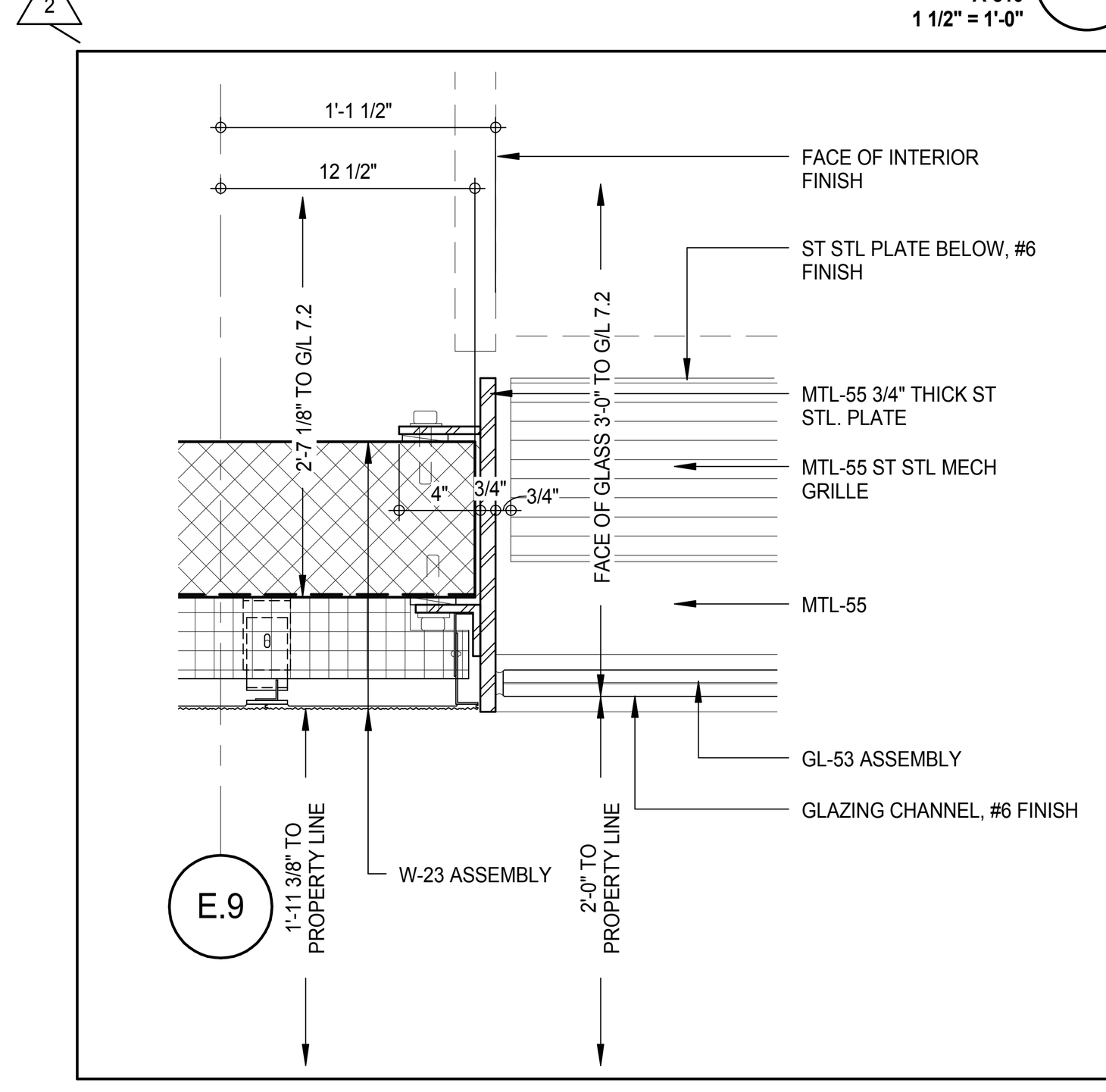

W-22 & W-23 - PLAN DETAIL (10)
A-804
1 1/2" = 1'-0"

GLAZING CHANNEL, #6 FINISH

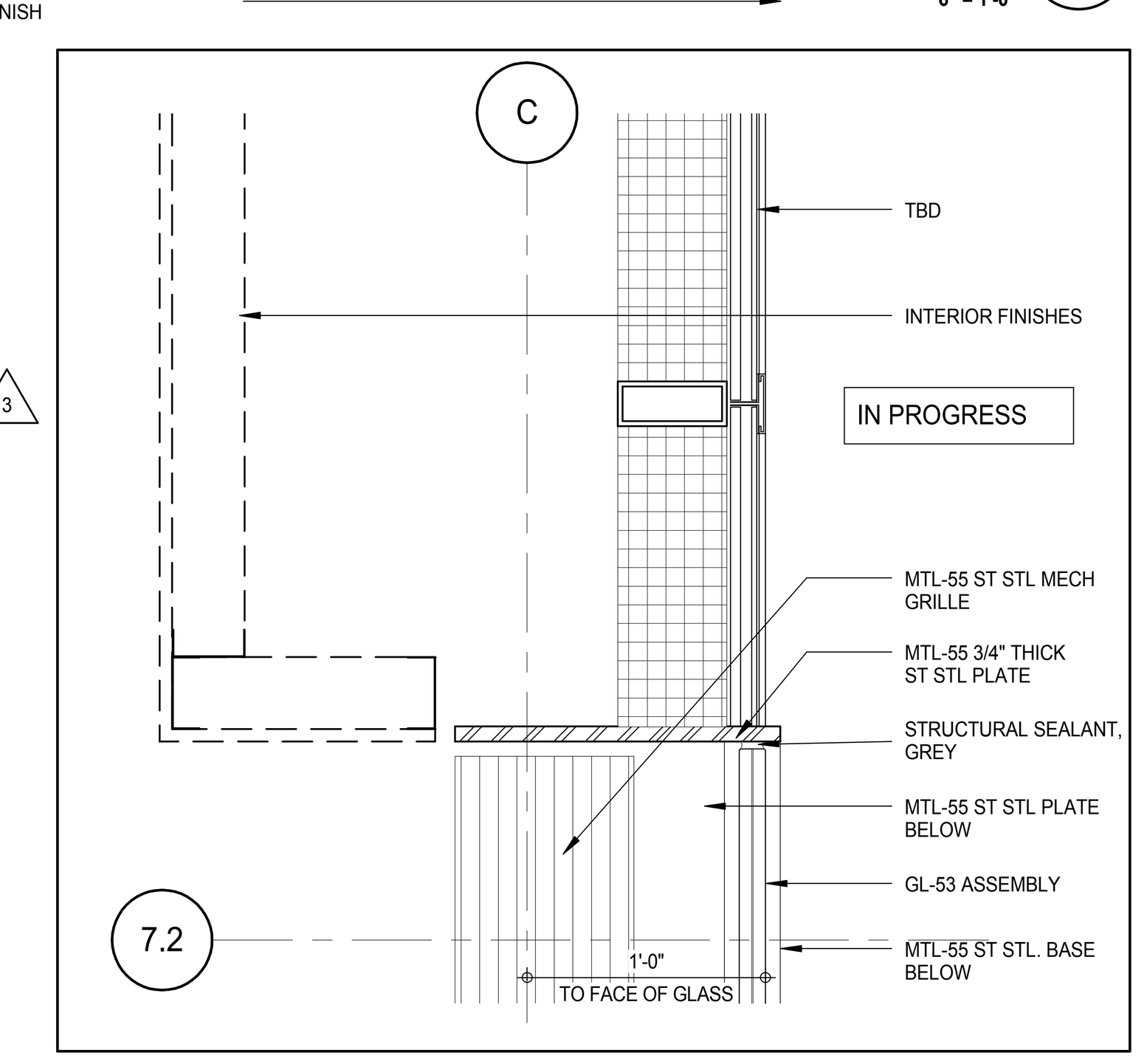

W-21 PLAN DETAIL (6)
A-809
1 1/2" = 1'-0"

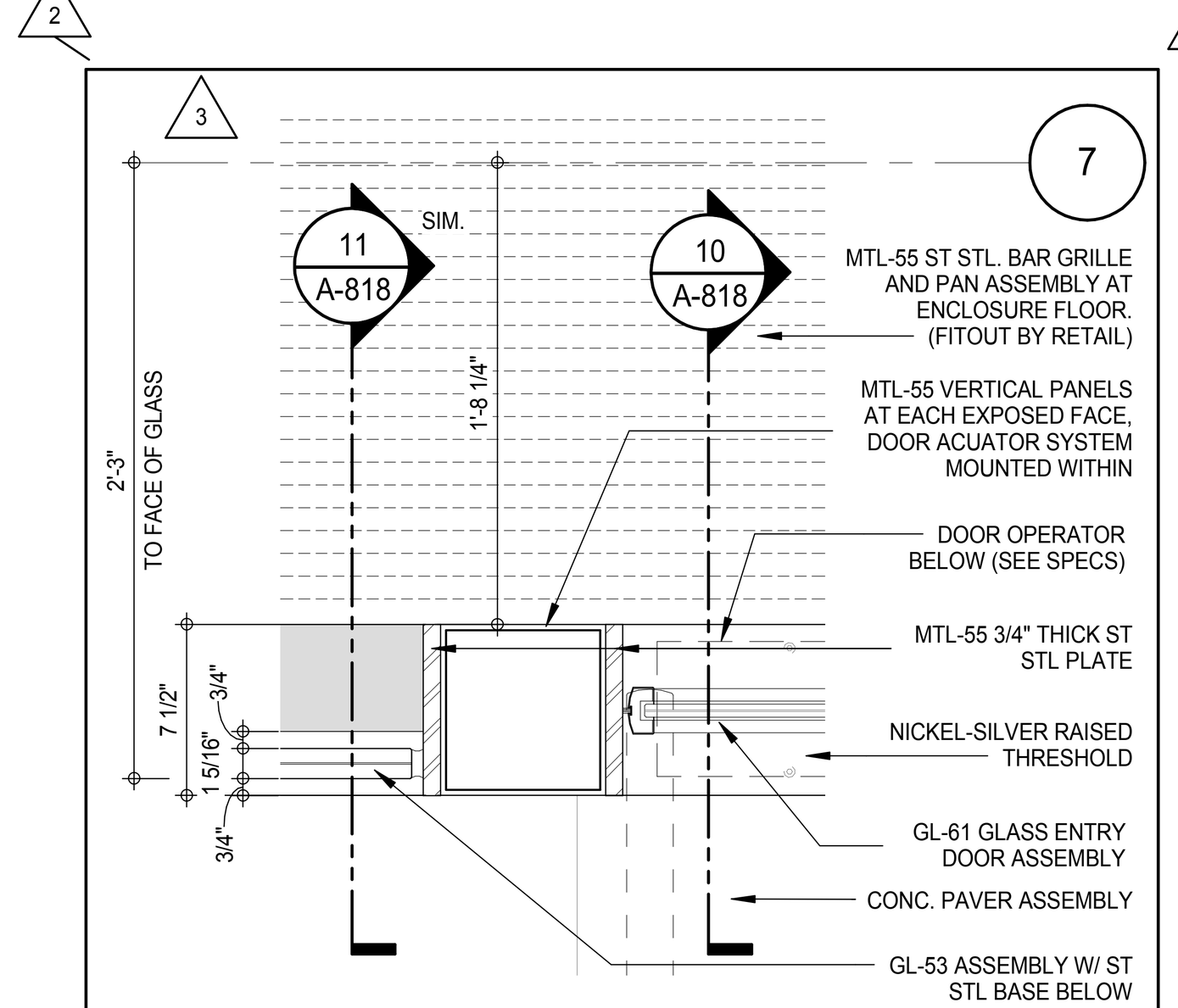

W-22 PLAN DETAIL (18)
A-804
1 1/2" = 1'-0"

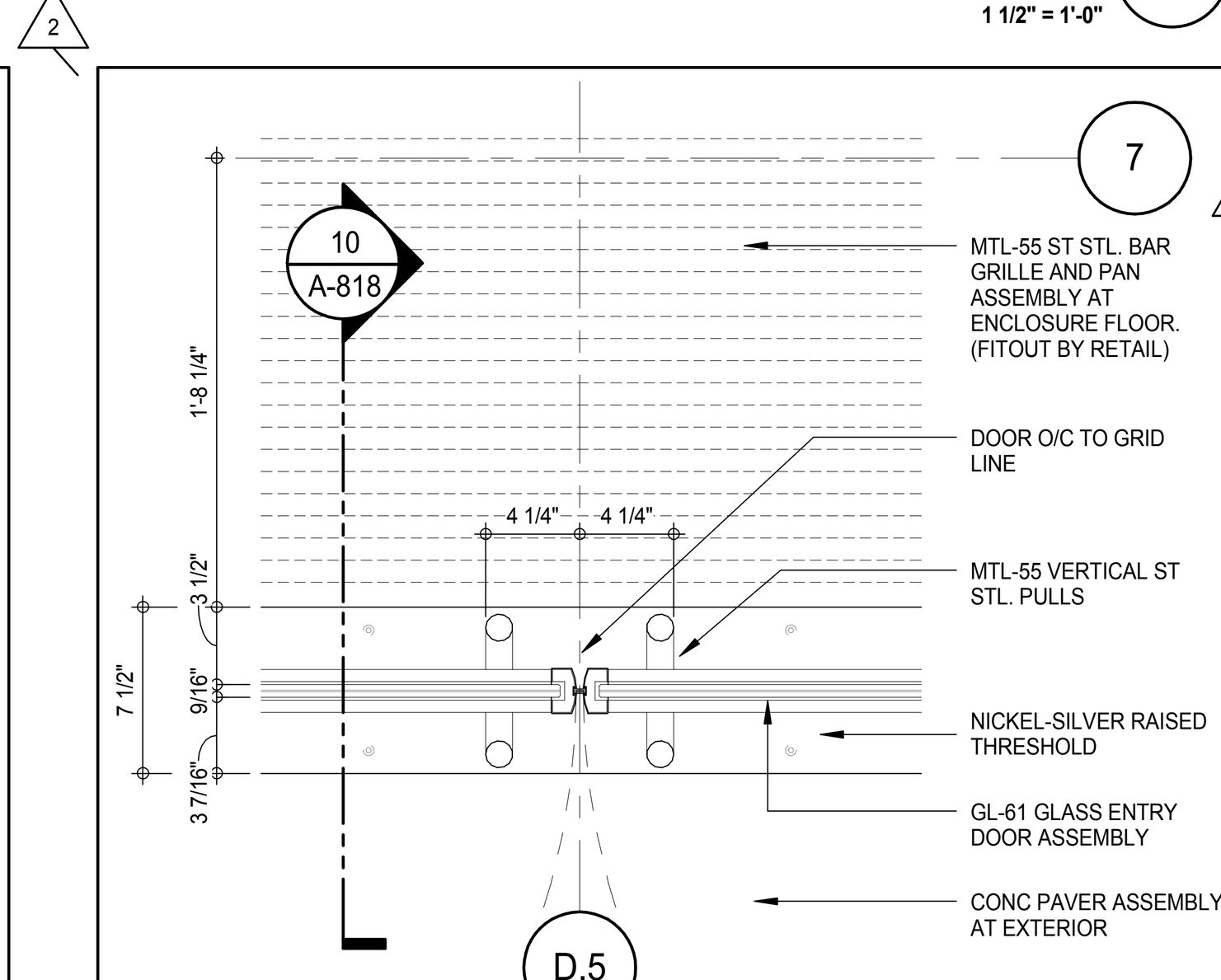

W-22 PLAN DETAIL (13)
A-804
1 1/2" = 1'-0"

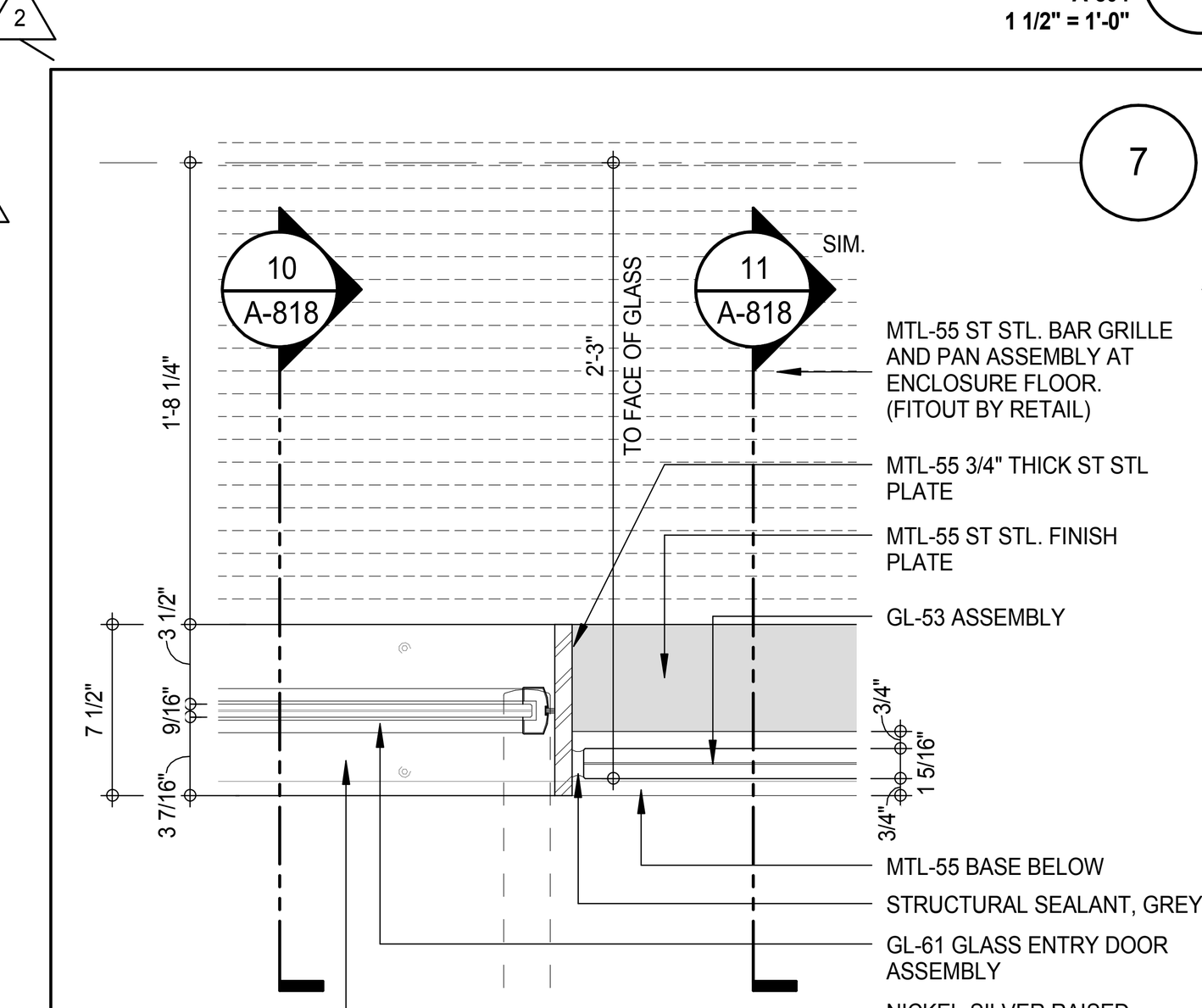

W-22 PLAN DETAIL (9)
A-804
1 1/2" = 1'-0"

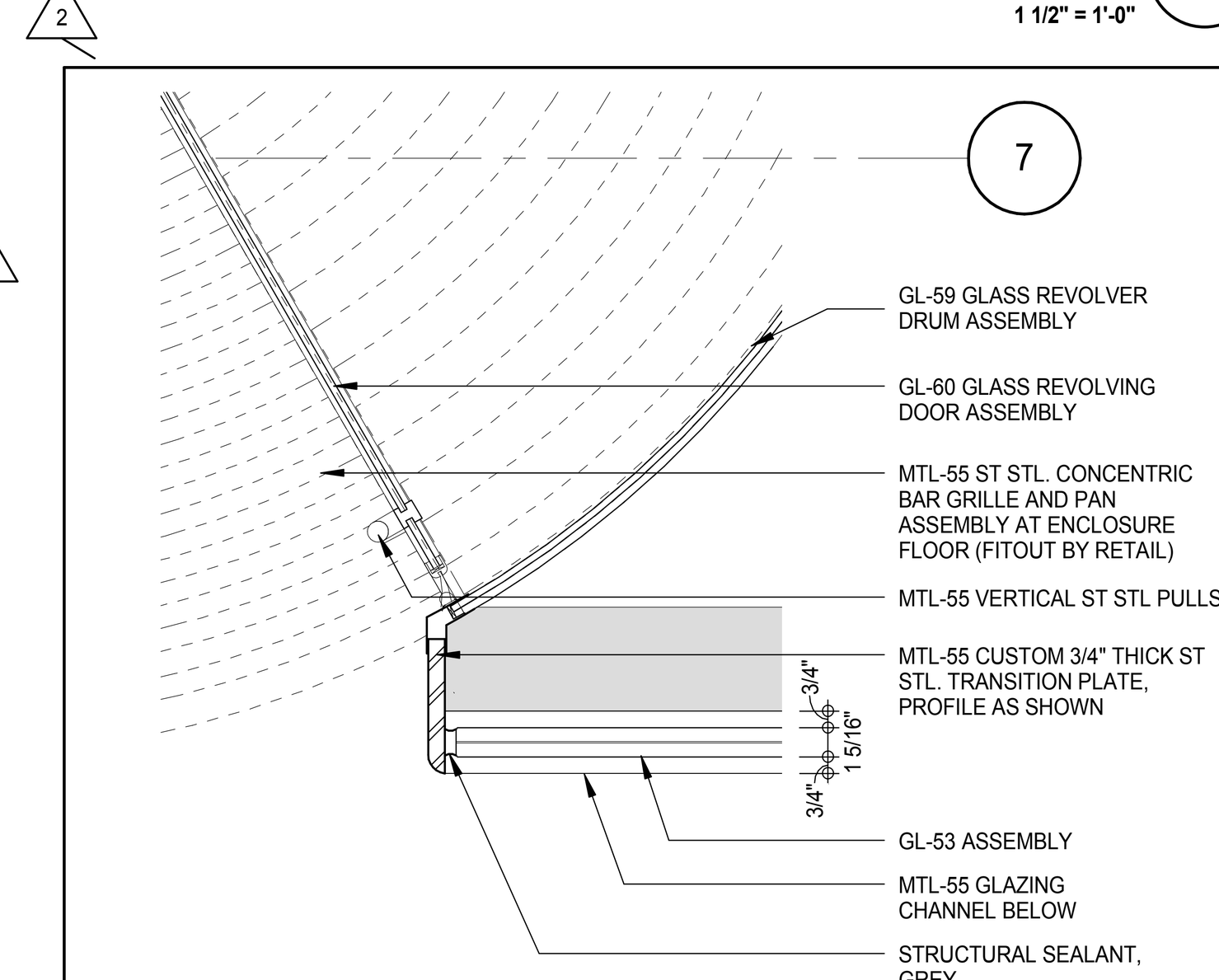

W-22 PLAN DETAIL (5)
A-804
1 1/2" = 1'-0"

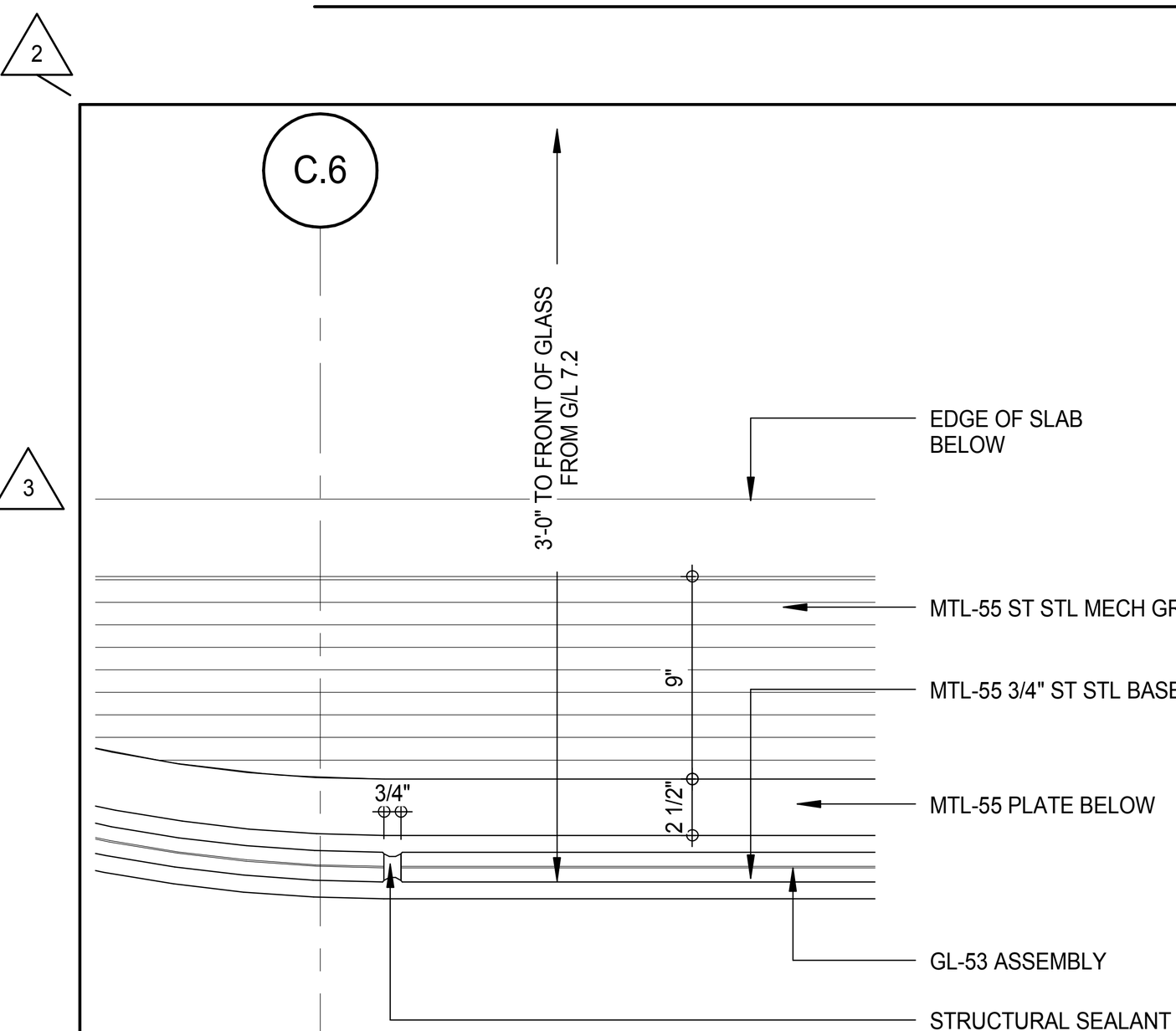

W-22 PLAN DETAIL (4)
A-804
1 1/2" = 1'-0"

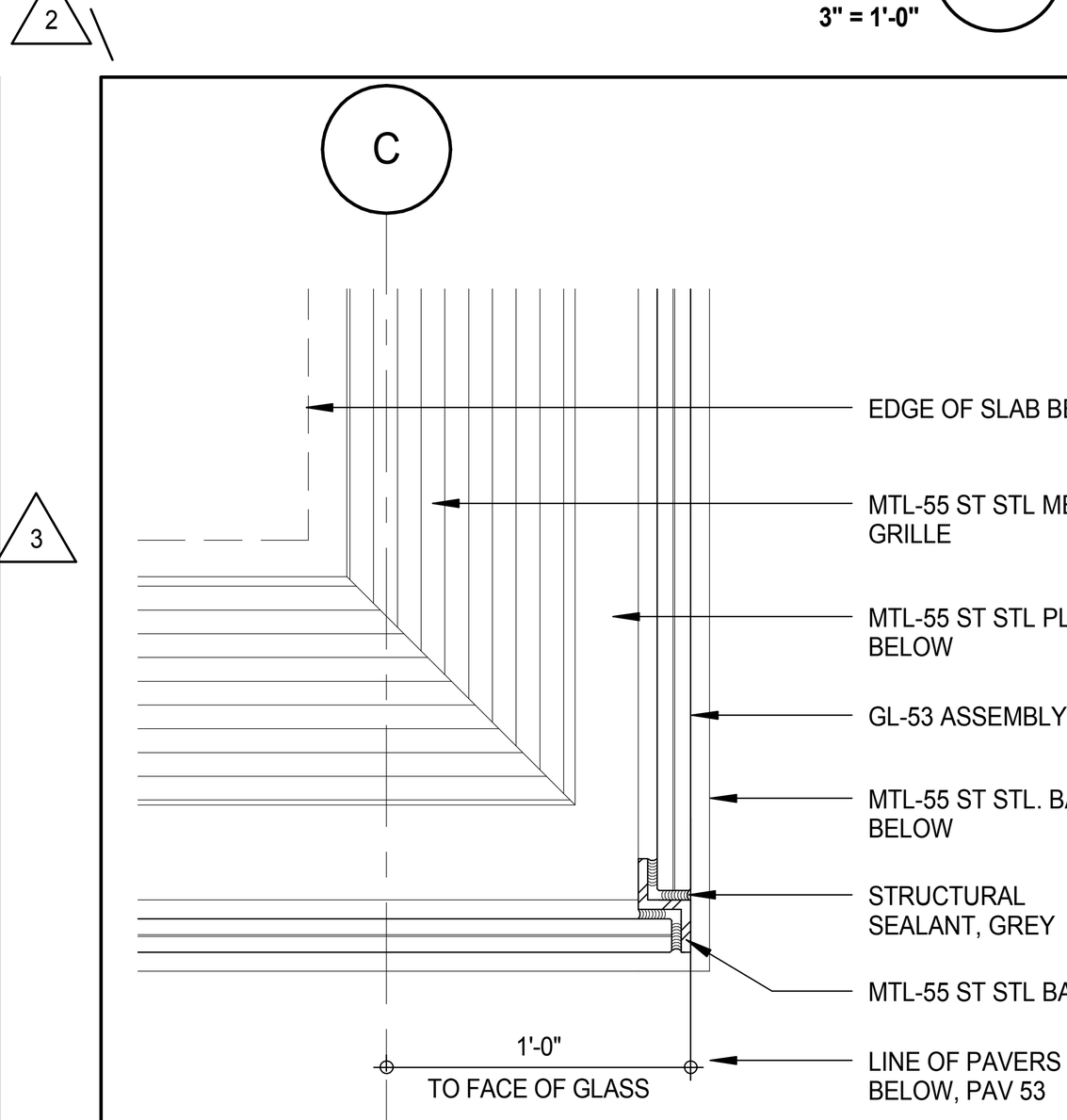

W-22 PLAN DETAIL (1)
A-809
1 1/2" = 1'-0"

FILE NAME: C:\Revit Local Files\EXTELL-865-AAI-TWR-CNF_hadlarim.rvt
PLOT DATE: 9/22/2015 12:23:13 PM

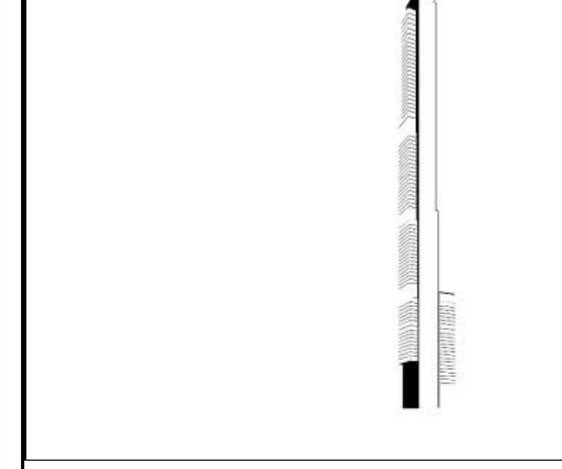

KEY PLAN:

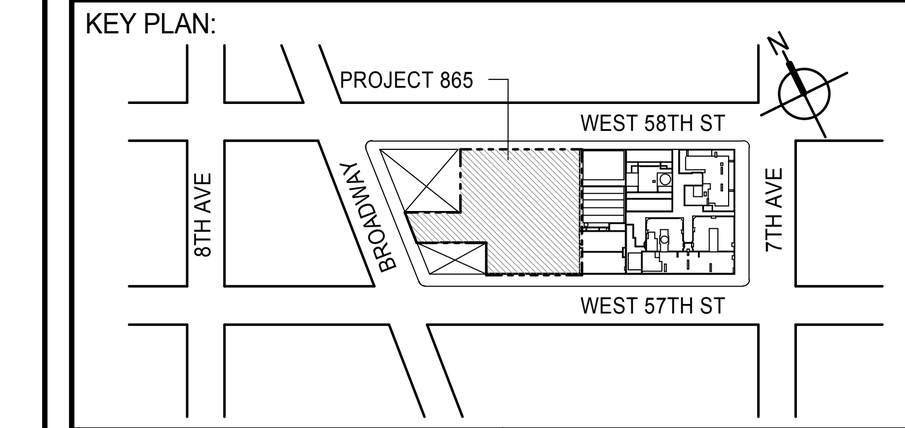

PROJECT NORTH

TRUE NORTH

DEVELOPER:
EXTELL DEVELOPMENT COMPANY
805 THIRD AVENUE, 7TH FLOOR
New York, NY 10022 USA
TEL: 212 712 6000 FAX: 212 712 6100

DESIGN ARCHITECT: Base Building Shell & Core
ADRIAN SMITH + GORDON GILL ARCHITECTURE
111 WEST MONROE STREET SUITE 2300
CHICAGO IL 60603
TEL: 312 920 1888 FAX: 312 920 1775

INTERIOR DESIGNER: Residential
Rottet Architecture and Design Studio, PLLC
298 Fifth Ave, 7th Floor
New York, NY 10001
TEL: 646 998 7000 FAX:

ARCHITECT OF RECORD: Base Building Shell, Core, & Residential
AAI ARCHITECTS, P.C.
401 Wellington St. W., 3rd Floor
Toronto, ON M5V 1E7 Canada
TEL: 416 967 1500 FAX: 416 967 7150

STRUCTURAL ENGINEERS:
WSP CANTOR SEINUK
228 EAST 45th Street
New York, NY 10017 USA
TEL: 212 687 9888 FAX: 646 487 5501

MEP ENGINEERS:
AKF GROUP
165 Broadway, 22nd Floor
New York, NY 10006 USA
TEL: 212 354 5656 FAX: 212 354 5668

GEOTECHNICAL ENGINEERS:
Langan Engineering & Environmental Services
21 Penn Plaza - 360 West 31st Street, 8th Floor
New York, NY 10001-2727
TEL: 212 479 5400 FAX: 212 479 5444

CODE CONSULTANTS:
Construction Consulting Associates
100 Church Street
New York, NY 10007
TEL: 212 385 1818 FAX: 212 385 1911

CURTAINWALL CONSULTANT:
AJLP Consulting
40 Worth Street. Suite 826
New York, NY 10013
TEL: 212 757 5659 FAX: 646 219 8508

LANDMARK/PRESERVATION CONSULTANT:
Jan Hird Pokorny Associates, Inc.
39 West 37th Street, 12A
New York, NY 10018
TEL: 212 759 6462 FAX: 212 759 6540

No.	DESCRIPTION	DATE
1	CD PROGRESS ISSUE 3	09 MAR 15
2	CD PROGRESS ISSUE 4	01 JUN 15
3	CD PROGRESS ISSUE 5	10 AUG 15
	D.O.B. AMENDMENT 2	21 SEP 15

NOT FOR BID/CONSTRUCTION

Discrepancies must be reported immediately to the Architect before proceeding. Only figured dimensions are to be used. Contractors must check all dimensions on site. This drawing is protected by copyright.

ALL DIMENSIONS ARE SHOWN IN IMPERIAL.

CONSULTANT:
AAI ARCHITECTS, P.C.

PROJECT:
217 WEST 57TH STREET
NEW YORK, NY

DRAWING TITLE:
PODIUM - EXTERIOR PLAN DETAILS
SOUTH - GROUND LEVEL

SEAL & SIGNATURE:
REGISTERED ARCHITECT WIEPKE DAVID JANSEN No. 028881 STATE OF NEW YORK

DATE:	09 MAR 15
PROJECT No:	1216-00
DRAWN: Author	REV: 3
CHK: Checker	
SCALE: As indicated	
DWG No:	A-816.00
DOB PAGE No:	428 of 569

DOB EMPLOYEE STAMP:

DOB B-SCAN:

DEPT OF BLDGS 421253305 Job Number
ES0406897R2 Scan Code

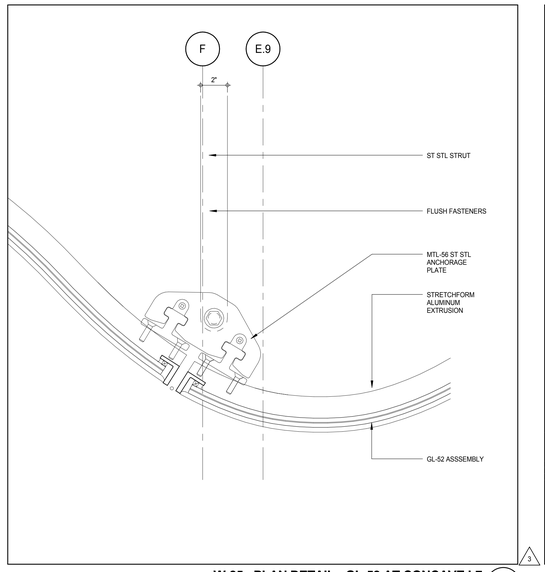

W-25 - PLAN DETAIL - GL-52 AT CONCAVE L7 (12)
A-811
3" = 1'-0"

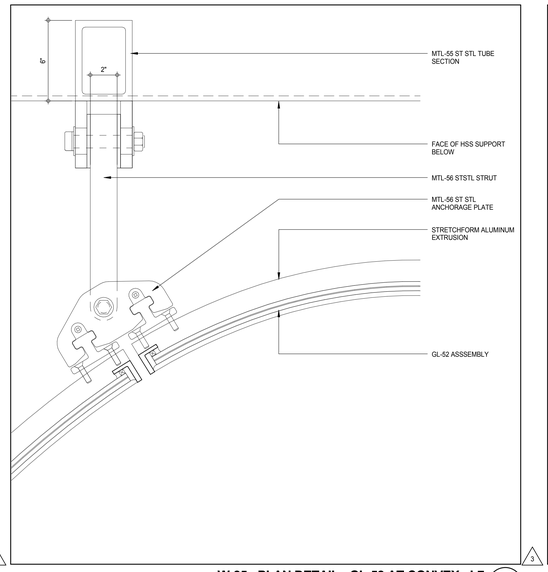

W-25 - PLAN DETAIL - GL-52 AT CONVEX - L7 (9)
A-811
3" = 1'-0"

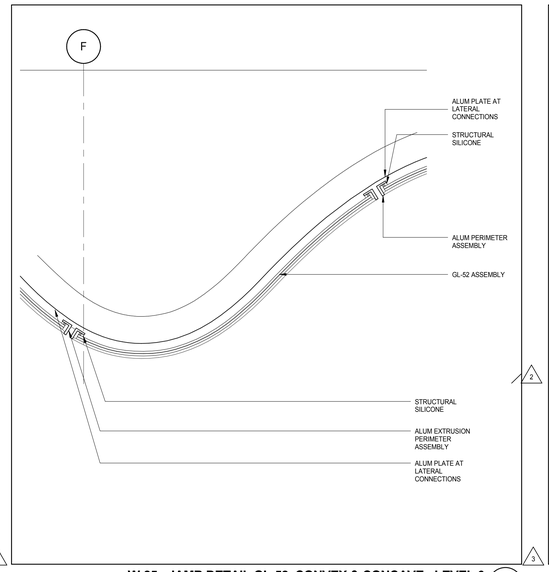

W-25 - JAMB DETAIL GL-52, CONVEX & CONCAVE - LEVEL 6 (6)
A-811
1 1/2" = 1'-0"

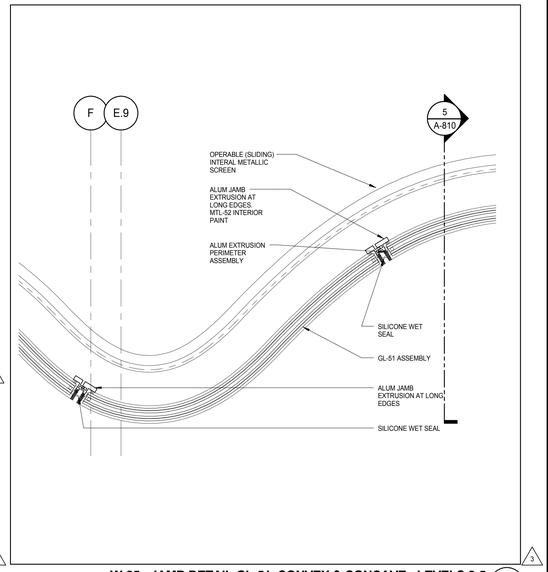

W-25 - JAMB DETAIL GL-51, CONVEX & CONCAVE - LEVELS 2-5 (3)
A-809
1 1/2" = 1'-0"

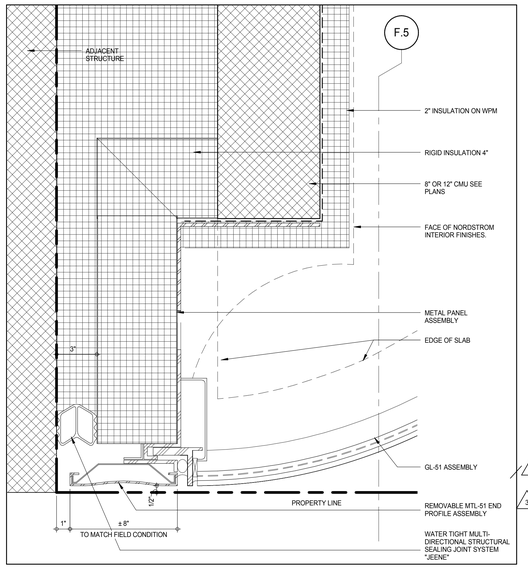

W-25 - JAMB DETAIL, ENCLOSURE AT SW - LEVEL 6 (5)
A-811
3" = 1'-0"

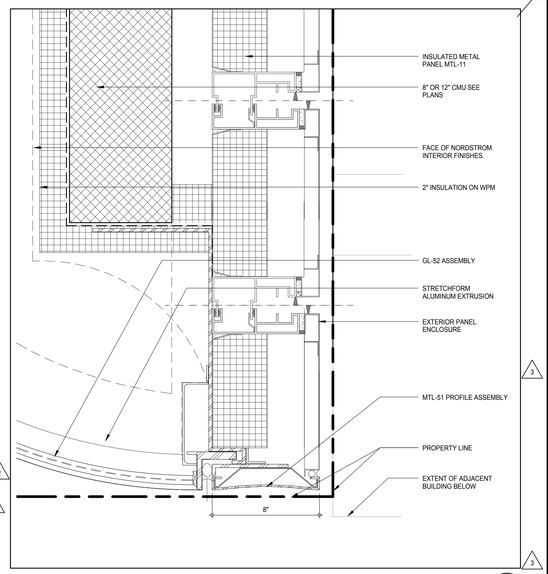

W-25 - JAMB DETAIL ENCLOSURE SE - LEVEL 6 (2)
A-811
3" = 1'-0"

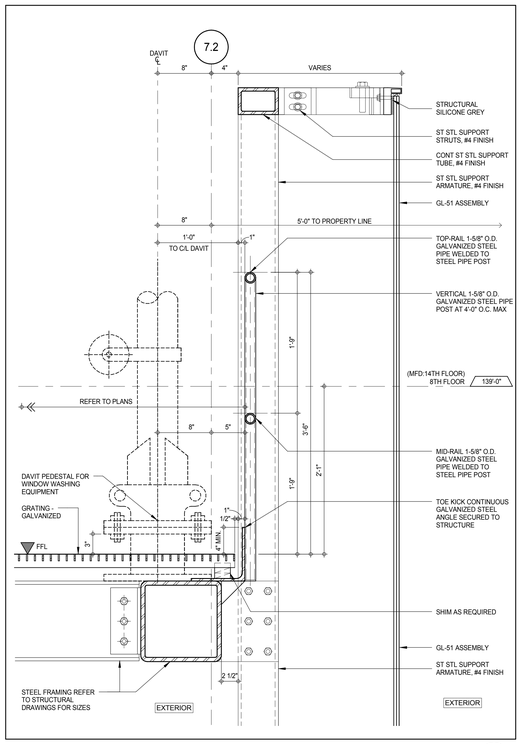

SECTION DETAIL - LEVEL 8 (8)
A-810
1 1/2" = 1'-0"

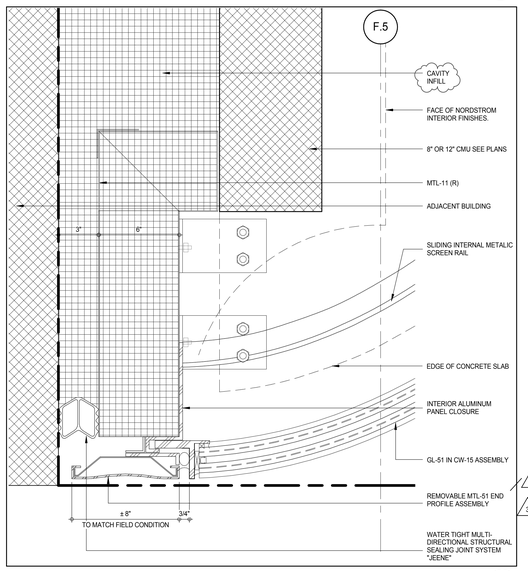

W-25 - JAMB DETAIL, ENCLOSURE AT SW - LEVELS 2-5 (4)
A-809
3" = 1'-0"

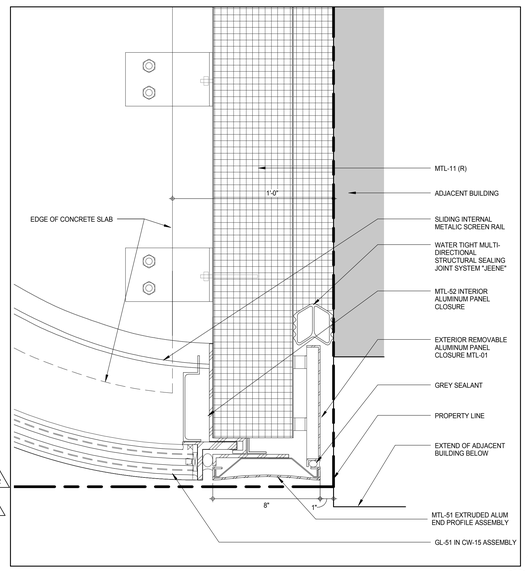

W-25 PLAN S/E JAMB AT LEVELS 2-5 (1)
A-809
3" = 1'-0"



KEY PLAN:

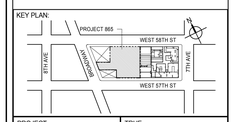

PROJECT NORTH

TRUE NORTH

DEVELOPER:
EXTELL DEVELOPMENT COMPANY
805 THIRD AVENUE, 7TH FLOOR
New York, NY 10022 USA
TEL: 212 712 6000 FAX: 212 712 6100

DESIGN ARCHITECT: Base Building Shell & Core
ADRIAN SMITH + GORDON GILL ARCHITECTURE
111 WEST MONROE STREET SUITE 2300
CHICAGO IL 60603
TEL: 312 920 1888 FAX: 312 920 1775

INTERIOR DESIGNER: Residential
Rottet Architecture and Design Studio, PLLC
298 Fifth Ave, 7th Floor
New York, NY 10001
TEL: 646 998 7000 FAX:

ARCHITECT OF RECORD: Base Building Shell, Core, & Residential
AAI ARCHITECTS, P.C.
401 Wellington St. W., 3rd Floor
Toronto, ON M5V 1E7 Canada
TEL: 416 967 1500 FAX: 416 967 7150

STRUCTURAL ENGINEERS:
WSP CANTOR SEINUK
228 EAST 45th Street
New York, NY 10017 USA
TEL: 212 687 9888 FAX: 646 487 5501

MEP ENGINEERS:
AKF GROUP
165 Broadway, 22nd Floor
New York, NY 10006 USA
TEL: 212 354 5656 FAX: 212 354 5668

GEOTECHNICAL ENGINEERS:
Langan Engineering & Environmental Services
21 Penn Plaza - 360 West 31st Street, 8th Floor
New York, NY 10001-2727
TEL: 212 479 5400 FAX: 212 479 5444

CODE CONSULTANTS:
Construction Consulting Associates
100 Church Street
New York, NY 10007
TEL: 212 385 1818 FAX: 212 385 1911

CURTAINWALL CONSULTANT:
AJLP Consulting
40 Worth Street. Suite 826
New York, NY 10013
TEL: 212 757 5659 FAX: 646 219 8508

LANDMARK/PRESERVATION CONSULTANT:
Jan Hird Pokorny Associates, Inc.
39 West 37th Street, 12A
New York, NY 10018
TEL: 212 759 6462 FAX: 212 759 6540

No.	DESCRIPTION	DATE
1	CD PROGRESS ISSUE 3	09 MAR 15
2	CD PROGRESS ISSUE 4	01 JUN 15
3	CD PROGRESS ISSUE 5	10 AUG 15
	D.O.B. AMENDMENT 2	21 SEP 15

NOT FOR BID/CONSTRUCTION

Discrepancies must be reported immediately to the Architect before proceeding. Only figured dimensions are to be used. Contractors must check all dimensions on site. This drawing is protected by copyright.

ALL DIMENSIONS ARE SHOWN IN IMPERIAL.

CONSULTANT:

AAI ARCHITECTS, P.C.

PROJECT:

217 WEST 57TH STREET
NEW YORK, NY

DRAWING TITLE:

PODIUM - EXTERIOR PLAN DETAILS
SOUTH - LEVELS 2 - 8

SEAL & SIGNATURE:

REGISTERED ARCHITECT ADRIAN DAVID SMITH 026881 STATE OF NEW YORK

DATE:	09 MAR 15
PROJECT No:	1216-00
DRAWN: Author	REV: 3
CHK: Checker	
SCALE: As indicated	
DWG No:	A-817.00
DOB PAGE No:	429 of 569

DOB EMPLOYEE STAMP:

DOB B-SCAN:

36" x 48" Arch E SHEET SIZE
FILE NAME: C:\Revit Local Files\EXTELL-865-AAI-TWR-CNF_hardarm.rvt
PLOT DATE: 9/22/2015 12:23:24 PM

36" x 48" Arch E -SHEET SIZE
DEPT OF BLDGS 121328205 Job Number
ES010488157 Scan Code

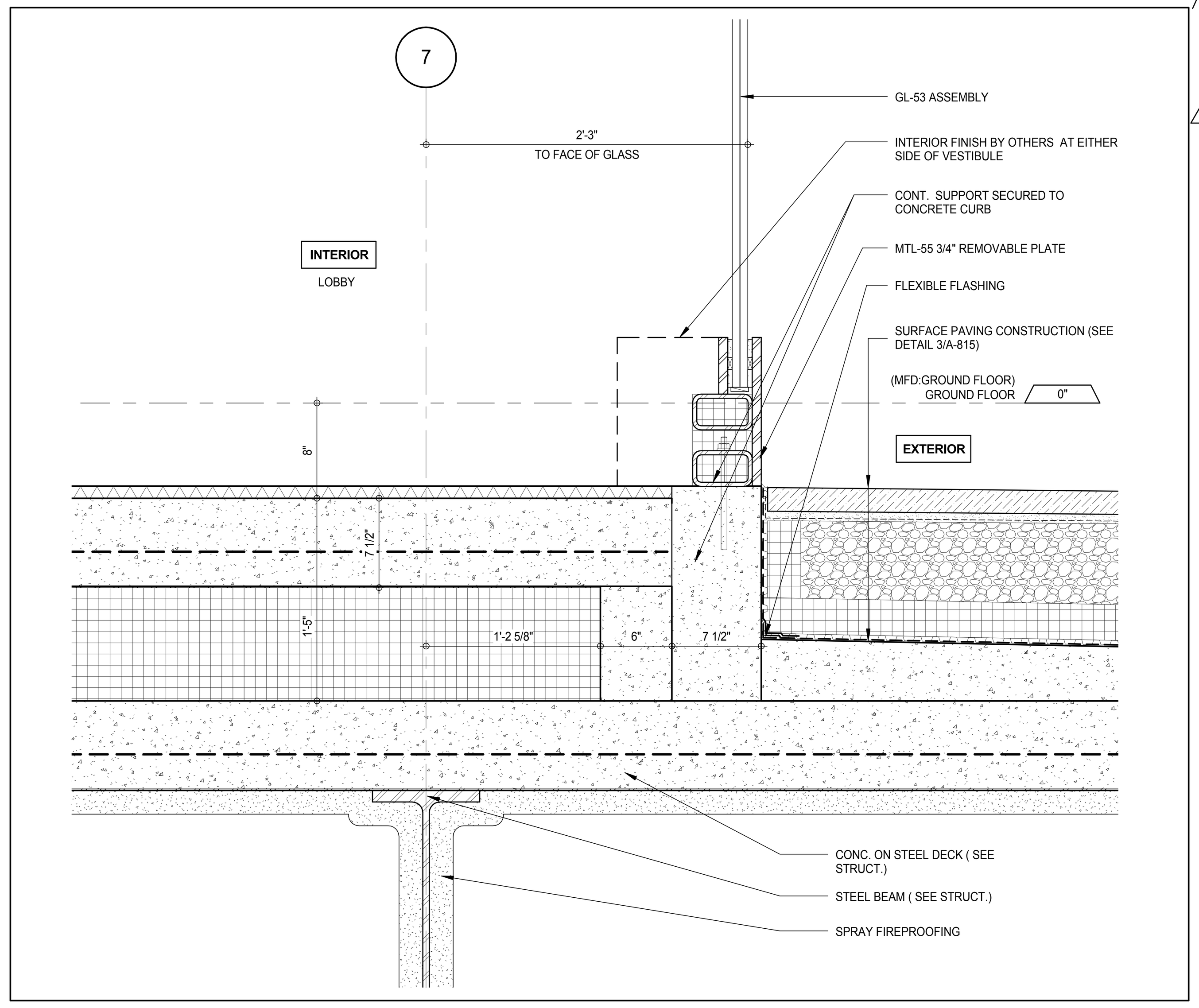

SECTION DETAIL - GLAZING AT SOUTH ENTRANCE (11)
A-804
1 1/2" = 1'-0"

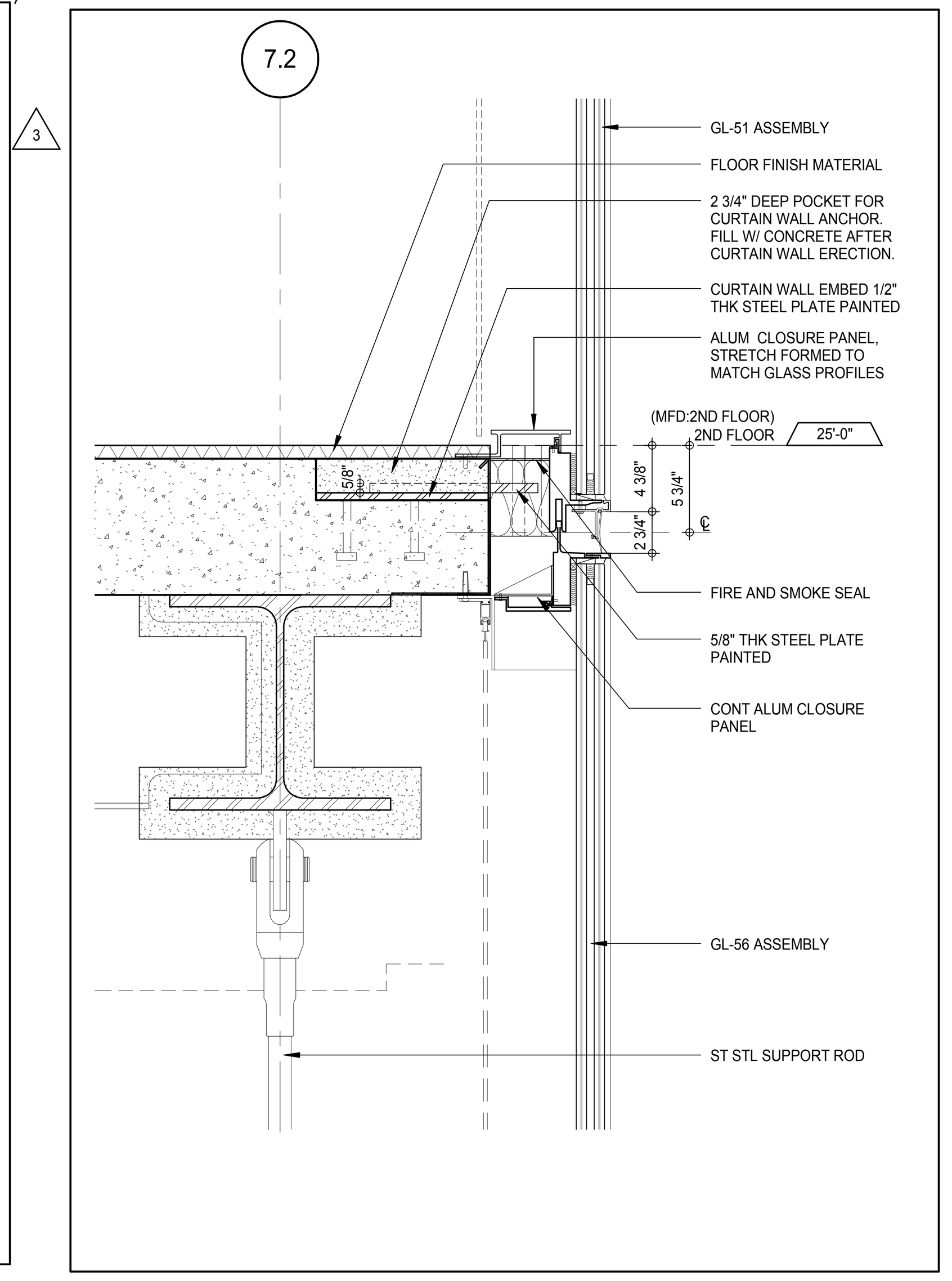

W-25 - SECTION DETAIL - AT 2ND FLOOR, 57TH ST. (7)
A-810
1 1/2" = 1'-0"

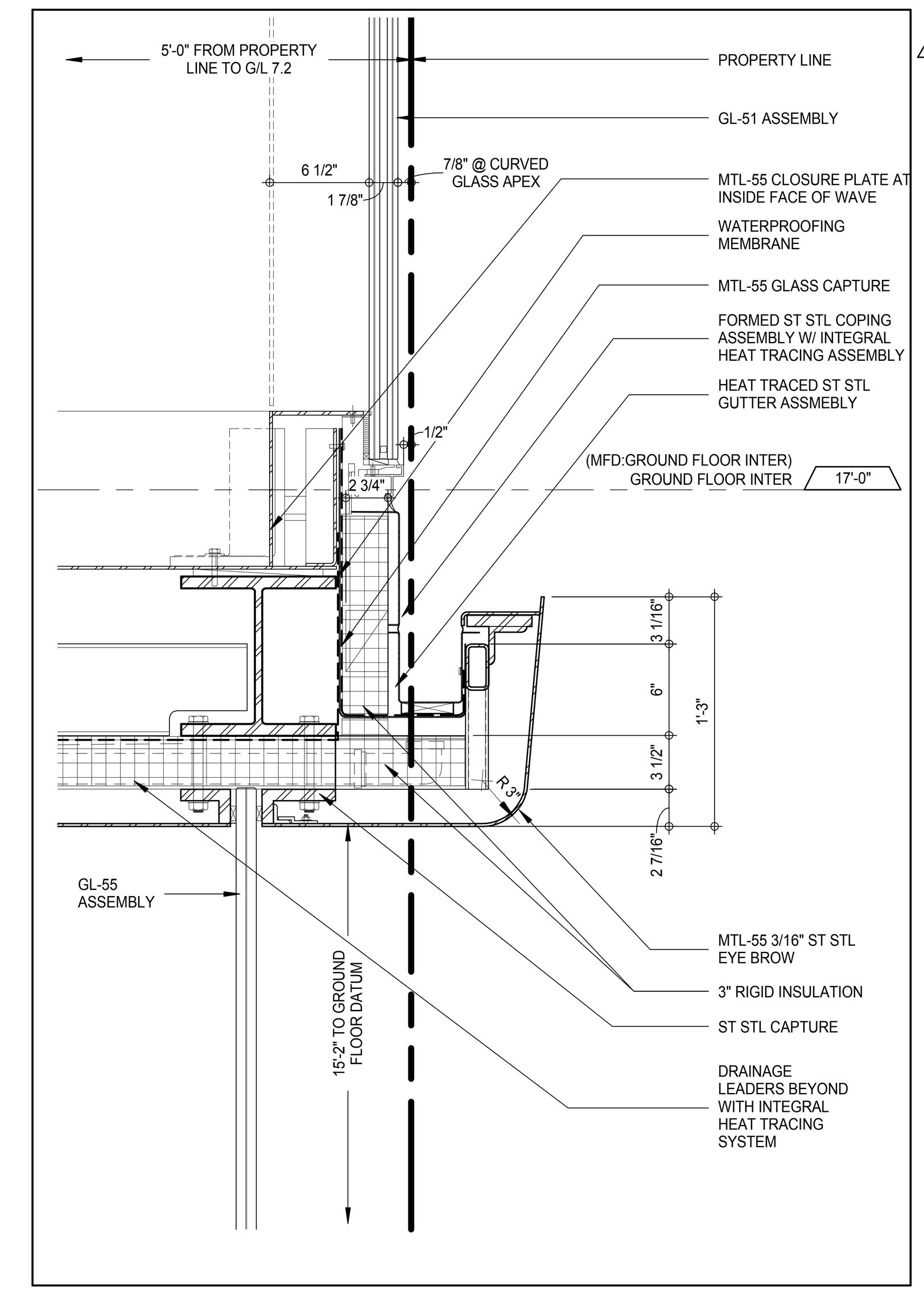

W-25 - SECTION DETAIL - AT GUTTER ASSEMBLY (6)
A-810
1 1/2" = 1'-0"

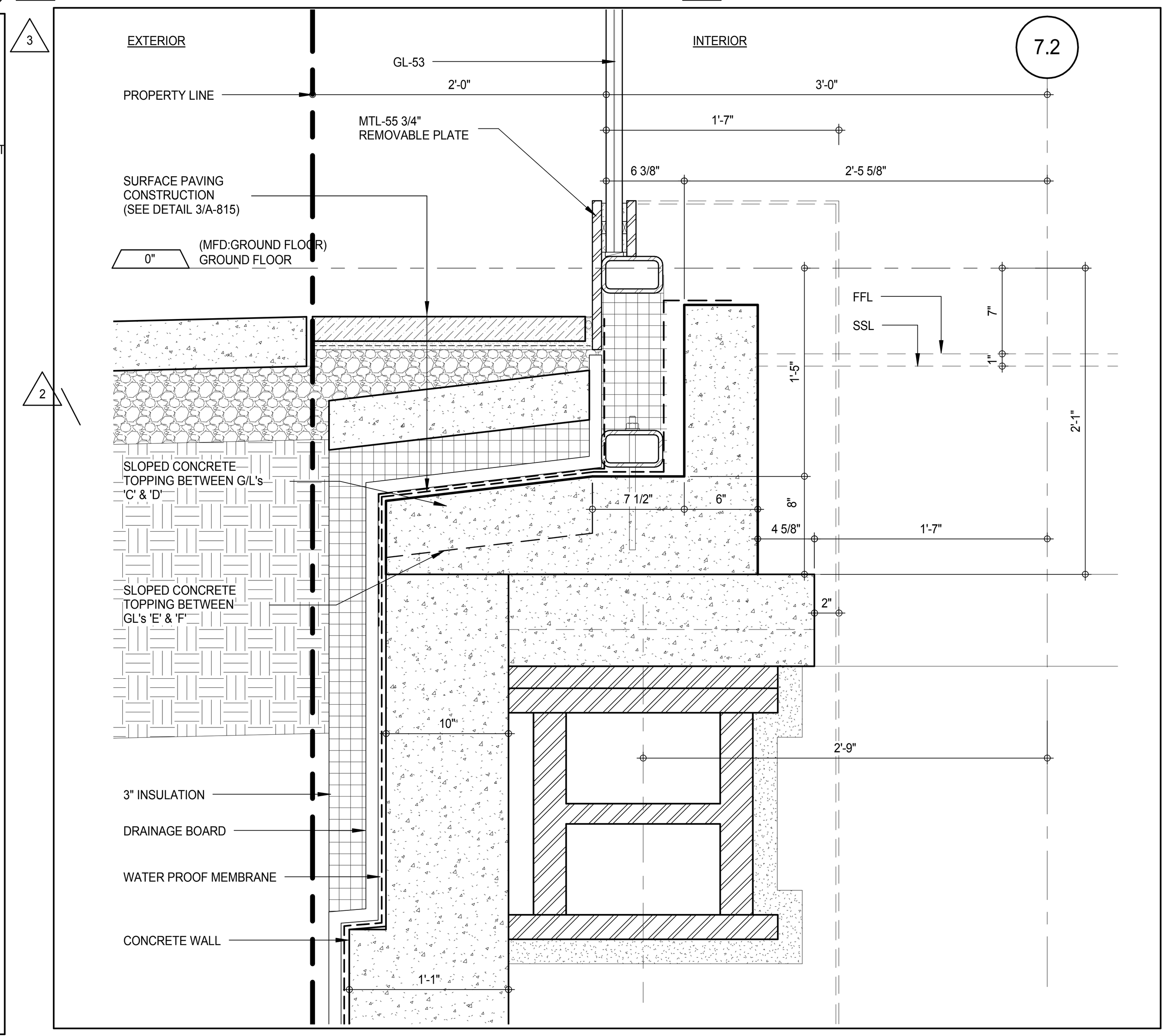

W-22 SECTION AT STOREFRONT BASE (3)
A-215
1 1/2" = 1'-0"

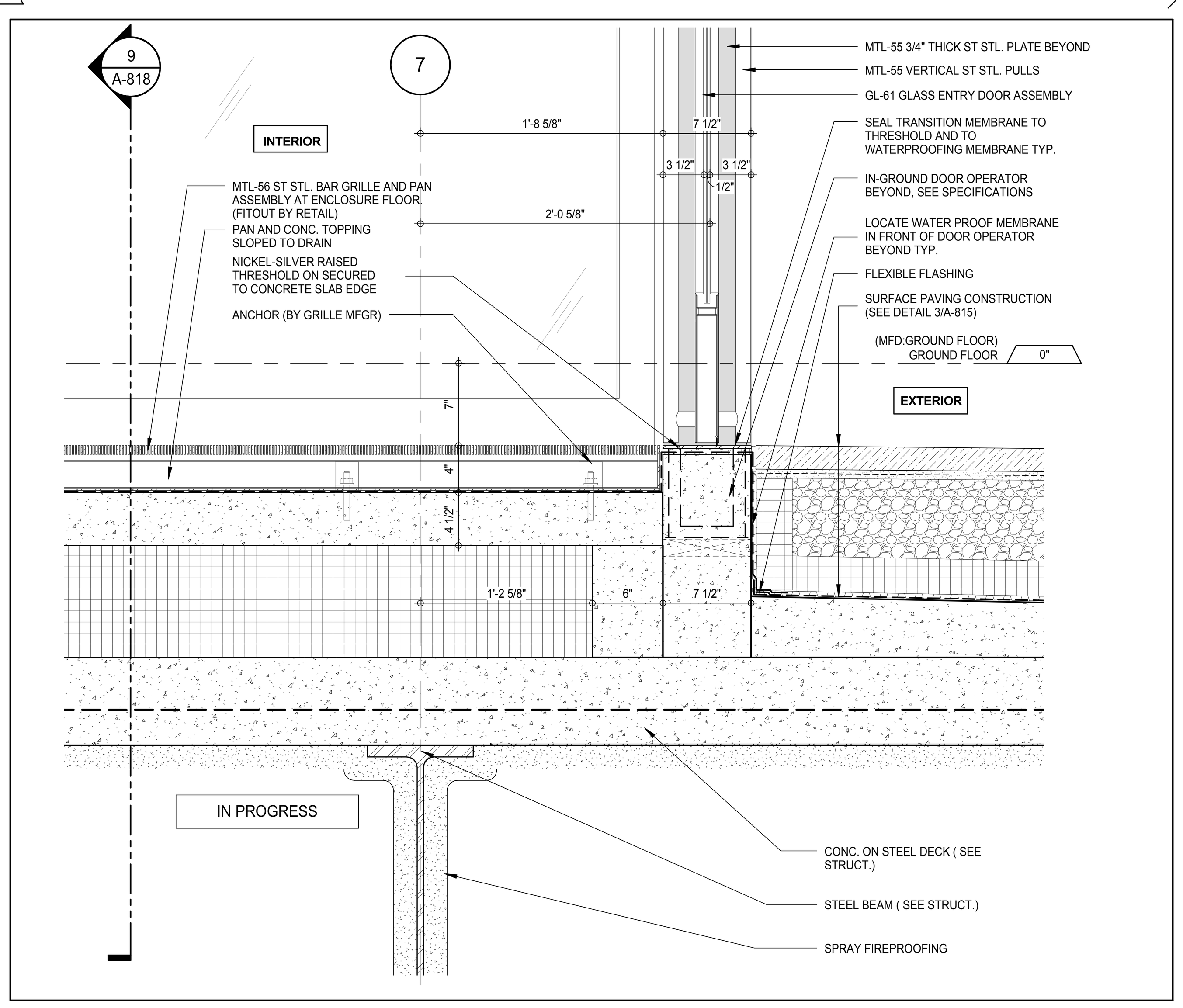

SECTION DETAIL - SOUTH ENTRY DOORS (10)
A-810
1 1/2" = 1'-0"

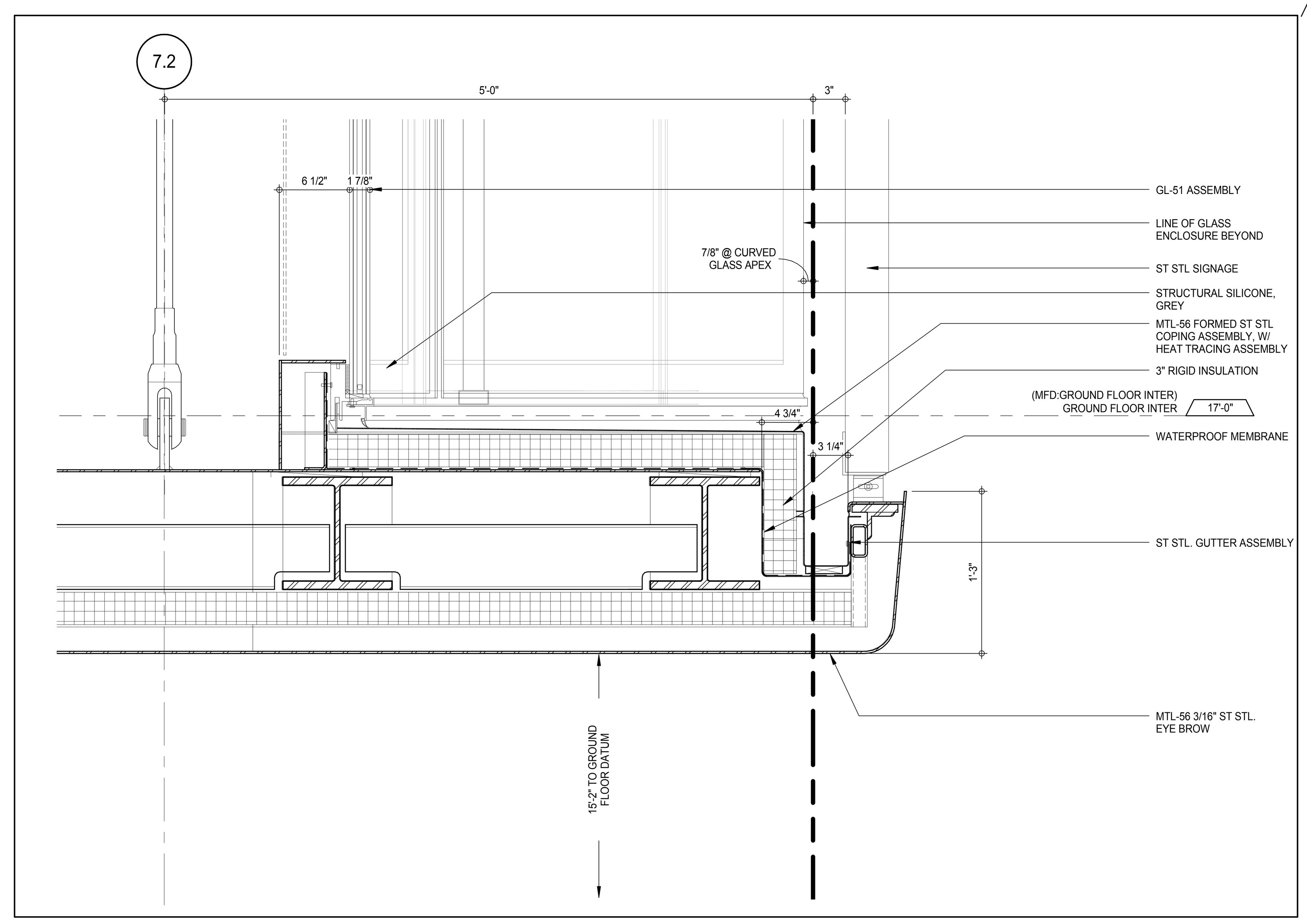

W-25 - SECTION DETAIL - SECTION AT 57TH STREET ENTRY EYEBROW (5)
A-810
1 1/2" = 1'-0"

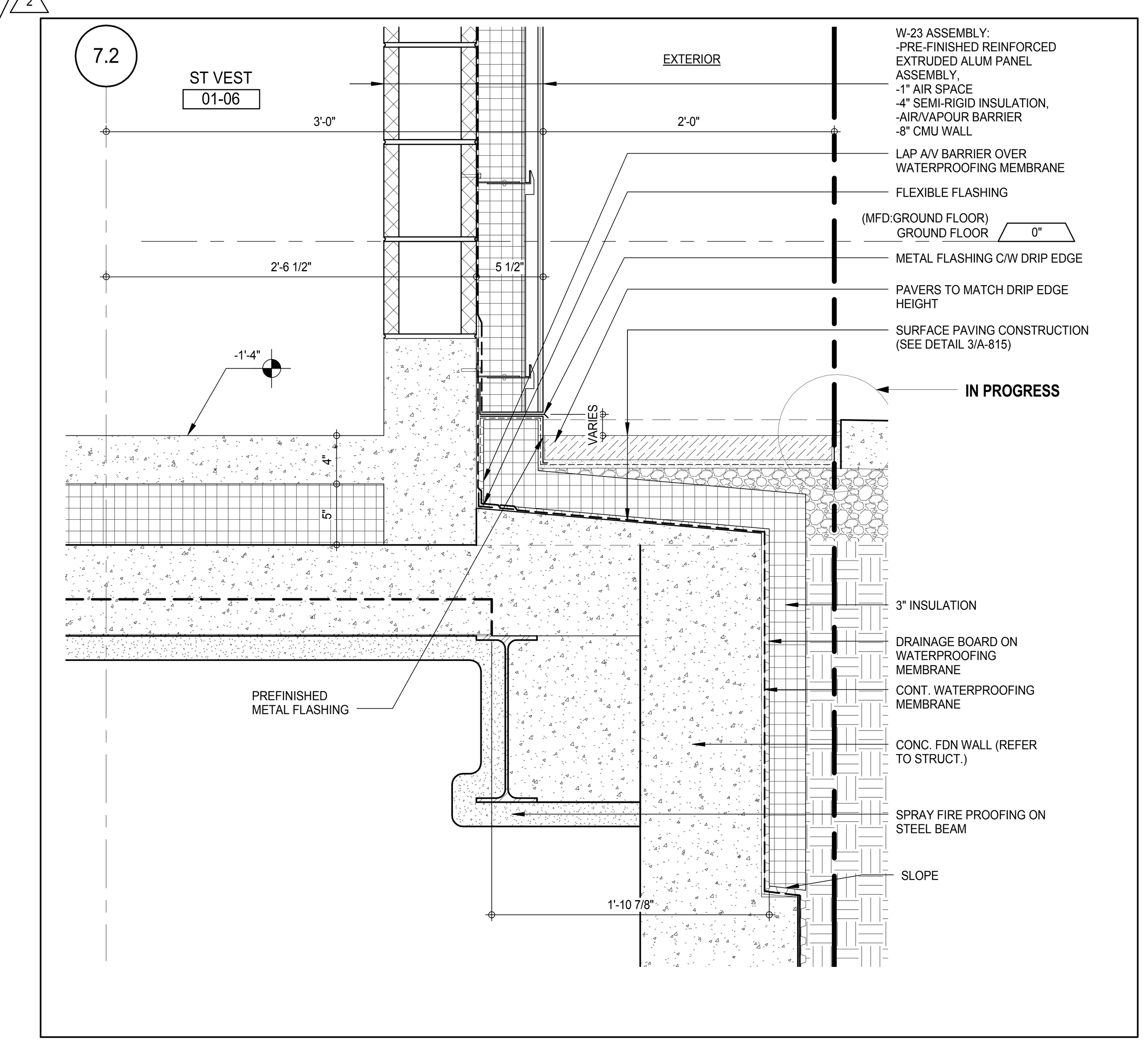

W-23 - WATERPROOFING PERIMETER DETAIL (2)
A-806
1 1/2" = 1'-0"

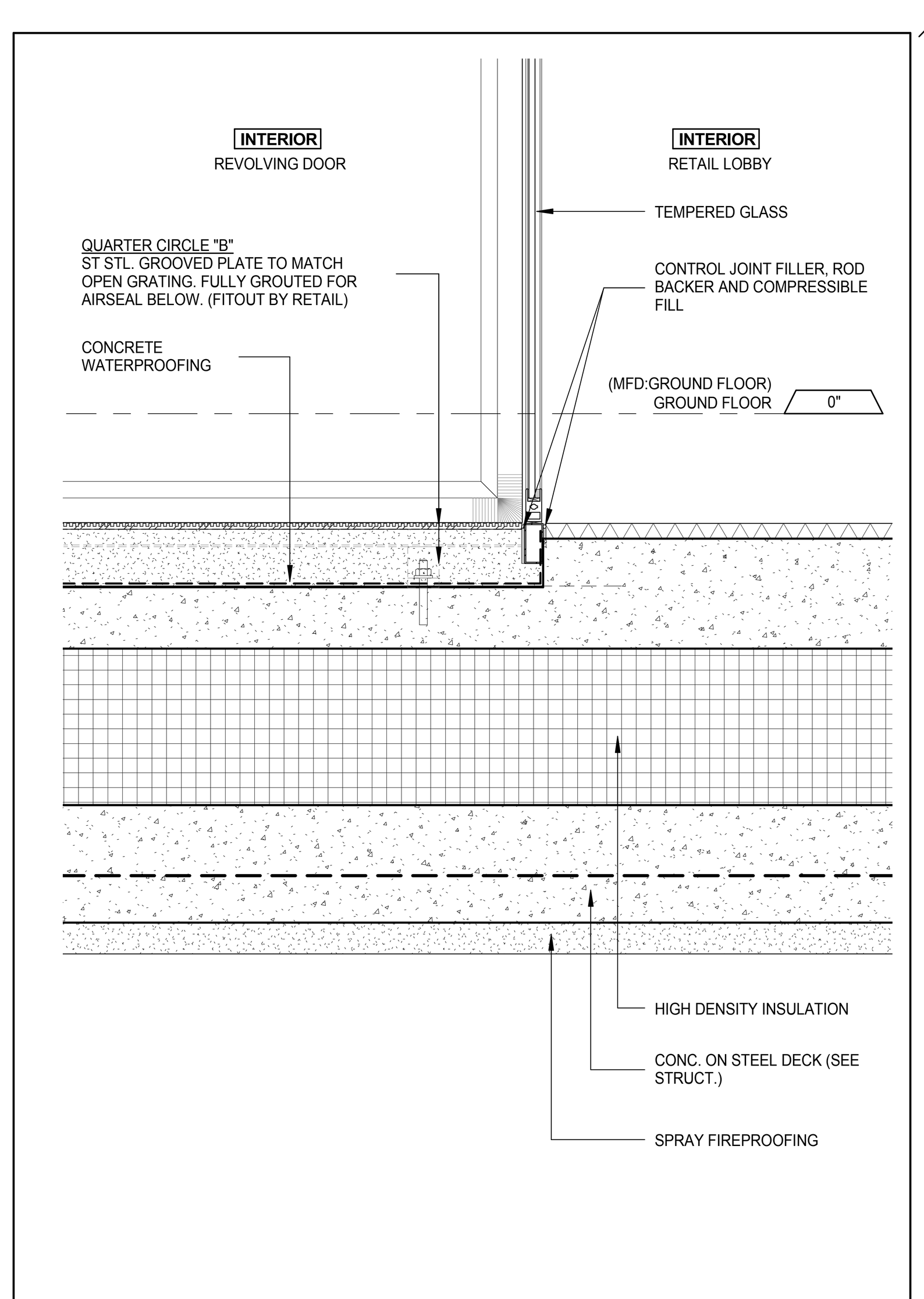

SECTION DETAIL REVOLVING DOOR BASE (9)
A-816
1 1/2" = 1'-0"

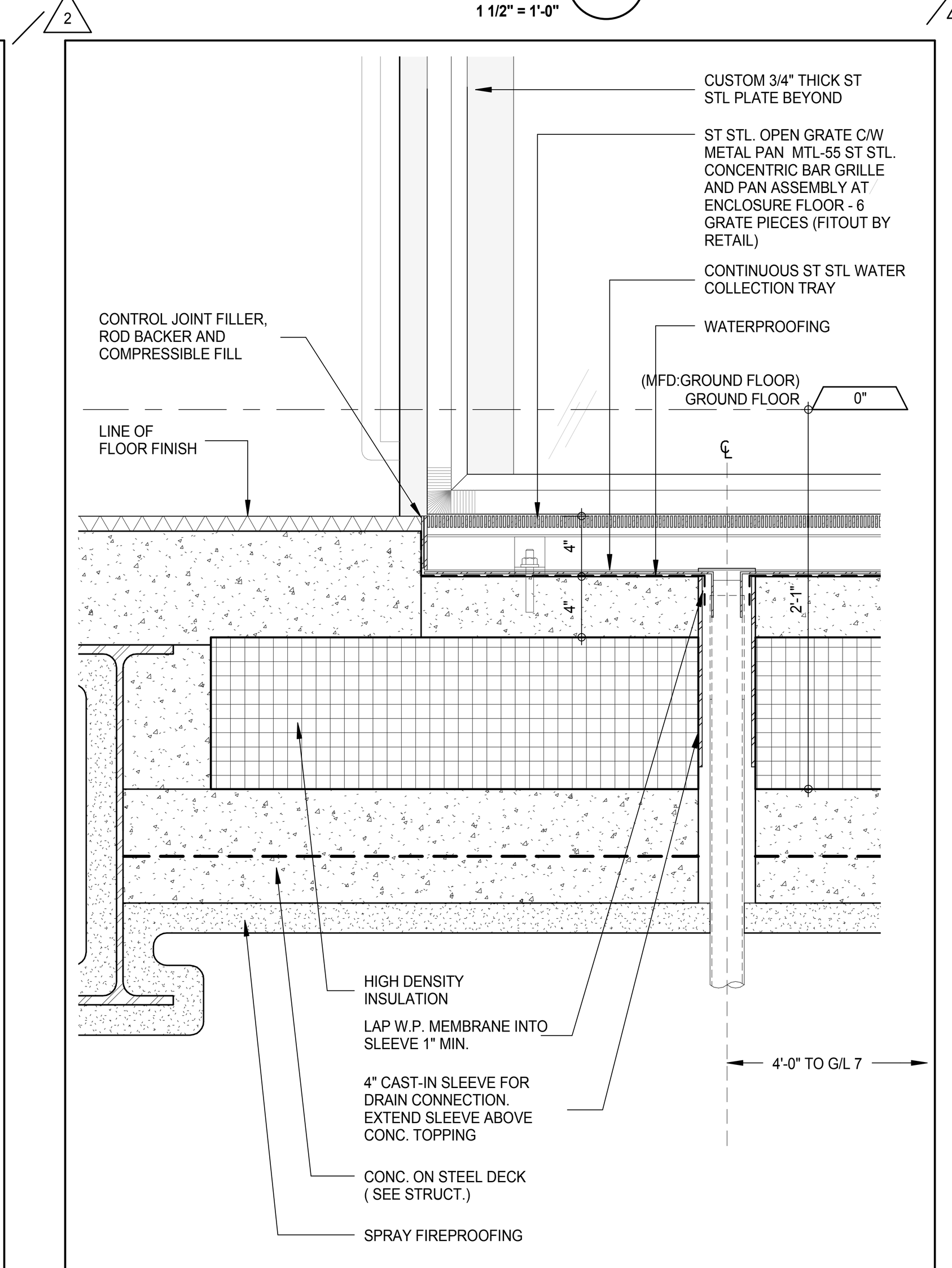

SECTION DETAIL - REVOLVING DOOR BASE (8)
A-804
1 1/2" = 1'-0"

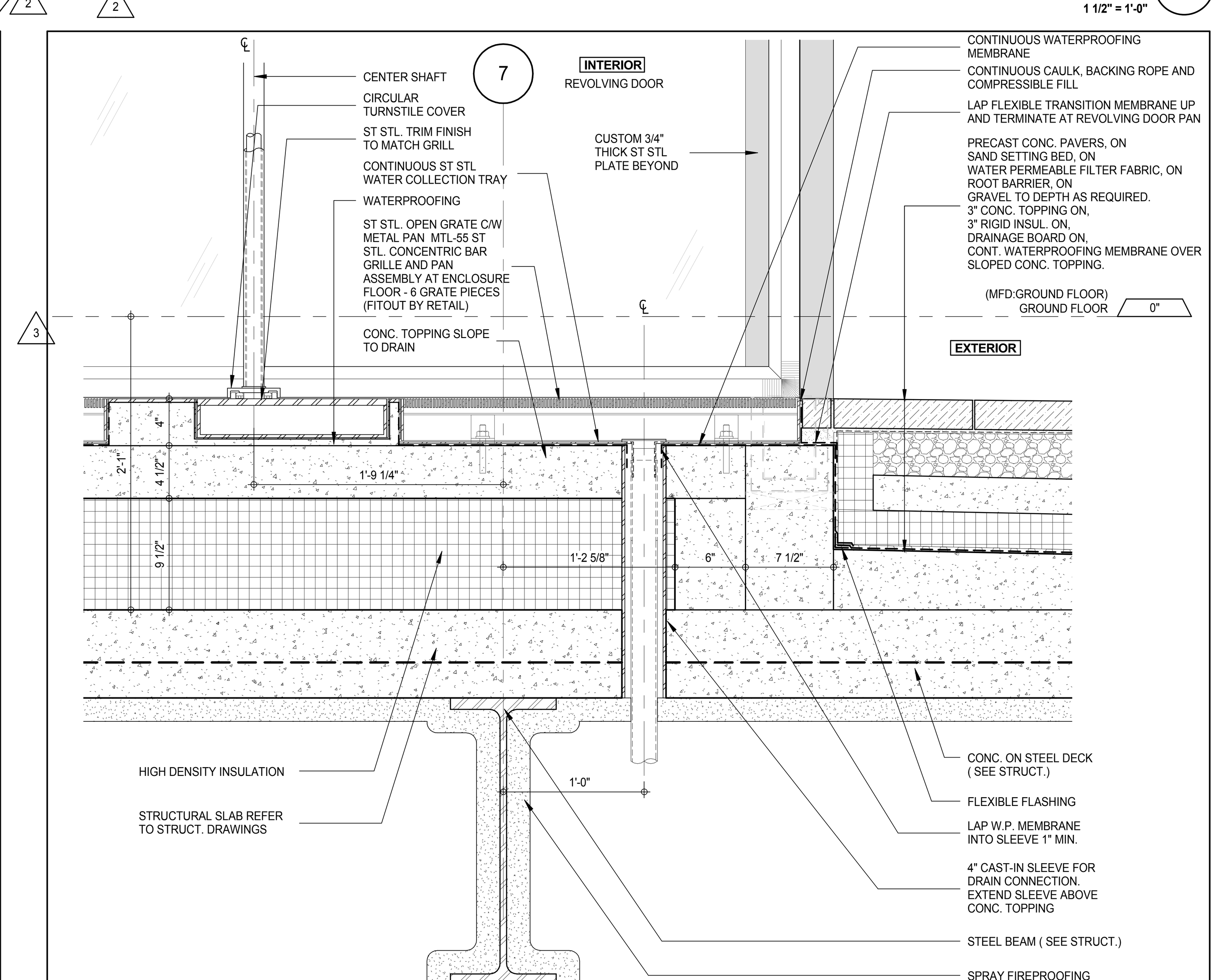

W-22 - SECTION DETAIL - SECTION AT 57TH STREET ENTRY, SIDEWALK (4)
A-804
1 1/2" = 1'-0"

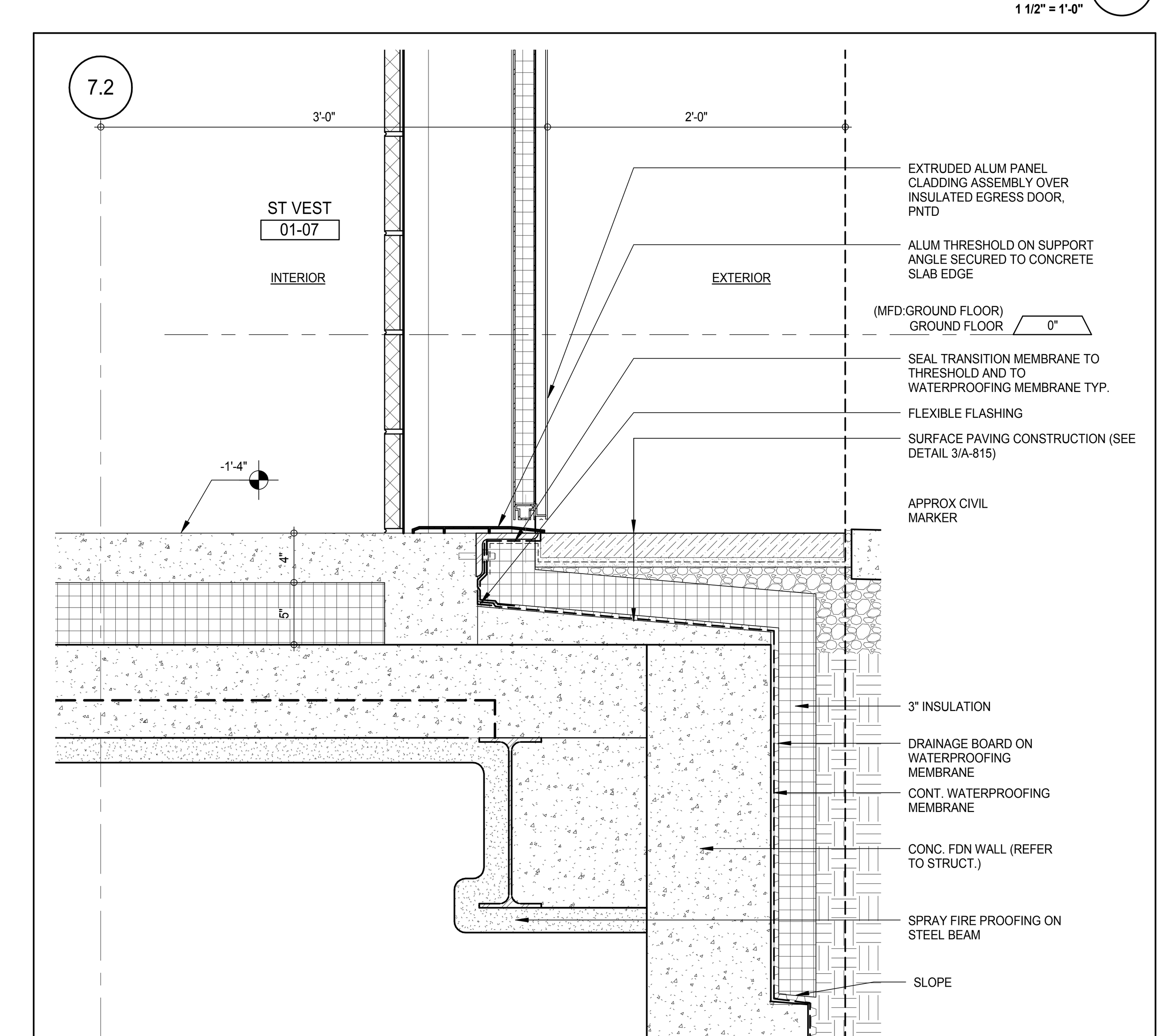

SW STREET VESTIBULE (1)
A-809
1 1/2" = 1'-0"

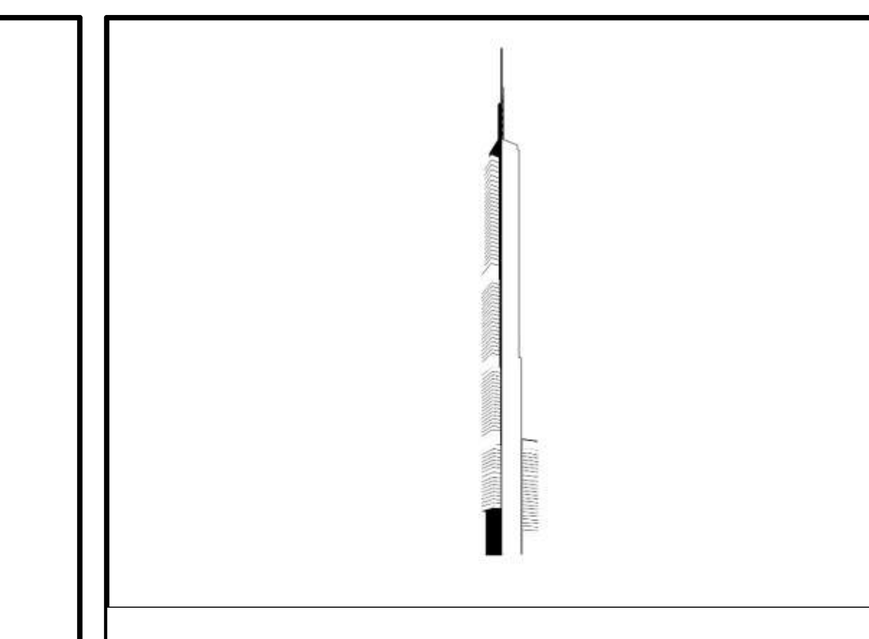

KEY PLAN:

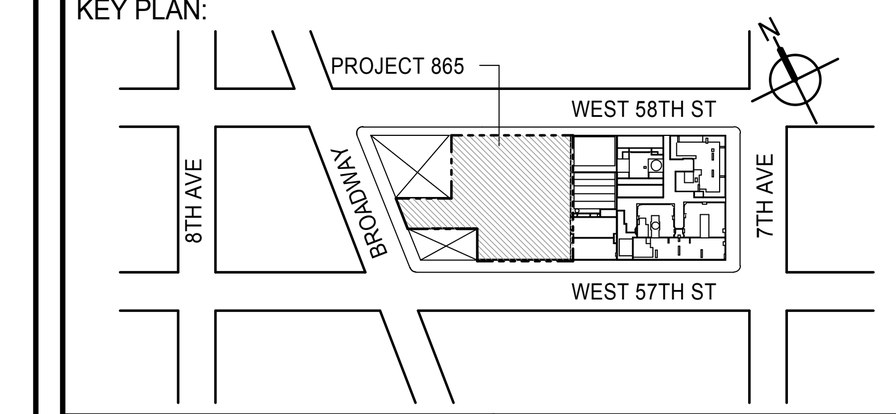

PROJECT NORTH
TRUE NORTH

DEVELOPER:
EXTELL DEVELOPMENT COMPANY
805 THIRD AVENUE, 7TH FLOOR
New York, NY 10022 USA
TEL: 212 712 6000 FAX: 212 712 6100

DESIGN ARCHITECT: Base Building Shell & Core
ADRIAN SMITH + GORDON GILL ARCHITECTURE
111 WEST MONROE STREET SUITE 2300
CHICAGO IL 60603
TEL: 312 920 1888 FAX: 312 920 1775

INTERIOR DESIGNER: Residential
Rottet Architecture and Design Studio, PLLC
298 Fifth Ave, 7th Floor
New York, NY 10001
TEL: 646 998 7000 FAX:

ARCHITECT OF RECORD: Base Building Shell, Core, & Residential
AAI ARCHITECTS, P.C.
401 Wellington St. W., 3rd Floor
Toronto, ON M5V 1E7 Canada
TEL: 416 967 1500 FAX: 416 967 7150

STRUCTURAL ENGINEERS:
WSP CANTOR SEINUK
228 EAST 45th Street
New York, NY 10017 USA
TEL: 212 687 9888 FAX: 646 487 5501

MEP ENGINEERS:
AKF GROUP
165 Broadway, 22nd Floor
New York, NY 10006 USA
TEL: 212 354 5656 FAX: 212 354 5668

GEOTECHNICAL ENGINEERS:
Langan Engineering & Environmental Services
21 Penn Plaza - 360 West 31st Street, 8th Floor
New York, NY 10001-2727
TEL: 212 479 5400 FAX: 212 479 5444

CODE CONSULTANTS:
Construction Consulting Associates
100 Church Street
New York, NY 10007
TEL: 212 385 1818 FAX: 212 385 1911

CURTAINWALL CONSULTANT:
AJLP Consulting
40 Worth Street. Suite 826
New York, NY 10013
TEL: 212 757 5659 FAX: 646 219 8508

LANDMARK/PRESERVATION CONSULTANT:
Jan Hird Pokorny Associates, Inc.
39 West 37th Street, 12A
New York, NY 10018
TEL: 212 759 6462 FAX: 212 759 6540

No.	DESCRIPTION	DATE
1	CD PROGRESS ISSUE 3	09 MAR 15
2	CD PROGRESS ISSUE 4	01 JUN 15
3	CD PROGRESS ISSUE 5	10 AUG 15
	D.O.B. AMENDMENT 2	21 SEP 15

NOT FOR BID/CONSTRUCTION

Discrepancies must be reported immediately to the Architect before proceeding. Only figured dimensions are to be used. Contractors must check all dimensions on site. This drawing is protected by copyright.

ALL DIMENSIONS ARE SHOWN IN IMPERIAL.

CONSULTANT:
AAI ARCHITECTS, P.C.

PROJECT:
217 WEST 57TH STREET
NEW YORK, NY

DRAWING TITLE:
PODIUM - SECTION DETAILS -SOUTH

SEAL & SIGNATURE:
REGISTERED ARCHITECT WIEPKE DAVID JANSEN No. 028881 STATE OF NEW YORK

DATE:	09 MAR 15
PROJECT No:	1216-00
DRAWN: Author	REV: 3
CHK: Checker	
SCALE: 1 1/2" = 1'-0"	
DWG No:	**A-818.00**
DOB PAGE No:	430 of 569

DOB EMPLOYEE STAMP: DOB B-SCAN:

FILE NAME: C:\Revit Local Files\EXTELL-865-AAI-TWR-CNF_hadlarim.rvt
PLOT DATE: 9/22/2015 12:24:50 PM

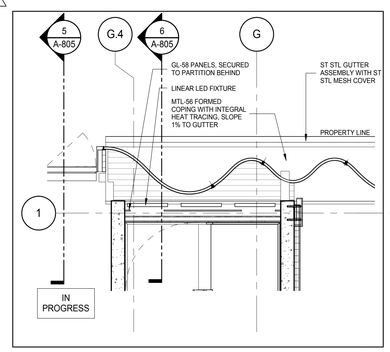

PLAN DETAIL - CLERESTORY PLAN NORTH (13) A-812 1/4" = 1'-0"

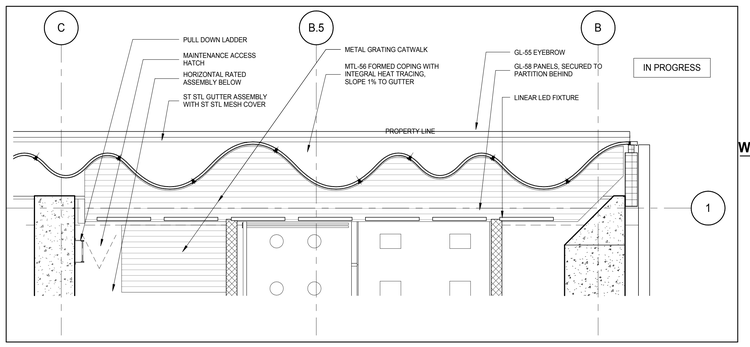

PLAN DETAIL - CLERESTORY PLAN NORTH (9) A-812 1/4" = 1'-0"

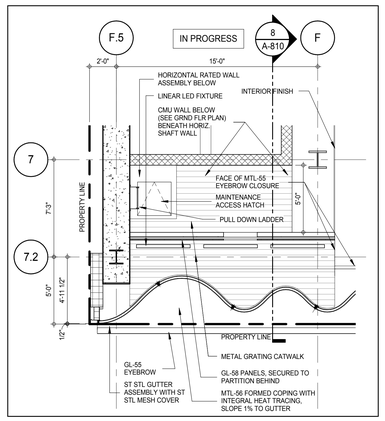

PLAN DETAIL - CLERESTORY PLAN SOUTH (12) A-812 1/4" = 1'-0"

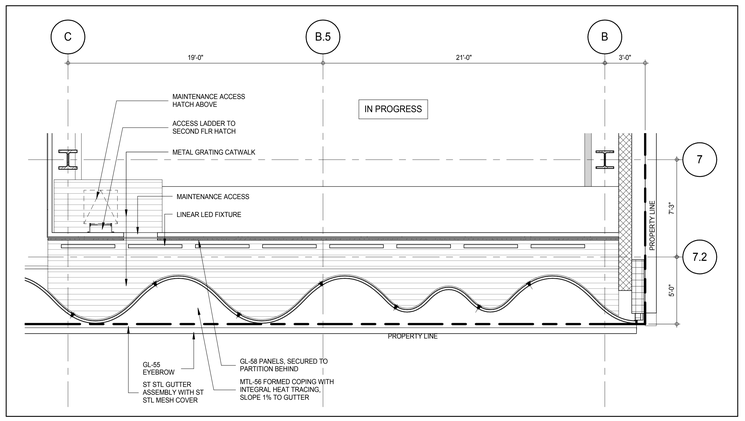

PLAN DETAIL - CLERESTORY PLAN SOUTH (8) A-812 1/4" = 1'-0"

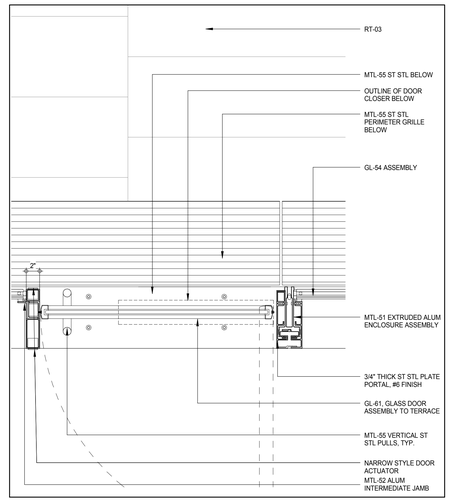

W-36 - JAMB DETAIL, GLASS ENCLOSURE AND TERRACE DOOR - 5TH FLR (6) A-806 1 1/2" = 1'-0"

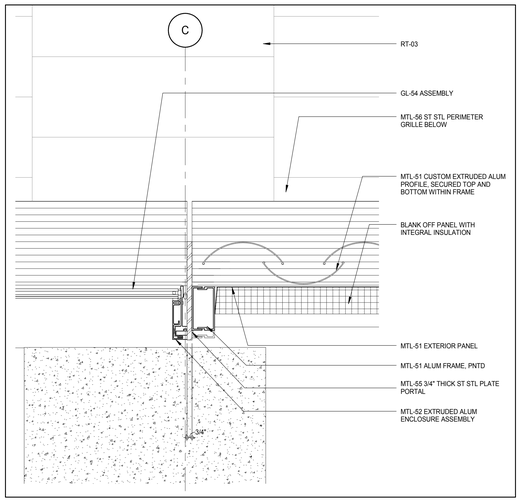

W-37 - JAMB DETAIL AT GLASS ENCLOSURE - 5TH FLR (3) A-806 1 1/2" = 1'-0"

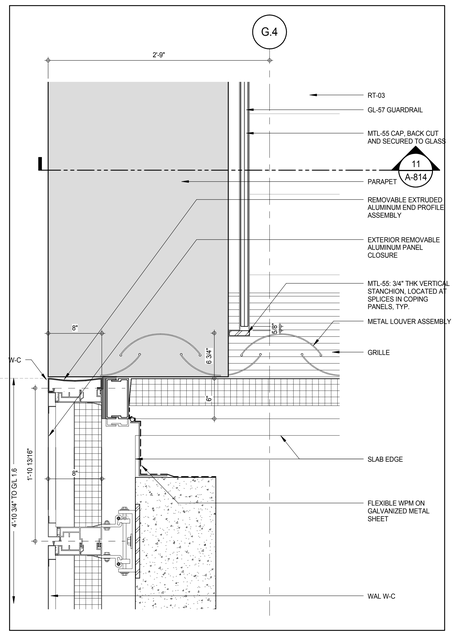

W-37 - JAMB DETAIL, ENCLOSURE AT NW TERMINATION - LEVELS 5-7 (5) A-806 1 1/2" = 1'-0"

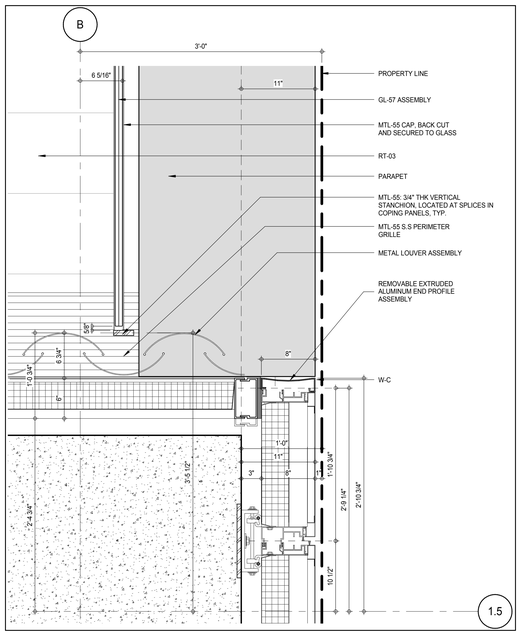

W-37 - JAMB DETAIL, ENCLOSURE AT NE TERMINATION - LEVELS 5-7 (2) A-806 1 1/2" = 1'-0"

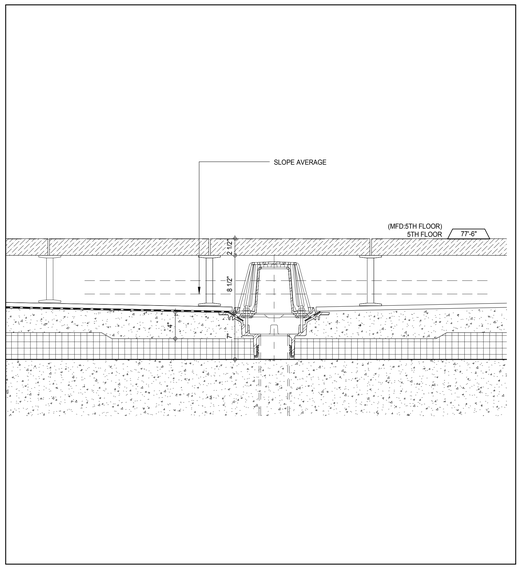

SECTION DETAIL AT LEVEL 05 ROOF DRAIN (7) A-806 1 1/2" = 1'-0"

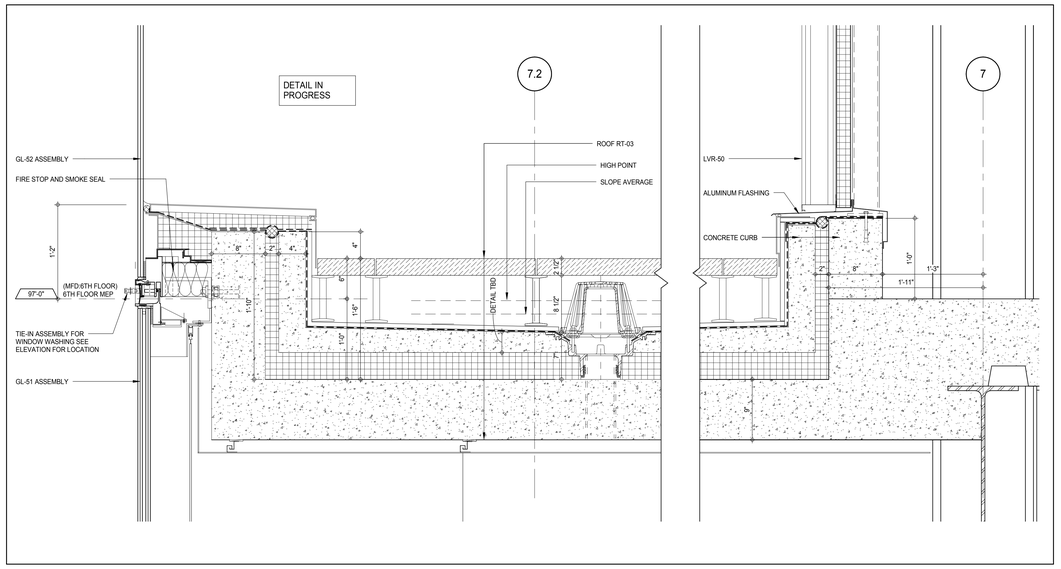

SECTION DETAIL AT LEVEL 06 AIR WLL (1) A-810 1 1/2" = 1'-0"



KEY PLAN:

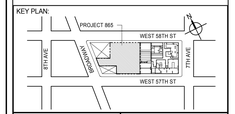

PROJECT NORTH: TRUE NORTH

DEVELOPER:
EXTELL DEVELOPMENT COMPANY
805 THIRD AVENUE, 7TH FLOOR
New York, NY 10022 USA
TEL: 212 712 6000 FAX: 212 712 6100

DESIGN ARCHITECT: Base Building Shell & Core
ADRIAN SMITH + GORDON GILL ARCHITECTURE
111 WEST MONROE STREET SUITE 2300
CHICAGO IL 60603
TEL: 312 920 1888 FAX: 312 920 1775

INTERIOR DESIGNER: Residential
Rottet Architecture and Design Studio, PLLC
298 Fifth Ave, 7th Floor
New York, NY 10001
TEL: 646 998 7000 FAX:

ARCHITECT OF RECORD: Base Building Shell, Core, & Residential
AAI ARCHITECTS, P.C.
401 Wellington St. W., 3rd Floor
Toronto, ON M5V 1E7 Canada
TEL: 416 967 1500 FAX: 416 967 7150

STRUCTURAL ENGINEERS:
WSP CANTOR SEINUK
228 EAST 45th Street
New York, NY 10017 USA
TEL: 212 687 9888 FAX: 646 487 5501

MEP ENGINEERS:
AKF GROUP
165 Broadway, 22nd Floor
New York, NY 10006 USA
TEL: 212 354 5656 FAX: 212 354 5668

GEOTECHNICAL ENGINEERS:
Langan Engineering & Environmental Services
21 Penn Plaza - 360 West 31st Street, 8th Floor
New York, NY 10001-2727
TEL: 212 479 5400 FAX: 212 479 5444

CODE CONSULTANTS:
Construction Consulting Associates
100 Church Street
New York, NY 10007
TEL: 212 385 1818 FAX: 212 385 1911

CURTAINWALL CONSULTANT:
AJLP Consulting
40 Worth Street. Suite 826
New York, NY 10013
TEL: 212 757 5659 FAX: 646 219 8508

LANDMARK/PRESERVATION CONSULTANT:
Jan Hird Pokorny Associates, Inc.
39 West 37th Street, 12A
New York, NY 10018
TEL: 212 759 6462 FAX: 212 759 6540

No.	DESCRIPTION	DATE
1	CD PROGRESS ISSUE 4	01 JUN 15
2	CD PROGRESS ISSUE 5	10 AUG 15
	D.O.B. AMENDMENT 2	21 SEP 15

NOT FOR BID/CONSTRUCTION

Discrepancies must be reported immediately to the Architect before proceeding. Only figured dimensions are to be used. Contractors must check all dimensions on site. This drawing is protected by copyright.

ALL DIMENSIONS ARE SHOWN IN IMPERIAL.

CONSULTANT: AAI ARCHITECTS, P.C.

PROJECT:
217 WEST 57TH STREET
NEW YORK, NY

DRAWING TITLE:
PODIUM - DETAILS

SEAL & SIGNATURE: REGISTERED ARCHITECT JAMES DAVID JENKINS No. 022881 STATE OF NEW YORK

DATE:	01 JUN 15
PROJECT No:	1216-00
DRAWN: Author	REV:
CHK: Checker	2
SCALE: As indicated	
DWG No:	A-819.00
DOB PAGE No:	431 of 569

DOB EMPLOYEE STAMP: DOB B-SCAN:

36" x 48" Arch E SHEET SIZE
FILE NAME: C:\Revit Local Files\EXTELL-865-AAI-TWR-CNE_hedrianm.rvt
PLOT DATE: 9/22/2015 12:25:31 PM

DEPT OF BLDGS 121263505 Job Number
ES5448739023 Scan Code

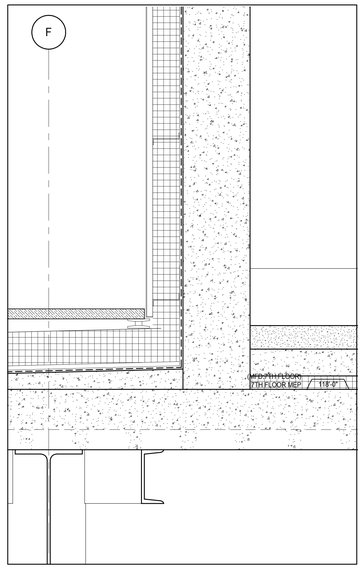

SECTION DETAIL 11
A-515
1 1/2" = 1'-0"

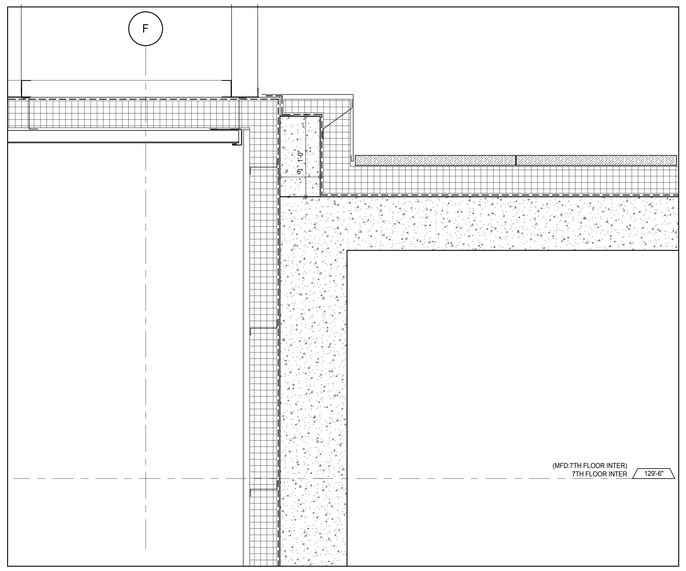

SECTION DETAIL 7
A-515
1 1/2" = 1'-0"

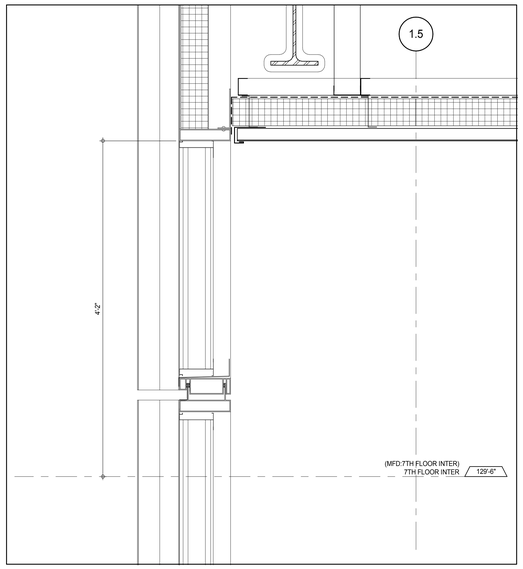

SECTION DETAIL AT OUTER LOUVER WALL / CEILING 5
A-515
1 1/2" = 1'-0"

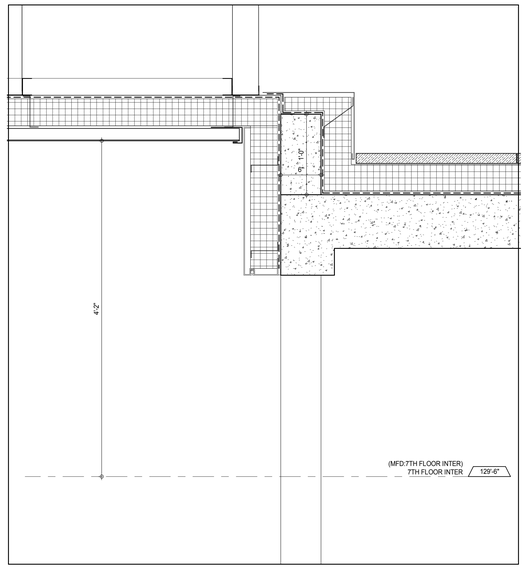

SECTION DETAIL ATINNER LOUVER WALL / CEILING 3
A-515
1 1/2" = 1'-0"

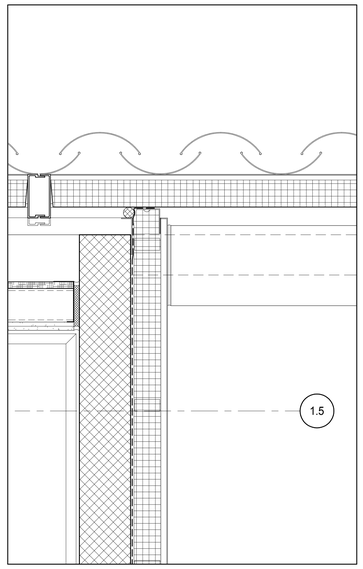

PLAN DETAIL 10
A-463
1 1/2" = 1'-0"

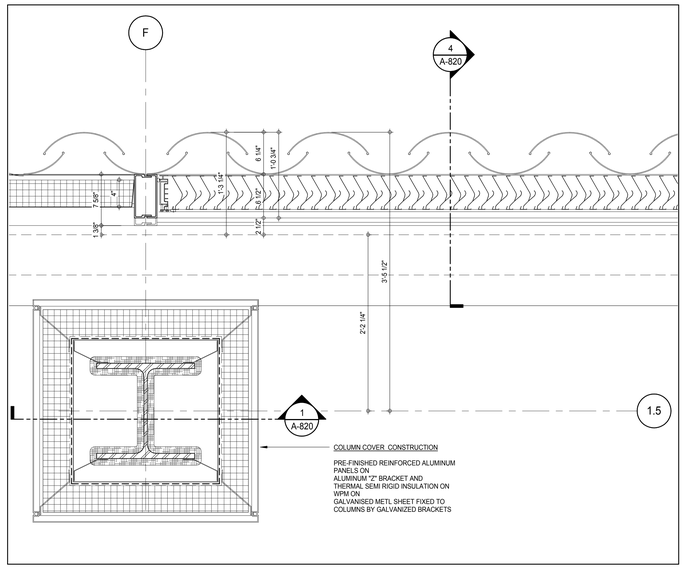

PLAN DETAIL AT OUTER LOUVER WALL 6
A-462
1 1/2" = 1'-0"

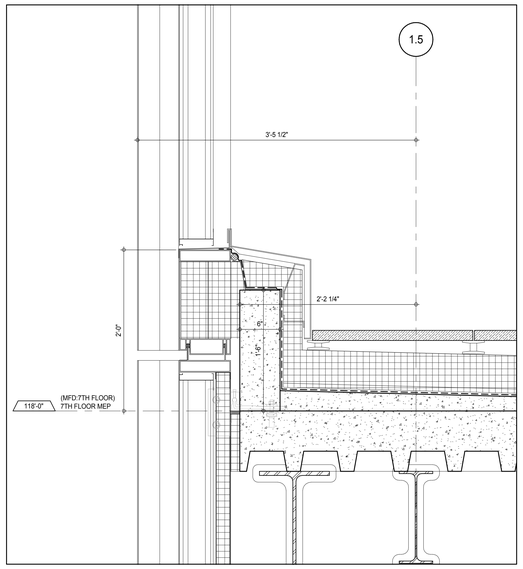

SECTION DETAIL AT OUTER LOUVER WALL 4
A-515
1 1/2" = 1'-0"

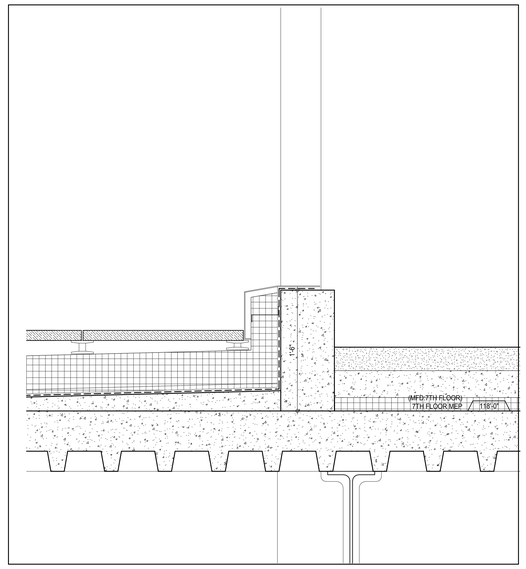

SECTION DETAIL AT INNER LOUVER WALL 2
A-515
1 1/2" = 1'-0"

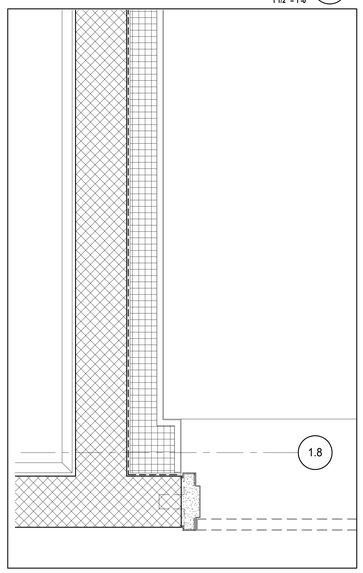

PLAN DETAIL 9
A-463
1 1/2" = 1'-0"

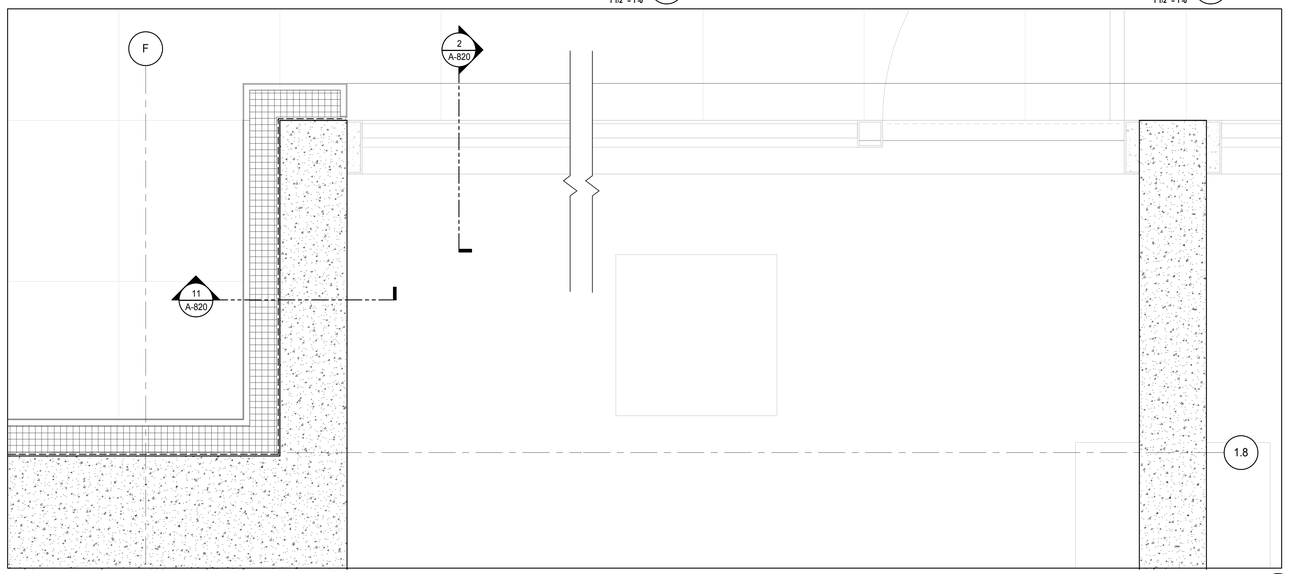

PLAN DETAIL - PARTIAL CON-ED VAULT 8
A-463
1 1/2" = 1'-0"

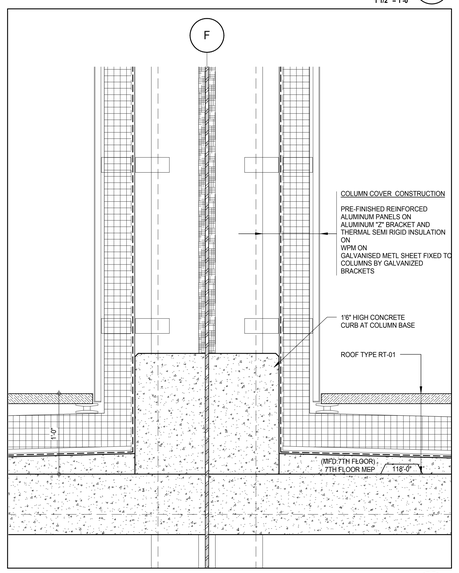

SECTION DETAIL AT COLUMN BASE 1
A-820
1 1/2" = 1'-0"

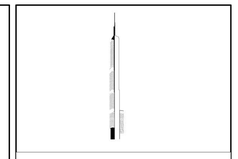

KEY PLAN:

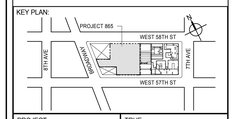

PROJECT NORTH

TRUE NORTH

DEVELOPER:
EXTELL DEVELOPMENT COMPANY
805 THIRD AVENUE, 7TH FLOOR
New York, NY 10022 USA
TEL: 212 712 6000 FAX: 212 712 6100

DESIGN ARCHITECT: Base Building Shell & Core
ADRIAN SMITH + GORDON GILL ARCHITECTURE
111 WEST MONROE STREET SUITE 2300
CHICAGO IL 60603
TEL: 312 920 1888 FAX: 312 920 1775

INTERIOR DESIGNER: Residential
Rottet Architecture and Design Studio, PLLC
298 Fifth Ave, 7th Floor
New York, NY 10001
TEL: 646 998 7000 FAX:

ARCHITECT OF RECORD: Base Building Shell, Core, & Residential
AAI ARCHITECTS, P.C.
401 Wellington St. W., 3rd Floor
Toronto, ON M5V 1E7 Canada
TEL: 416 967 1500 FAX: 416 967 7150

STRUCTURAL ENGINEERS:
WSP CANTOR SEINUK
228 EAST 45th Street
New York, NY 10017 USA
TEL: 212 687 9888 FAX: 646 487 5501

MEP ENGINEERS:
AKF GROUP
165 Broadway, 22nd Floor
New York, NY 10006 USA
TEL: 212 354 5656 FAX: 212 354 5668

GEOTECHNICAL ENGINEERS:
Langan Engineering & Environmental Services
21 Penn Plaza - 360 West 31st Street, 8th Floor
New York, NY 10001-2727
TEL: 212 479 5400 FAX: 212 479 5444

CODE CONSULTANTS:
Construction Consulting Associates
100 Church Street
New York, NY 10007
TEL: 212 385 1818 FAX: 212 385 1911

CURTAINWALL CONSULTANT:
AJLP Consulting
40 Worth Street. Suite 826
New York, NY 10013
TEL: 212 757 5659 FAX: 646 219 8508

LANDMARK/PRESERVATION CONSULTANT:
Jan Hird Pokorny Associates, Inc.
39 West 37th Street, 12A
New York, NY 10018
TEL: 212 759 6462 FAX: 212 759 6540

No.	DESCRIPTION	DATE
1	CD PROGRESS ISSUE 5	10 AUG 15
	D.O.B. AMENDMENT 2	21 SEP 15

NOT FOR BID/CONSTRUCTION

Discrepancies must be reported immediately to the Architect before proceeding. Only figured dimensions are to be used. Contractors must check all dimensions on site. This drawing is protected by copyright.

ALL DIMENSIONS ARE SHOWN IN IMPERIAL.

CONSULTANT:

AAI ARCHITECTS, P.C.

PROJECT:
217 WEST 57TH STREET
NEW YORK, NY

DRAWING TITLE:
PODIUM - DETAILS

SEAL & SIGNATURE:

REGISTERED ARCHITECT WILLIE DAVID JANKOWSKI 026885 STATE OF NEW YORK

DATE:	10 AUG 15
PROJECT No:	1216-00
DRAWN: Author	REV: 1
CHK: Checker	
SCALE: 1 1/2" = 1'-0"	
DWG No:	**A-820.00**
DOB PAGE No:	432 of 569

DOB EMPLOYEE STAMP:

DOB B-SCAN:

36" x 48" Arch E SHEET SIZE

FILE NAME: C:\Revit Local Files\EXTELL-865-AAI-TWR-CNF_Jankowski.rvt
PLOT DATE: 9/28/2015 12:26:19 PM

DEPT OF BLDGS 421267905 Job Number
ES1 842523 Scan Code

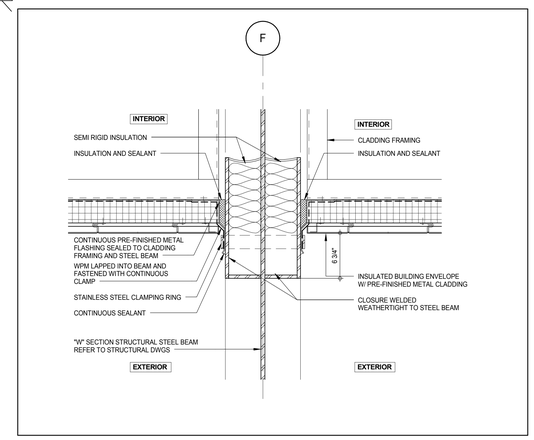

PLAN DETAIL - BEAM PENETRATION THRU CLADDING (12)

A-810
1 1/2" = 1'-0"

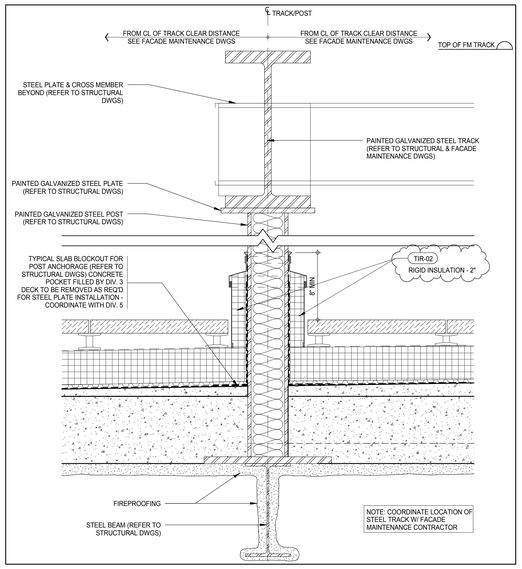

SECTION DETAIL - FACADE MAINTENANCE TRACK SUPPORT DETAIL (9)

1 1/2" = 1'-0"

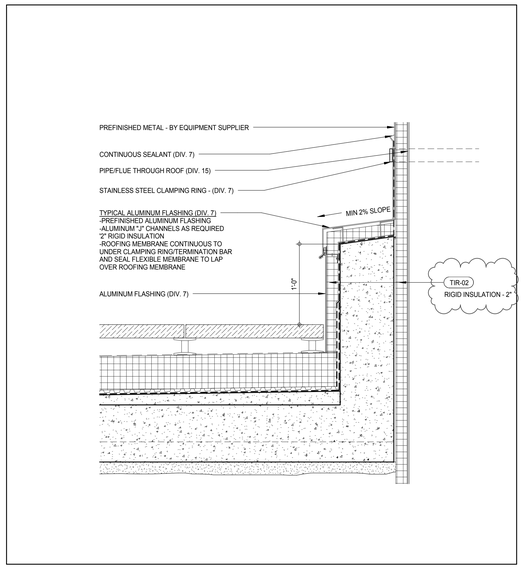

SECTION DETAIL - SECTION @ MECHANICAL ROOF PENETRATION (6)

A-471
1 1/2" = 1'-0"

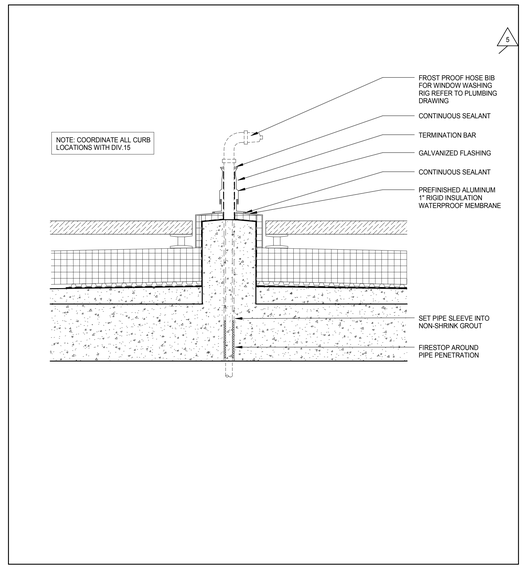

TYPICAL HYDRANT AT ROOF (3)

1 1/2" = 1'-0"

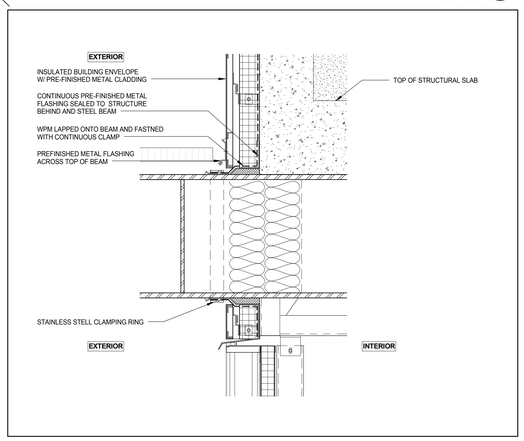

SECTION DETAIL - BEAM PENETRATION THRU CLADDING (11)

A-810
1 1/2" = 1'-0"

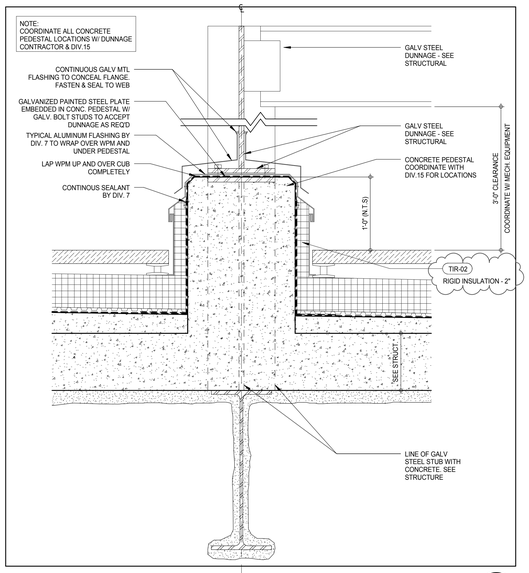

SECTION DETAIL - TYPICAL DETAIL AT DUNAGE (8)

1 1/2" = 1'-0"

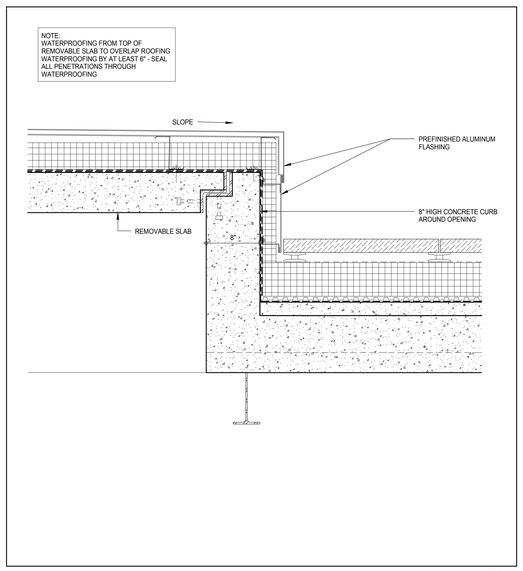

SECTION DETAIL - CONCRETE CURB AT REMOVABLE SLAB ON ROOF (5)

1 1/2" = 1'-0"

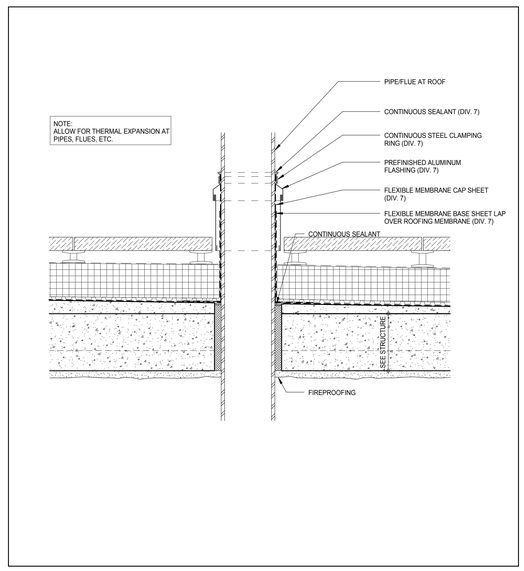

SECTION DETAIL - TYPICAL PIPE PENETRATION DETAIL (2)

1 1/2" = 1'-0"

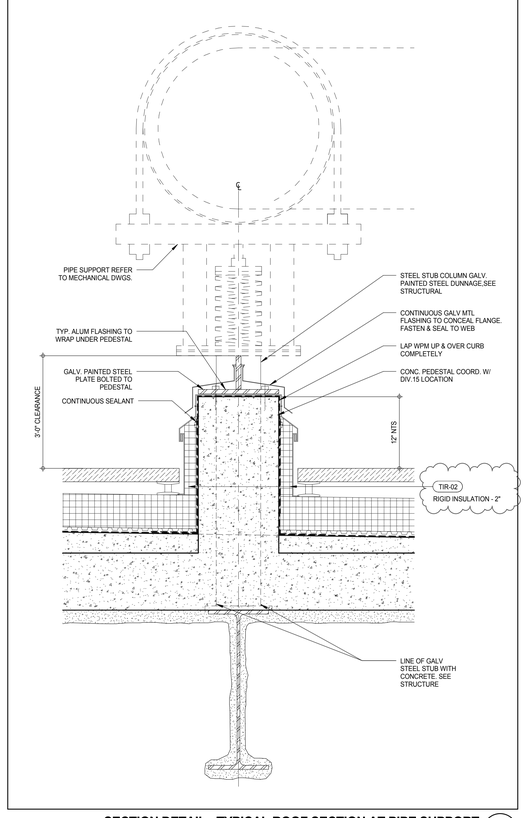

SECTION DETAIL - TYPICAL ROOF SECTION AT PIPE SUPPORT (10)

1 1/2" = 1'-0"

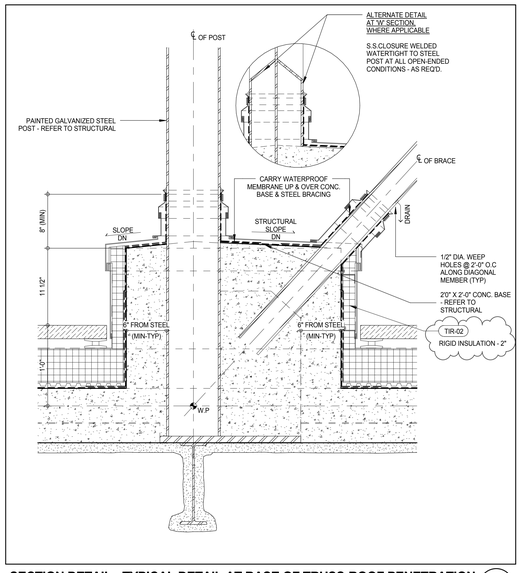

SECTION DETAIL - TYPICAL DETAIL AT BASE OF TRUSS-ROOF PENETRATION (7)

1 1/2" = 1'-0"

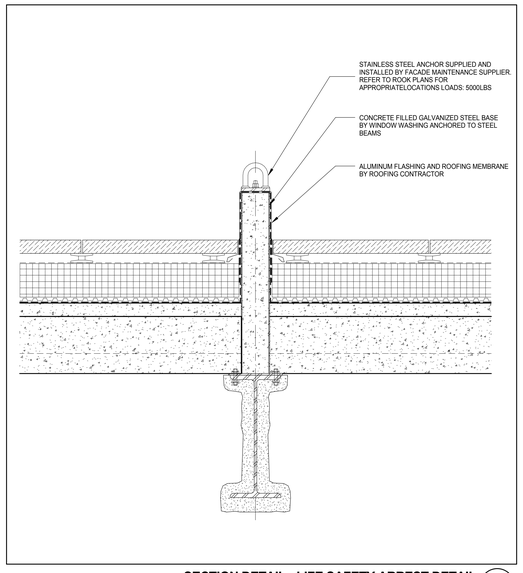

SECTION DETAIL - LIFE SAFETY ARREST DETAIL (4)

1 1/2" = 1'-0"

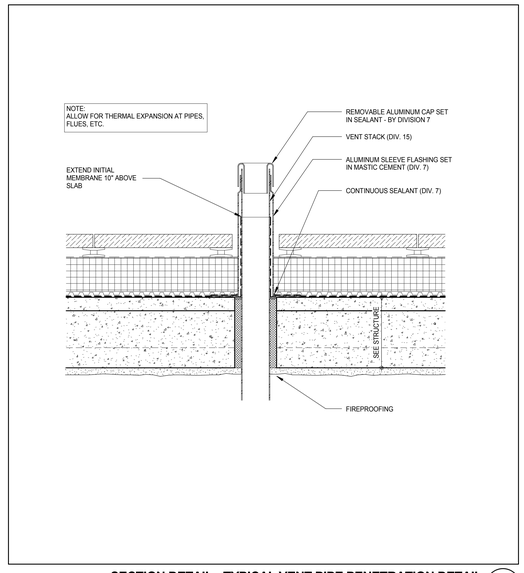

SECTION DETAIL - TYPICAL VENT PIPE PENETRATION DETAIL (1)

1 1/2" = 1'-0"

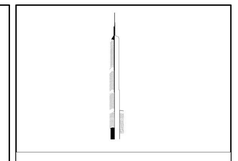

KEY PLAN:

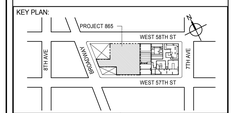

PROJECT NORTH

TRUE NORTH

DEVELOPER:
EXTELL DEVELOPMENT COMPANY
805 THIRD AVENUE, 7TH FLOOR
New York, NY 10022 USA
TEL: 212 712 6000 FAX: 212 712 6100

DESIGN ARCHITECT: Base Building Shell & Core
ADRIAN SMITH + GORDON GILL ARCHITECTURE
111 WEST MONROE STREET SUITE 2300
CHICAGO IL 60603
TEL: 312 920 1888 FAX: 312 920 1775

INTERIOR DESIGNER: Residential
Rottet Architecture and Design Studio, PLLC
298 Fifth Ave, 7th Floor
New York, NY 10001
TEL: 646 998 7000 FAX:

ARCHITECT OF RECORD: Base Building Shell, Core, & Residential
AAI ARCHITECTS, P.C.
401 Wellington St. W., 3rd Floor
Toronto, ON M5V 1E7 Canada
TEL: 416 967 1500 FAX: 416 967 7150

STRUCTURAL ENGINEERS:
WSP CANTOR SEINUK
228 EAST 45th Street
New York, NY 10017 USA
TEL: 212 687 9888 FAX: 646 487 5501

MEP ENGINEERS:
AKF GROUP
165 Broadway, 22nd Floor
New York, NY 10006 USA
TEL: 212 354 5656 FAX: 212 354 5668

GEOTECHNICAL ENGINEERS:
Langan Engineering & Environmental Services
21 Penn Plaza - 360 West 31st Street, 8th Floor
New York, NY 10001-2727
TEL: 212 479 5400 FAX: 212 479 5444

CODE CONSULTANTS:
Construction Consulting Associates
100 Church Street
New York, NY 10007
TEL: 212 385 1818 FAX: 212 385 1911

CURTAINWALL CONSULTANT:
AJLP Consulting
40 Worth Street. Suite 826
New York, NY 10013
TEL: 212 757 5659 FAX: 646 219 8508

LANDMARK/PRESERVATION CONSULTANT:
Jan Hird Pokorny Associates, Inc.
39 West 37th Street, 12A
New York, NY 10018
TEL: 212 759 6462 FAX: 212 759 6540

No.	DESCRIPTION	DATE
1	CD PROGRESS ISSUE 1	15 OCT 14
2	CD PROGRESS ISSUE 2	19 DEC 14
3	D.O.B. SUBMISSION	18 FEB 15
4	CD PROGRESS ISSUE 3	09 MAR 15
	D.O.B. SUBMISSION	27 APR 15
5	CD PROGRESS ISSUE 4	01 JUN 15
6	CD PROGRESS ISSUE 5	10 AUG 15
	D.O.B. AMENDMENT 2	21 SEP 15

NOT FOR BID/CONSTRUCTION

Discrepancies must be reported immediately to the Architect before proceeding. Only figured dimensions are to be used. Contractors must check all dimensions on site. This drawing is protected by copyright.

ALL DIMENSIONS ARE SHOWN IN IMPERIAL.

CONSULTANT:
AAI ARCHITECTS, P.C.

PROJECT:
217 WEST 57TH STREET
NEW YORK, NY

DRAWING TITLE:
EXTERIOR WALL TYPICAL DETAILS - PODIUM

SEAL & SIGNATURE:

DATE:	15 OCT 14
PROJECT No:	1216-00
DRAWN: Author	REV: 6
CHK: Checker	
SCALE: 1 1/2" = 1'-0"	
DWG No:	A-823.01
DOB PAGE No:	433 of 569

DOB EMPLOYEE STAMP:
DOB B-SCAN:

36" x 48" Arch E. SHEET SIZE
FILE NAME: C:\Bim\Local Files\EXTELL-865-AAI-TWR-CAF_hardarm.rvt
PLOT DATE: 9/22/2015 12:29:53 PM

DEPT OF BLDGS 421265026 Job Number
E3673352318 Scan Code

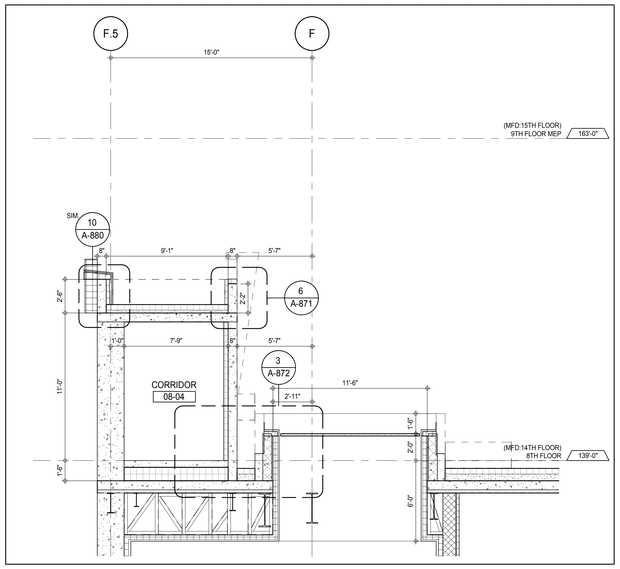

SECTION DETAIL - EXTERIOR AMENITIES WALL - PLANTER - AND GENERATOR EXHAUST 7
A-825
1/4" = 1'-0"

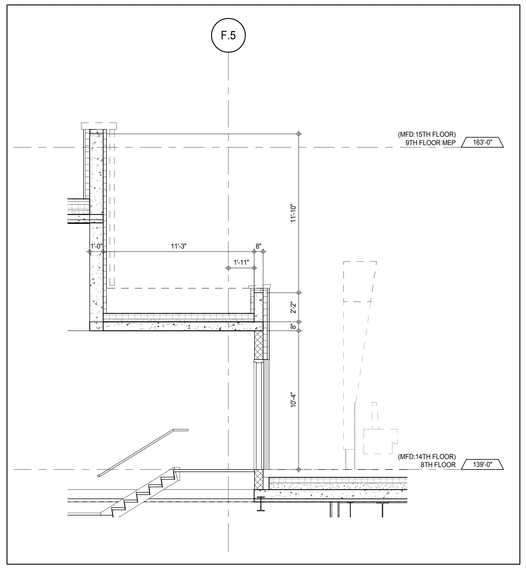

SECTION DETAIL - EXTERIOR AMENITIES WALL AND PLANTER 5
A-825
1/4" = 1'-0"

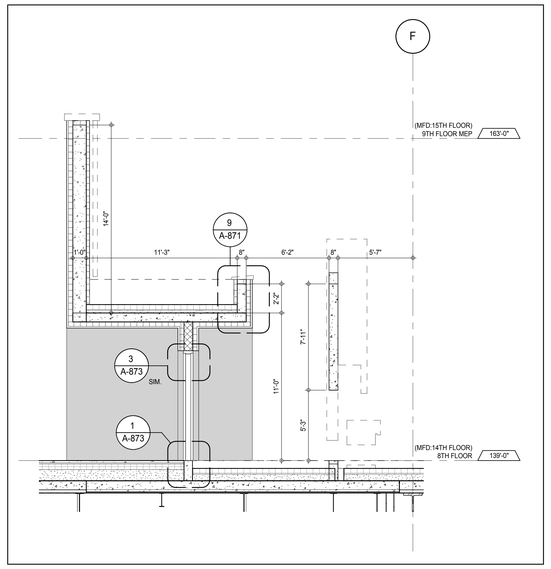

SECTION DETAIL - EXTERIOR AMENITIES WALL AND PLANTER 3
A-825
1/4" = 1'-0"

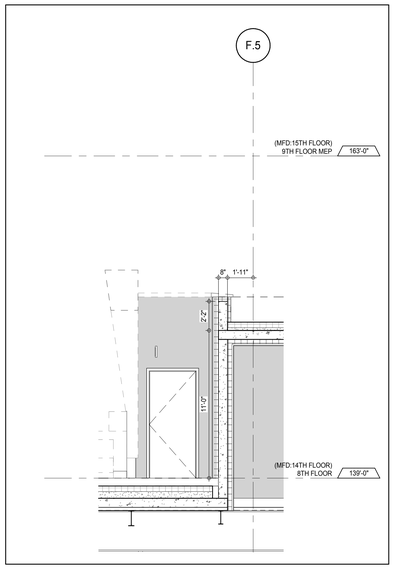

ELEVATION DETAIL - EXTERIOR AMENITIES DOOR 6
A-470
1/4" = 1'-0"

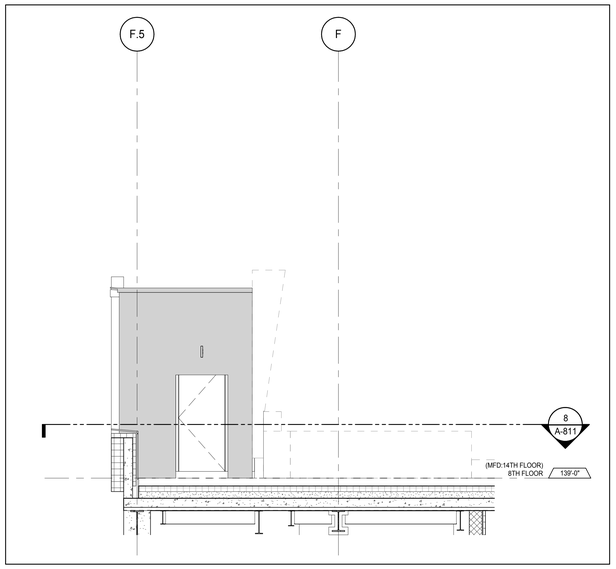

ELEVATION DETAIL - SOUTH EXTERIOR AMENITIES WALL 4
A-470
1/4" = 1'-0"

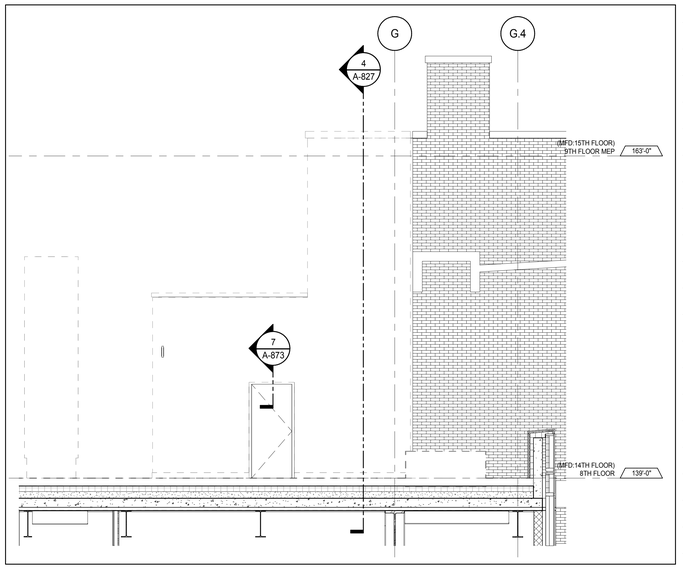

ELEVATION DETAIL - NORTH EXTERIOR AMENITIES WALL 2
A-114
1/4" = 1'-0"

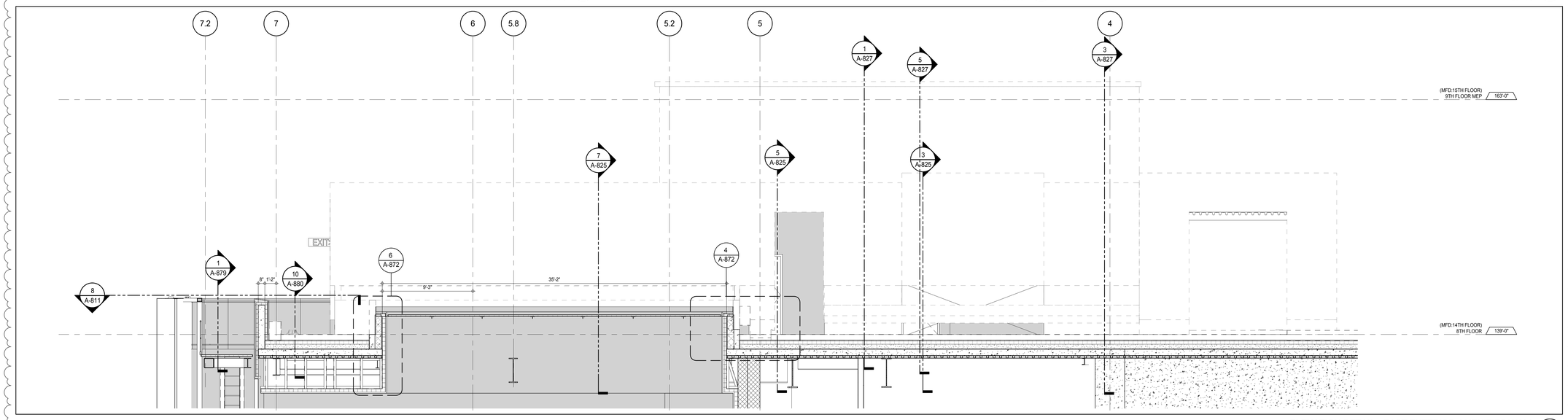

ELEVATION DETAIL - EAST EXTERIOR AMENITIES WALL 1
A-466
1/4" = 1'-0"

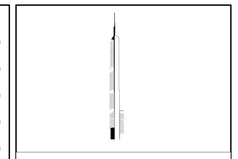

KEY PLAN:

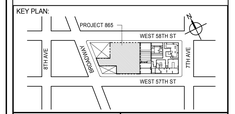

PROJECT NORTH:

TRUE NORTH

DEVELOPER:
EXTELL DEVELOPMENT COMPANY
805 THIRD AVENUE, 7TH FLOOR
New York, NY 10022 USA
TEL: 212 712 6000 FAX: 212 712 6100

DESIGN ARCHITECT: Base Building Shell & Core
ADRIAN SMITH + GORDON GILL ARCHITECTURE
111 WEST MONROE STREET SUITE 2300
CHICAGO IL 60603
TEL: 312 920 1888 FAX: 312 920 1775

INTERIOR DESIGNER: Residential
Rottet Architecture and Design Studio, PLLC
298 Fifth Ave, 7th Floor
New York, NY 10001
TEL: 646 998 7000 FAX:

ARCHITECT OF RECORD: Base Building Shell, Core, & Residential
AAI ARCHITECTS, P.C.
401 Wellington St. W., 3rd Floor
Toronto, ON M5V 1E7 Canada
TEL: 416 967 1500 FAX: 416 967 7150

STRUCTURAL ENGINEERS:
WSP CANTOR SEINUK
228 EAST 45th Street
New York, NY 10017 USA
TEL: 212 687 9888 FAX: 646 487 5501

MEP ENGINEERS:
AKF GROUP
165 Broadway, 22nd Floor
New York, NY 10006 USA
TEL: 212 354 5656 FAX: 212 354 5668

GEOTECHNICAL ENGINEERS:
Langan Engineering & Environmental Services
21 Penn Plaza - 360 West 31st Street, 8th Floor
New York, NY 10001-2727
TEL: 212 479 5400 FAX: 212 479 5444

CODE CONSULTANTS:
Construction Consulting Associates
100 Church Street
New York, NY 10007
TEL: 212 385 1818 FAX: 212 385 1911

CURTAINWALL CONSULTANT:
AJLP Consulting
40 Worth Street. Suite 826
New York, NY 10013
TEL: 212 757 5659 FAX: 646 219 8508

LANDMARK/PRESERVATION CONSULTANT:
Jan Hird Pokorny Associates, Inc.
39 West 37th Street, 12A
New York, NY 10018
TEL: 212 759 6462 FAX: 212 759 6540

No.	DESCRIPTION	DATE
1	D.O.B. SUBMISSION	18 FEB 15
2	CD PROGRESS ISSUE 3	09 MAR 15
	D.O.B. SUBMISSION	27 APR 15
3	CD PROGRESS ISSUE 4	01 JUN 15
4	CD PROGRESS ISSUE 5	10 AUG 15
	D.O.B. AMENDMENT 2	21 SEP 15

NOT FOR BID/CONSTRUCTION

Discrepancies must be reported immediately to the Architect before proceeding. Only figured dimensions are to be used. Contractors must check all dimensions on site. This drawing is protected by copyright.

ALL DIMENSIONS ARE SHOWN IN IMPERIAL.

CONSULTANT:

AAI ARCHITECTS, P.C.

PROJECT:

217 WEST 57TH STREET
NEW YORK, NY

DRAWING TITLE:

EXTERIOR WALL DETAILS - LEVEL 08
SECONDARY CLADDING

SEAL & SIGNATURE:

REGISTERED ARCHITECT
WAYNE DAVID JAMES
No. 026881
STATE OF NEW YORK

DATE:	18 FEB 15
PROJECT No:	1216-00
DRAWN: Author	REV:
CHK: Checker	4
SCALE: 1/4" = 1'-0"	
DWG No:	A-825.01
DOB PAGE No:	434 of 569

DOB EMPLOYEE STAMP:

DOB B-SCAN:

36" x 48" Arch E SHEET SIZE
FILE NAME: C:\Revit Local Files\EXTELL-865-AAI-TWR-CNF_hurlem.rvt
PLOT DATE: 6/22/2015 12:27:53 PM

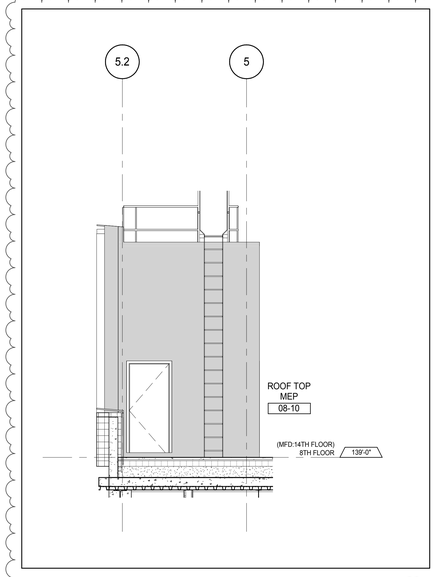

WEST EXTERIOR SERVICE AREA WALL 5
A-471
1/4" = 1'-0"

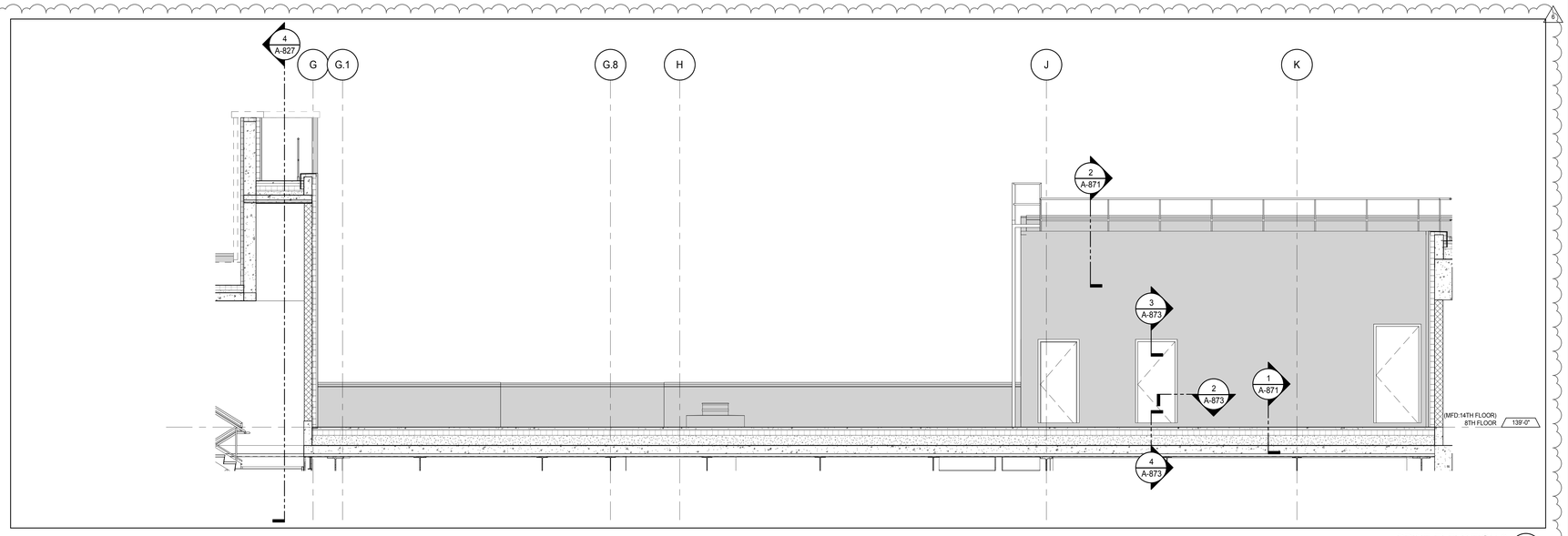

PRINT-ELEVATION 2 4
A-465
1/4" = 1'-0"

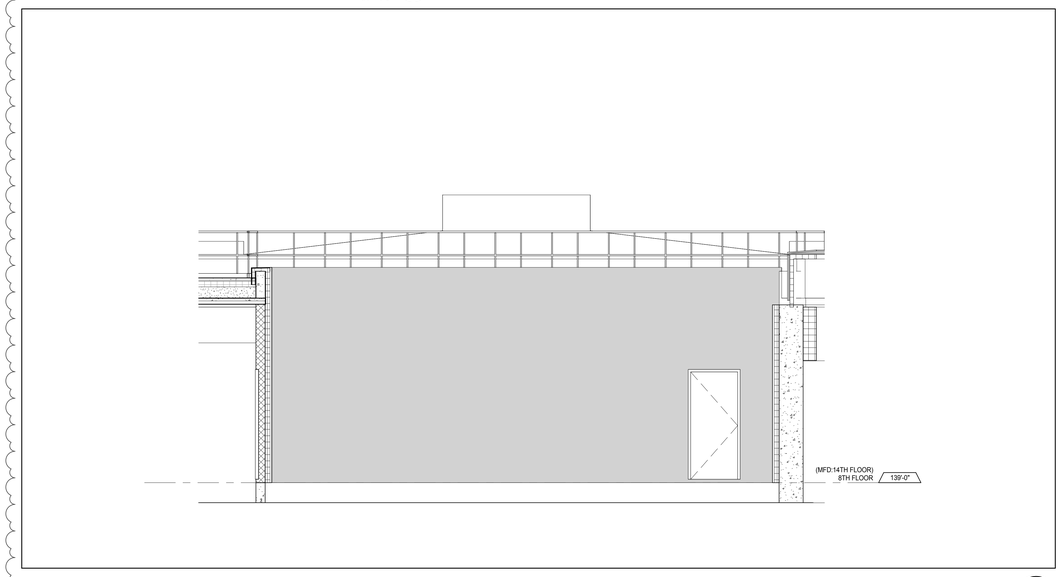

WEST EXTERIOR SERVICE AREA WALL 3
A-471
1/4" = 1'-0"

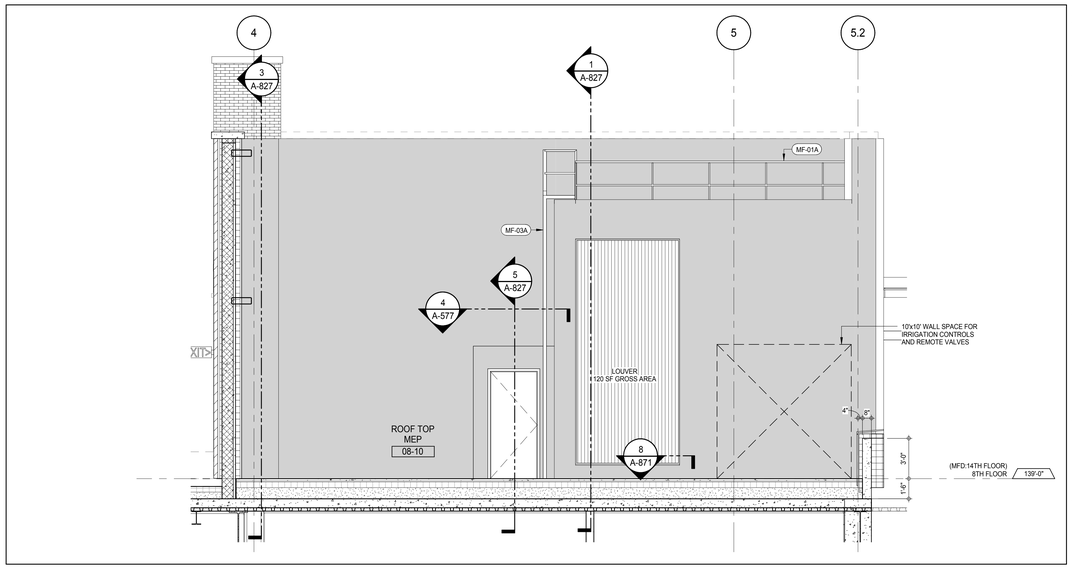

EAST EXTERIOR SERVICE AREA WALL 2
A-466
1/4" = 1'-0"

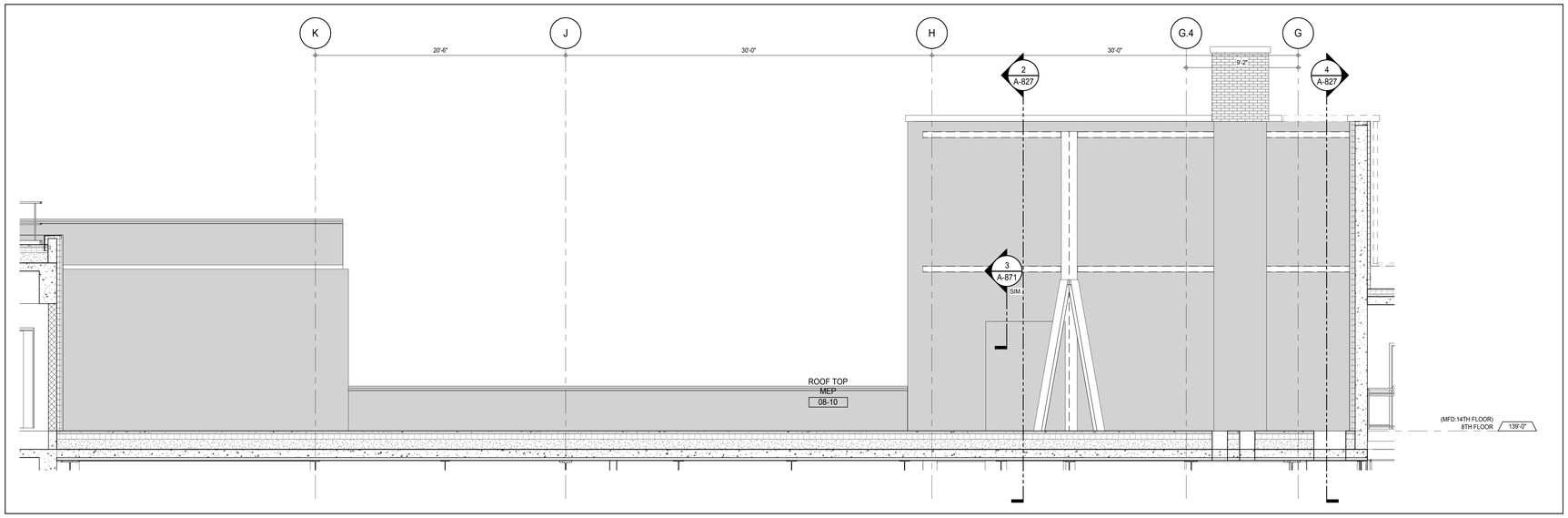

NORTH EXTERIOR SERVICE AREA WALL 1
A-466
1/4" = 1'-0"



KEY PLAN:

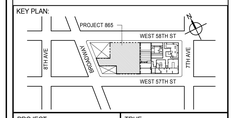

PROJECT NORTH

TRUE NORTH

DEVELOPER:
EXTELL DEVELOPMENT COMPANY
805 THIRD AVENUE, 7TH FLOOR
New York, NY 10022 USA
TEL: 212 712 6000 FAX: 212 712 6100

DESIGN ARCHITECT: Base Building Shell & Core
ADRIAN SMITH + GORDON GILL ARCHITECTURE
111 WEST MONROE STREET SUITE 2300
CHICAGO IL 60603
TEL: 312 920 1888 FAX: 312 920 1775

INTERIOR DESIGNER: Residential
Rottet Architecture and Design Studio, PLLC
298 Fifth Ave, 7th Floor
New York, NY 10001
TEL: 646 998 7000 FAX:

ARCHITECT OF RECORD: Base Building Shell, Core, & Residential
AAI ARCHITECTS, P.C.
401 Wellington St. W., 3rd Floor
Toronto, ON M5V 1E7 Canada
TEL: 416 967 1500 FAX: 416 967 7150

STRUCTURAL ENGINEERS:
WSP CANTOR SEINUK
228 EAST 45th Street
New York, NY 10017 USA
TEL: 212 687 9888 FAX: 646 487 5501

MEP ENGINEERS:
AKF GROUP
165 Broadway, 22nd Floor
New York, NY 10006 USA
TEL: 212 354 5656 FAX: 212 354 5668

GEOTECHNICAL ENGINEERS:
Langan Engineering & Environmental Services
21 Penn Plaza - 360 West 31st Street, 8th Floor
New York, NY 10001-2727
TEL: 212 479 5400 FAX: 212 479 5444

CODE CONSULTANTS:
Construction Consulting Associates
100 Church Street
New York, NY 10007
TEL: 212 385 1818 FAX: 212 385 1911

CURTAINWALL CONSULTANT:
AJLP Consulting
40 Worth Street. Suite 826
New York, NY 10013
TEL: 212 757 5659 FAX: 646 219 8508

LANDMARK/PRESERVATION CONSULTANT:
Jan Hird Pokorny Associates, Inc.
39 West 37th Street, 12A
New York, NY 10018
TEL: 212 759 6462 FAX: 212 759 6540

No.	DESCRIPTION	DATE
1	CD PROGRESS ISSUE 1	15 OCT 14
2	CD PROGRESS ISSUE 2	19 DEC 14
3	D.O.B. SUBMISSION	18 FEB 15
4	CD PROGRESS ISSUE 3	09 MAR 15
	D.O.B. SUBMISSION	27 APR 15
5	CD PROGRESS ISSUE 4	01 JUN 15
6	CD PROGRESS ISSUE 5	10 AUG 15
	D.O.B. AMENDMENT 2	21 SEP 15

NOT FOR BID/CONSTRUCTION

Discrepancies must be reported immediately to the Architect before proceeding. Only figured dimensions are to be used. Contractors must check all dimensions on site. This drawing is protected by copyright.

ALL DIMENSIONS ARE SHOWN IN IMPERIAL.

CONSULTANT:

AAI ARCHITECTS, P.C.

PROJECT:

217 WEST 57TH STREET
NEW YORK, NY

DRAWING TITLE:

EXTERIOR WALL DETAILS - LEVEL 08
SECONDARY CLADDING

SEAL & SIGNATURE:

REGISTERED ARCHITECT
DAVID JAGGER
AA 028881
STATE OF NEW YORK

DATE:	15 OCT 14
PROJECT No:	1216-00
DRAWN: Author	REV:
CHK: Checker	6
SCALE: 1/4" = 1'-0"	
DWG No:	A-826.01
DOB PAGE No:	435 of 569

DOB EMPLOYEE STAMP:

DOB B-SCAN:

DEPT OF BLDGS 421236526 Job Number
E5402099026 Scan Code
36" x 48" Arch E SHEET SIZE
FILE NAME: C:\Revit Local Files\EXTELL-865-AAI-TWR-CNF_Jagger.rvt
PLOT DATE: 8/22/2015 12:28:02 PM

DEPT OF BLDGS 421263825 Job Number
E3S/1466642 Scan Code

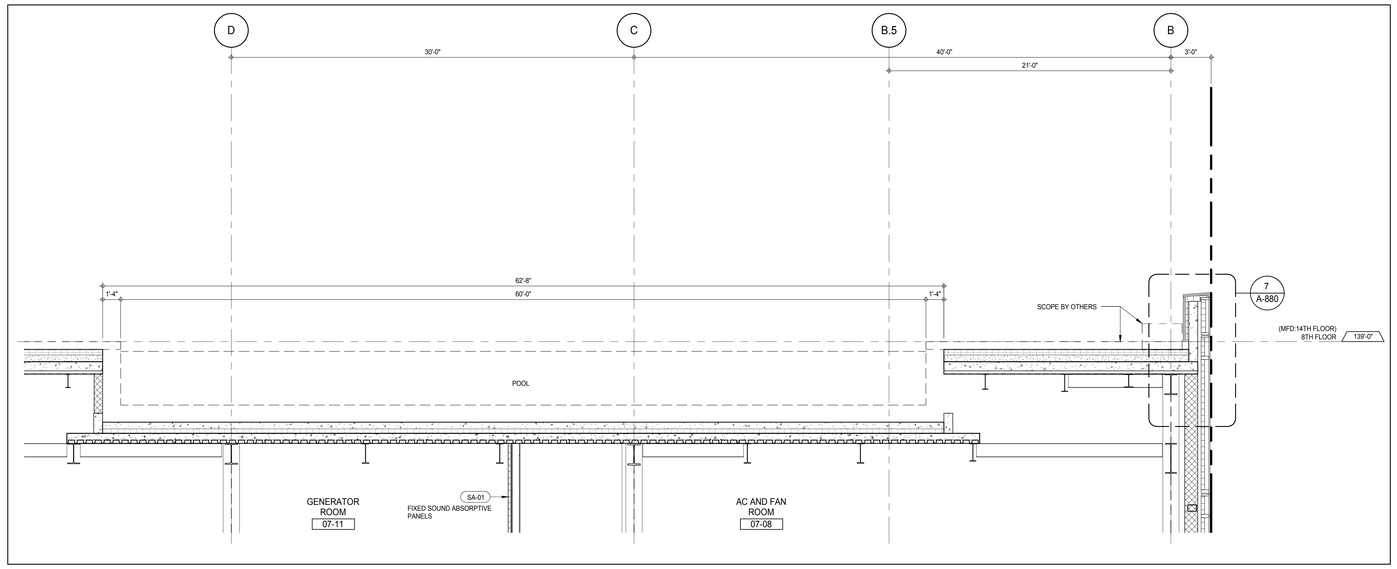

SECTION DETAIL - POOL 6
A-461
1/4" = 1'-0"

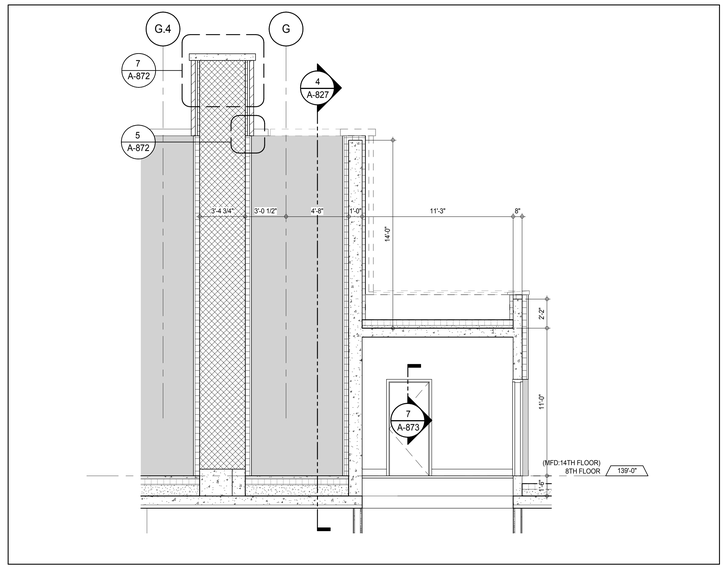

SECTION DETAIL - MECHANICAL ROOF PENETRATION 3
A-469
1/4" = 1'-0"

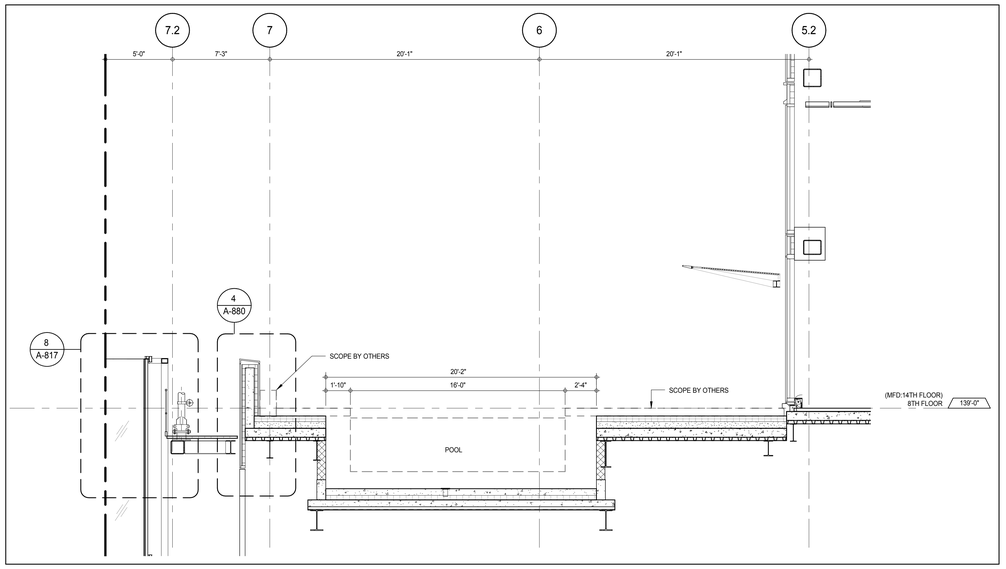

PRINT-A-827-8-1/4"-SECTION DETAIL POOL N-S 8
A-114
1/4" = 1'-0"

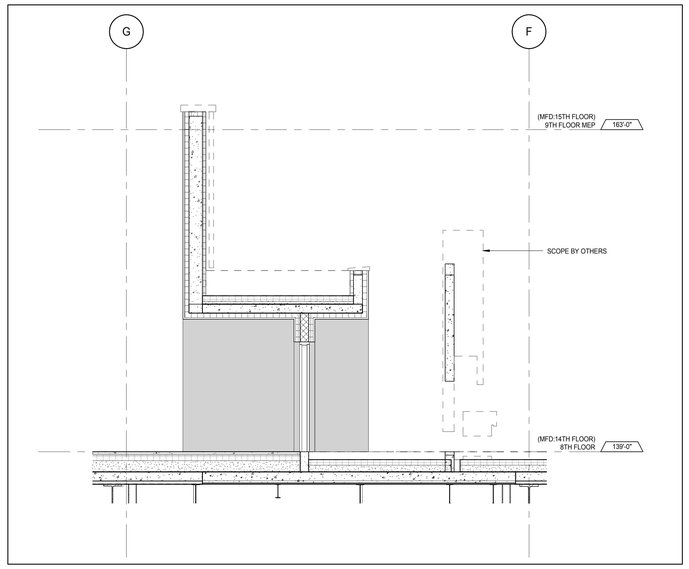

SECTION DETAIL - DOOR UNDER PLANTER 5
A-825
1/4" = 1'-0"

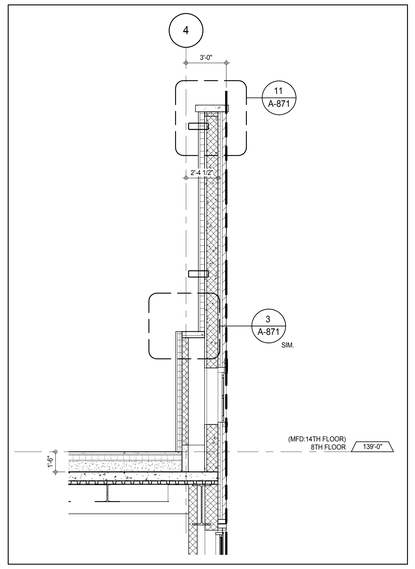

SECTION DETAIL - CLADDING AT LEVEL 8 ROOF 2
A-826
1/4" = 1'-0"

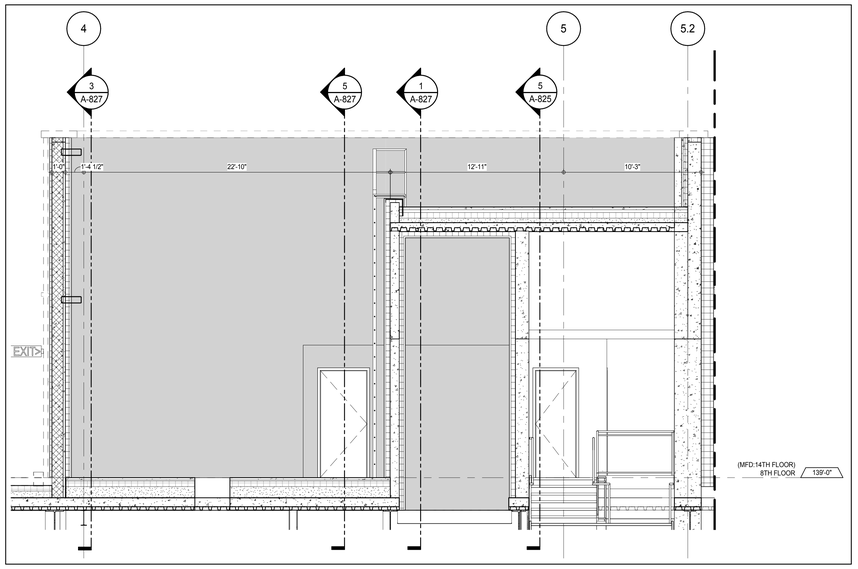

SECTION DETAIL - MECHANICAL ROOF PENETRATION 4
A-469
1/4" = 1'-0"

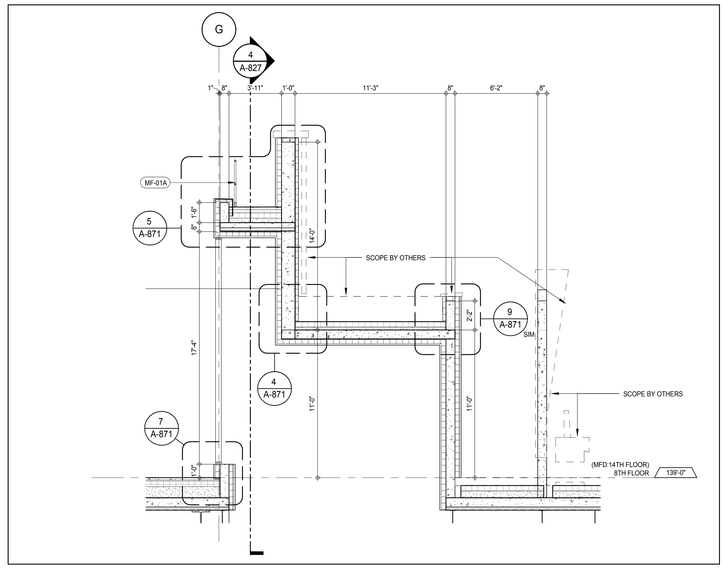

SECTION DETAIL - SECONDARY CLADDING LOUVER - PLANTER WALL AT EXTERIOR AMENITIES 1
A-825
1/4" = 1'-0"



KEY PLAN:

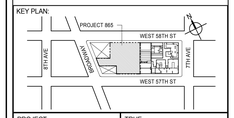

PROJECT NORTH

TRUE NORTH

DEVELOPER:
EXTELL DEVELOPMENT COMPANY
805 THIRD AVENUE, 7TH FLOOR
New York, NY 10022 USA
TEL: 212 712 6000 FAX: 212 712 6100

DESIGN ARCHITECT: Base Building Shell & Core
ADRIAN SMITH + GORDON GILL ARCHITECTURE
111 WEST MONROE STREET SUITE 2300
CHICAGO IL 60603
TEL: 312 920 1888 FAX: 312 920 1775

INTERIOR DESIGNER: Residential
Rottet Architecture and Design Studio, PLLC
298 Fifth Ave, 7th Floor
New York, NY 10001
TEL: 646 998 7000 FAX:

ARCHITECT OF RECORD: Base Building Shell, Core, & Residential
AAI ARCHITECTS, P.C.
401 Wellington St. W., 3rd Floor
Toronto, ON M5V 1E7 Canada
TEL: 416 967 1500 FAX: 416 967 7150

STRUCTURAL ENGINEERS:
WSP CANTOR SEINUK
228 EAST 45th Street
New York, NY 10017 USA
TEL: 212 687 9888 FAX: 646 487 5501

MEP ENGINEERS:
AKF GROUP
165 Broadway, 22nd Floor
New York, NY 10006 USA
TEL: 212 354 5656 FAX: 212 354 5668

GEOTECHNICAL ENGINEERS:
Langan Engineering & Environmental Services
21 Penn Plaza - 360 West 31st Street, 8th Floor
New York, NY 10001-2727
TEL: 212 479 5400 FAX: 212 479 5444

CODE CONSULTANTS:
Construction Consulting Associates
100 Church Street
New York, NY 10007
TEL: 212 385 1818 FAX: 212 385 1911

CURTAINWALL CONSULTANT:
AJLP Consulting
40 Worth Street. Suite 826
New York, NY 10013
TEL: 212 757 5659 FAX: 646 219 8508

LANDMARK/PRESERVATION CONSULTANT:
Jan Hird Pokorny Associates, Inc.
39 West 37th Street, 12A
New York, NY 10018
TEL: 212 759 6462 FAX: 212 759 6540

No.	DESCRIPTION	DATE
1	CD PROGRESS ISSUE 5	10 AUG 15
	D.O.B. AMENDMENT 2	21 SEP 15

NOT FOR BID/CONSTRUCTION

Discrepancies must be reported immediately to the Architect before proceeding. Only figured dimensions are to be used. Contractors must check all dimensions on site. This drawing is protected by copyright.

ALL DIMENSIONS ARE SHOWN IN IMPERIAL.

CONSULTANT:

AAI ARCHITECTS, P.C.

PROJECT:

217 WEST 57TH STREET
NEW YORK, NY

DRAWING TITLE:

EXTERIOR WALL DETAILS - LEVEL 08
SECONDARY CLADDING

SEAL & SIGNATURE:

REGISTERED ARCHITECT DAVID JAMES HIRD AA 028581 STATE OF NEW YORK

DATE:	10 AUG 15
PROJECT No:	1216-00
DRAWN: Author	REV: 1
CHK: Checker	
SCALE: 1/4" = 1'-0"	
DWG No:	A-827.00
DOB PAGE No:	436 of 569

DOB EMPLOYEE STAMP:

DOB B-SCAN:

36" x 48" Arch E SHEET SIZE
FILE NAME: C:\Revit Local Files\EXTELL-865-AAI-TVR-CNF_hwilliams.rvt
PLOT DATE: 9/22/2015 12:28:41 PM

DEPT OF BLDGS 421263426 Job Number
E3677364955 Scan Code

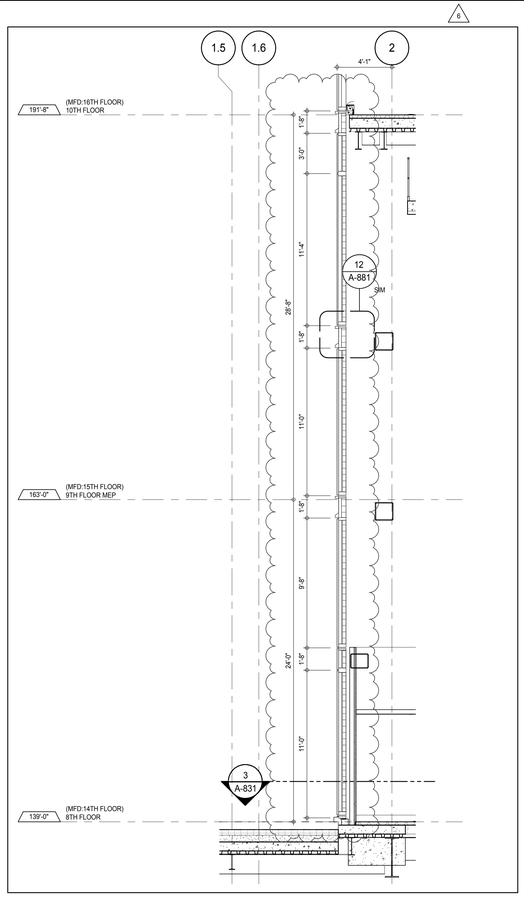

SECTION DETAIL - 8TH FLOOR- NORTH 11
A-828
1/4" = 1'-0"

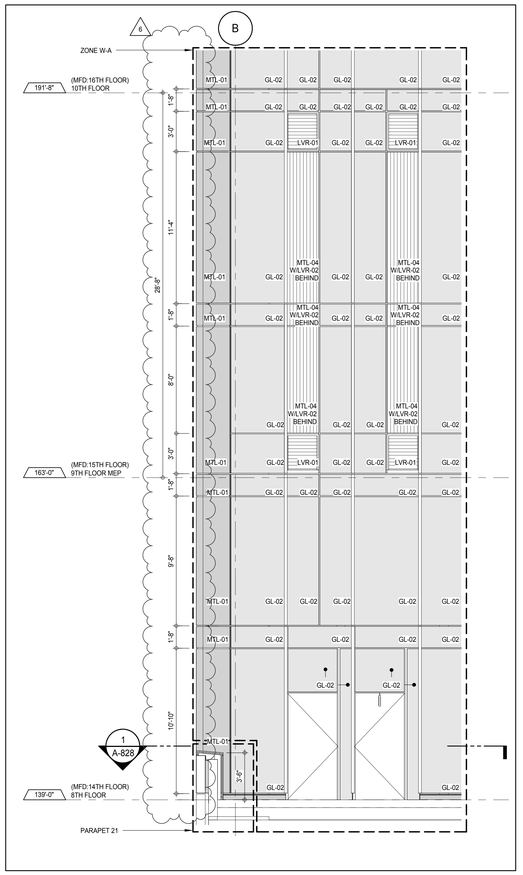

ELEVATION DETAIL - NORTH 9
A-211
1/4" = 1'-0"

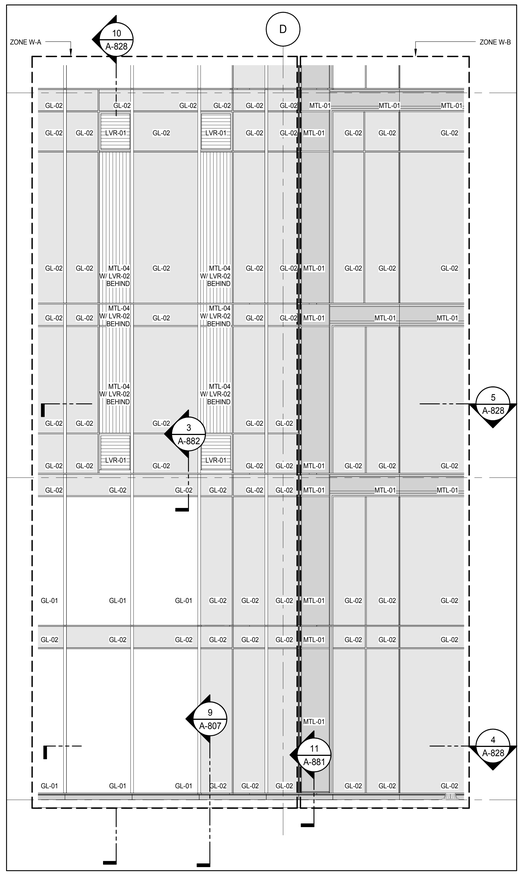

ELEVATION DETAIL - NORTH 6
A-211
1/4" = 1'-0"

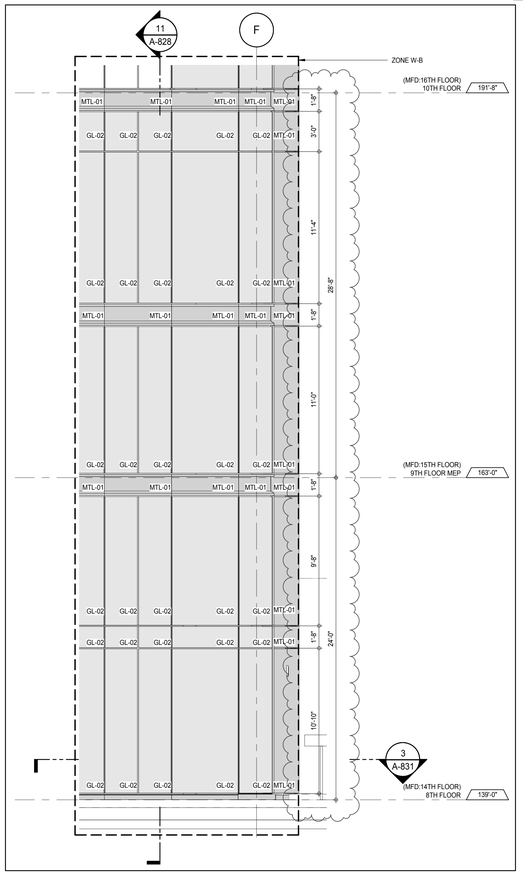

ELEVATION DETAIL - NORTH 3
A-211
1/4" = 1'-0"

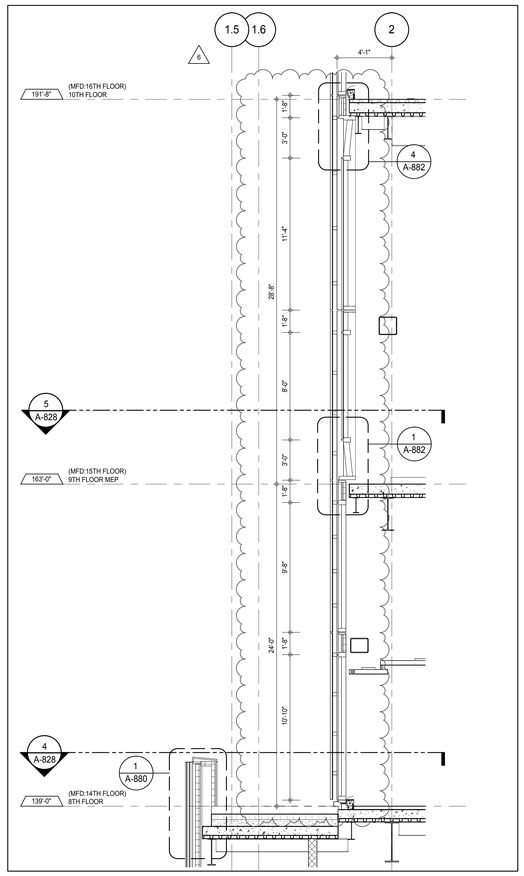

SECTION DETAIL - 8TH FLOOR - NORTH 10
A-828
1/4" = 1'-0"

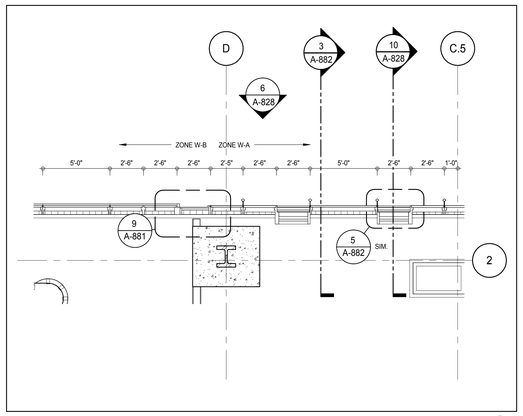

PLAN DETAIL - 9TH FLOOR - NORTH 5
A-116
1/4" = 1'-0"

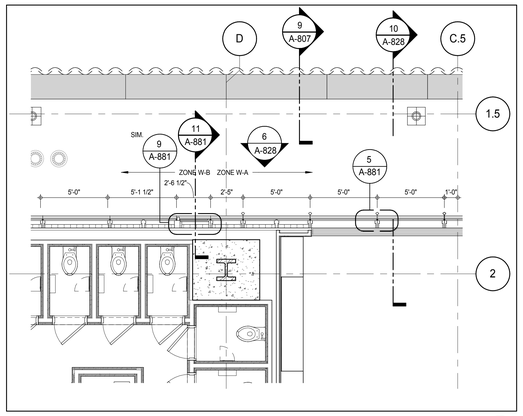

PLAN DETAIL - 8TH FLOOR - NORTH 4
A-468
1/4" = 1'-0"

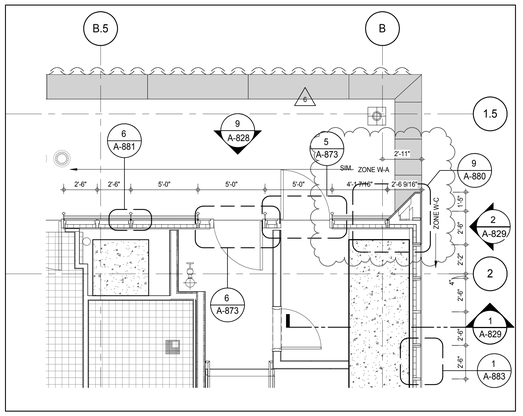

PLAN DETAIL - 8TH FLOOR - NORTH 1
A-460
1/4" = 1'-0"



KEY PLAN:

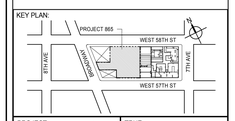

PROJECT NORTH

TRUE NORTH

DEVELOPER:
EXTELL DEVELOPMENT COMPANY
805 THIRD AVENUE, 7TH FLOOR
New York, NY 10022 USA
TEL: 212 712 6000 FAX: 212 712 6100

DESIGN ARCHITECT: Base Building Shell & Core
ADRIAN SMITH + GORDON GILL ARCHITECTURE
111 WEST MONROE STREET SUITE 2300
CHICAGO IL 60603
TEL: 312 920 1888 FAX: 312 920 1775

INTERIOR DESIGNER: Residential
Rottet Architecture and Design Studio, PLLC
298 Fifth Ave, 7th Floor
New York, NY 10001
TEL: 646 998 7000 FAX:

ARCHITECT OF RECORD: Base Building Shell, Core, & Residential
AAI ARCHITECTS, P.C.
401 Wellington St. W., 3rd Floor
Toronto, ON M5V 1E7 Canada
TEL: 416 967 1500 FAX: 416 967 7150

STRUCTURAL ENGINEERS:
WSP CANTOR SEINUK
228 EAST 45th Street
New York, NY 10017 USA
TEL: 212 687 9888 FAX: 646 487 5501

MEP ENGINEERS:
AKF GROUP
165 Broadway, 22nd Floor
New York, NY 10006 USA
TEL: 212 354 5656 FAX: 212 354 5668

GEOTECHNICAL ENGINEERS:
Langan Engineering & Environmental Services
21 Penn Plaza - 360 West 31st Street, 8th Floor
New York, NY 10001-2727
TEL: 212 479 5400 FAX: 212 479 5444

CODE CONSULTANTS:
Construction Consulting Associates
100 Church Street
New York, NY 10007
TEL: 212 385 1818 FAX: 212 385 1911

CURTAINWALL CONSULTANT:
AJLP Consulting
40 Worth Street. Suite 826
New York, NY 10013
TEL: 212 757 5659 FAX: 646 219 8508

LANDMARK/PRESERVATION CONSULTANT:
Jan Hird Pokorny Associates, Inc.
39 West 37th Street, 12A
New York, NY 10018
TEL: 212 759 6462 FAX: 212 759 6540

No.	DESCRIPTION	DATE
1	CD PROGRESS ISSUE 1	15 OCT 14
2	CD PROGRESS ISSUE 2	19 DEC 14
3	D.O.B. SUBMISSION	18 FEB 15
4	CD PROGRESS ISSUE 3	09 MAR 15
	D.O.B. SUBMISSION	27 APR 15
5	CD PROGRESS ISSUE 4	01 JUN 15
6	CD PROGRESS ISSUE 5	10 AUG 15
	D.O.B. AMENDMENT 2	21 SEP 15

0 2' - 0" 4' - 0" 8' - 0"

NOT FOR BID/CONSTRUCTION

Discrepancies must be reported immediately to the Architect before proceeding. Only figured dimensions are to be used. Contractors must check all dimensions on site. This drawing is protected by copyright.

ALL DIMENSIONS ARE SHOWN IN IMPERIAL.

CONSULTANT:

AAI ARCHITECTS, P.C.

PROJECT:

217 WEST 57TH STREET
NEW YORK, NY

DRAWING TITLE:

EXTERIOR WALL DETAILS - T1 - NORTH

SEAL & SIGNATURE:

REGISTERED ARCHITECT JOHN DAVID JANSSEN No. 028881 STATE OF NEW YORK

DATE:	15 OCT 14
PROJECT No:	1216-00
DRAWN: Author	REV:
CHK: Checker	6
SCALE: 1/4" = 1'-0"	
DWG No:	A-828.01
DOB PAGE No:	437 of 569

DOB EMPLOYEE STAMP:

DOB B-SCAN:

36" x 48" Arch E SHEET SIZE
FILE NAME: C:\Revit Local Files\EXTELL-865-AAI-TVR-CNF_Jsellstrom.rvt
PLOT DATE: 9/22/2015 12:29:14 PM

DEPT OF BLDGS 421263505 Job Number
E365335045 Scan Code

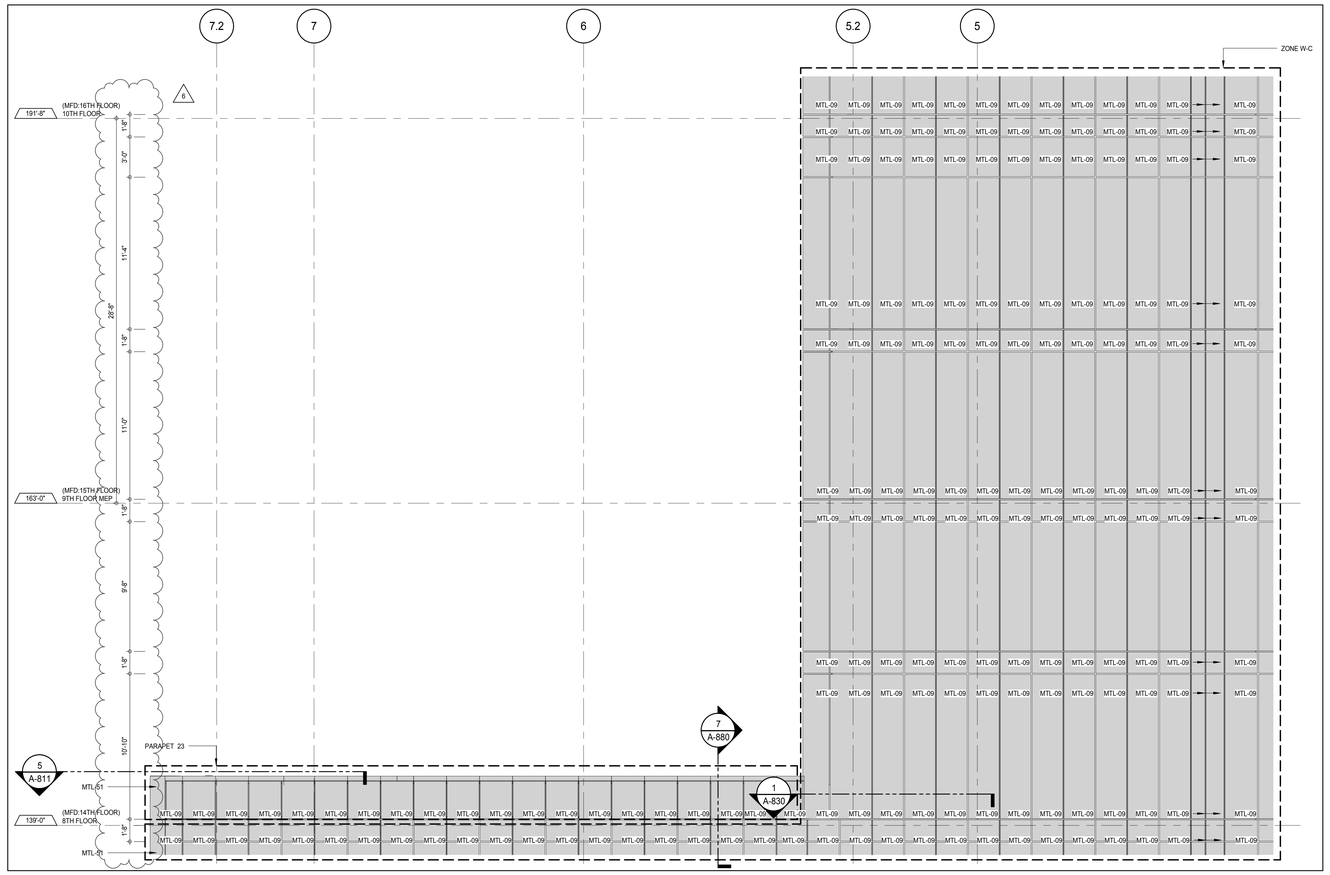

ELEVATION DETAIL - EAST 4
A-221
1/4" = 1'-0"

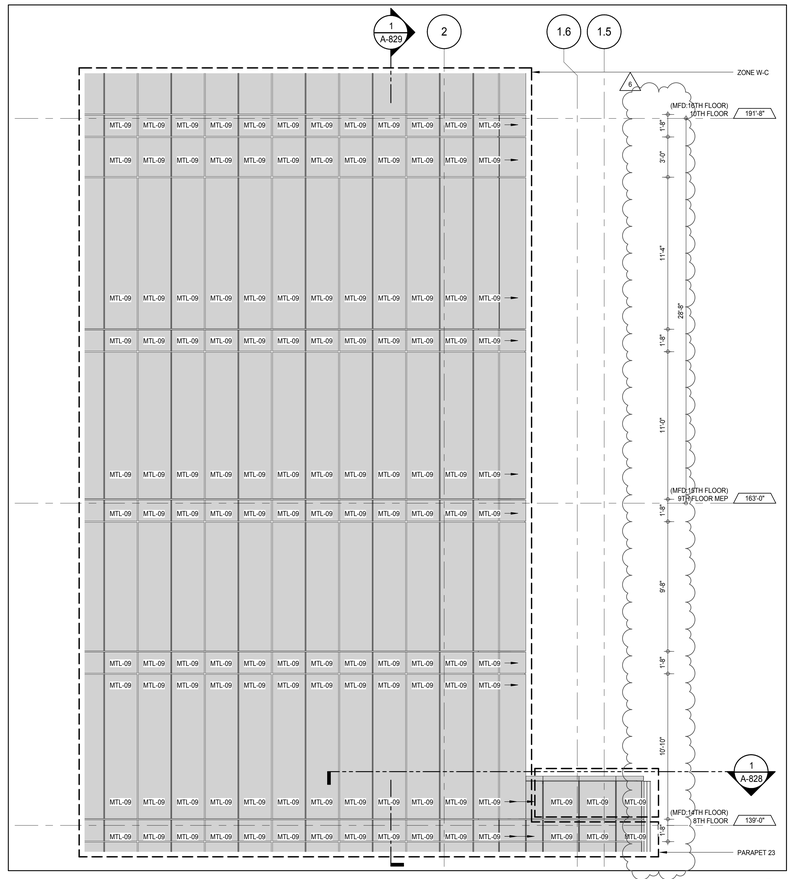

ELEVATION DETAIL - EAST 2
A-221
1/4" = 1'-0"

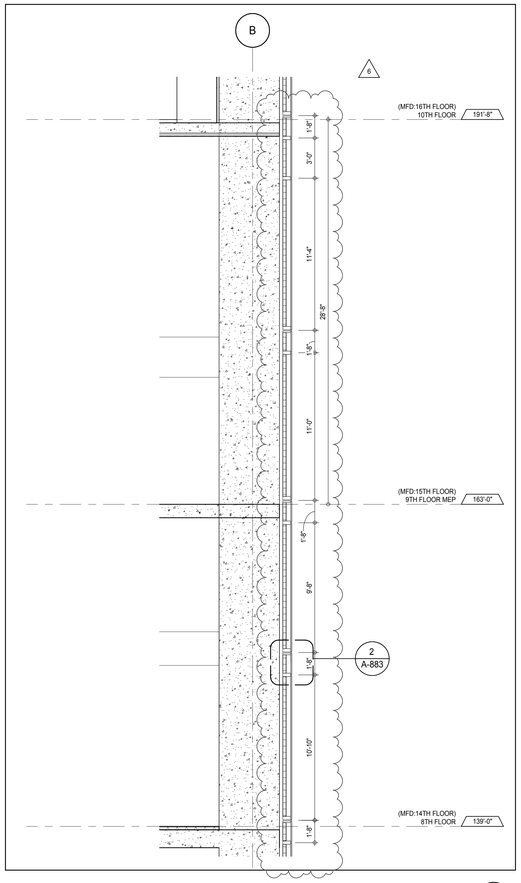

SECTION DETAIL - 8TH FLOOR - EAST 1
A-828
1/4" = 1'-0"



KEY PLAN:

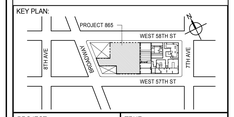

PROJECT NORTH

TRUE NORTH

DEVELOPER:
EXTELL DEVELOPMENT COMPANY
805 THIRD AVENUE, 7TH FLOOR
New York, NY 10022 USA
TEL: 212 712 6000 FAX: 212 712 6100

DESIGN ARCHITECT: Base Building Shell & Core
ADRIAN SMITH + GORDON GILL ARCHITECTURE
111 WEST MONROE STREET SUITE 2300
CHICAGO IL 60603
TEL: 312 920 1888 FAX: 312 920 1775

INTERIOR DESIGNER: Residential
Rottet Architecture and Design Studio, PLLC
298 Fifth Ave, 7th Floor
New York, NY 10001
TEL: 646 998 7000 FAX:

ARCHITECT OF RECORD: Base Building Shell, Core, & Residential
AAI ARCHITECTS, P.C.
401 Wellington St. W., 3rd Floor
Toronto, ON M5V 1E7 Canada
TEL: 416 967 1500 FAX: 416 967 7150

STRUCTURAL ENGINEERS:
WSP CANTOR SEINUK
228 EAST 45th Street
New York, NY 10017 USA
TEL: 212 687 9888 FAX: 646 487 5501

MEP ENGINEERS:
AKF GROUP
165 Broadway, 22nd Floor
New York, NY 10006 USA
TEL: 212 354 5656 FAX: 212 354 5668

GEOTECHNICAL ENGINEERS:
Langan Engineering & Environmental Services
21 Penn Plaza - 360 West 31st Street, 8th Floor
New York, NY 10001-2727
TEL: 212 479 5400 FAX: 212 479 5444

CODE CONSULTANTS:
Construction Consulting Associates
100 Church Street
New York, NY 10007
TEL: 212 385 1818 FAX: 212 385 1911

CURTAINWALL CONSULTANT:
AJLP Consulting
40 Worth Street. Suite 826
New York, NY 10013
TEL: 212 757 5659 FAX: 646 219 8508

LANDMARK/PRESERVATION CONSULTANT:
Jan Hird Pokorny Associates, Inc.
39 West 37th Street, 12A
New York, NY 10018
TEL: 212 759 6462 FAX: 212 759 6540

No.	DESCRIPTION	DATE
1	CD PROGRESS ISSUE 1	15 OCT 14
2	CD PROGRESS ISSUE 2	19 DEC 14
3	D.O.B. SUBMISSION	18 FEB 15
4	CD PROGRESS ISSUE 3	09 MAR 15
	D.O.B. SUBMISSION	27 APR 15
5	CD PROGRESS ISSUE 4	01 JUN 15
6	CD PROGRESS ISSUE 5	10 AUG 15
	D.O.B. AMENDMENT 2	21 SEP 15

0 2' - 0" 4' - 0" 8' - 0"

NOT FOR BID/CONSTRUCTION

Discrepancies must be reported immediately to the Architect before proceeding. Only figured dimensions are to be used. Contractors must check all dimensions on site. This drawing is protected by copyright.

ALL DIMENSIONS ARE SHOWN IN IMPERIAL.

CONSULTANT:
AAI ARCHITECTS, P.C.

PROJECT:
217 WEST 57TH STREET
NEW YORK, NY

DRAWING TITLE:
EXTERIOR WALL DETAILS - T1 - EAST

SEAL & SIGNATURE:
REGISTERED ARCHITECT
WILLIAM DAVID JAMES
028883
STATE OF NEW YORK

DATE:	15 OCT 14
PROJECT No:	1216-00
DRAWN: Author	REV:
CHK: Checker	6
SCALE: 1/4" = 1'-0"	
DWG No:	A-829.01
DOB PAGE No:	438 of 569

DOB EMPLOYEE STAMP:

DOB B-SCAN:

36" x 48" Arch E SHEET SIZE
FILE NAME: C:\Revit Local Files\EXTELL-865-AAI-TWR-CNF_hadams.rvt
PLOT DATE: 9/22/2015 12:25:57 PM

DEPT OF BLDGS 421208305 Job Number
E3449707883 Scan Code

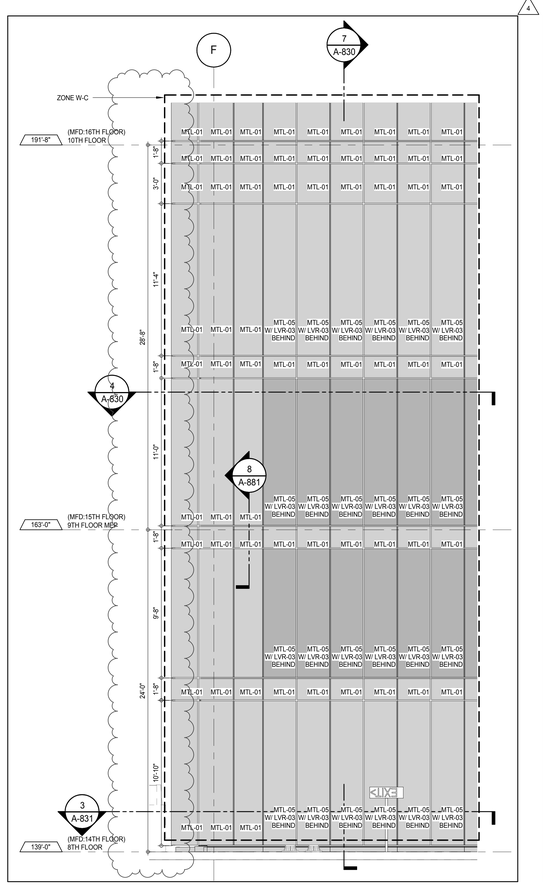

ELEVATION DETAIL - SOUTH 8
A-216
1/4" = 1'-0"

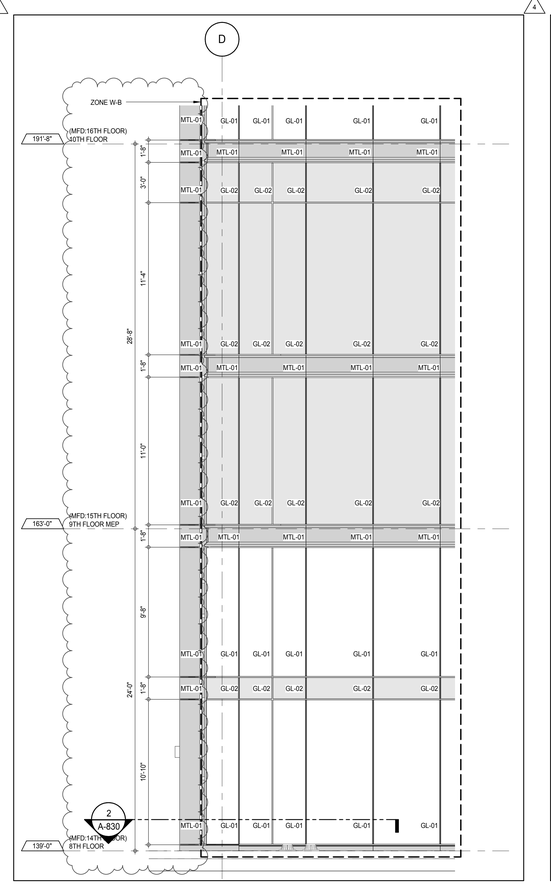

ELEVATION DETAIL - SOUTH 6
A-216
1/4" = 1'-0"

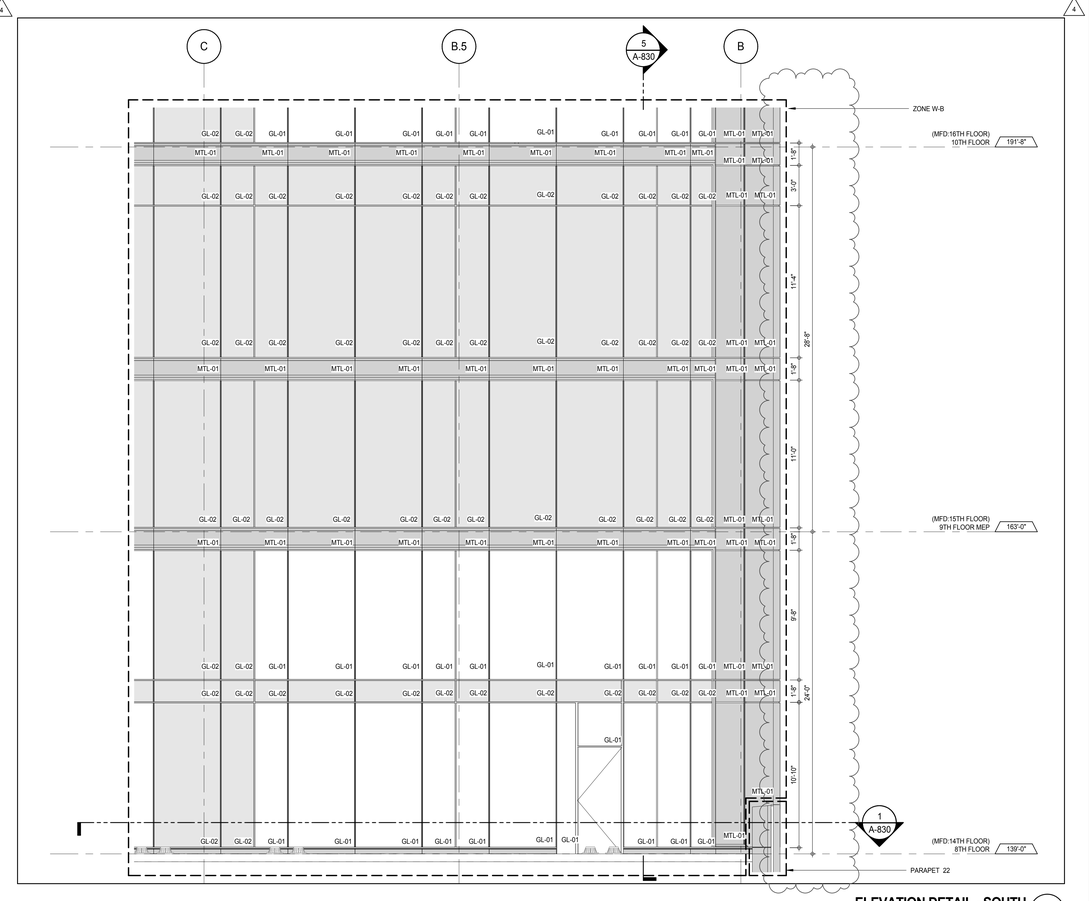

ELEVATION DETAIL - SOUTH 3
A-216
1/4" = 1'-0"

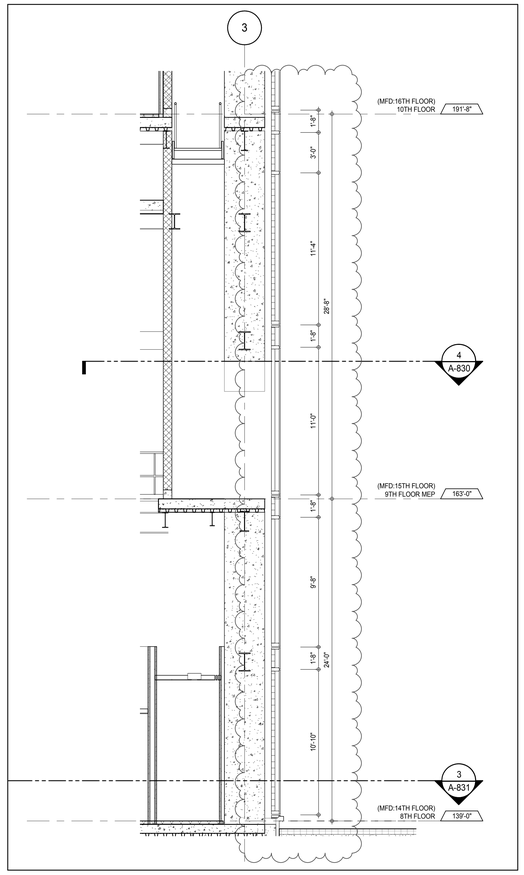

SECTION DETAIL - 8TH FLOOR - SOUTH 7
A-830
1/4" = 1'-0"

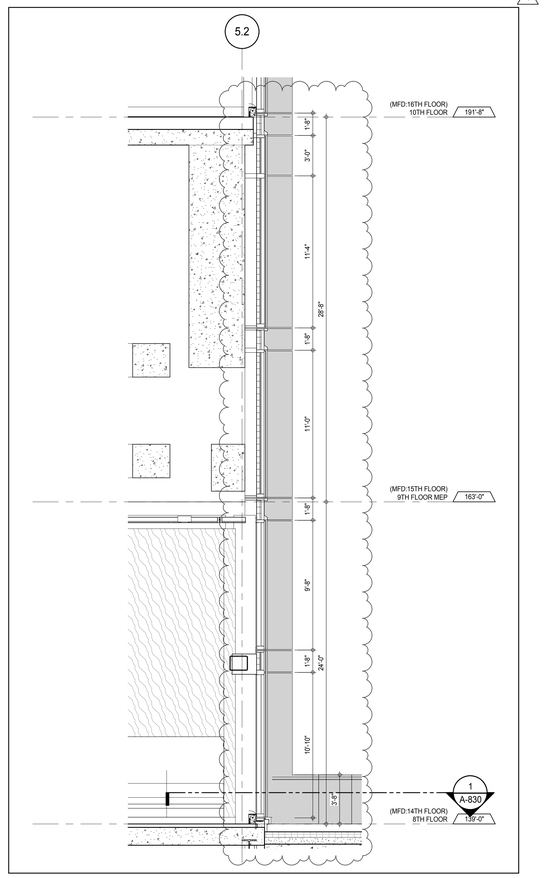

SECTION DETAIL - 8TH FLOOR - SOUTH 5
A-830
1/4" = 1'-0"

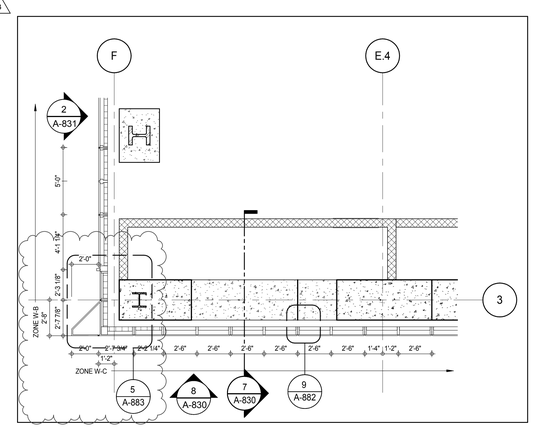

PLAN DETAIL - 9TH FLOOR - SOUTH WEST 4
A-215
1/4" = 1'-0"

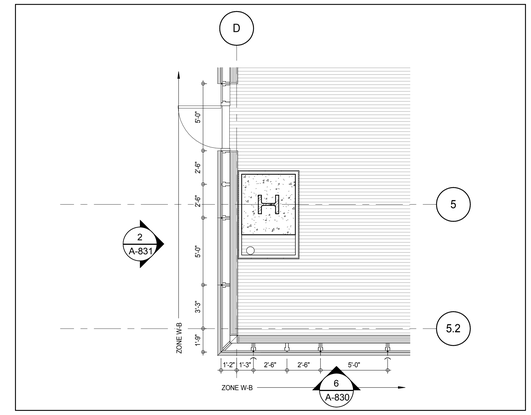

PLAN DETAIL - 8TH FLOOR - SOUTH WEST 2
A-114
1/4" = 1'-0"

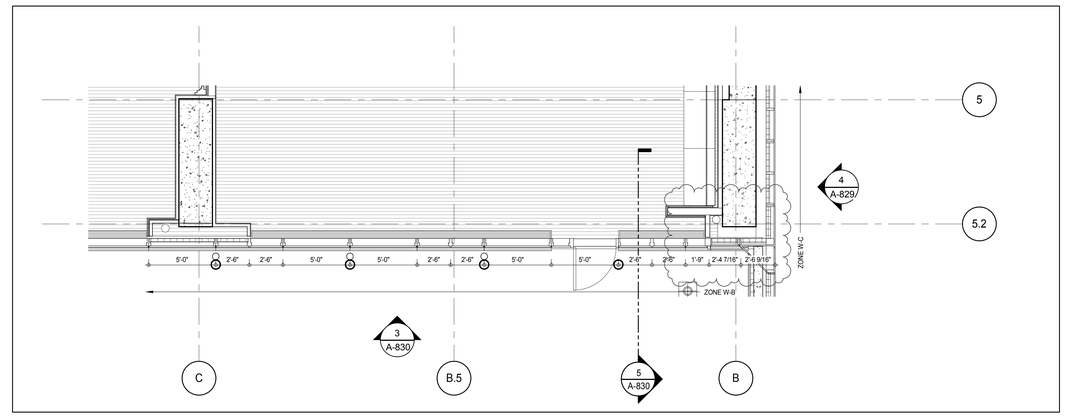

PLAN DETAIL - 8TH FLOOR - SOUTH EAST 1
A-114
1/4" = 1'-0"



KEY PLAN:

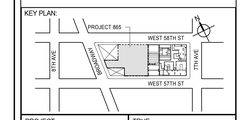

PROJECT NORTH | TRUE NORTH

DEVELOPER:
EXTELL DEVELOPMENT COMPANY
805 THIRD AVENUE, 7TH FLOOR
New York, NY 10022 USA
TEL: 212 712 6000 FAX: 212 712 6100

DESIGN ARCHITECT: Base Building Shell & Core
ADRIAN SMITH + GORDON GILL ARCHITECTURE
111 WEST MONROE STREET SUITE 2300
CHICAGO IL 60603
TEL: 312 920 1888 FAX: 312 920 1775

INTERIOR DESIGNER: Residential
Rottet Architecture and Design Studio, PLLC
298 Fifth Ave, 7th Floor
New York, NY 10001
TEL: 646 998 7000 FAX:

ARCHITECT OF RECORD: Base Building Shell, Core, & Residential
AAI ARCHITECTS, P.C.
401 Wellington St. W., 3rd Floor
Toronto, ON M5V 1E7 Canada
TEL: 416 967 1500 FAX: 416 967 7150

STRUCTURAL ENGINEERS:
WSP CANTOR SEINUK
228 EAST 45th Street
New York, NY 10017 USA
TEL: 212 687 9888 FAX: 646 487 5501

MEP ENGINEERS:
AKF GROUP
165 Broadway, 22nd Floor
New York, NY 10006 USA
TEL: 212 354 5656 FAX: 212 354 5668

GEOTECHNICAL ENGINEERS:
Langan Engineering & Environmental Services
21 Penn Plaza - 360 West 31st Street, 8th Floor
New York, NY 10001-2727
TEL: 212 479 5400 FAX: 212 479 5444

CODE CONSULTANTS:
Construction Consulting Associates
100 Church Street
New York, NY 10007
TEL: 212 385 1818 FAX: 212 385 1911

CURTAINWALL CONSULTANT:
AJLP Consulting
40 Worth Street. Suite 826
New York, NY 10013
TEL: 212 757 5659 FAX: 646 219 8508

LANDMARK/PRESERVATION CONSULTANT:
Jan Hird Pokorny Associates, Inc.
39 West 37th Street, 12A
New York, NY 10018
TEL: 212 759 6462 FAX: 212 759 6540

No.	DESCRIPTION	DATE
1	D.O.B. SUBMISSION	18 FEB 15
2	CD PROGRESS ISSUE 3	09 MAR 15
	D.O.B. SUBMISSION	27 APR 15
3	CD PROGRESS ISSUE 4	01 JUN 15
4	CD PROGRESS ISSUE 5	10 AUG 15
	D.O.B. AMENDMENT 2	21 SEP 15

0 2' - 0" 4' - 0" 8' - 0"

NOT FOR BID/CONSTRUCTION

Discrepancies must be reported immediately to the Architect before proceeding. Only figured dimensions are to be used. Contractors must check all dimensions on site. This drawing is protected by copyright.

ALL DIMENSIONS ARE SHOWN IN IMPERIAL.

CONSULTANT:
AAI ARCHITECTS, P.C.

PROJECT:
217 WEST 57TH STREET
NEW YORK, NY

DRAWING TITLE:
EXTERIOR WALL DETAILS - T1 - SOUTH

SEAL & SIGNATURE:
REGISTERED ARCHITECT WILLIAE DAVID JAMES 028881 STATE OF NEW YORK

DATE:	18 FEB 15
PROJECT No:	1216-00
DRAWN: Author	REV: 4
CHK: Checker	
SCALE: 1/4" = 1'-0"	
DWG No:	A-830.01
DOB PAGE No:	439 of 569

DOB EMPLOYEE STAMP: DOB B-SCAN:

36" x 48" Arch E SHEET SIZE

FILE NAME: C:\Revit Local Files\EXTELL-865-AAI-TWR-CNF_hadams.rvt
PLOT DATE: 9/28/2015 12:25:12 PM

DEPT OF BLDGS 421263825 Job Number
E327543435225 Scan Code

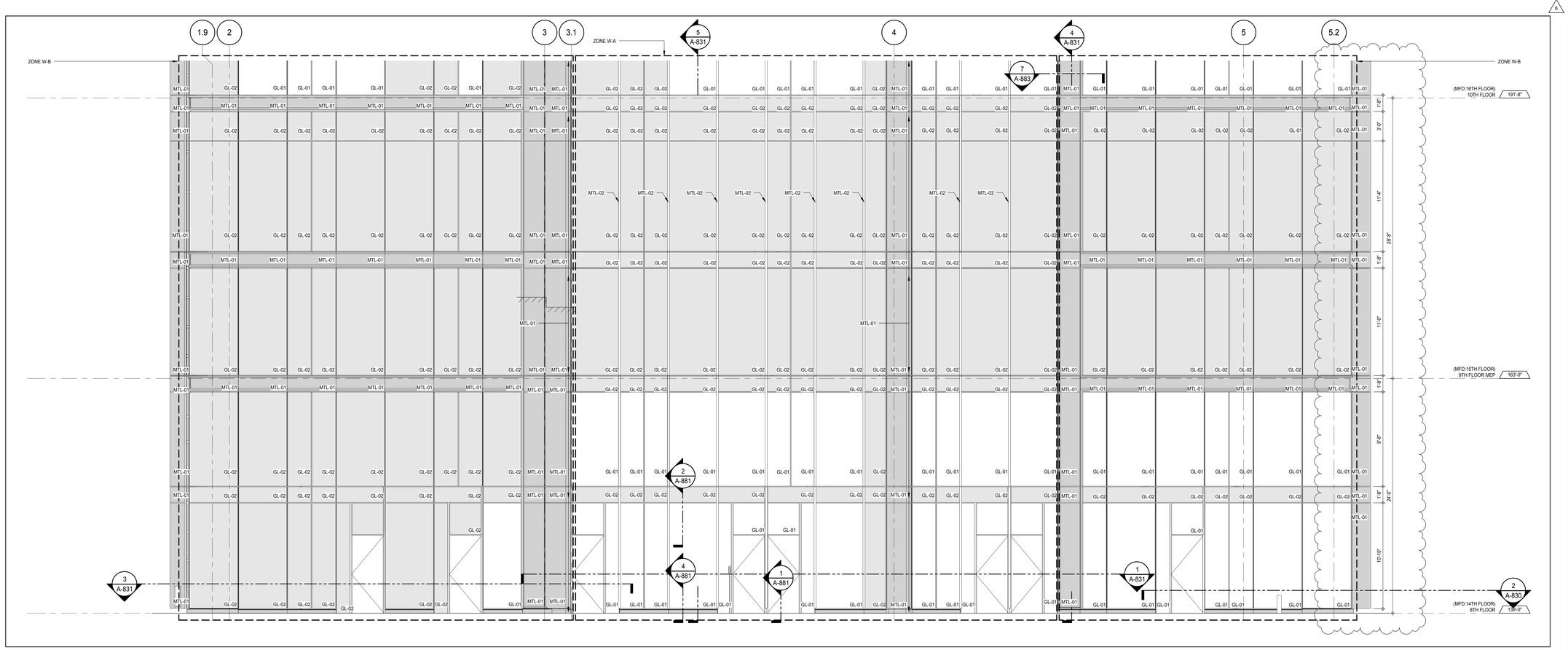

ELEVATION DETAIL - WEST 2
A-226
1/4" = 1'-0"

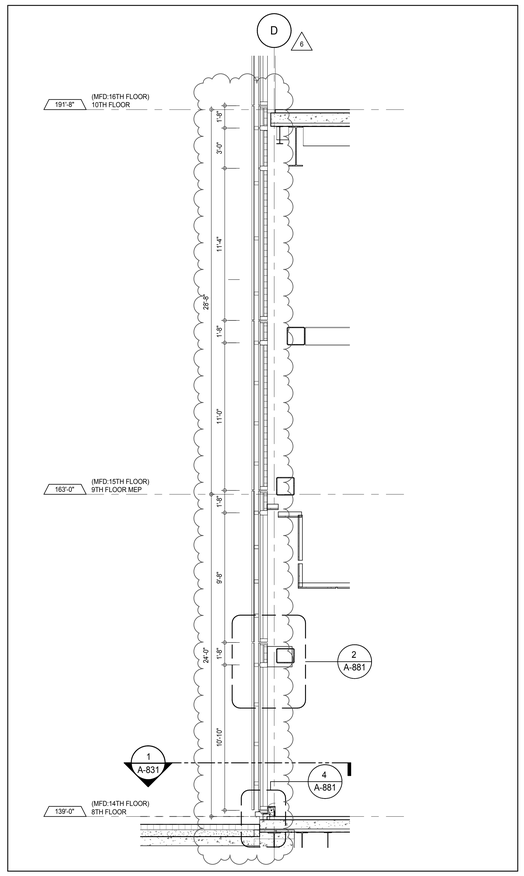

SECTION DETAIL - 8TH FLOOR - WEST 5
A-831
1/4" = 1'-0"

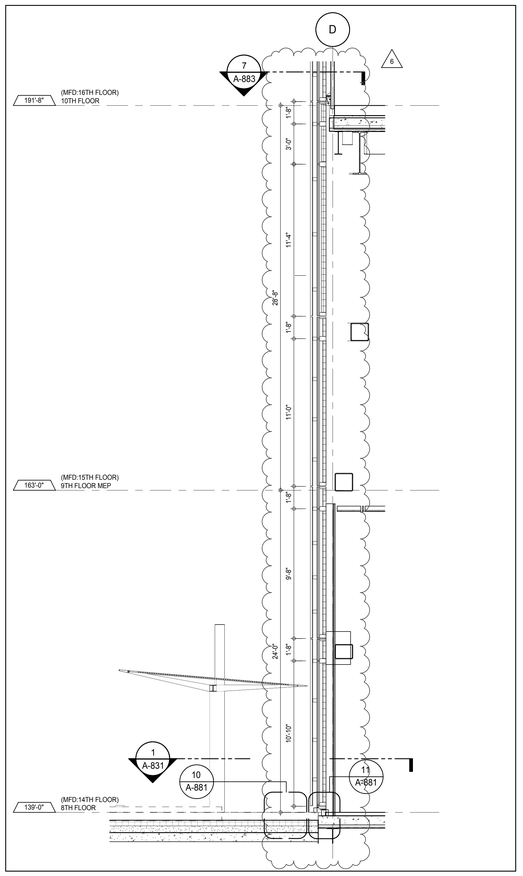

SECTION DETAIL - 8TH FLOOR - WEST 4
A-114
1/4" = 1'-0"

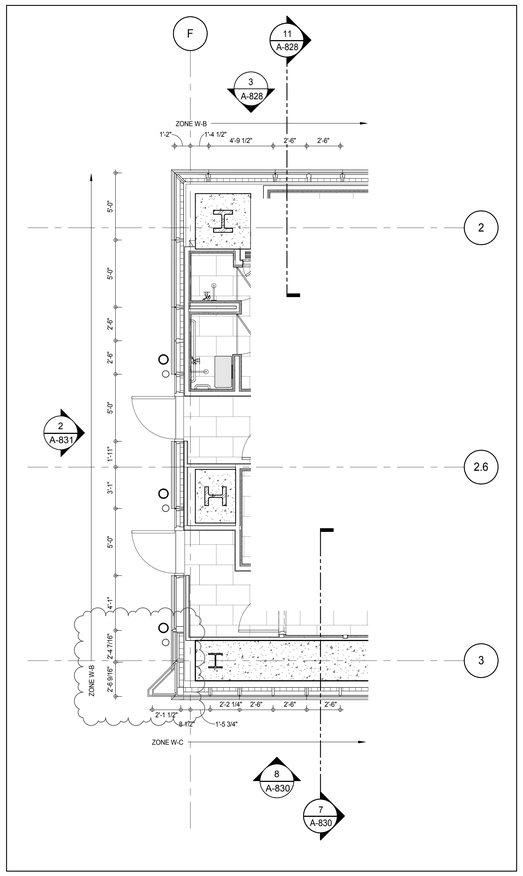

PLAN DETAIL - 8TH FLOOR - SOUTH WEST 3
A-114
1/4" = 1'-0"

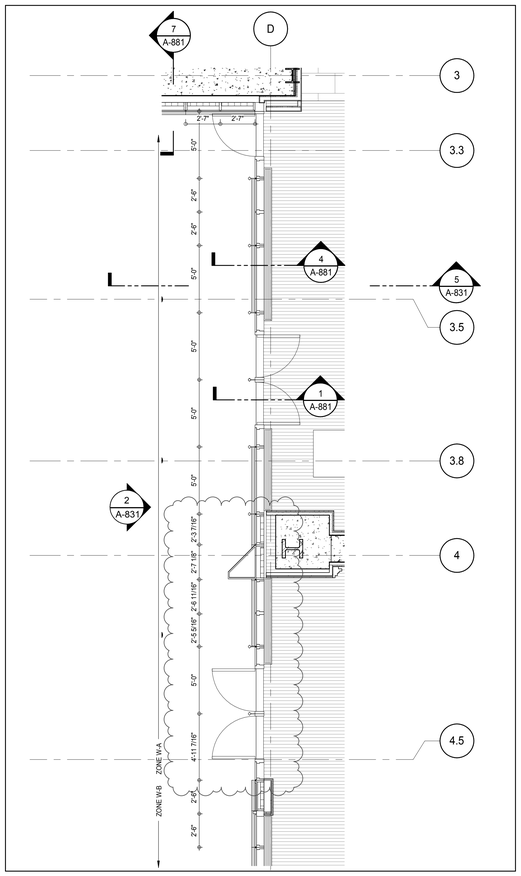

PLAN DETAIL - 8TH FLOOR - WEST 1
A-114
1/4" = 1'-0"

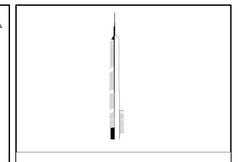

KEY PLAN:

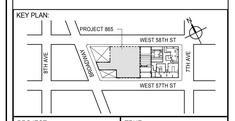

PROJECT NORTH | TRUE NORTH

DEVELOPER:
EXTELL DEVELOPMENT COMPANY
805 THIRD AVENUE, 7TH FLOOR
New York, NY 10022 USA
TEL: 212 712 6000 FAX: 212 712 6100

DESIGN ARCHITECT: Base Building Shell & Core
ADRIAN SMITH + GORDON GILL ARCHITECTURE
111 WEST MONROE STREET SUITE 2300
CHICAGO IL 60603
TEL: 312 920 1888 FAX: 312 920 1775

INTERIOR DESIGNER: Residential
Rottet Architecture and Design Studio, PLLC
298 Fifth Ave, 7th Floor
New York, NY 10001
TEL: 646 998 7000 FAX:

ARCHITECT OF RECORD: Base Building Shell, Core, & Residential
AAI ARCHITECTS, P.C.
401 Wellington St. W., 3rd Floor
Toronto, ON M5V 1E7 Canada
TEL: 416 967 1500 FAX: 416 967 7150

STRUCTURAL ENGINEERS:
WSP CANTOR SEINUK
228 EAST 45th Street
New York, NY 10017 USA
TEL: 212 687 9888 FAX: 646 487 5501

MEP ENGINEERS:
AKF GROUP
165 Broadway, 22nd Floor
New York, NY 10006 USA
TEL: 212 354 5656 FAX: 212 354 5668

GEOTECHNICAL ENGINEERS:
Langan Engineering & Environmental Services
21 Penn Plaza - 360 West 31st Street, 8th Floor
New York, NY 10001-2727
TEL: 212 479 5400 FAX: 212 479 5444

CODE CONSULTANTS:
Construction Consulting Associates
100 Church Street
New York, NY 10007
TEL: 212 385 1818 FAX: 212 385 1911

CURTAINWALL CONSULTANT:
AJLP Consulting
40 Worth Street. Suite 826
New York, NY 10013
TEL: 212 757 5659 FAX: 646 219 8508

LANDMARK/PRESERVATION CONSULTANT:
Jan Hird Pokorny Associates, Inc.
39 West 37th Street, 12A
New York, NY 10018
TEL: 212 759 6462 FAX: 212 759 6540

No.	DESCRIPTION	DATE
1	CD PROGRESS ISSUE 1	15 OCT 14
2	CD PROGRESS ISSUE 2	19 DEC 14
3	D.O.B. SUBMISSION	18 FEB 15
4	CD PROGRESS ISSUE 3	09 MAR 15
	D.O.B. SUBMISSION	27 APR 15
5	CD PROGRESS ISSUE 4	01 JUN 15
6	CD PROGRESS ISSUE 5	10 AUG 15
	D.O.B. AMENDMENT 2	21 SEP 15

0 2'-0" 4'-0" 8'-0"

NOT FOR BID/CONSTRUCTION

Discrepancies must be reported immediately to the Architect before proceeding. Only figured dimensions are to be used. Contractors must check all dimensions on site. This drawing is protected by copyright.

ALL DIMENSIONS ARE SHOWN IN IMPERIAL.

CONSULTANT:
AAI ARCHITECTS, P.C.

PROJECT:
217 WEST 57TH STREET
NEW YORK, NY

DRAWING TITLE:
EXTERIOR WALL DETAILS - T1 - WEST

SEAL & SIGNATURE:



DATE:	15 OCT 14
PROJECT No:	1216-00
DRAWN: Author	REV: 6
CHK: Checker	
SCALE: 1/4" = 1'-0"	
DWG No:	A-831.01
DOB PAGE No:	440 of 569

DOB EMPLOYEE STAMP: DOB B-SCAN:

36" x 48" Arch E SHEET SIZE
FILE NAME: C:\Revit Local Files\EXTELL-865-AAI-TVER-CNF_3wdenim.rvt
PLOT DATE: 8/22/2015 12:30:43 PM

DEPT OF BLDGS 421208305 Job Number
E365179997P Scan Code

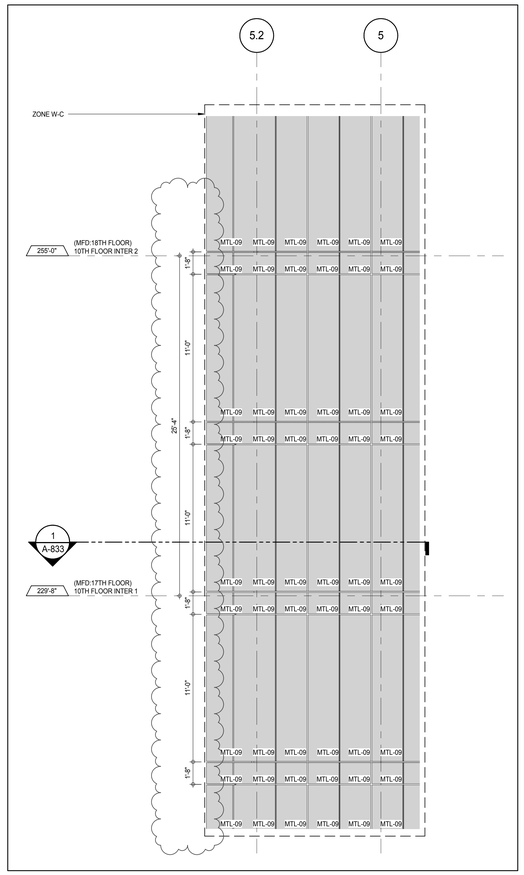

ELEVATION DETAIL - EAST 9
A-221 1/4" = 1'-0"

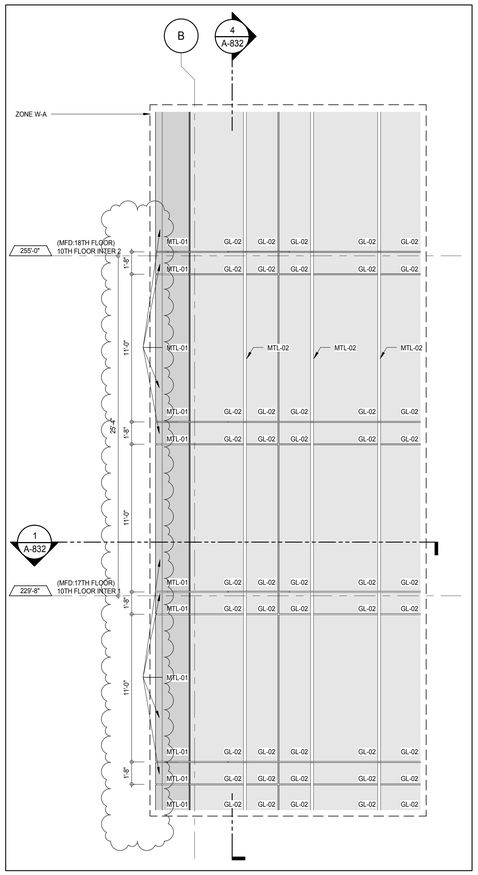

ELEVATION DETAIL - NORTH 7
A-211 1/4" = 1'-0"



ELEVATION DETAIL - NORTH 5
A-211 1/4" = 1'-0"

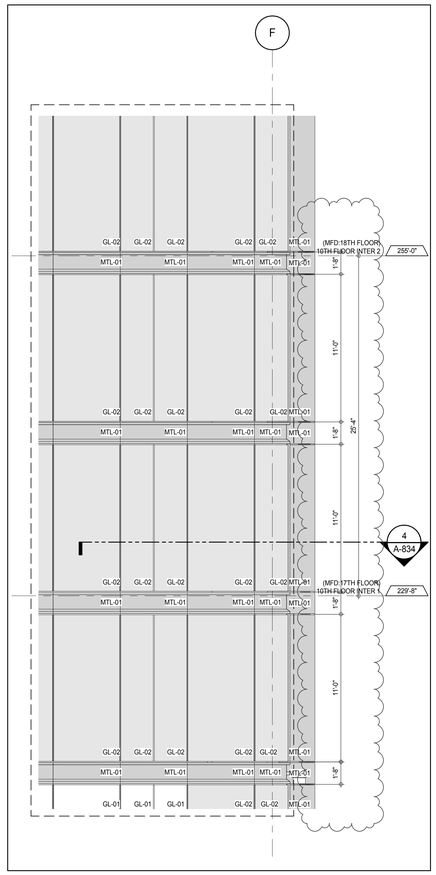

ELEVATION DETAIL - NORTH 3
A-211 1/4" = 1'-0"

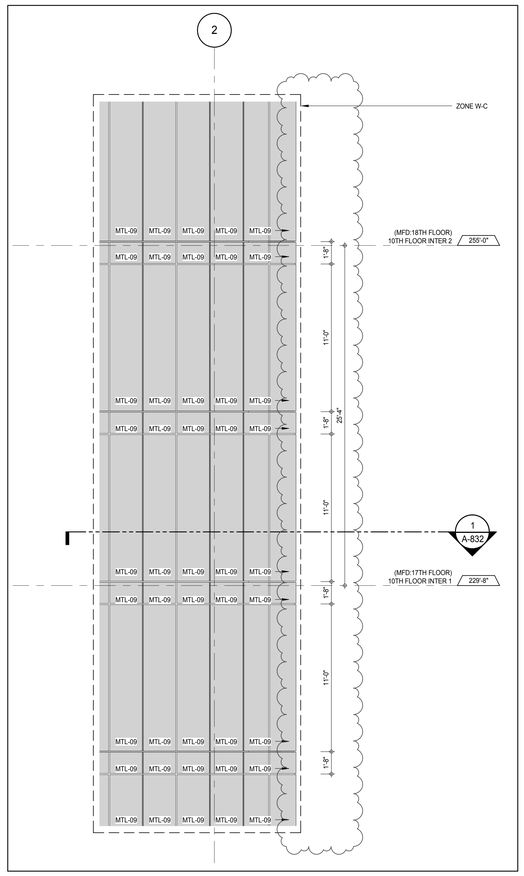

ELEVATION DETAIL - EAST 8
A-221 1/4" = 1'-0"

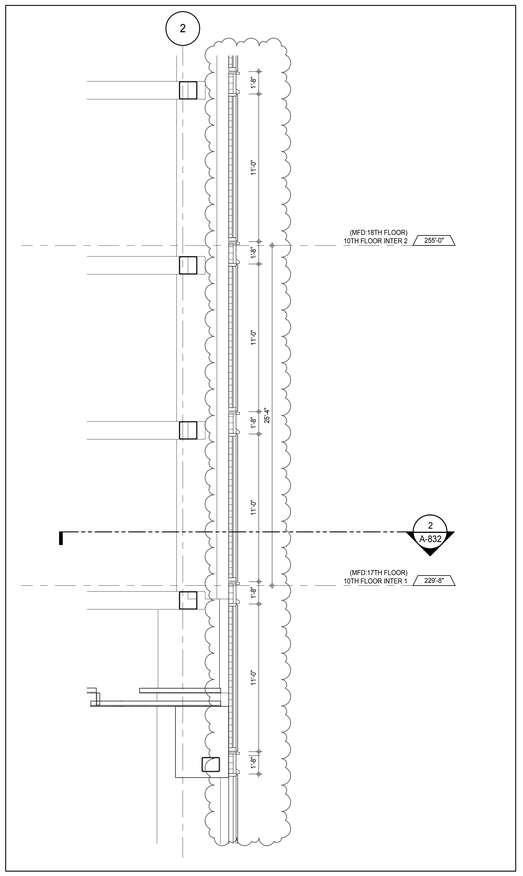

SECTION DETAIL - 10TH FLOOR INTERMEDIATE 1 - EAST 6
A-832 1/4" = 1'-0"

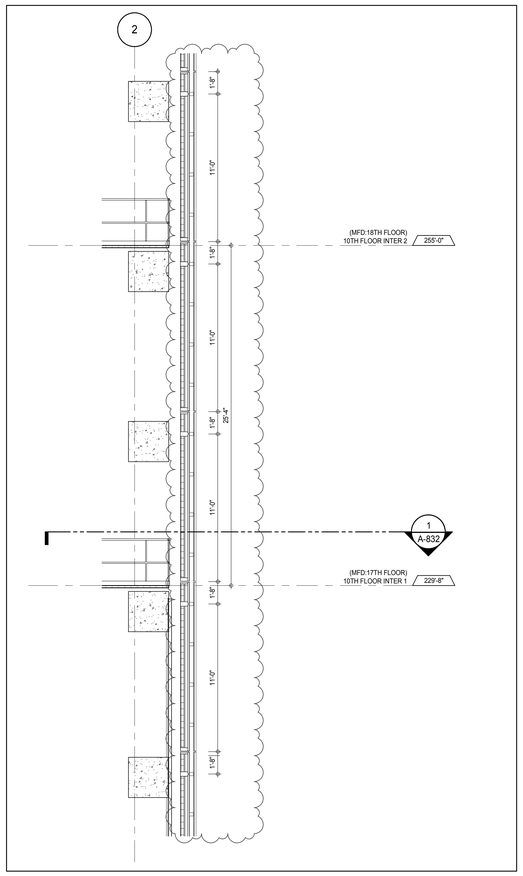

SECTION DETAIL - 10TH FLOOR INTERMEDIATE 1 - NORTH 4
A-832 1/4" = 1'-0"

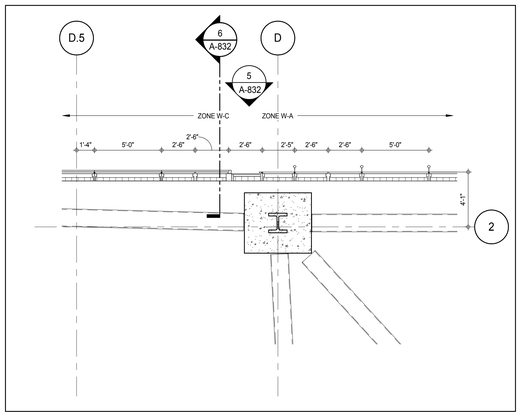

PLAN DETAIL - 10TH FLOOR INTERMEDIATE 1 - NORTH 2
A-118 1/4" = 1'-0"

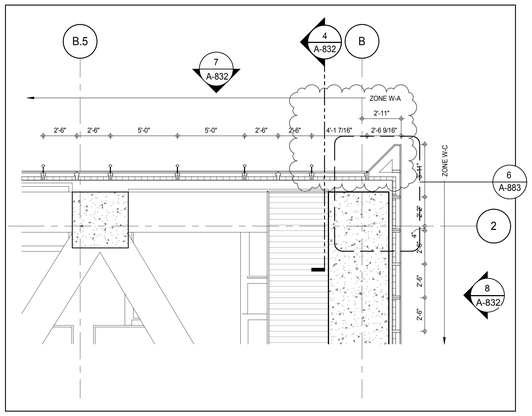

PLAN DETAIL - 10TH FLOOR INTERMEDIATE 1 - NORTH 1
A-118 1/4" = 1'-0"

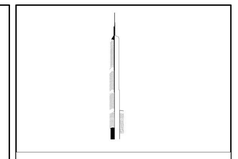

KEY PLAN:

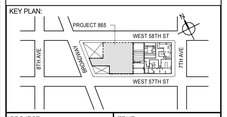

PROJECT NORTH

TRUE NORTH

DEVELOPER:
EXTELL DEVELOPMENT COMPANY
805 THIRD AVENUE, 7TH FLOOR
New York, NY 10022 USA
TEL: 212 712 6000 FAX: 212 712 6100

DESIGN ARCHITECT: Base Building Shell & Core
ADRIAN SMITH + GORDON GILL ARCHITECTURE
111 WEST MONROE STREET SUITE 2300
CHICAGO IL 60603
TEL: 312 920 1888 FAX: 312 920 1775

INTERIOR DESIGNER: Residential
Rottet Architecture and Design Studio, PLLC
298 Fifth Ave, 7th Floor
New York, NY 10001
TEL: 646 998 7000 FAX:

ARCHITECT OF RECORD: Base Building Shell, Core, & Residential
AAI ARCHITECTS, P.C.
401 Wellington St. W., 3rd Floor
Toronto, ON M5V 1E7 Canada
TEL: 416 967 1500 FAX: 416 967 7150

STRUCTURAL ENGINEERS:
WSP CANTOR SEINUK
228 EAST 45th Street
New York, NY 10017 USA
TEL: 212 687 9888 FAX: 646 487 5501

MEP ENGINEERS:
AKF GROUP
165 Broadway, 22nd Floor
New York, NY 10006 USA
TEL: 212 354 5656 FAX: 212 354 5668

GEOTECHNICAL ENGINEERS:
Langan Engineering & Environmental Services
21 Penn Plaza - 360 West 31st Street, 8th Floor
New York, NY 10001-2727
TEL: 212 479 5400 FAX: 212 479 5444

CODE CONSULTANTS:
Construction Consulting Associates
100 Church Street
New York, NY 10007
TEL: 212 385 1818 FAX: 212 385 1911

CURTAINWALL CONSULTANT:
AJLP Consulting
40 Worth Street. Suite 826
New York, NY 10013
TEL: 212 757 5659 FAX: 646 219 8508

LANDMARK/PRESERVATION CONSULTANT:
Jan Hird Pokorny Associates, Inc.
39 West 37th Street, 12A
New York, NY 10018
TEL: 212 759 6462 FAX: 212 759 6540

No.	DESCRIPTION	DATE
1	CD PROGRESS ISSUE 1	15 OCT 14
2	CD PROGRESS ISSUE 2	19 DEC 14
3	D.O.B. SUBMISSION	18 FEB 15
4	CD PROGRESS ISSUE 3	09 MAR 15
	D.O.B. SUBMISSION	27 APR 15
5	CD PROGRESS ISSUE 4	01 JUN 15
6	CD PROGRESS ISSUE 5	10 AUG 15
	D.O.B. AMENDMENT 2	21 SEP 15

0 2' - 0" 4' - 0" 8' - 0"

NOT FOR BID/CONSTRUCTION

Discrepancies must be reported immediately to the Architect before proceeding. Only figured dimensions are to be used. Contractors must check all dimensions on site. This drawing is protected by copyright.

ALL DIMENSIONS ARE SHOWN IN IMPERIAL.

CONSULTANT:

AAI ARCHITECTS, P.C.

PROJECT:

217 WEST 57TH STREET
NEW YORK, NY

DRAWING TITLE:

EXTERIOR WALL DETAILS - T1 - NORTH - EAST

SEAL & SIGNATURE:

REGISTERED ARCHITECT MICHAEL DAVID JANSSEN No. 029881 STATE OF NEW YORK

DATE:	15 OCT 14
PROJECT No:	1216-00
DRAWN: Author	REV: 6
CHK: Checker	
SCALE: 1/4" = 1'-0"	
DWG No:	A-832.01
DOB PAGE No:	441 of 569

DOB EMPLOYEE STAMP:

DOB B-SCAN:

36" x 48" Arch E SHEET SIZE
FILE NAME: C:\Revit Local Files\EXTELL-865-AAI-TWR-CNF_Jsellstrom.rvt
PLOT DATE: 8/22/2015 12:31:11 PM

DEPT OF BLDGS 421263505 Job Number
E525751846 Scan Code

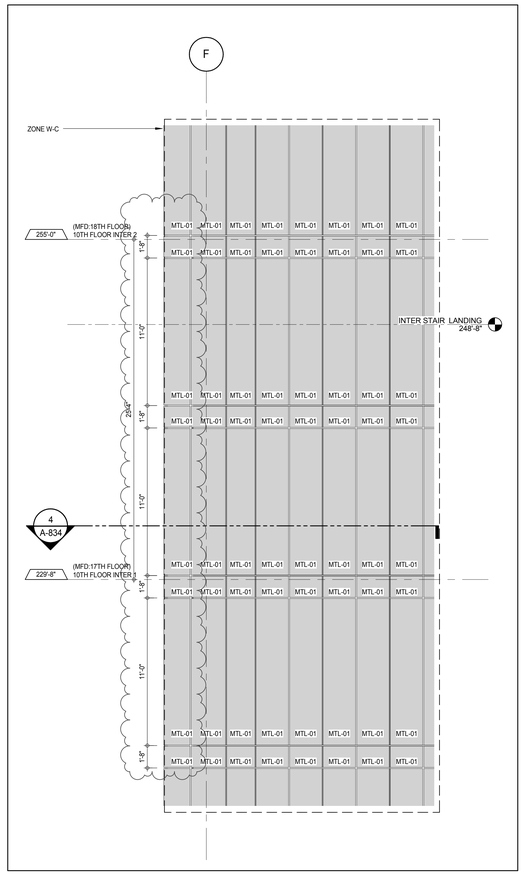

ELEVATION DETAIL - SOUTH 8
A-216
1/4" = 1'-0"

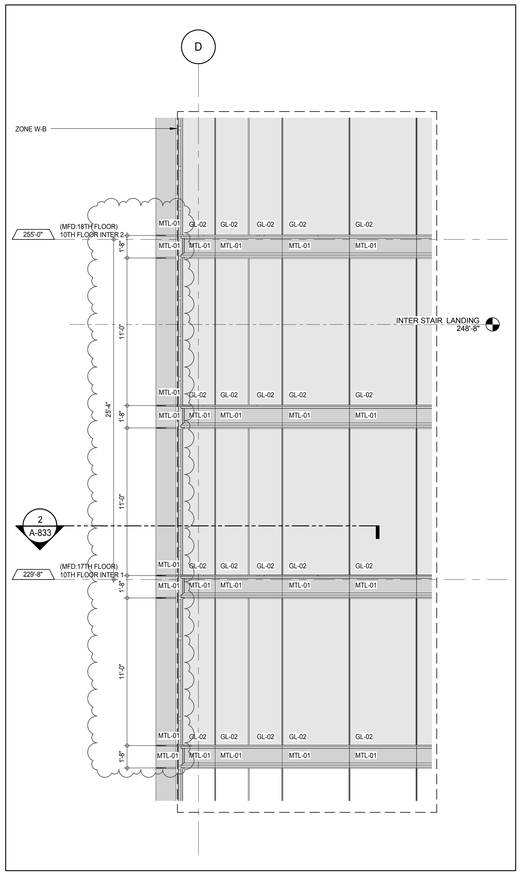

ELEVATION DETAIL - SOUTH 6
A-216
1/4" = 1'-0"

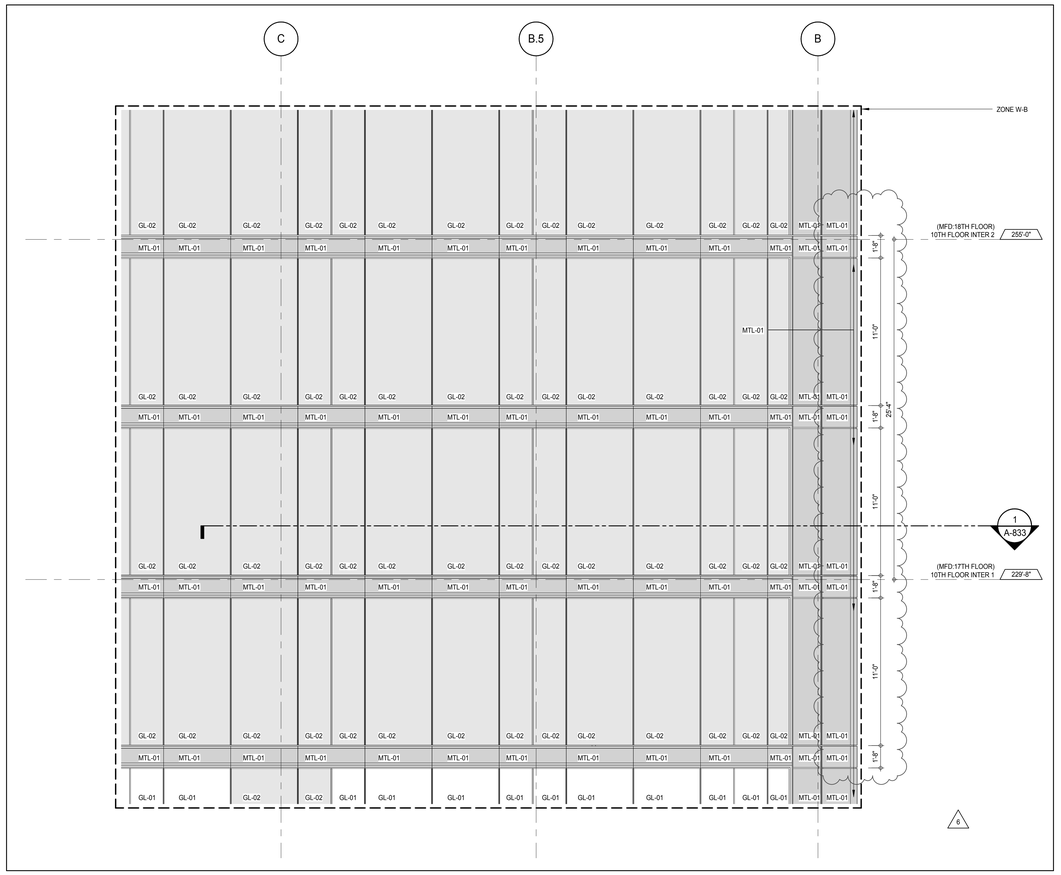

ELEVATION DETAIL - SOUTH 3
A-216
1/4" = 1'-0"

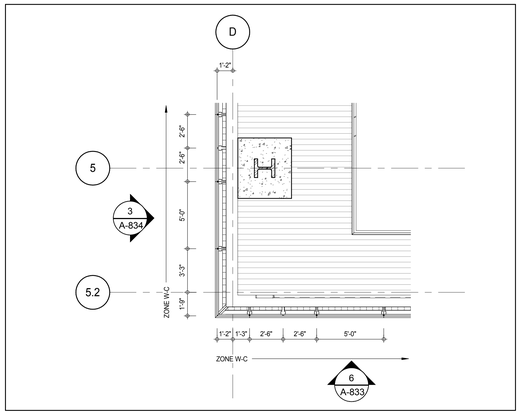

PLAN DETAIL - 10TH FLOOR INTER - SOUTH WEST 2
A-118
1/4" = 1'-0"

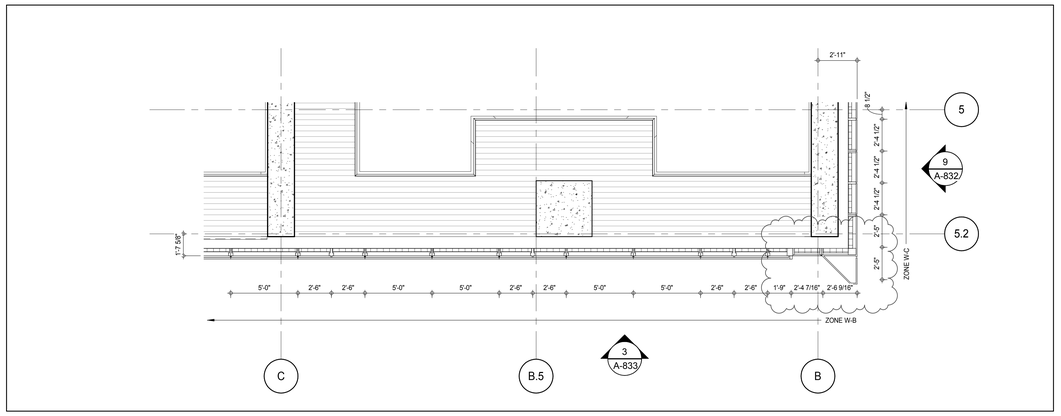

PLAN DETAIL - 10TH FLOOR INTER - SOUTH EAST 1
A-832
1/4" = 1'-0"



KEY PLAN:

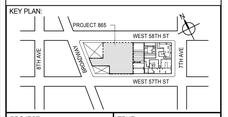

PROJECT NORTH

TRUE NORTH

DEVELOPER:
EXTELL DEVELOPMENT COMPANY
805 THIRD AVENUE, 7TH FLOOR
New York, NY 10022 USA
TEL: 212 712 6000 FAX: 212 712 6100

DESIGN ARCHITECT: Base Building Shell & Core
ADRIAN SMITH + GORDON GILL ARCHITECTURE
111 WEST MONROE STREET SUITE 2300
CHICAGO IL 60603
TEL: 312 920 1888 FAX: 312 920 1775

INTERIOR DESIGNER: Residential
Rottet Architecture and Design Studio, PLLC
298 Fifth Ave, 7th Floor
New York, NY 10001
TEL: 646 998 7000 FAX:

ARCHITECT OF RECORD: Base Building Shell, Core, & Residential
AAI ARCHITECTS, P.C.
401 Wellington St. W., 3rd Floor
Toronto, ON M5V 1E7 Canada
TEL: 416 967 1500 FAX: 416 967 7150

STRUCTURAL ENGINEERS:
WSP CANTOR SEINUK
228 EAST 45th Street
New York, NY 10017 USA
TEL: 212 687 9888 FAX: 646 487 5501

MEP ENGINEERS:
AKF GROUP
165 Broadway, 22nd Floor
New York, NY 10006 USA
TEL: 212 354 5656 FAX: 212 354 5668

GEOTECHNICAL ENGINEERS:
Langan Engineering & Environmental Services
21 Penn Plaza - 360 West 31st Street, 8th Floor
New York, NY 10001-2727
TEL: 212 479 5400 FAX: 212 479 5444

CODE CONSULTANTS:
Construction Consulting Associates
100 Church Street
New York, NY 10007
TEL: 212 385 1818 FAX: 212 385 1911

CURTAINWALL CONSULTANT:
AJLP Consulting
40 Worth Street. Suite 826
New York, NY 10013
TEL: 212 757 5659 FAX: 646 219 8508

LANDMARK/PRESERVATION CONSULTANT:
Jan Hird Pokorny Associates, Inc.
39 West 37th Street, 12A
New York, NY 10018
TEL: 212 759 6462 FAX: 212 759 6540

No.	DESCRIPTION	DATE
1	CD PROGRESS ISSUE 1	15 OCT 14
2	CD PROGRESS ISSUE 2	19 DEC 14
3	D.O.B. SUBMISSION	18 FEB 15
4	CD PROGRESS ISSUE 3	09 MAR 15
	D.O.B. SUBMISSION	27 APR 15
5	CD PROGRESS ISSUE 4	01 JUN 15
6	CD PROGRESS ISSUE 5	10 AUG 15
	D.O.B. AMENDMENT 2	21 SEP 15

0 2' - 0" 4' - 0" 8' - 0"

NOT FOR BID/CONSTRUCTION

Discrepancies must be reported immediately to the Architect before proceeding. Only figured dimensions are to be used. Contractors must check all dimensions on site. This drawing is protected by copyright.

ALL DIMENSIONS ARE SHOWN IN IMPERIAL.

CONSULTANT:
AAI ARCHITECTS, P.C.

PROJECT:
217 WEST 57TH STREET
NEW YORK, NY

DRAWING TITLE:
EXTERIOR WALL DETAILS - T1 - SOUTH

SEAL & SIGNATURE:
REGISTERED ARCHITECT
ERIC DAVID JANSSEN
AA 026881
STATE OF NEW YORK

DATE:	15 OCT 14
PROJECT No:	1216-00
DRAWN: Author	REV:
CHK: Checker	6
SCALE: 1/4" = 1'-0"	
DWG No:	A-833.01
DOB PAGE No:	442 of 569

DOB EMPLOYEE STAMP:

DOB B-SCAN:

36" x 48" Arch E SHEET SIZE
FILE NAME: C:\Revit Local Files\EXTELL-865-AAI-TWR-CNF_Jsellerin.rvt
PLOT DATE: 6/22/2015 12:31:41 PM

DEPT OF BLDGS 121235305 Job Number
ES1595024651 Scan Code

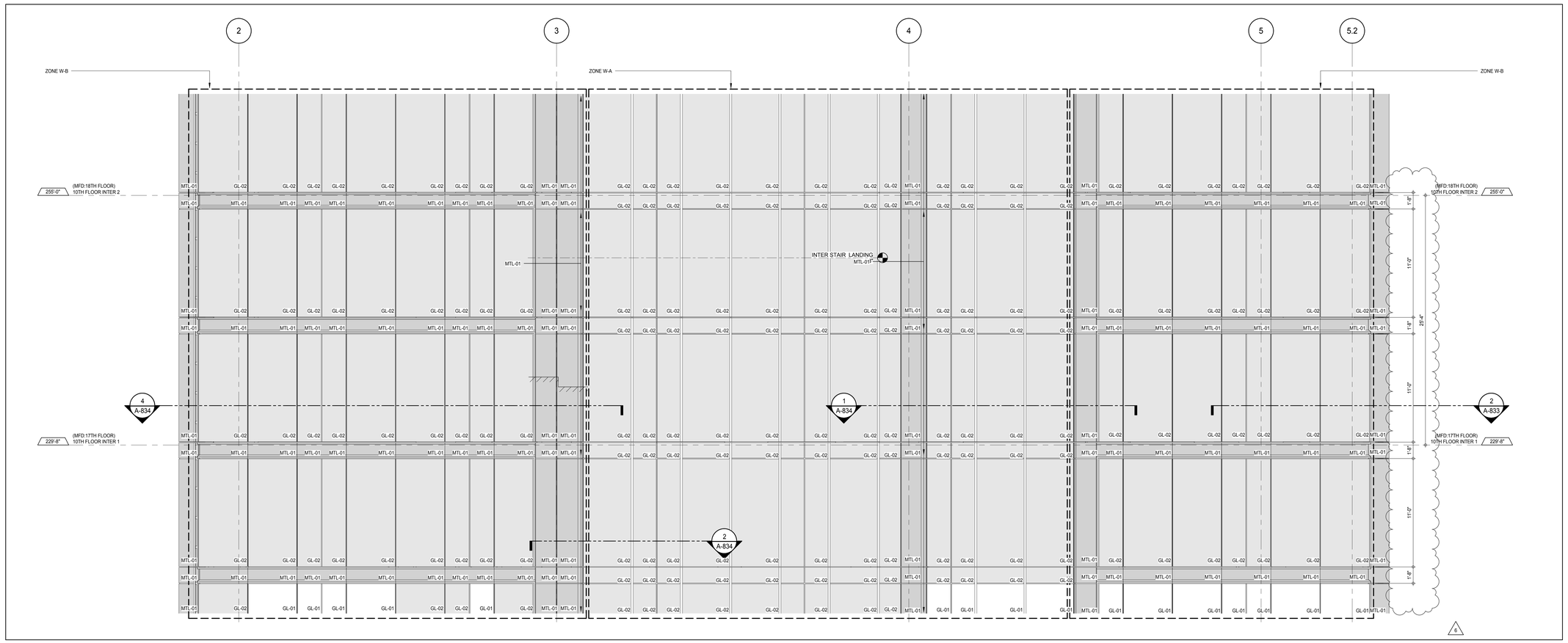

ELEVATION DETAIL - WEST 3
A-226
1/4" = 1'-0"

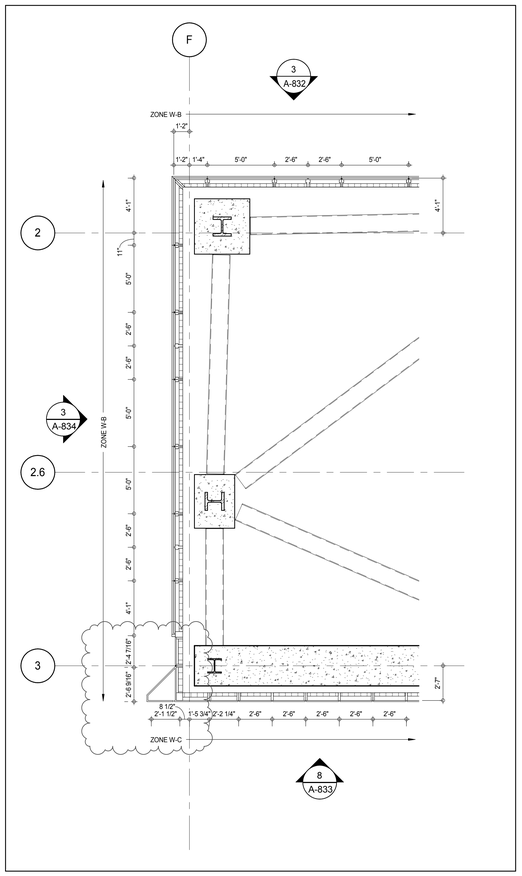

PLAN DETAIL - 10TH FLOOR INTER - WEST 4
A-118
1/4" = 1'-0"

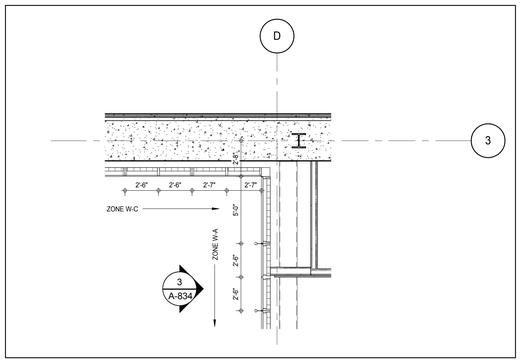

PLAN DETAIL - 10TH FLOOR INTER - WEST 2
A-834
1/4" = 1'-0"

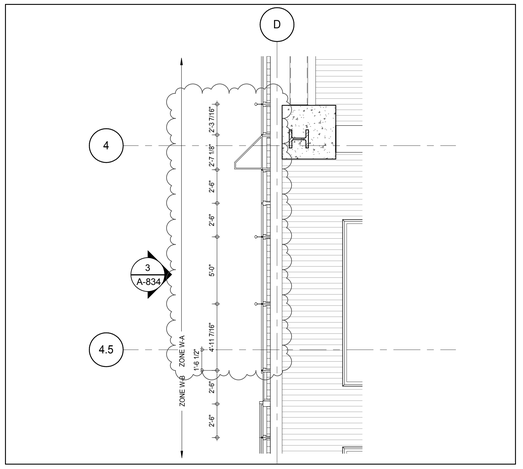

PLAN DETAIL - 10TH FLOOR INTER - WEST 1
A-118
1/4" = 1'-0"

KEY PLAN:

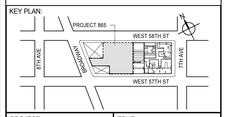

PROJECT NORTH | TRUE NORTH

DEVELOPER:
EXTELL DEVELOPMENT COMPANY
805 THIRD AVENUE, 7TH FLOOR
New York, NY 10022 USA
TEL: 212 712 6000 FAX: 212 712 6100

DESIGN ARCHITECT: Base Building Shell & Core
ADRIAN SMITH + GORDON GILL ARCHITECTURE
111 WEST MONROE STREET SUITE 2300
CHICAGO IL 60603
TEL: 312 920 1888 FAX: 312 920 1775

INTERIOR DESIGNER: Residential
Rottet Architecture and Design Studio, PLLC
298 Fifth Ave, 7th Floor
New York, NY 10001
TEL: 646 998 7000 FAX:

ARCHITECT OF RECORD: Base Building Shell, Core, & Residential
AAI ARCHITECTS, P.C.
401 Wellington St. W., 3rd Floor
Toronto, ON M5V 1E7 Canada
TEL: 416 967 1500 FAX: 416 967 7150

STRUCTURAL ENGINEERS:
WSP CANTOR SEINUK
228 EAST 45th Street
New York, NY 10017 USA
TEL: 212 687 9888 FAX: 646 487 5501

MEP ENGINEERS:
AKF GROUP
165 Broadway, 22nd Floor
New York, NY 10006 USA
TEL: 212 354 5656 FAX: 212 354 5668

GEOTECHNICAL ENGINEERS:
Langan Engineering & Environmental Services
21 Penn Plaza - 360 West 31st Street, 8th Floor
New York, NY 10001-2727
TEL: 212 479 5400 FAX: 212 479 5444

CODE CONSULTANTS:
Construction Consulting Associates
100 Church Street
New York, NY 10007
TEL: 212 385 1818 FAX: 212 385 1911

CURTAINWALL CONSULTANT:
AJLP Consulting
40 Worth Street. Suite 826
New York, NY 10013
TEL: 212 757 5659 FAX: 646 219 8508

LANDMARK/PRESERVATION CONSULTANT:
Jan Hird Pokorny Associates, Inc.
39 West 37th Street, 12A
New York, NY 10018
TEL: 212 759 6462 FAX: 212 759 6540

No.	DESCRIPTION	DATE
1	CD PROGRESS ISSUE 1	15 OCT 14
2	CD PROGRESS ISSUE 2	19 DEC 14
3	D.O.B. SUBMISSION	18 FEB 15
4	CD PROGRESS ISSUE 3	09 MAR 15
	D.O.B. SUBMISSION	27 APR 15
5	CD PROGRESS ISSUE 4	01 JUN 15
6	CD PROGRESS ISSUE 5	10 AUG 15
	D.O.B. AMENDMENT 2	21 SEP 15

0 2'-0" 4'-0" 8'-0"

NOT FOR BID/CONSTRUCTION

Discrepancies must be reported immediately to the Architect before proceeding. Only figured dimensions are to be used. Contractors must check all dimensions on site. This drawing is protected by copyright.

ALL DIMENSIONS ARE SHOWN IN IMPERIAL.

CONSULTANT:
AAI ARCHITECTS, P.C.

PROJECT:
217 WEST 57TH STREET
NEW YORK, NY

DRAWING TITLE:
EXTERIOR WALL DETAILS - T1 - WEST

SEAL & SIGNATURE:

DATE:	15 OCT 14
PROJECT No:	1216-00
DRAWN: Author	REV: 6
CHK: Checker	
SCALE: 1/4" = 1'-0"	
DWG No:	A-834.01
DOB PAGE No:	443 of 569

DOB EMPLOYEE STAMP: DOB B-SCAN:

36" x 48" Arch E SHEET SIZE
FILE NAME: C:\Revit Local Files\EXTELL-865-AAI-TVR-CNF_bwilkerm.rvt
PLOT DATE: 6/22/2015 12:32:55 PM

DEPT OF BLDGS 421206305 Job Number
E350668513002 Scan Code

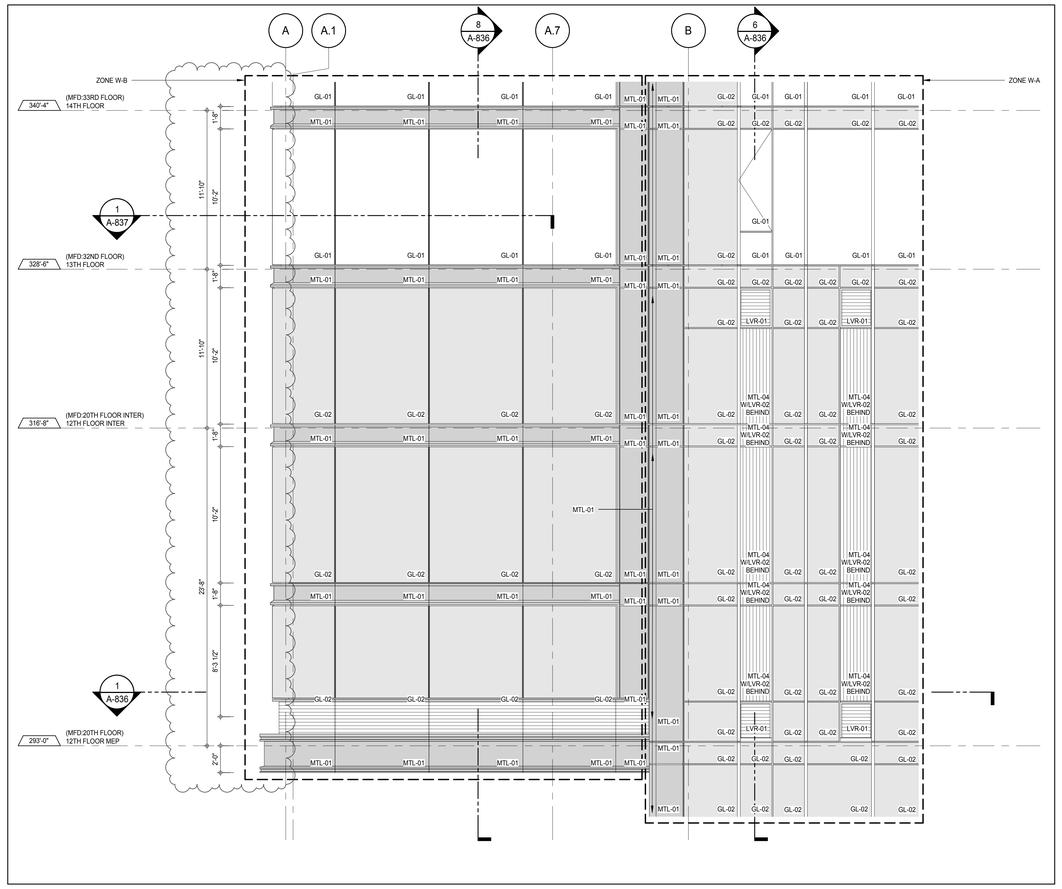

ELEVATION DETAIL - NORTH 7
A-211
1/4" = 1'-0"

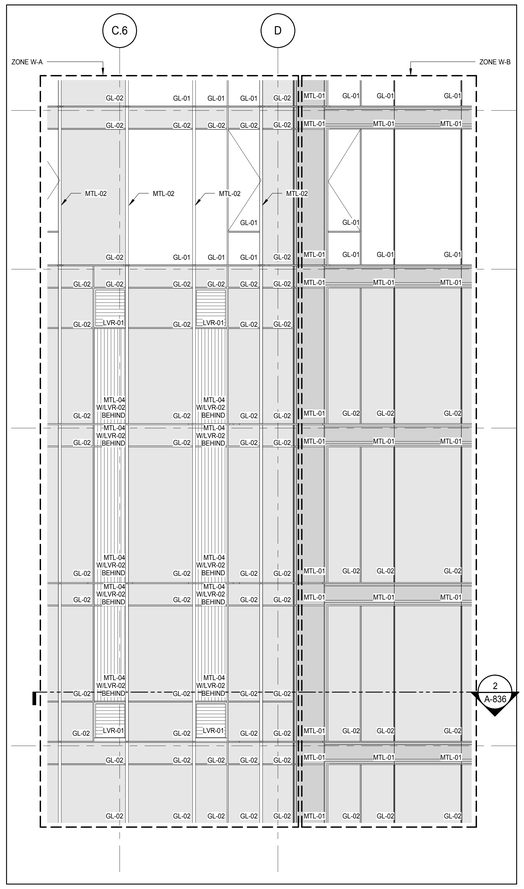

ELEVATION DETAIL - NORTH 5
A-211
1/4" = 1'-0"

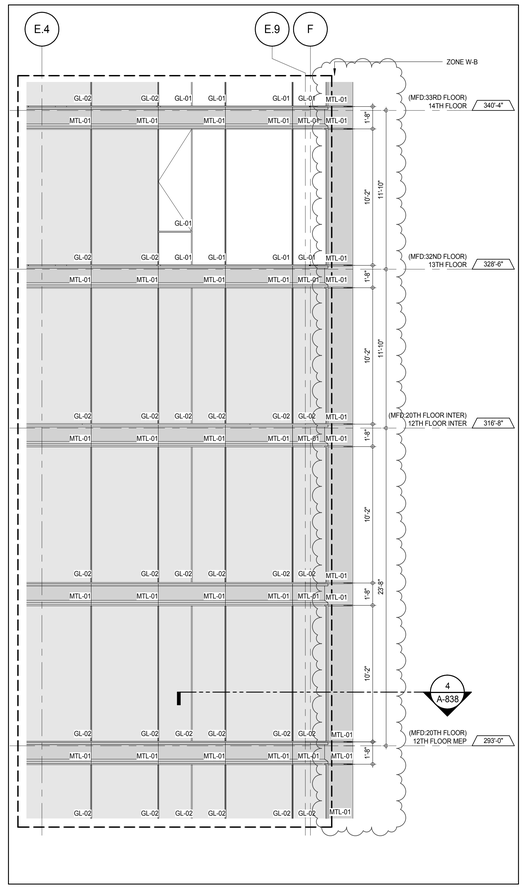

ELEVATION DETAIL - NORTH 3
A-211
1/4" = 1'-0"

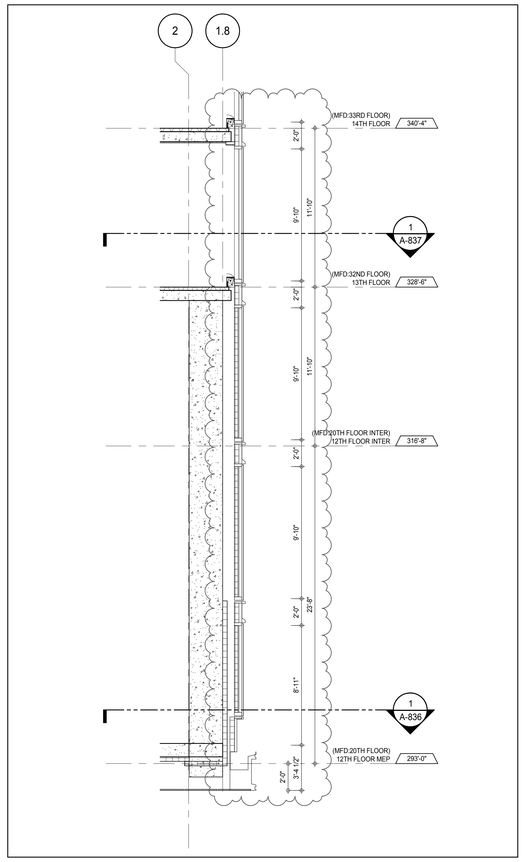

SECTION DETAIL - 11TH FLOOR MEP - NORTH 8
A-836
1/4" = 1'-0"

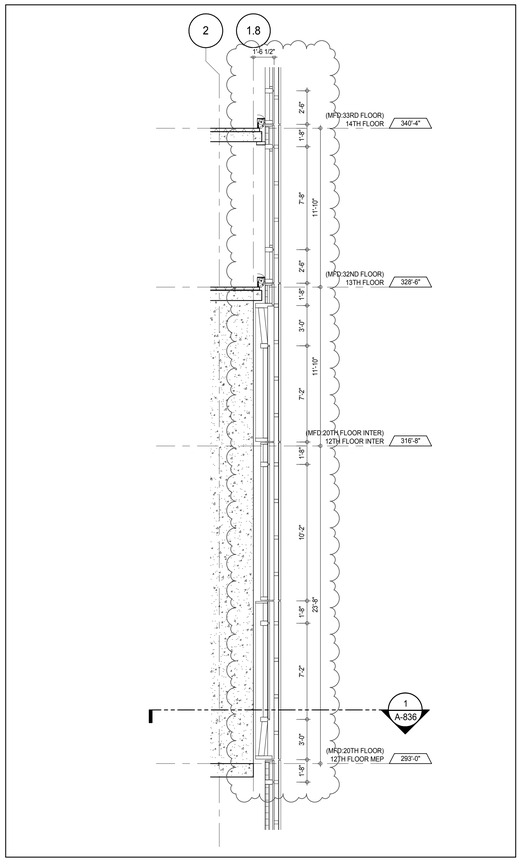

SECTION DETAIL - 11TH FLOOR MEP - NORTH 6
A-836
1/4" = 1'-0"

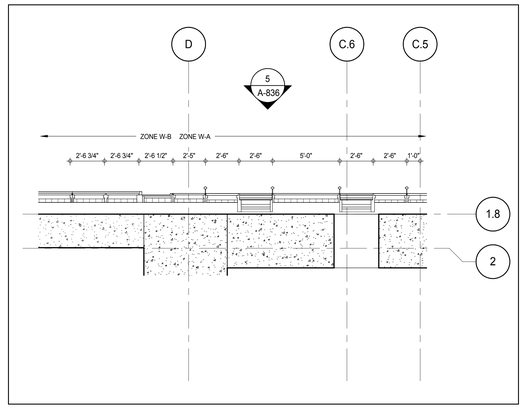

PLAN DETAIL - 11TH FLOOR MEP - NORTH 2
A-836
1/4" = 1'-0"

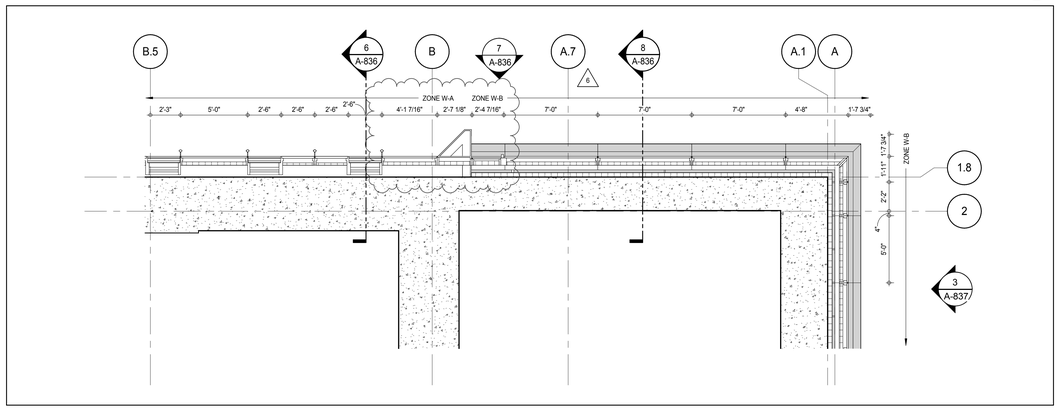

PLAN DETAIL - 11TH FLOOR MEP - NORTH EAST 1
A-122
1/4" = 1'-0"



KEY PLAN:

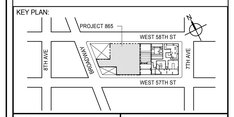

PROJECT NORTH

TRUE NORTH

DEVELOPER:
EXTELL DEVELOPMENT COMPANY
805 THIRD AVENUE, 7TH FLOOR
New York, NY 10022 USA
TEL: 212 712 6000 FAX: 212 712 6100

DESIGN ARCHITECT: Base Building Shell & Core
ADRIAN SMITH + GORDON GILL ARCHITECTURE
111 WEST MONROE STREET SUITE 2300
CHICAGO IL 60603
TEL: 312 920 1888 FAX: 312 920 1775

INTERIOR DESIGNER: Residential
Rottet Architecture and Design Studio, PLLC
298 Fifth Ave, 7th Floor
New York, NY 10001
TEL: 646 998 7000 FAX:

ARCHITECT OF RECORD: Base Building Shell, Core, & Residential
AAI ARCHITECTS, P.C.
401 Wellington St. W., 3rd Floor
Toronto, ON M5V 1E7 Canada
TEL: 416 967 1500 FAX: 416 967 7150

STRUCTURAL ENGINEERS:
WSP CANTOR SEINUK
228 EAST 45th Street
New York, NY 10017 USA
TEL: 212 687 9888 FAX: 646 487 5501

MEP ENGINEERS:
AKF GROUP
165 Broadway, 22nd Floor
New York, NY 10006 USA
TEL: 212 354 5656 FAX: 212 354 5668

GEOTECHNICAL ENGINEERS:
Langan Engineering & Environmental Services
21 Penn Plaza - 360 West 31st Street, 8th Floor
New York, NY 10001-2727
TEL: 212 479 5400 FAX: 212 479 5444

CODE CONSULTANTS:
Construction Consulting Associates
100 Church Street
New York, NY 10007
TEL: 212 385 1818 FAX: 212 385 1911

CURTAINWALL CONSULTANT:
AJLP Consulting
40 Worth Street. Suite 826
New York, NY 10013
TEL: 212 757 5659 FAX: 646 219 8508

LANDMARK/PRESERVATION CONSULTANT:
Jan Hird Pokorny Associates, Inc.
39 West 37th Street, 12A
New York, NY 10018
TEL: 212 759 6462 FAX: 212 759 6540

No.	DESCRIPTION	DATE
1	CD PROGRESS ISSUE 1	15 OCT 14
2	CD PROGRESS ISSUE 2	19 DEC 14
3	D.O.B. SUBMISSION	18 FEB 15
4	CD PROGRESS ISSUE 3	09 MAR 15
	D.O.B. SUBMISSION	27 APR 15
5	CD PROGRESS ISSUE 4	01 JUN 15
6	CD PROGRESS ISSUE 5	10 AUG 15
	D.O.B. AMENDMENT 2	21 SEP 15

0 2'-0" 4'-0" 8'-0"

NOT FOR BID/CONSTRUCTION

Discrepancies must be reported immediately to the Architect before proceeding. Only figured dimensions are to be used. Contractors must check all dimensions on site. This drawing is protected by copyright.

ALL DIMENSIONS ARE SHOWN IN IMPERIAL.

CONSULTANT:
AAI ARCHITECTS, P.C.

PROJECT:
217 WEST 57TH STREET
NEW YORK, NY

DRAWING TITLE:
EXTERIOR WALL DETAILS - T1 - NORTH

SEAL & SIGNATURE:

DATE:	15 OCT 14
PROJECT No:	1216-00
DRAWN: Author	REV: 6
CHK. Checker	
SCALE: 1/4" = 1'-0"	
DWG No:	**A-836.01**
DOB PAGE No:	444 of 569

DOB EMPLOYEE STAMP:

DOB B-SCAN:

36" x 48" Arch E SHEET SIZE
FILE NAME: C:\Revit Local Files\EXTELL-895-AAI-TWR-CNF_hadams.rvt
PLOT DATE: 9/28/2015 12:23:29 PM

DEPT OF BLDGS 421258305 Job Number
E380643243 K Scan Code

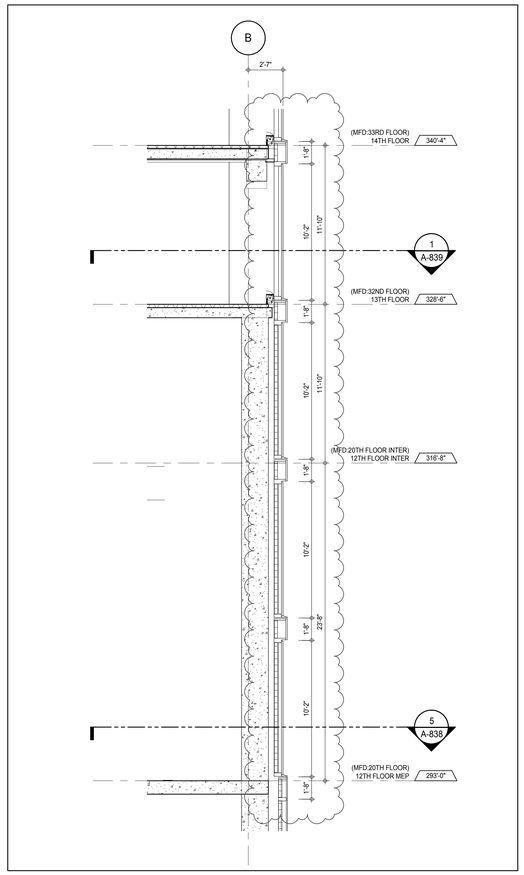

SECTION DETAIL - EAST 8
A-837 1/4" = 1'-0"

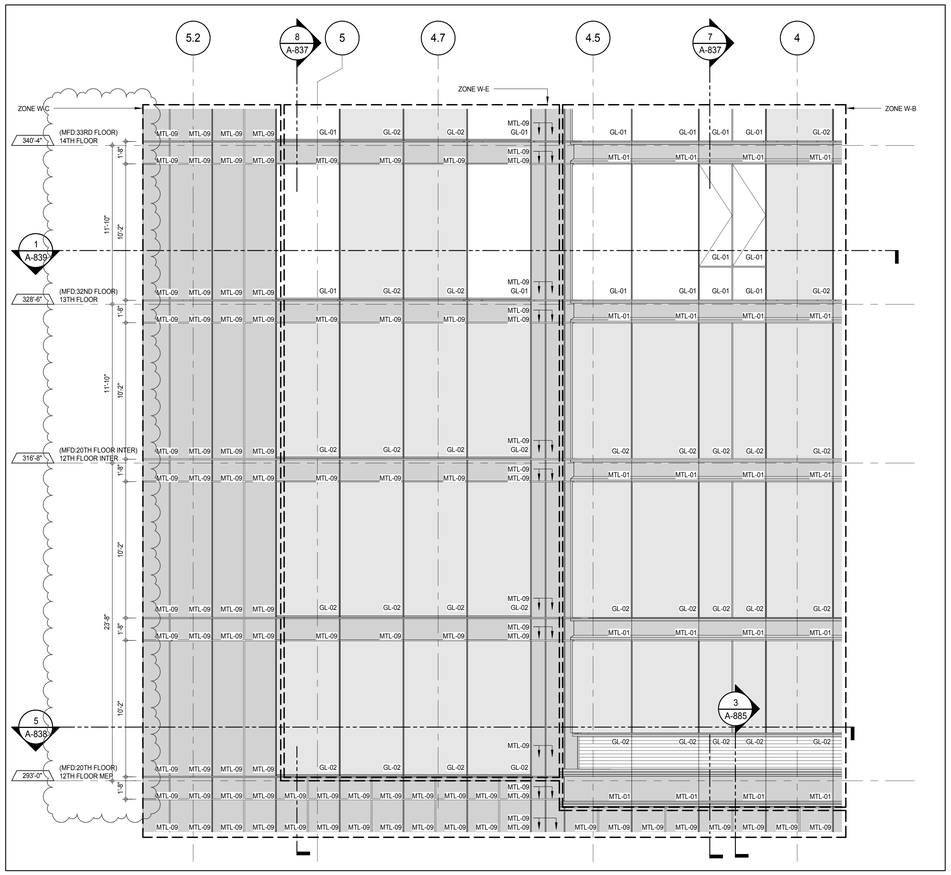

ELEVATION DETAIL - EAST 5
A-221 1/4" = 1'-0"

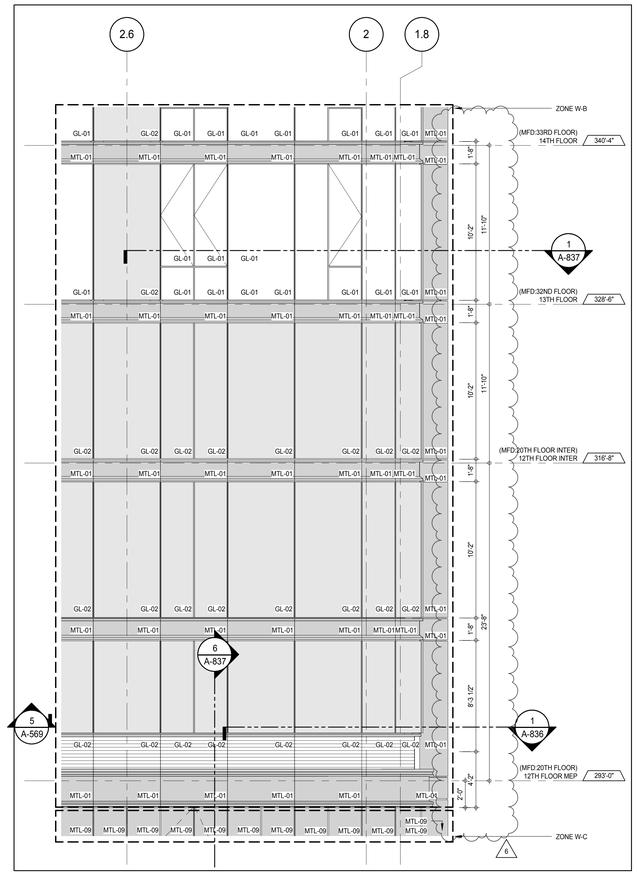

ELEVATION DETAIL - EAST 3
A-221 1/4" = 1'-0"

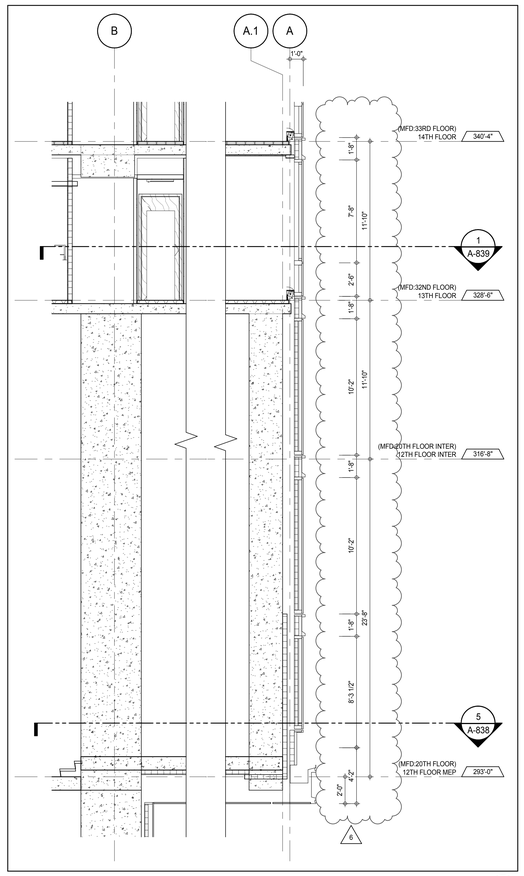

SECTION DETAIL - EAST 7
A-837 1/4" = 1'-0"

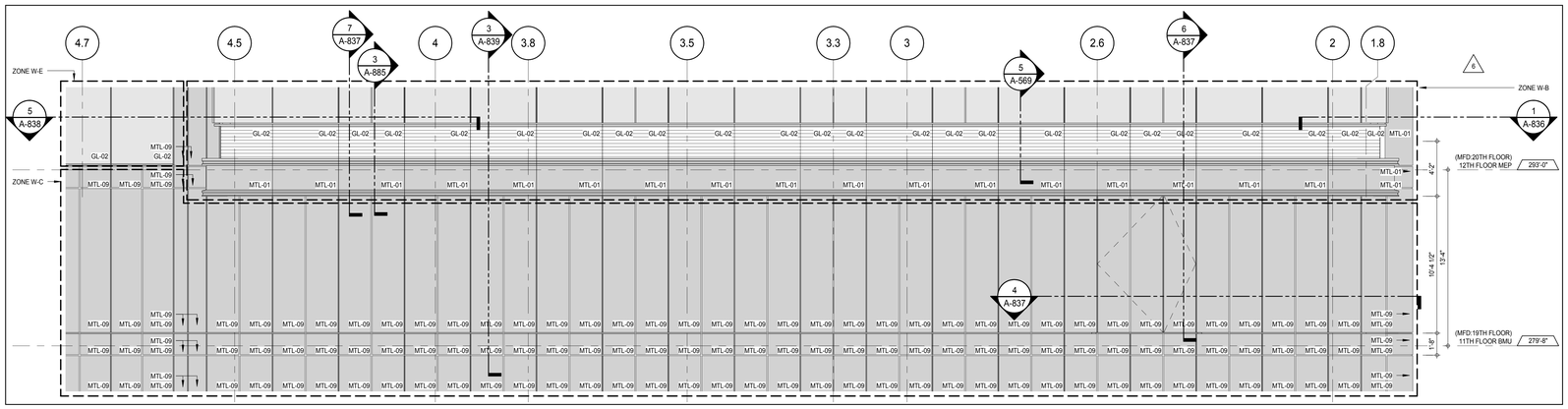

ELEVATION DETAIL - EAST 2
A-221 1/4" = 1'-0"

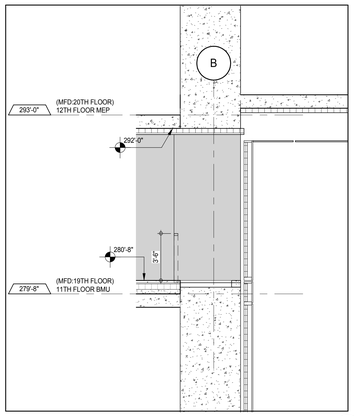

SECTION DETAIL - THRU INTERMEDIATE BMU DOOR 6
A-837 1/4" = 1'-0"

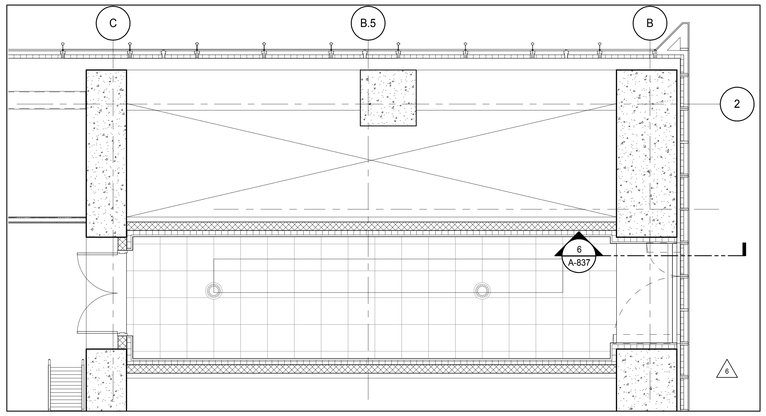

PLAN DETAIL - 10TH FLOOR BMU 4
A-120 1/4" = 1'-0"

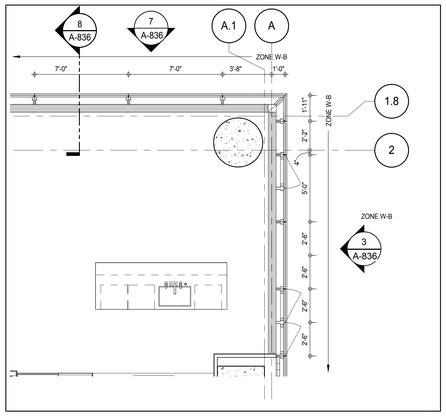

PLAN DETAIL - 13TH FLOOR - NORTH EAST 1
A-126 1/4" = 1'-0"

KEY PLAN:

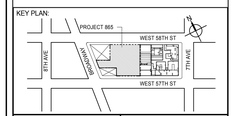

PROJECT NORTH

TRUE NORTH

DEVELOPER:
EXTELL DEVELOPMENT COMPANY
805 THIRD AVENUE, 7TH FLOOR
New York, NY 10022 USA
TEL: 212 712 6000 FAX: 212 712 6100

DESIGN ARCHITECT: Base Building Shell & Core
ADRIAN SMITH + GORDON GILL ARCHITECTURE
111 WEST MONROE STREET SUITE 2300
CHICAGO IL 60603
TEL: 312 920 1888 FAX: 312 920 1775

INTERIOR DESIGNER: Residential
Rottet Architecture and Design Studio, PLLC
298 Fifth Ave, 7th Floor
New York, NY 10001
TEL: 646 998 7000 FAX:

ARCHITECT OF RECORD: Base Building Shell, Core, & Residential
AAI ARCHITECTS, P.C.
401 Wellington St. W., 3rd Floor
Toronto, ON M5V 1E7 Canada
TEL: 416 967 1500 FAX: 416 967 7150

STRUCTURAL ENGINEERS:
WSP CANTOR SEINUK
228 EAST 45th Street
New York, NY 10017 USA
TEL: 212 687 9888 FAX: 646 487 5501

MEP ENGINEERS:
AKF GROUP
165 Broadway, 22nd Floor
New York, NY 10006 USA
TEL: 212 354 5656 FAX: 212 354 5668

GEOTECHNICAL ENGINEERS:
Langan Engineering & Environmental Services
21 Penn Plaza - 360 West 31st Street, 8th Floor
New York, NY 10001-2727
TEL: 212 479 5400 FAX: 212 479 5444

CODE CONSULTANTS:
Construction Consulting Associates
100 Church Street
New York, NY 10007
TEL: 212 385 1818 FAX: 212 385 1911

CURTAINWALL CONSULTANT:
AJLP Consulting
40 Worth Street. Suite 826
New York, NY 10013
TEL: 212 757 5659 FAX: 646 219 8508

LANDMARK/PRESERVATION CONSULTANT:
Jan Hird Pokorny Associates, Inc.
39 West 37th Street, 12A
New York, NY 10018
TEL: 212 759 6462 FAX: 212 759 6540

No.	DESCRIPTION	DATE
1	CD PROGRESS ISSUE 1	15 OCT 14
2	CD PROGRESS ISSUE 2	19 DEC 14
3	D.O.B. SUBMISSION	18 FEB 15
4	CD PROGRESS ISSUE 3	09 MAR 15
	D.O.B. SUBMISSION	27 APR 15
5	CD PROGRESS ISSUE 4	01 JUN 15
6	CD PROGRESS ISSUE 5	10 AUG 15
	D.O.B. AMENDMENT 2	21 SEP 15

0 2' - 0" 4' - 0" 8' - 0"

NOT FOR BID/CONSTRUCTION

Discrepancies must be reported immediately to the Architect before proceeding. Only figured dimensions are to be used. Contractors must check all dimensions on site. This drawing is protected by copyright.

ALL DIMENSIONS ARE SHOWN IN IMPERIAL.

CONSULTANT:
AAI ARCHITECTS, P.C.

PROJECT:
217 WEST 57TH STREET
NEW YORK, NY

DRAWING TITLE:
EXTERIOR WALL DETAILS - T1 - EAST

SEAL & SIGNATURE:
REGISTERED ARCHITECT MICHAEL DAVID JAMESON No. 028881 STATE OF NEW YORK

DATE:	15 OCT 14
PROJECT No:	1216-00
DRAWN: Author	REV: 6
CHK: Checker	
SCALE: 1/4" = 1'-0"	
DWG No:	A-837.01
DOB PAGE No:	445 of 569

DOB EMPLOYEE STAMP:
DOB B-SCAN:

36" x 48" Arch E SHEET SIZE
FILE NAME: C:\Revit Local Files\EXTELL-865-AAI-TVER-CNF_Jeanbenin.rvt
PLOT DATE: 6/22/2015 12:33:11 PM

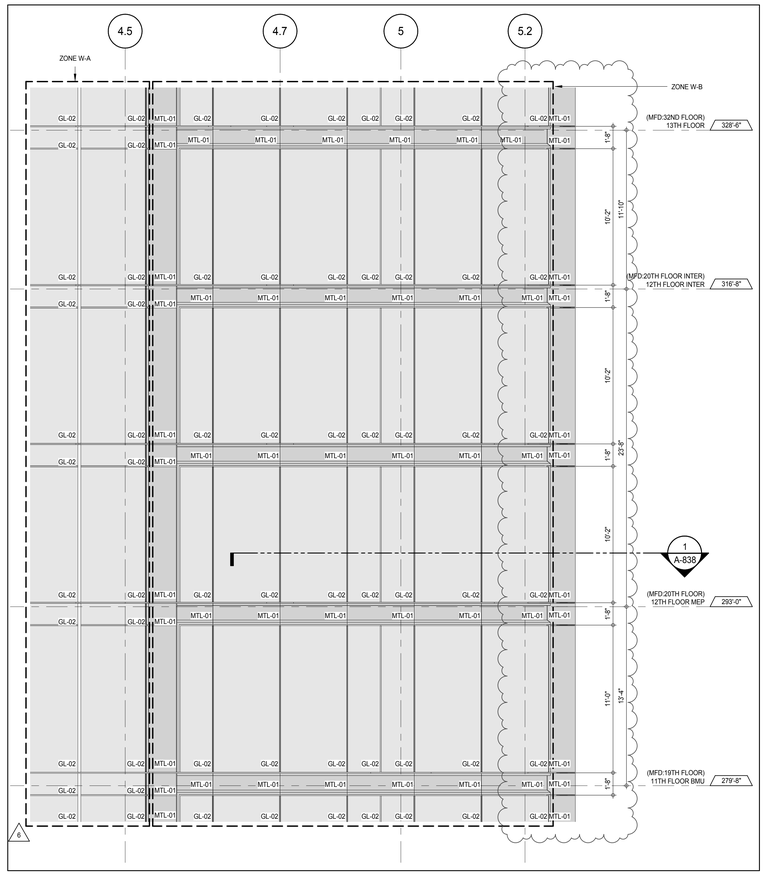

ELEVATION DETAIL - WEST 8
A-226
1/4" = 1'-0"

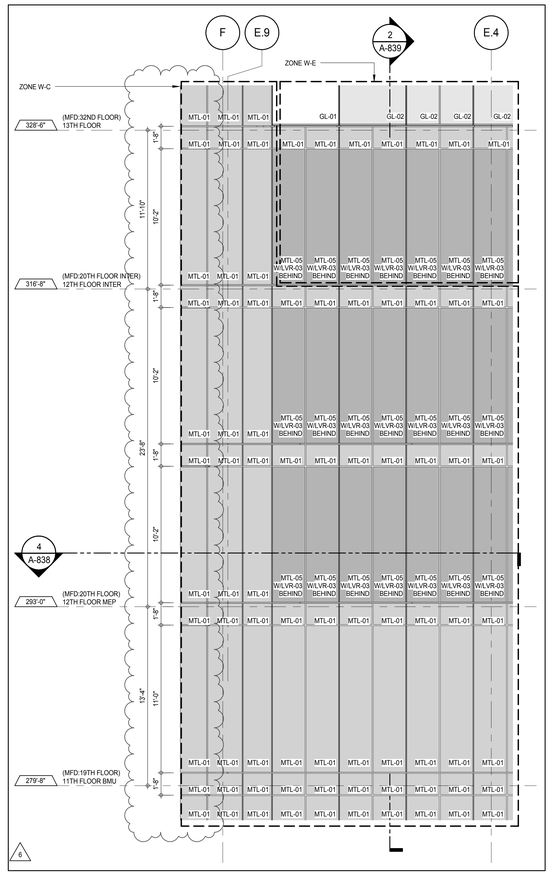

ELEVATION DETAIL - SOUTH 6
A-216
1/4" = 1'-0"

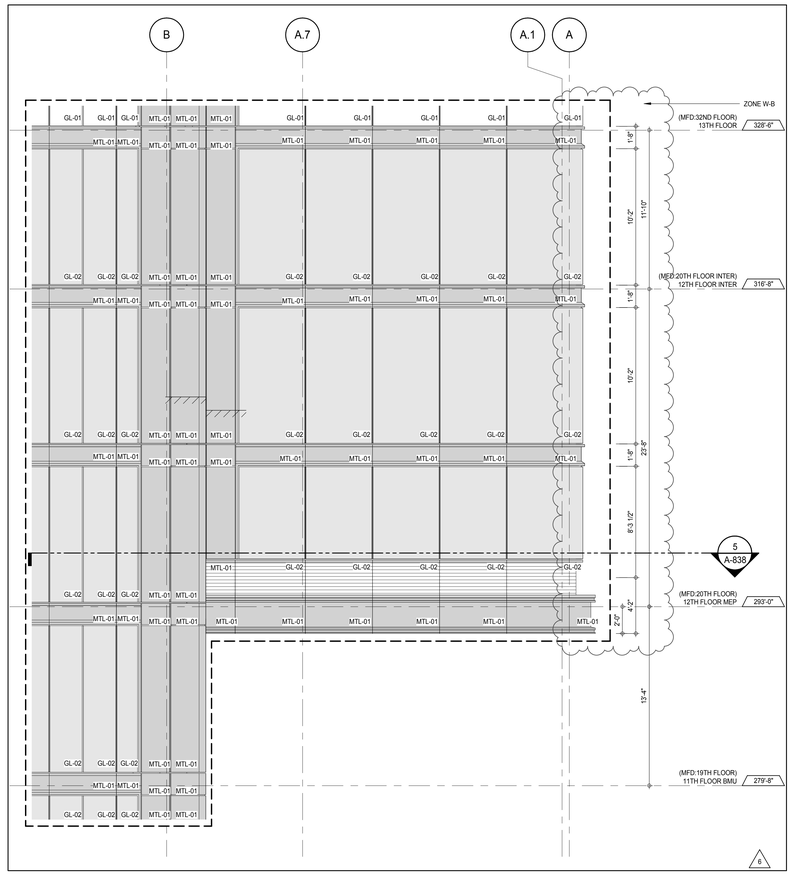

DETAIL ELEVATION - SOUTH 3
A-216
1/4" = 1'-0"

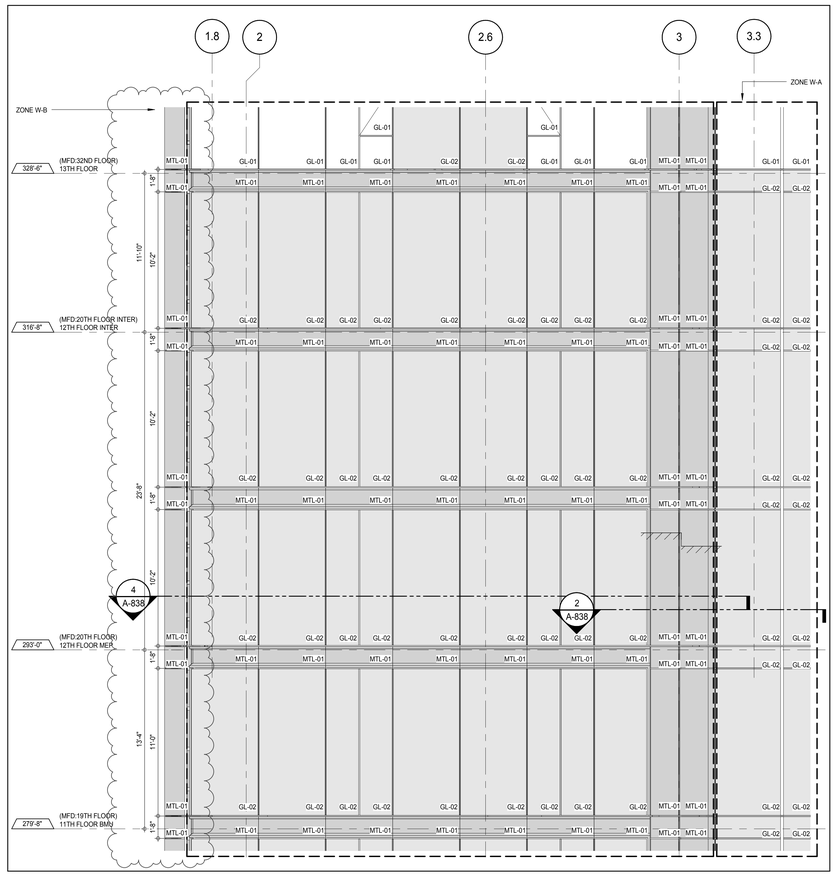

ELEVATION DETAIL - WEST 7
A-226
1/4" = 1'-0"

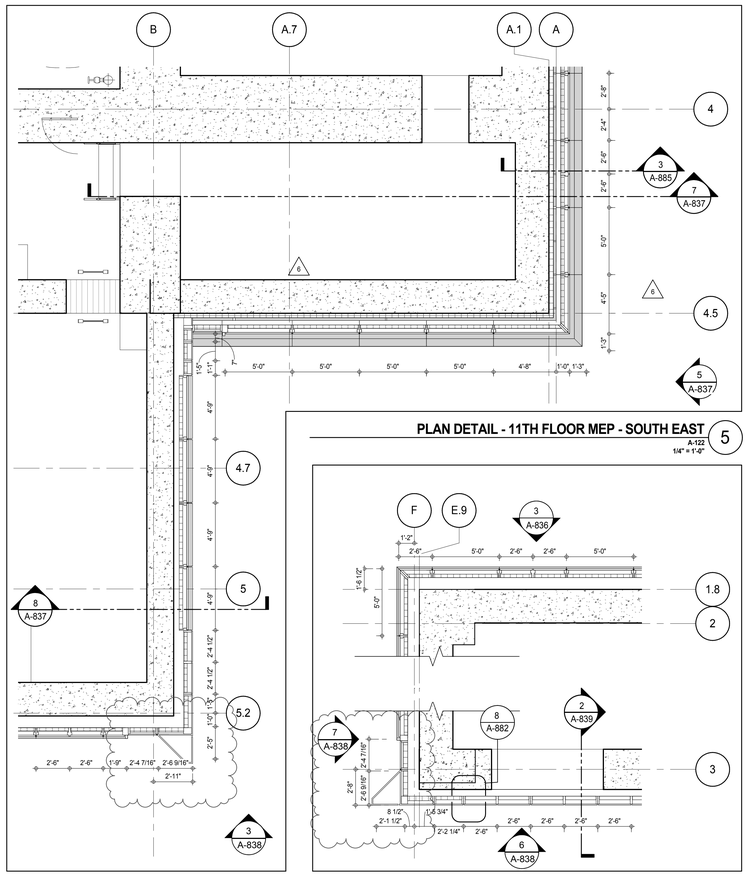

PLAN DETAIL - 11TH FLOOR MEP - SOUTH EAST 5
A-122
1/4" = 1'-0"

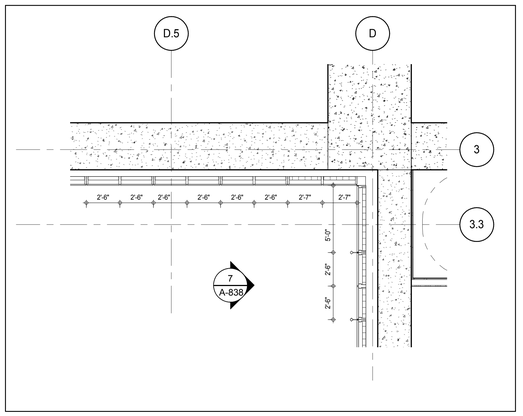

PLAN DETAIL - 11TH FLOOR MEP- WEST 2
A-838
1/4" = 1'-0"

PLAN DETAIL - 11TH FLOOR MEP - WEST 4
A-121
1/4" = 1'-0"

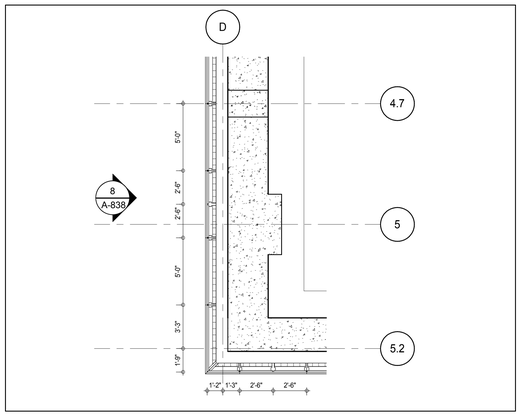

PLAN DETAIL - 11TH FLOOR MEP - WEST 1
A-838
1/4" = 1'-0"

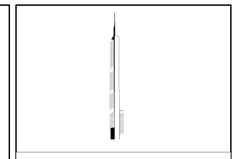

KEY PLAN:

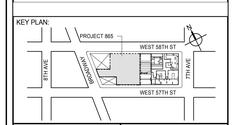

PROJECT NORTH

TRUE NORTH

DEVELOPER:
EXTELL DEVELOPMENT COMPANY
805 THIRD AVENUE, 7TH FLOOR
New York, NY 10022 USA
TEL: 212 712 6000 FAX: 212 712 6100

DESIGN ARCHITECT: Base Building Shell & Core
ADRIAN SMITH + GORDON GILL ARCHITECTURE
111 WEST MONROE STREET SUITE 2300
CHICAGO IL 60603
TEL: 312 920 1888 FAX: 312 920 1775

INTERIOR DESIGNER: Residential
Rottet Architecture and Design Studio, PLLC
298 Fifth Ave, 7th Floor
New York, NY 10001
TEL: 646 998 7000 FAX:

ARCHITECT OF RECORD: Base Building Shell, Core, & Residential
AAI ARCHITECTS, P.C.
401 Wellington St. W., 3rd Floor
Toronto, ON M5V 1E7 Canada
TEL: 416 967 1500 FAX: 416 967 7150

STRUCTURAL ENGINEERS:
WSP CANTOR SEINUK
228 EAST 45th Street
New York, NY 10017 USA
TEL: 212 687 9888 FAX: 646 487 5501

MEP ENGINEERS:
AKF GROUP
165 Broadway, 22nd Floor
New York, NY 10006 USA
TEL: 212 354 5656 FAX: 212 354 5668

GEOTECHNICAL ENGINEERS:
Langan Engineering & Environmental Services
21 Penn Plaza - 360 West 31st Street, 8th Floor
New York, NY 10001-2727
TEL: 212 479 5400 FAX: 212 479 5444

CODE CONSULTANTS:
Construction Consulting Associates
100 Church Street
New York, NY 10007
TEL: 212 385 1818 FAX: 212 385 1911

CURTAINWALL CONSULTANT:
AJLP Consulting
40 Worth Street. Suite 826
New York, NY 10013
TEL: 212 757 5659 FAX: 646 219 8508

LANDMARK/PRESERVATION CONSULTANT:
Jan Hird Pokorny Associates, Inc.
39 West 37th Street, 12A
New York, NY 10018
TEL: 212 759 6462 FAX: 212 759 6540

No.	DESCRIPTION	DATE
1	CD PROGRESS ISSUE 1	15 OCT 14
2	CD PROGRESS ISSUE 2	19 DEC 14
3	D.O.B. SUBMISSION	18 FEB 15
4	CD PROGRESS ISSUE 3	09 MAR 15
	D.O.B. SUBMISSION	27 APR 15
5	CD PROGRESS ISSUE 4	01 JUN 15
6	CD PROGRESS ISSUE 5	10 AUG 15
	D.O.B. AMENDMENT 2	21 SEP 15

0 2' - 0" 4' - 0" 8' - 0"

NOT FOR BID/CONSTRUCTION

Discrepancies must be reported immediately to the Architect before proceeding. Only figured dimensions are to be used. Contractors must check all dimensions on site. This drawing is protected by copyright.

ALL DIMENSIONS ARE SHOWN IN IMPERIAL.

CONSULTANT:

AAI ARCHITECTS, P.C.

PROJECT:

217 WEST 57TH STREET
NEW YORK, NY

DRAWING TITLE:

EXTERIOR WALL DETAILS - T1 - SOUTH - WEST

SEAL & SIGNATURE:

REGISTERED ARCHITECT JOHN DAVID JANKOWSKI No. 029881 STATE OF NEW YORK

DATE:	15 OCT 14
PROJECT No:	1216-00
DRAWN: Author	REV: 6
CHK: Checker	
SCALE: 1/4" = 1'-0"	
DWG No:	**A-838.01**
DOB PAGE No:	446 of 569

DOB EMPLOYEE STAMP:

DOB B-SCAN:

DEPT OF BLDGS 421268505 Job Number
E509562227 Scan Code
36" x 48" Arch E SHEET SIZE
FILE NAME: C:\Revit Local Files\EXTELL-865-AAI-TVR-CNF_Jankowski.rvt
PLOT DATE: 8/22/2015 1:23:38 PM

DEPT OF BLDGS 421206305 Job Number
E350503178B4 Scan Code

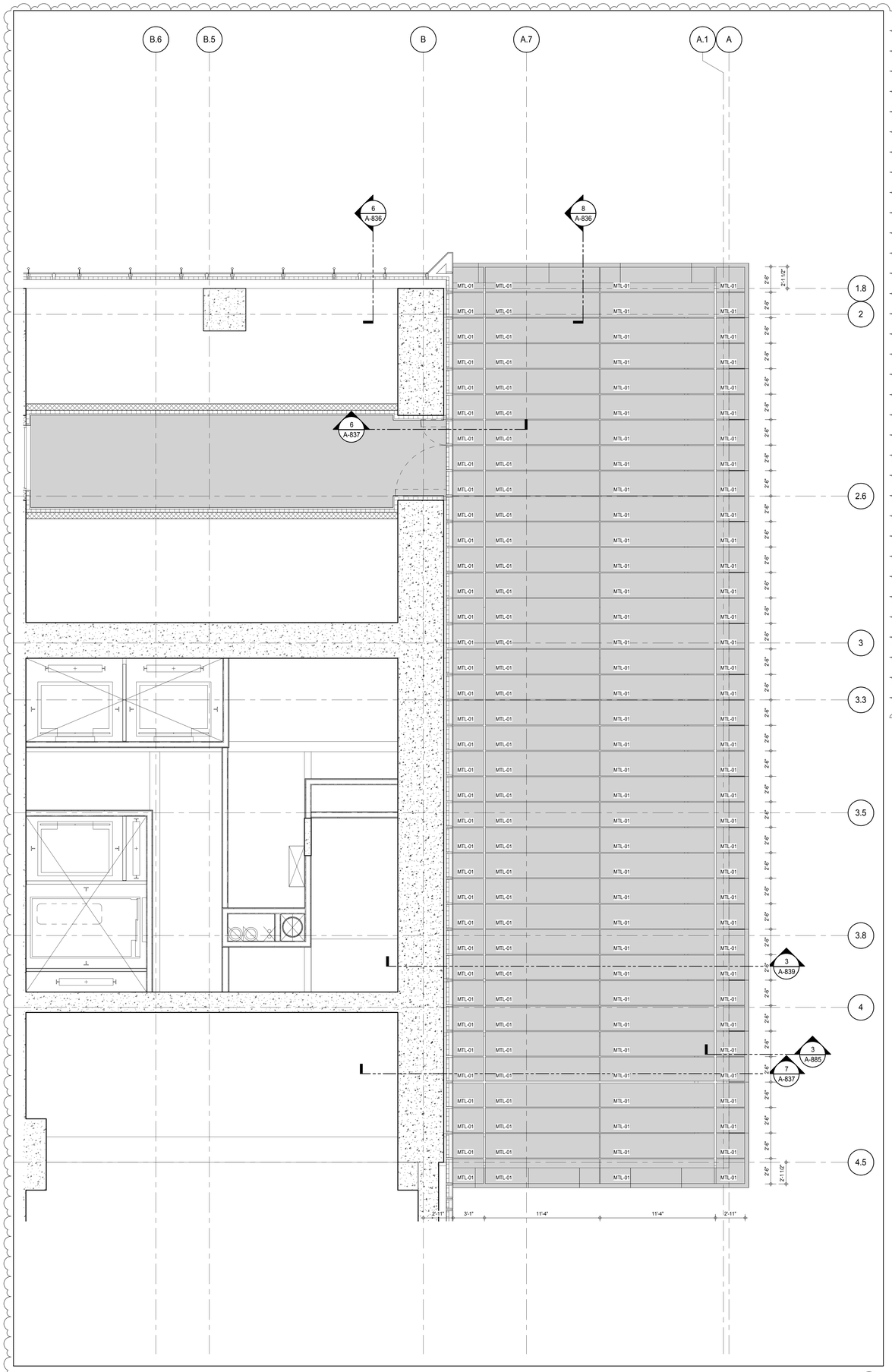

REFLECTED CEILING PLAN DETAIL - UNDERSIDE OF CANTILEVER
A-211
1/4" = 1'-0"
4

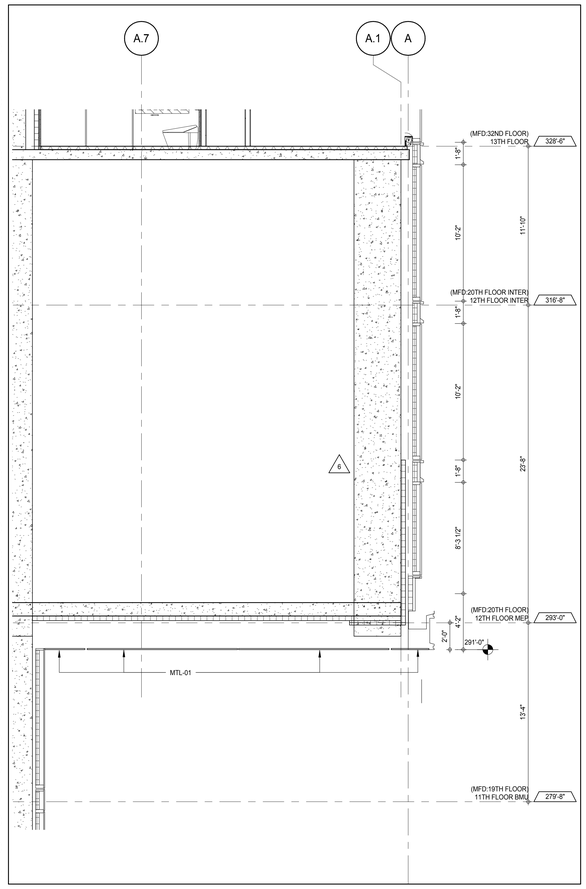

SECTION DETAIL - UNDERSIDE OF CANTILEVER
A-837
1/4" = 1'-0"
3

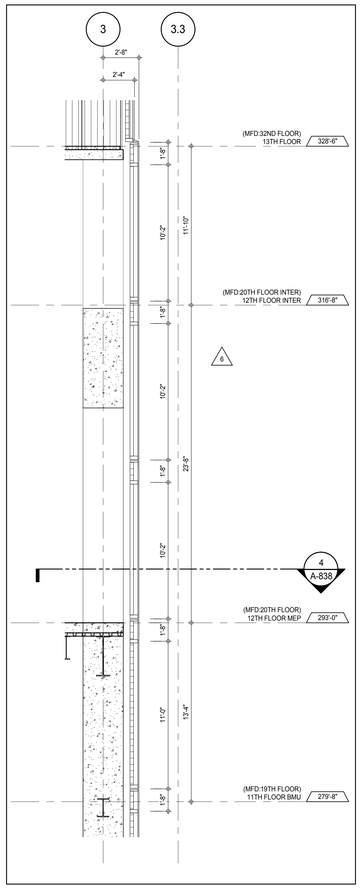

SECTION DETAIL - SOUTH
A-838
1/4" = 1'-0"
2

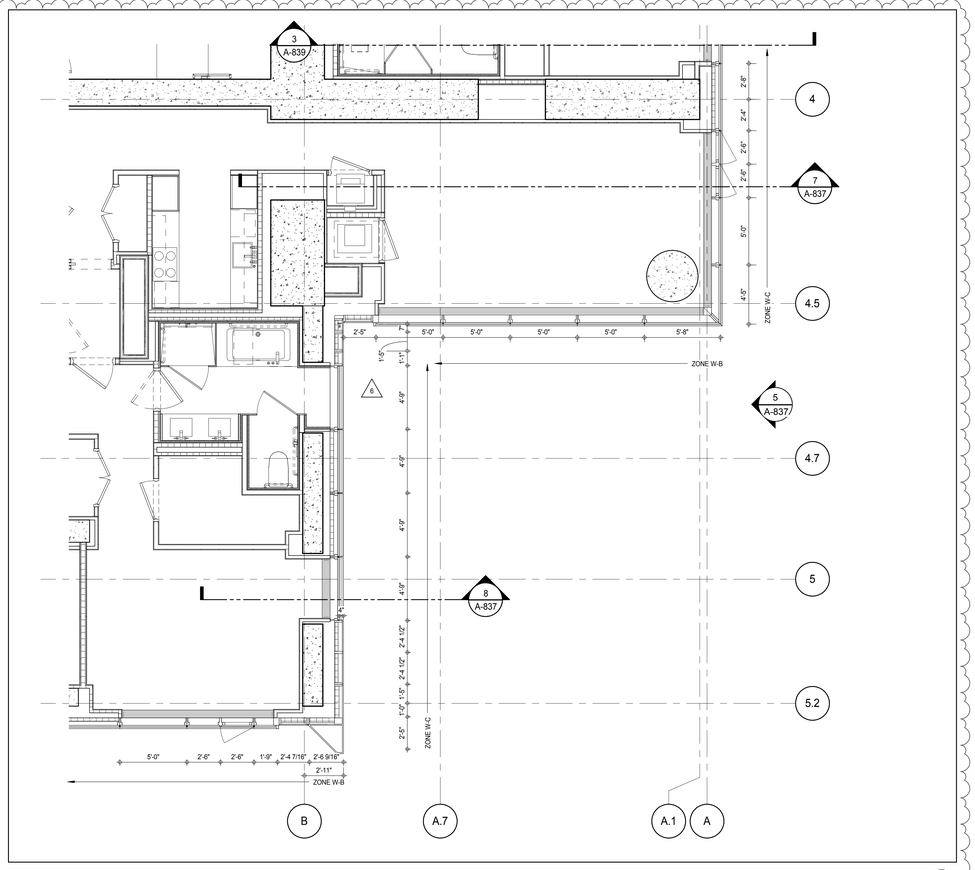

PLAN DETAIL - 13TH FLOOR - SOUTH EAST
A-126
1/4" = 1'-0"
1



KEY PLAN:

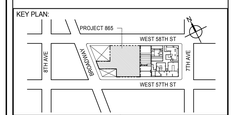

PROJECT NORTH

TRUE NORTH

DEVELOPER:
EXTELL DEVELOPMENT COMPANY
805 THIRD AVENUE, 7TH FLOOR
New York, NY 10022 USA
TEL: 212 712 6000 FAX: 212 712 6100

DESIGN ARCHITECT: Base Building Shell & Core
ADRIAN SMITH + GORDON GILL ARCHITECTURE
111 WEST MONROE STREET SUITE 2300
CHICAGO IL 60603
TEL: 312 920 1888 FAX: 312 920 1775

INTERIOR DESIGNER: Residential
Rottet Architecture and Design Studio, PLLC
298 Fifth Ave, 7th Floor
New York, NY 10001
TEL: 646 998 7000 FAX:

ARCHITECT OF RECORD: Base Building Shell, Core, & Residential
AAI ARCHITECTS, P.C.
401 Wellington St. W., 3rd Floor
Toronto, ON M5V 1E7 Canada
TEL: 416 967 1500 FAX: 416 967 7150

STRUCTURAL ENGINEERS:
WSP CANTOR SEINUK
228 EAST 45th Street
New York, NY 10017 USA
TEL: 212 687 9888 FAX: 646 487 5501

MEP ENGINEERS:
AKF GROUP
165 Broadway, 22nd Floor
New York, NY 10006 USA
TEL: 212 354 5656 FAX: 212 354 5668

GEOTECHNICAL ENGINEERS:
Langan Engineering & Environmental Services
21 Penn Plaza - 360 West 31st Street, 8th Floor
New York, NY 10001-2727
TEL: 212 479 5400 FAX: 212 479 5444

CODE CONSULTANTS:
Construction Consulting Associates
100 Church Street
New York, NY 10007
TEL: 212 385 1818 FAX: 212 385 1911

CURTAINWALL CONSULTANT:
AJLP Consulting
40 Worth Street. Suite 826
New York, NY 10013
TEL: 212 757 5659 FAX: 646 219 8508

LANDMARK/PRESERVATION CONSULTANT:
Jan Hird Pokorny Associates, Inc.
39 West 37th Street, 12A
New York, NY 10018
TEL: 212 759 6462 FAX: 212 759 6540

No.	DESCRIPTION	DATE
1	CD PROGRESS ISSUE 1	15 OCT 14
2	CD PROGRESS ISSUE 2	19 DEC 14
3	D.O.B. SUBMISSION	18 FEB 15
4	CD PROGRESS ISSUE 3	09 MAR 15
	D.O.B. SUBMISSION	27 APR 15
5	CD PROGRESS ISSUE 4	01 JUN 15
6	CD PROGRESS ISSUE 5	10 AUG 15
	D.O.B. AMENDMENT 2	21 SEP 15

0 2'-0" 4'-0" 8'-0"

NOT FOR BID/CONSTRUCTION

Discrepancies must be reported immediately to the Architect before proceeding. Only figured dimensions are to be used. Contractors must check all dimensions on site. This drawing is protected by copyright.

ALL DIMENSIONS ARE SHOWN IN IMPERIAL.

CONSULTANT:

AAI ARCHITECTS, P.C.

PROJECT:

217 WEST 57TH STREET
NEW YORK, NY

DRAWING TITLE:

EXTERIOR WALL DETAILS - T1 - SOUTH EAST

SEAL & SIGNATURE:

REGISTERED ARCHITECT ADRIAN DAVID JAMES GILL 026881 STATE OF NEW YORK

DATE:	15 OCT 14
PROJECT No:	1216-00
DRAWN: Author	REV: 6
CHK: Checker	
SCALE: 1/4" = 1'-0"	
DWG No:	A-839.01
DOB PAGE No:	447 of 569

DOB EMPLOYEE STAMP:

DOB B-SCAN:

36" x 48" Arch E SHEET SIZE
FILE NAME: C:\Revit Local Files\EXTELL-865-AAI-TWR-CNF_Jadlamm.rvt
PLOT DATE: 9/22/2015 12:34:31 PM

DEPT OF BLDGS 121267825 Job Number
E380051124880 Scan Code

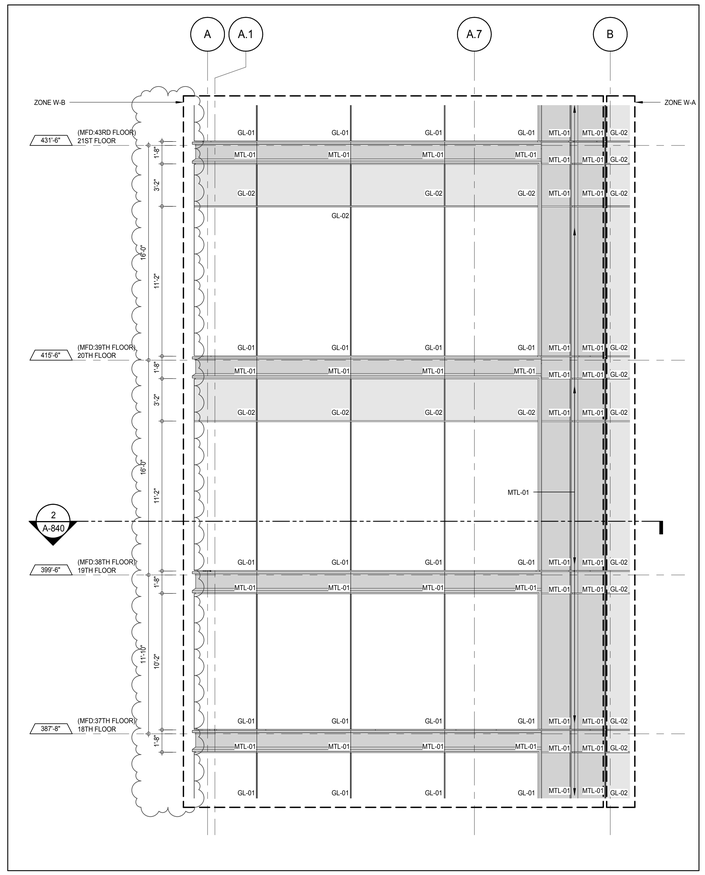

ELEVATION DETAIL - NORTH 9
A-212
1/4" = 1'-0"

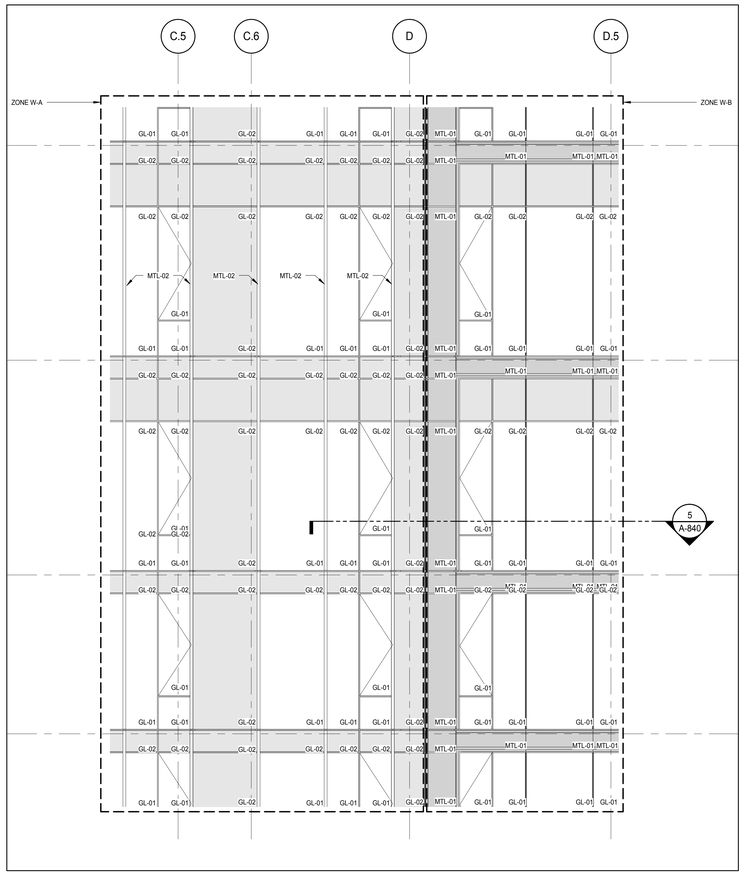

ELEVATION DETAIL - NORTH 6
A-212
1/4" = 1'-0"

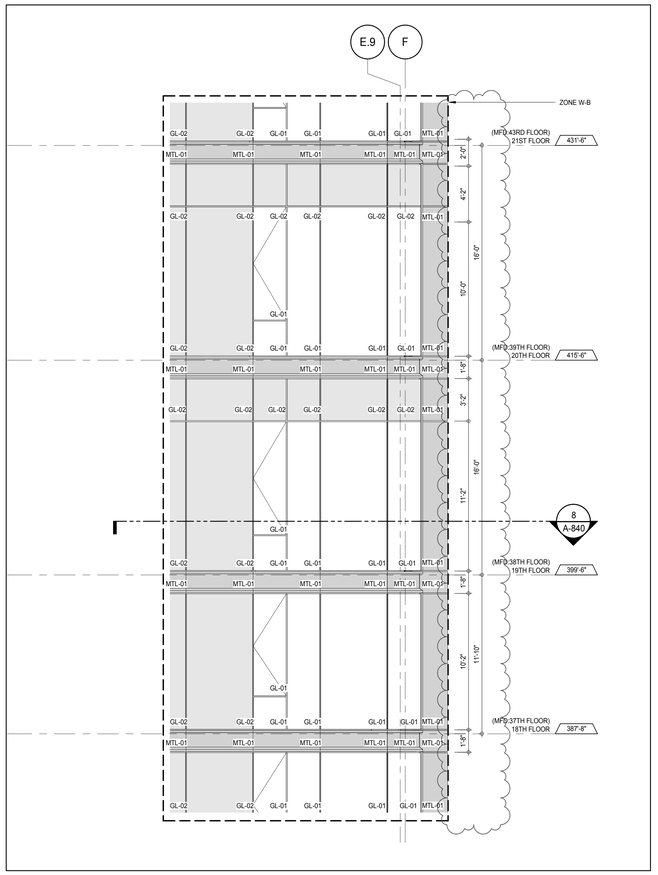

ELEVATION DETAIL - NORTH 3
A-212
1/4" = 1'-0"

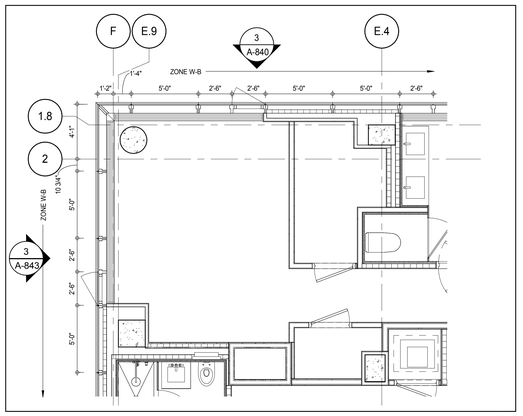

PLAN DETAIL - 19TH FLOOR - NORTH WEST 8
A-131
1/4" = 1'-0"

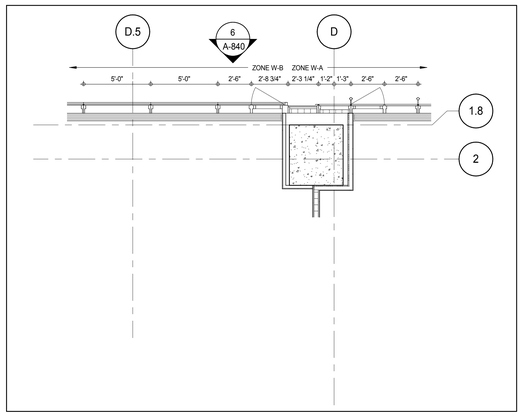

PLAN DETAIL - 19TH FLOOR - NORTH 5
A-131
1/4" = 1'-0"

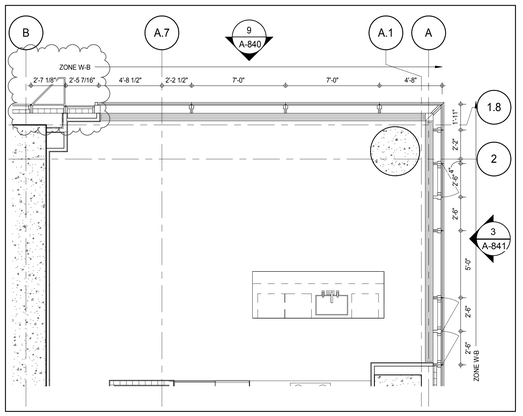

PLAN DETAIL - 19TH FLOOR - NORTH EAST 2
A-132
1/4" = 1'-0"



KEY PLAN:

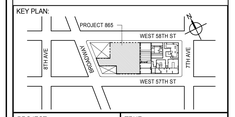

PROJECT NORTH:

TRUE NORTH

DEVELOPER:
EXTELL DEVELOPMENT COMPANY
805 THIRD AVENUE, 7TH FLOOR
New York, NY 10022 USA
TEL: 212 712 6000 FAX: 212 712 6100

DESIGN ARCHITECT: Base Building Shell & Core
ADRIAN SMITH + GORDON GILL ARCHITECTURE
111 WEST MONROE STREET SUITE 2300
CHICAGO IL 60603
TEL: 312 920 1888 FAX: 312 920 1775

INTERIOR DESIGNER: Residential
Rottet Architecture and Design Studio, PLLC
298 Fifth Ave, 7th Floor
New York, NY 10001
TEL: 646 998 7000 FAX:

ARCHITECT OF RECORD: Base Building Shell, Core, & Residential
AAI ARCHITECTS, P.C.
401 Wellington St. W., 3rd Floor
Toronto, ON M5V 1E7 Canada
TEL: 416 967 1500 FAX: 416 967 7150

STRUCTURAL ENGINEERS:
WSP CANTOR SEINUK
228 EAST 45th Street
New York, NY 10017 USA
TEL: 212 687 9888 FAX: 646 487 5501

MEP ENGINEERS:
AKF GROUP
165 Broadway, 22nd Floor
New York, NY 10006 USA
TEL: 212 354 5656 FAX: 212 354 5668

GEOTECHNICAL ENGINEERS:
Langan Engineering & Environmental Services
21 Penn Plaza - 360 West 31st Street, 8th Floor
New York, NY 10001-2727
TEL: 212 479 5400 FAX: 212 479 5444

CODE CONSULTANTS:
Construction Consulting Associates
100 Church Street
New York, NY 10007
TEL: 212 385 1818 FAX: 212 385 1911

CURTAINWALL CONSULTANT:
AJLP Consulting
40 Worth Street. Suite 826
New York, NY 10013
TEL: 212 757 5659 FAX: 646 219 8508

LANDMARK/PRESERVATION CONSULTANT:
Jan Hird Pokorny Associates, Inc.
39 West 37th Street, 12A
New York, NY 10018
TEL: 212 759 6462 FAX: 212 759 6540

No.	DESCRIPTION	DATE
1	D.O.B. SUBMISSION	18 FEB 15
2	CD PROGRESS ISSUE 3	09 MAR 15
	D.O.B. SUBMISSION	27 APR 15
3	CD PROGRESS ISSUE 4	01 JUN 15
4	CD PROGRESS ISSUE 5	10 AUG 15
	D.O.B. AMENDMENT 2	21 SEP 15

0 2' - 0" 4' - 0" 8' - 0"

NOT FOR BID/CONSTRUCTION

Discrepancies must be reported immediately to the Architect before proceeding. Only figured dimensions are to be used. Contractors must check all dimensions on site. This drawing is protected by copyright.

ALL DIMENSIONS ARE SHOWN IN IMPERIAL.

CONSULTANT:

AAI ARCHITECTS, P.C.

PROJECT:

217 WEST 57TH STREET
NEW YORK, NY

DRAWING TITLE:

EXTERIOR WALL DETAILS - T1 - NORTH

SEAL & SIGNATURE:

REGISTERED ARCHITECT
ERIC DAVID JANSSEN
AA 029881
STATE OF NEW YORK

DATE:	18 FEB 15
PROJECT No:	1216-00
DRAWN: Author	REV:
CHK: Checker	4
SCALE: 1/4" = 1'-0"	
DWG No:	A-840.01
DOB PAGE No:	448 of 569

DOB EMPLOYEE STAMP:

DOB B-SCAN:

36" x 48" Arch E SHEET SIZE
FILE NAME: C:\Revit Local Files\EXTELL-865-AAI-TWR-CNF_Jsellers.rvt
PLOT DATE: 6/22/2015 12:55:51 PM

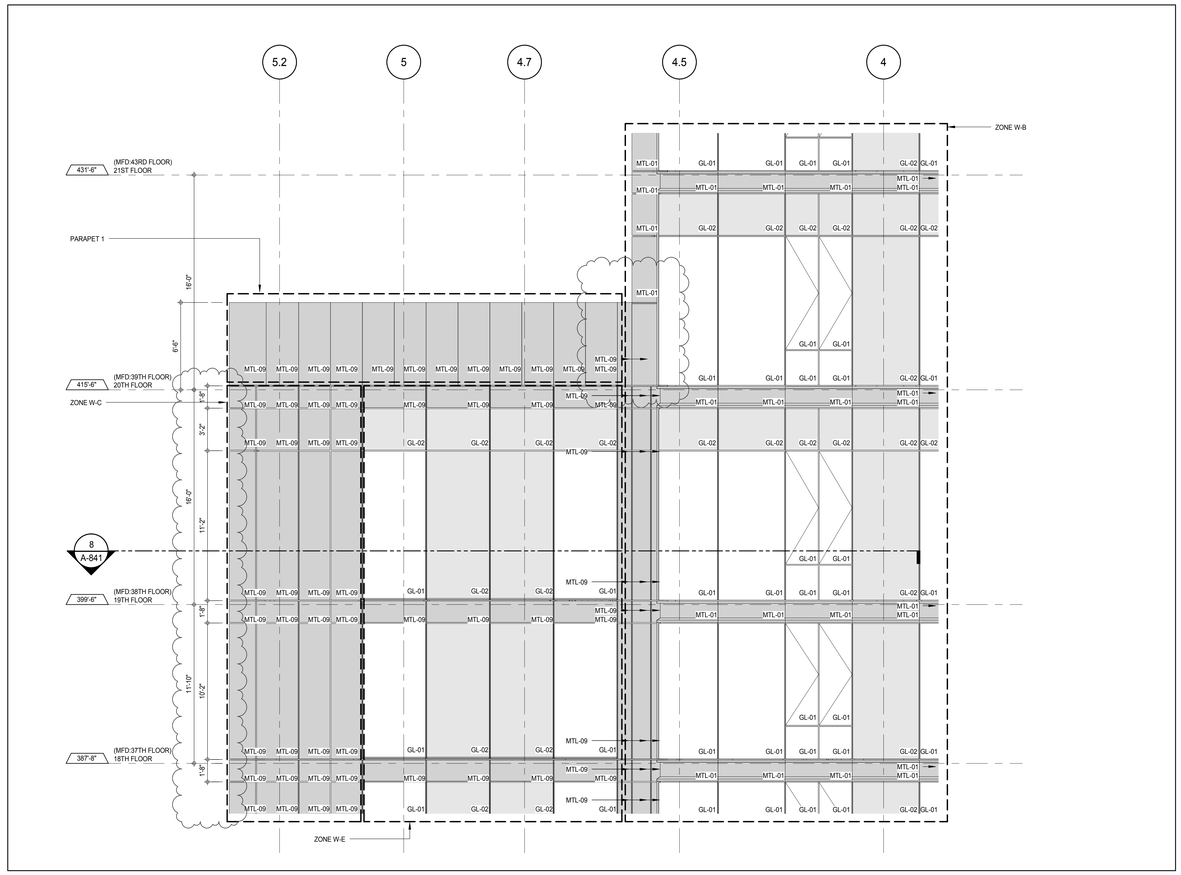

ELEVATION DETAIL - EAST 6

A-222
1/4" = 1'-0"

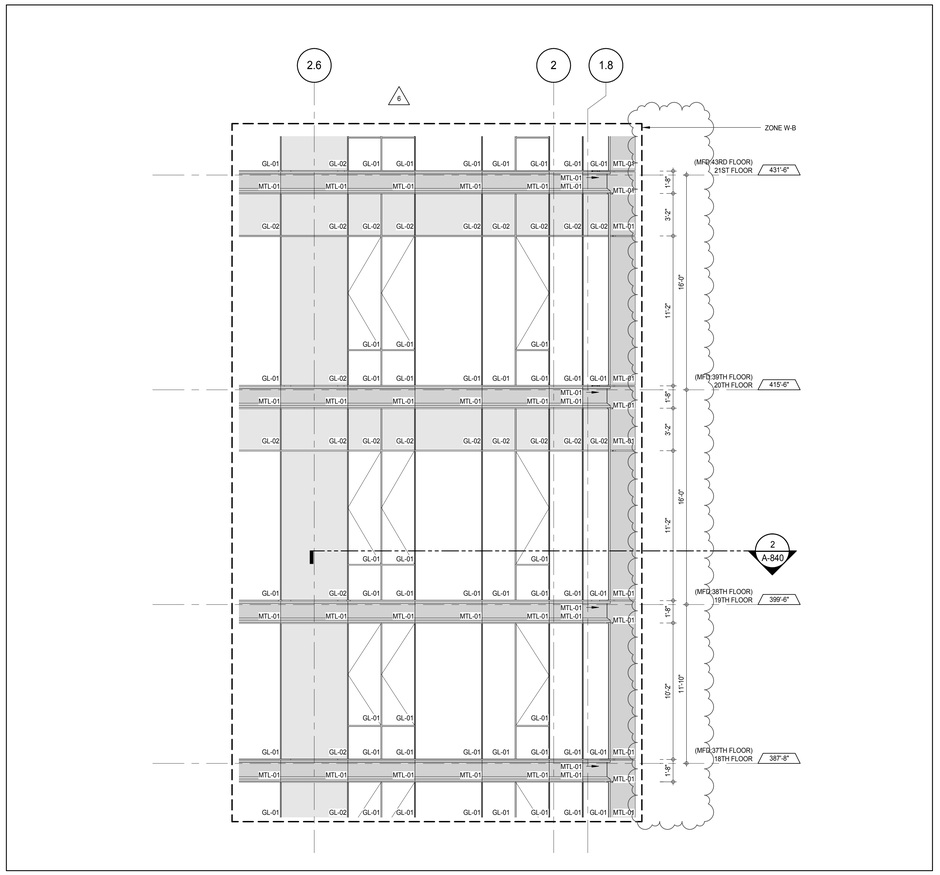

ELEVATION DETAIL - EAST 3

A-222
1/4" = 1'-0"

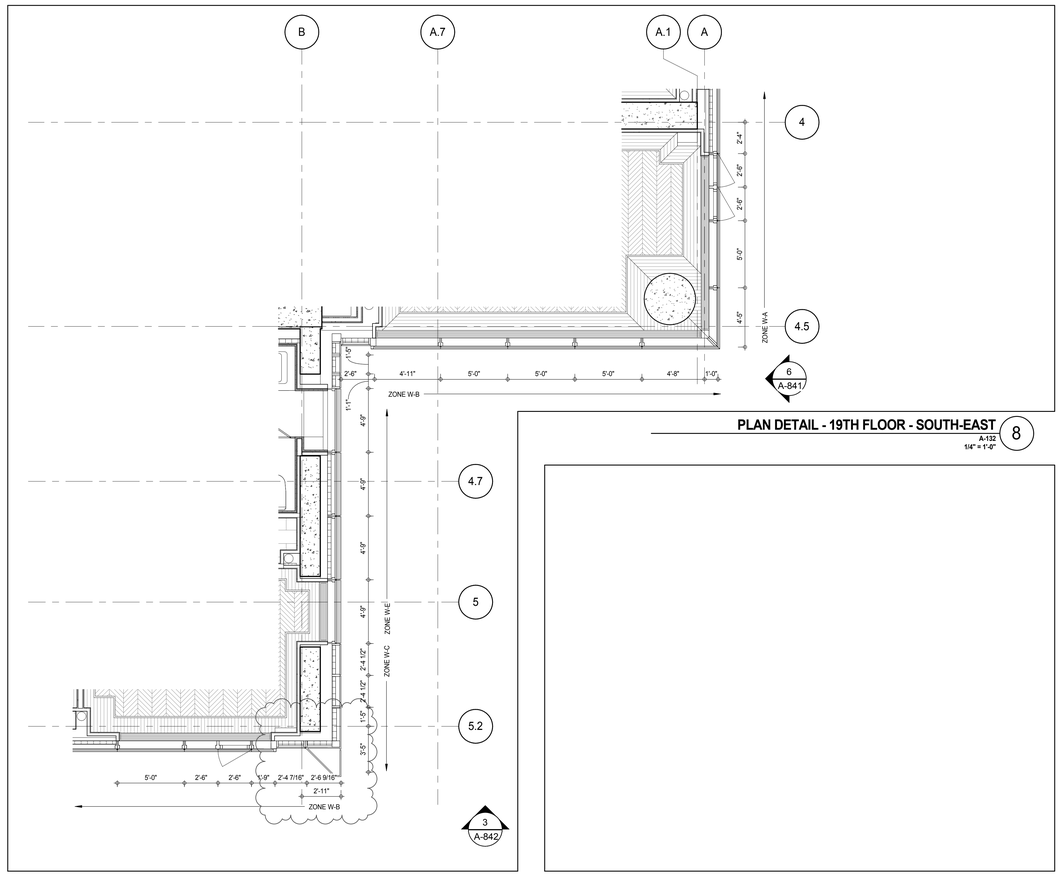

PLAN DETAIL - 19TH FLOOR - SOUTH-EAST 8

A-132
1/4" = 1'-0"

KEY PLAN:

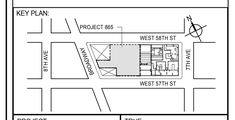

PROJECT NORTH

TRUE NORTH

DEVELOPER:
EXTELL DEVELOPMENT COMPANY
805 THIRD AVENUE, 7TH FLOOR
New York, NY 10022 USA
TEL: 212 712 6000 FAX: 212 712 6100

DESIGN ARCHITECT: Base Building Shell & Core
ADRIAN SMITH + GORDON GILL ARCHITECTURE
111 WEST MONROE STREET SUITE 2300
CHICAGO IL 60603
TEL: 312 920 1888 FAX: 312 920 1775

INTERIOR DESIGNER: Residential
Rottet Architecture and Design Studio, PLLC
298 Fifth Ave, 7th Floor
New York, NY 10001
TEL: 646 998 7000 FAX:

ARCHITECT OF RECORD: Base Building Shell, Core, & Residential
AAI ARCHITECTS, P.C.
401 Wellington St. W., 3rd Floor
Toronto, ON M5V 1E7 Canada
TEL: 416 967 1500 FAX: 416 967 7150

STRUCTURAL ENGINEERS:
WSP CANTOR SEINUK
228 EAST 45th Street
New York, NY 10017 USA
TEL: 212 687 9888 FAX: 646 487 5501

MEP ENGINEERS:
AKF GROUP
165 Broadway, 22nd Floor
New York, NY 10006 USA
TEL: 212 354 5656 FAX: 212 354 5668

GEOTECHNICAL ENGINEERS:
Langan Engineering & Environmental Services
21 Penn Plaza - 360 West 31st Street, 8th Floor
New York, NY 10001-2727
TEL: 212 479 5400 FAX: 212 479 5444

CODE CONSULTANTS:
Construction Consulting Associates
100 Church Street
New York, NY 10007
TEL: 212 385 1818 FAX: 212 385 1911

CURTAINWALL CONSULTANT:
AJLP Consulting
40 Worth Street. Suite 826
New York, NY 10013
TEL: 212 757 5659 FAX: 646 219 8508

LANDMARK/PRESERVATION CONSULTANT:
Jan Hird Pokorny Associates, Inc.
39 West 37th Street, 12A
New York, NY 10018
TEL: 212 759 6462 FAX: 212 759 6540

No.	DESCRIPTION	DATE
1	CD PROGRESS ISSUE 1	15 OCT 14
2	CD PROGRESS ISSUE 2	19 DEC 14
3	D.O.B. SUBMISSION	18 FEB 15
4	CD PROGRESS ISSUE 3	09 MAR 15
	D.O.B. SUBMISSION	27 APR 15
5	CD PROGRESS ISSUE 4	01 JUN 15
6	CD PROGRESS ISSUE 5	10 AUG 15
	D.O.B. AMENDMENT 2	21 SEP 15

0 2' - 0" 4' - 0" 8' - 0"

NOT FOR BID/CONSTRUCTION

Discrepancies must be reported immediately to the Architect before proceeding. Only figured dimensions are to be used. Contractors must check all dimensions on site. This drawing is protected by copyright.

ALL DIMENSIONS ARE SHOWN IN IMPERIAL.

CONSULTANT:

AAI ARCHITECTS, P.C.

PROJECT:

217 WEST 57TH STREET
NEW YORK, NY

DRAWING TITLE:

EXTERIOR WALL DETAILS - T1 - EAST

SEAL & SIGNATURE:

REGISTERED ARCHITECT MICHAEL DAVID JANSSEN AA 029881 STATE OF NEW YORK

DATE:	15 OCT 14
PROJECT No:	1216-00
DRAWN: Author	REV:
CHK: Checker	6
SCALE: 1/4" = 1'-0"	
DWG No:	A-841.01
DOB PAGE No:	449 of 569

DOB EMPLOYEE STAMP:

DOB B-SCAN:

DEPT OF BLDGS 421258305 Job Number
E528582528 Scan Code
36" x 48" Arch E SHEET SIZE
FILE NAME: C:\Revit Local Files\EXTELL-865-AAI-TVR-CNF_Jsellerin.rvt
PLOT DATE: 8/22/2015 12:55:33 PM

DEPT OF BLDGS 421258305 Job Number
E-S22555-7435 Scan Code

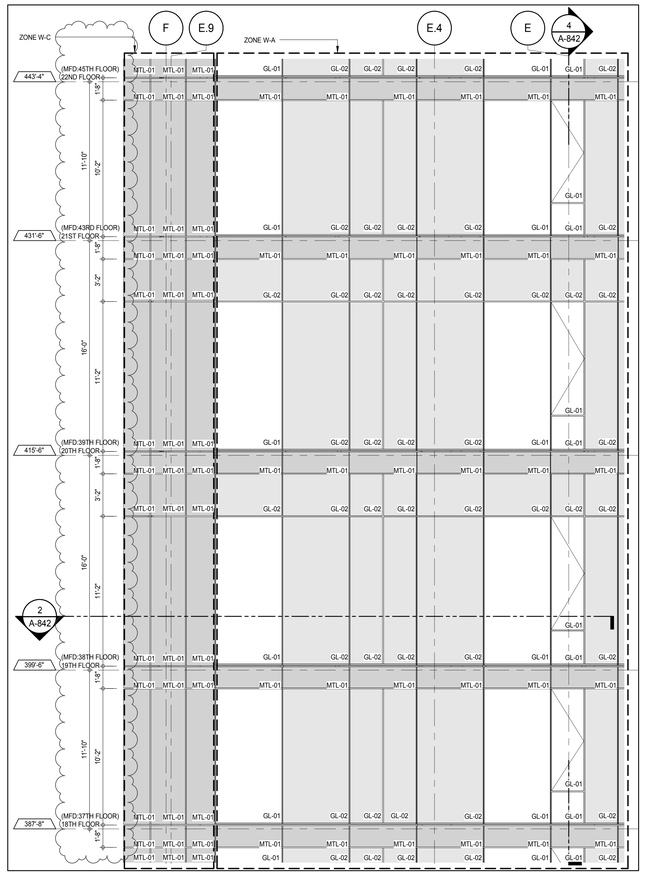

ELEVATION DETAIL - SOUTH 8
A-217
1/4" = 1'-0"

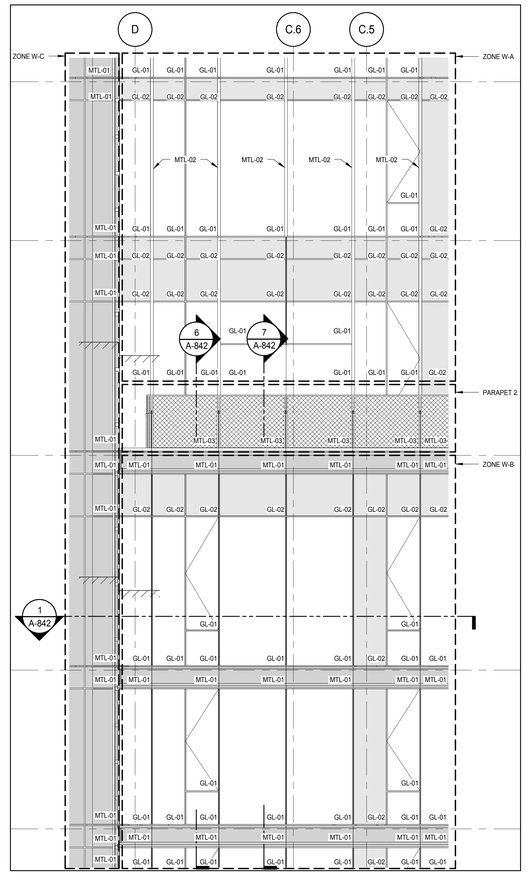

ELEVATION DETAIL - SOUTH 5
A-217
1/4" = 1'-0"

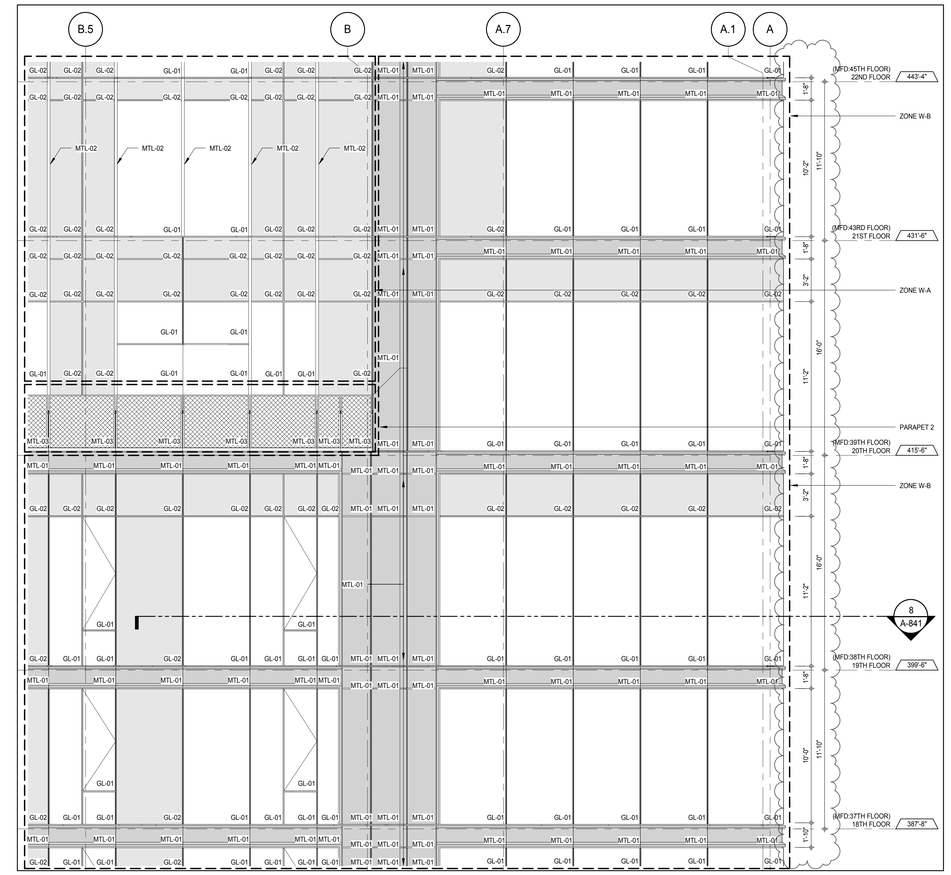

ELEVATION DETAIL - SOUTH 3
A-217
1/4" = 1'-0"

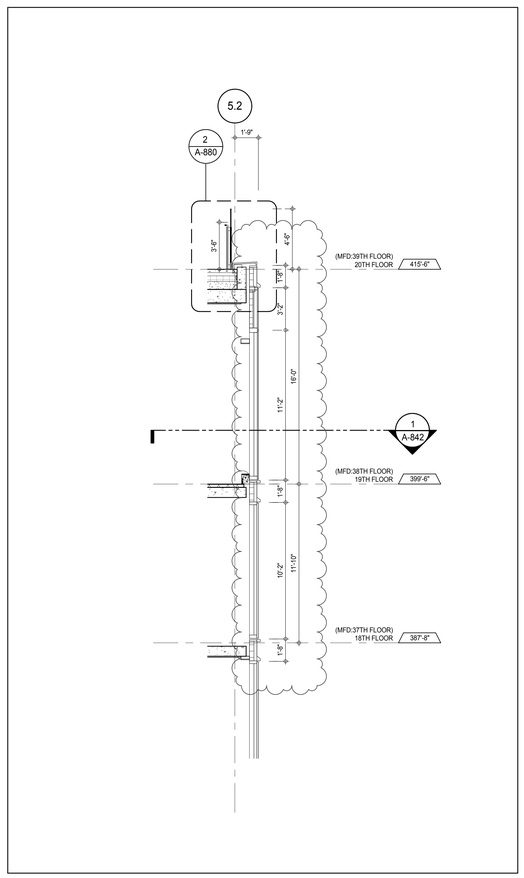

SECTION DETAIL - SOUTH 7
A-842
1/4" = 1'-0"

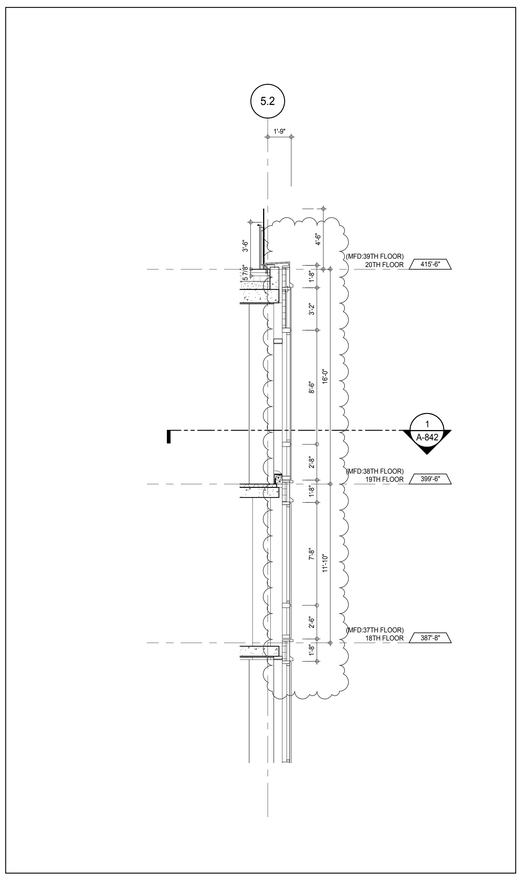

SECTION DETAIL - SOUTH 6
A-842
1/4" = 1'-0"

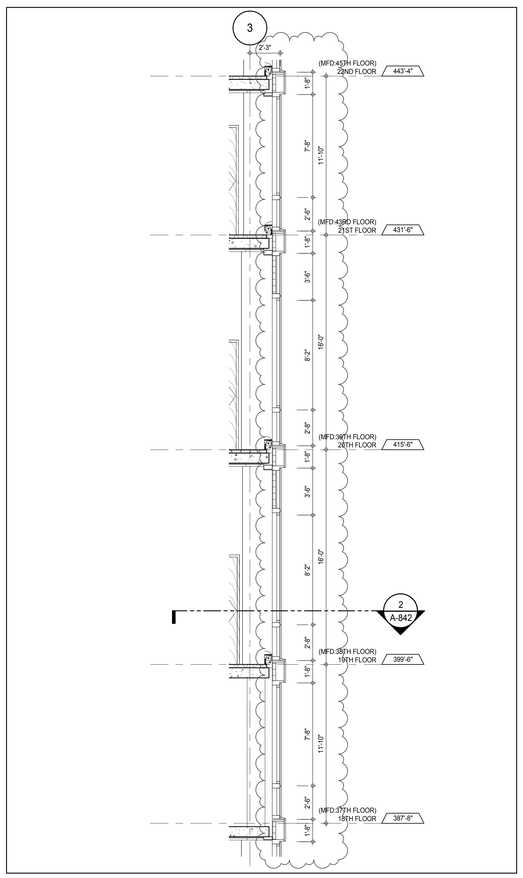

SECTION DETAIL - SOUTH-WEST 4
A-842
1/4" = 1'-0"

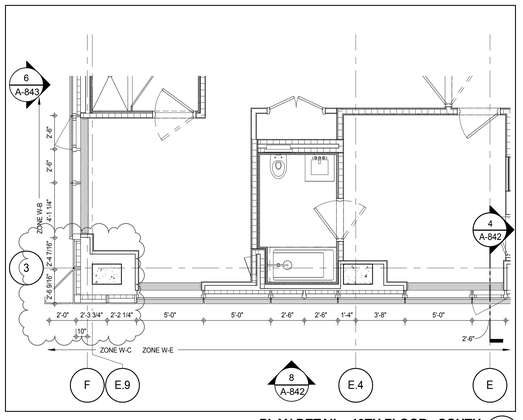

PLAN DETAIL - 19TH FLOOR - SOUTH 2
A-131
1/4" = 1'-0"

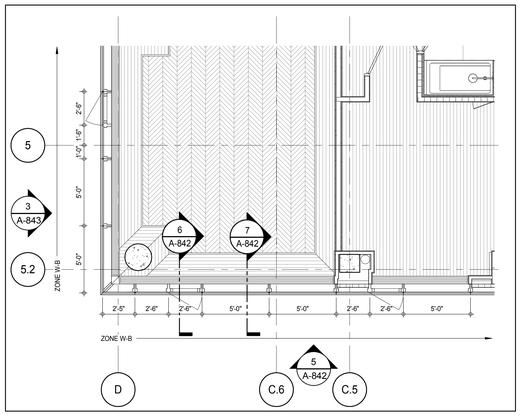

PLAN DETAIL- 19TH FLOOR- SOUTH-WEST 1
A-132
1/4" = 1'-0"

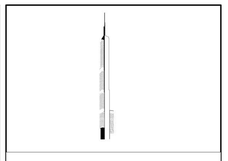

KEY PLAN:

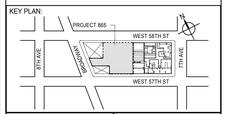

PROJECT NORTH | TRUE NORTH

DEVELOPER:
EXTELL DEVELOPMENT COMPANY
805 THIRD AVENUE, 7TH FLOOR
New York, NY 10022 USA
TEL: 212 712 6000 FAX: 212 712 6100

DESIGN ARCHITECT: Base Building Shell & Core
ADRIAN SMITH + GORDON GILL ARCHITECTURE
111 WEST MONROE STREET SUITE 2300
CHICAGO IL 60603
TEL: 312 920 1888 FAX: 312 920 1775

INTERIOR DESIGNER: Residential
Rottet Architecture and Design Studio, PLLC
298 Fifth Ave, 7th Floor
New York, NY 10001
TEL: 646 998 7000 FAX:

ARCHITECT OF RECORD: Base Building Shell, Core, & Residential
AAI ARCHITECTS, P.C.
401 Wellington St. W., 3rd Floor
Toronto, ON M5V 1E7 Canada
TEL: 416 967 1500 FAX: 416 967 7150

STRUCTURAL ENGINEERS:
WSP CANTOR SEINUK
228 EAST 45th Street
New York, NY 10017 USA
TEL: 212 687 9888 FAX: 646 487 5501

MEP ENGINEERS:
AKF GROUP
165 Broadway, 22nd Floor
New York, NY 10006 USA
TEL: 212 354 5656 FAX: 212 354 5668

GEOTECHNICAL ENGINEERS:
Langan Engineering & Environmental Services
21 Penn Plaza - 360 West 31st Street, 8th Floor
New York, NY 10001-2727
TEL: 212 479 5400 FAX: 212 479 5444

CODE CONSULTANTS:
Construction Consulting Associates
100 Church Street
New York, NY 10007
TEL: 212 385 1818 FAX: 212 385 1911

CURTAINWALL CONSULTANT:
AJLP Consulting
40 Worth Street. Suite 826
New York, NY 10013
TEL: 212 757 5659 FAX: 646 219 8508

LANDMARK/PRESERVATION CONSULTANT:
Jan Hird Pokorny Associates, Inc.
39 West 37th Street, 12A
New York, NY 10018
TEL: 212 759 6462 FAX: 212 759 6540

No.	DESCRIPTION	DATE
1	CD PROGRESS ISSUE 1	15 OCT 14
2	CD PROGRESS ISSUE 2	19 DEC 14
3	D.O.B. SUBMISSION	18 FEB 15
4	CD PROGRESS ISSUE 3	09 MAR 15
	D.O.B. SUBMISSION	27 APR 15
5	CD PROGRESS ISSUE 4	01 JUN 15
6	CD PROGRESS ISSUE 5	10 AUG 15
	D.O.B. AMENDMENT 2	21 SEP 15

0 2' - 0" 4' - 0" 8' - 0"

NOT FOR BID/CONSTRUCTION

Discrepancies must be reported immediately to the Architect before proceeding. Only figured dimensions are to be used. Contractors must check all dimensions on site. This drawing is protected by copyright.

ALL DIMENSIONS ARE SHOWN IN IMPERIAL.

CONSULTANT:
AAI ARCHITECTS, P.C.

PROJECT:
217 WEST 57TH STREET
NEW YORK, NY

DRAWING TITLE:
EXTERIOR WALL DETAILS - T1 - SOUTH

SEAL & SIGNATURE:



DATE:	15 OCT 14
PROJECT No:	1216-00
DRAWN: Author	REV: 6
CHK: Checker	
SCALE: 1/4" = 1'-0"	
DWG No:	**A-842.01**
DOB PAGE No:	450 of 569

DOB EMPLOYEE STAMP: DOB B-SCAN:

36" x 48" Arch E SHEET SIZE
FILE NAME: C:\Revit Local Files\EXTELL-865-AAI-TVSR-CNF_Jeffelmin.rvt
PLOT DATE: 6/22/2015 12:38:51 PM

DEPT OF BLDGS 421263426 Job Number
E300680261995 Scan Code

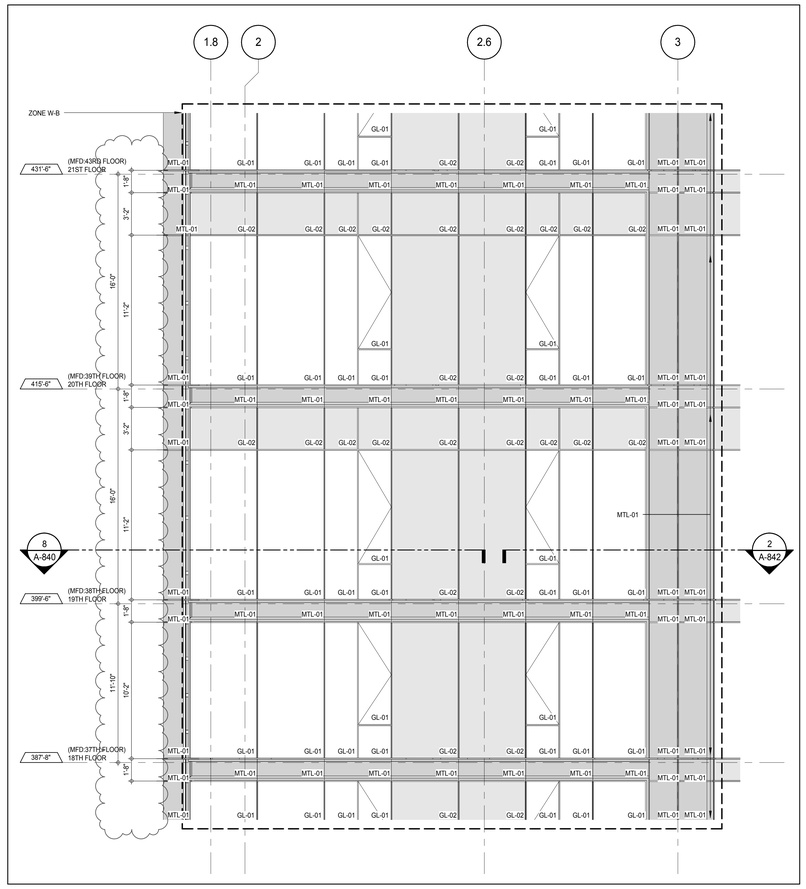

ELEVATION DETAIL - WEST 6
A-227
1/4" = 1'-0"

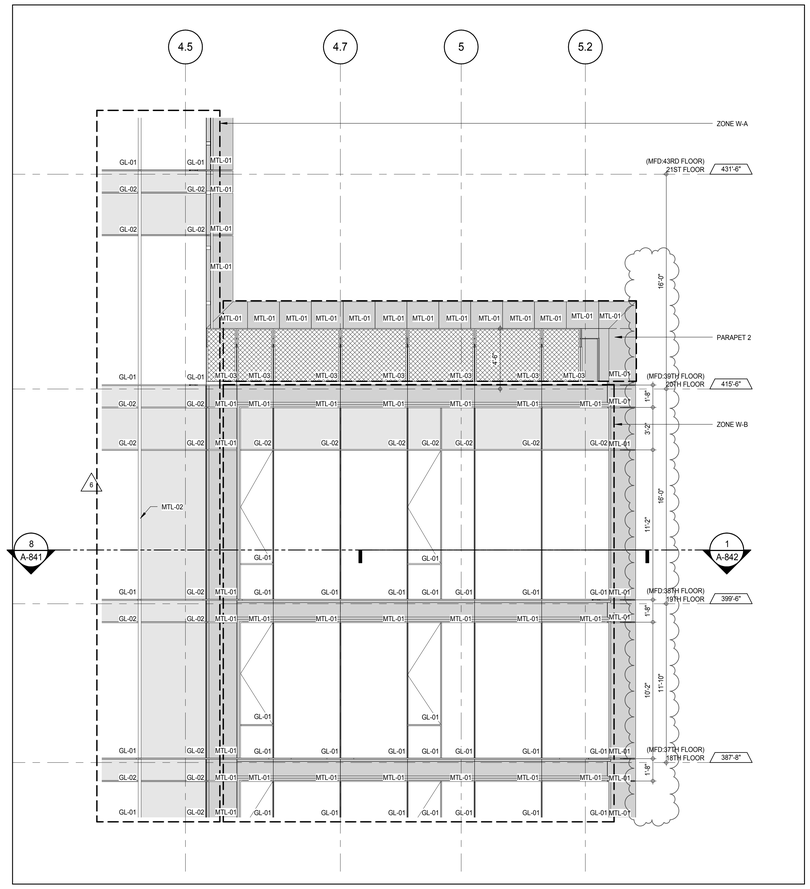

ELEVATION DETAIL - WEST 3
A-227
1/4" = 1'-0"



KEY PLAN:

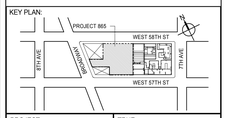

PROJECT NORTH

TRUE NORTH

DEVELOPER:
EXTELL DEVELOPMENT COMPANY
805 THIRD AVENUE, 7TH FLOOR
New York, NY 10022 USA
TEL: 212 712 6000 FAX: 212 712 6100

DESIGN ARCHITECT: Base Building Shell & Core
ADRIAN SMITH + GORDON GILL ARCHITECTURE
111 WEST MONROE STREET SUITE 2300
CHICAGO IL 60603
TEL: 312 920 1888 FAX: 312 920 1775

INTERIOR DESIGNER: Residential
Rottet Architecture and Design Studio, PLLC
298 Fifth Ave, 7th Floor
New York, NY 10001
TEL: 646 998 7000 FAX:

ARCHITECT OF RECORD: Base Building Shell, Core, & Residential
AAI ARCHITECTS, P.C.
401 Wellington St. W., 3rd Floor
Toronto, ON M5V 1E7 Canada
TEL: 416 967 1500 FAX: 416 967 7150

STRUCTURAL ENGINEERS:
WSP CANTOR SEINUK
228 EAST 45th Street
New York, NY 10017 USA
TEL: 212 687 9888 FAX: 646 487 5501

MEP ENGINEERS:
AKF GROUP
165 Broadway, 22nd Floor
New York, NY 10006 USA
TEL: 212 354 5656 FAX: 212 354 5668

GEOTECHNICAL ENGINEERS:
Langan Engineering & Environmental Services
21 Penn Plaza - 360 West 31st Street, 8th Floor
New York, NY 10001-2727
TEL: 212 479 5400 FAX: 212 479 5444

CODE CONSULTANTS:
Construction Consulting Associates
100 Church Street
New York, NY 10007
TEL: 212 385 1818 FAX: 212 385 1911

CURTAINWALL CONSULTANT:
AJLP Consulting
40 Worth Street. Suite 826
New York, NY 10013
TEL: 212 757 5659 FAX: 646 219 8508

LANDMARK/PRESERVATION CONSULTANT:
Jan Hird Pokorny Associates, Inc.
39 West 37th Street, 12A
New York, NY 10018
TEL: 212 759 6462 FAX: 212 759 6540

No.	DESCRIPTION	DATE
1	CD PROGRESS ISSUE 1	15 OCT 14
2	CD PROGRESS ISSUE 2	19 DEC 14
3	D.O.B. SUBMISSION	18 FEB 15
4	CD PROGRESS ISSUE 3	09 MAR 15
	D.O.B. SUBMISSION	27 APR 15
5	CD PROGRESS ISSUE 4	01 JUN 15
6	CD PROGRESS ISSUE 5	10 AUG 15
	D.O.B. AMENDMENT 2	21 SEP 15

0 2' - 0" 4' - 0" 8' - 0"

NOT FOR BID/CONSTRUCTION

Discrepancies must be reported immediately to the Architect before proceeding. Only figured dimensions are to be used. Contractors must check all dimensions on site. This drawing is protected by copyright.

ALL DIMENSIONS ARE SHOWN IN IMPERIAL.

CONSULTANT:
AAI ARCHITECTS, P.C.

PROJECT:
217 WEST 57TH STREET
NEW YORK, NY

DRAWING TITLE:
EXTERIOR WALL DETAILS - T1 - WEST

SEAL & SIGNATURE:
REGISTERED ARCHITECT
ADRIAN DAVID JAKSIC
No. 022883
STATE OF NEW YORK

DATE:	15 OCT 14
PROJECT No:	1216-00
DRAWN: Author	REV:
CHK. Checker	6
SCALE: 1/4" = 1'-0"	
DWG No:	A-843.01
DOB PAGE No:	451 of 569

DOB EMPLOYEE STAMP:

DOB B-SCAN:

36" x 48" Arch E SHEET SIZE
FILE NAME: C:\Revit Local Files\EXTELL-865-AAI-TWR-CNF_hadams.rvt
PLOT DATE: 9/28/2015 12:56:21 PM

DEPT OF BLDGS 421263505 Job Number
E361134596 Scan Code

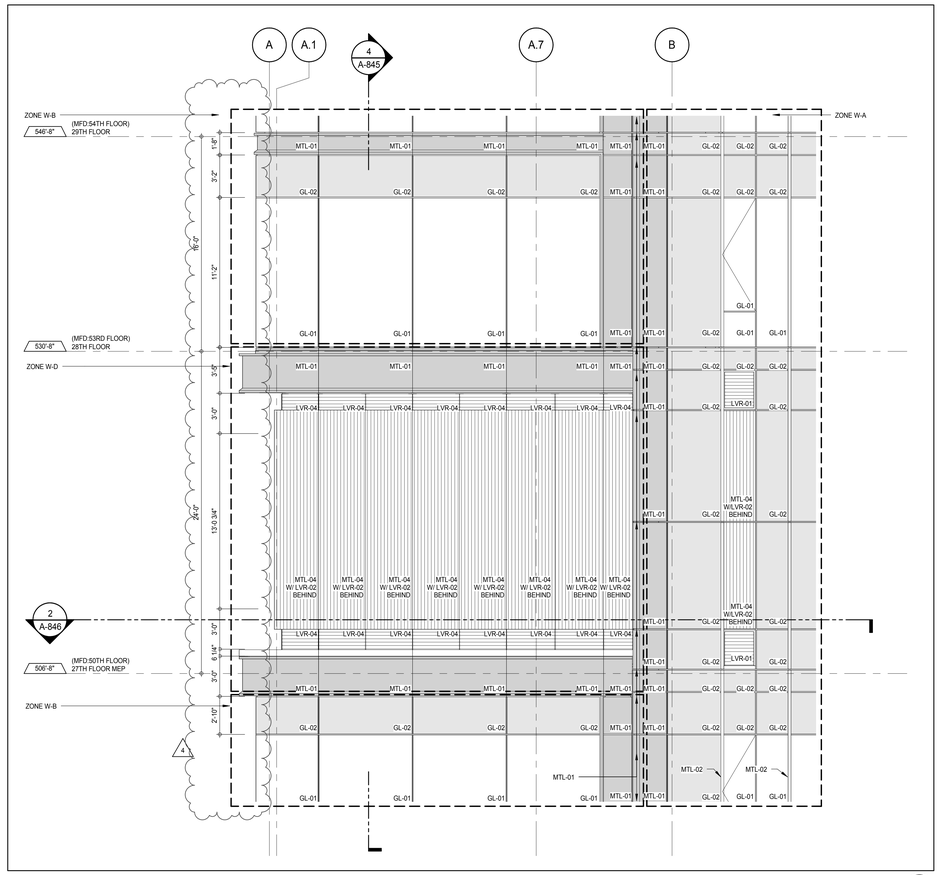

ELEVATION DETAIL - NORTH 7
A-212
1/4" = 1'-0"

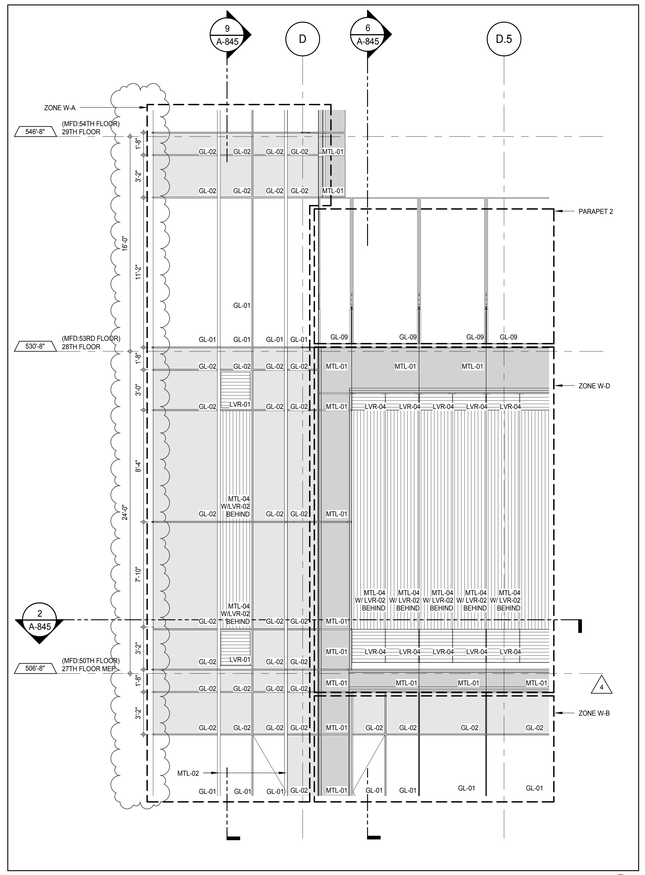

ELEVATION DETAIL - NORTH 5
A-212
1/4" = 1'-0"

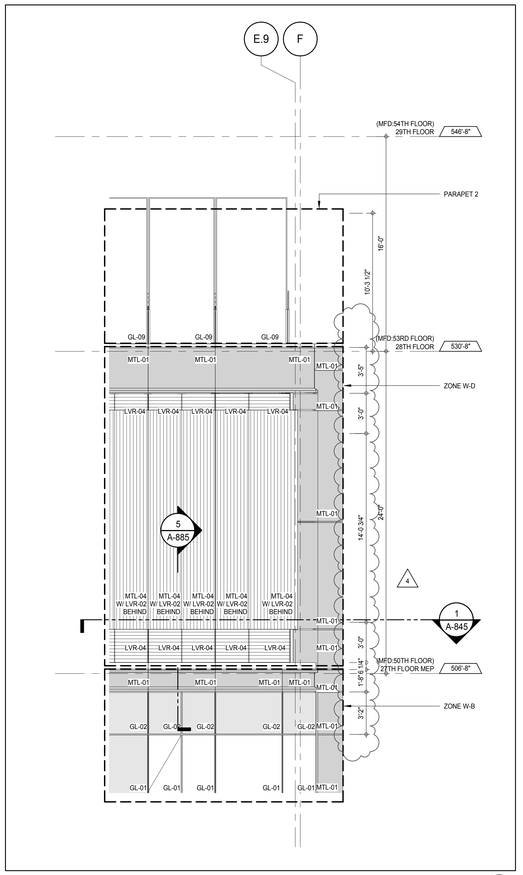

ELEVATION DETAIL - NORTH 3
A-212
1/4" = 1'-0"

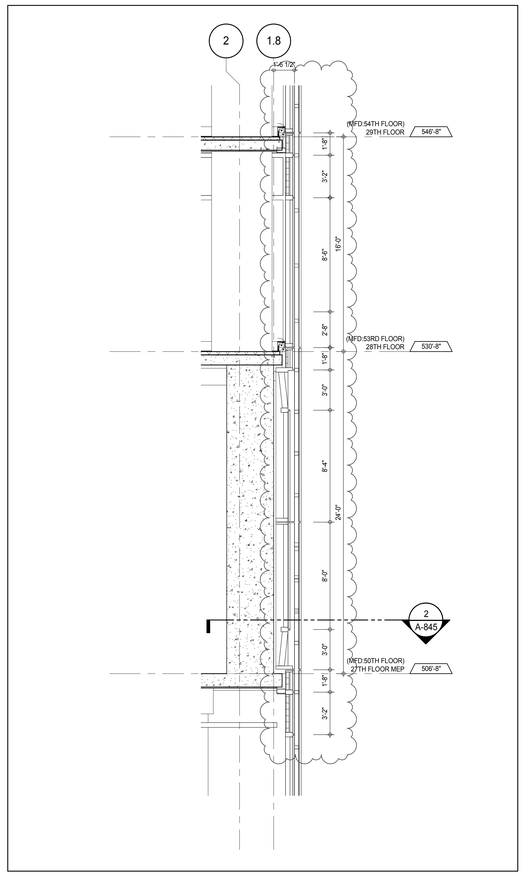

SECTION DETAIL - NORTH 9
A-845
1/4" = 1'-0"

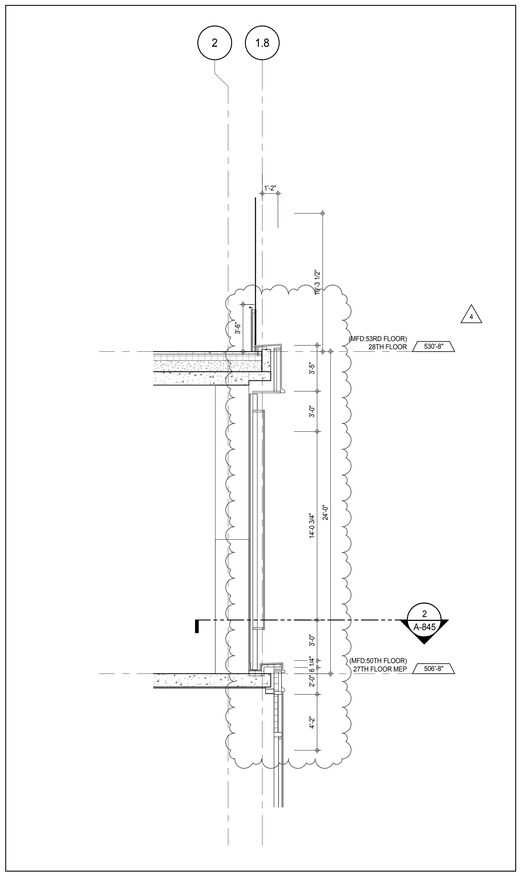

SECTION DETAIL- NORTH 6
A-845
1/4" = 1'-0"

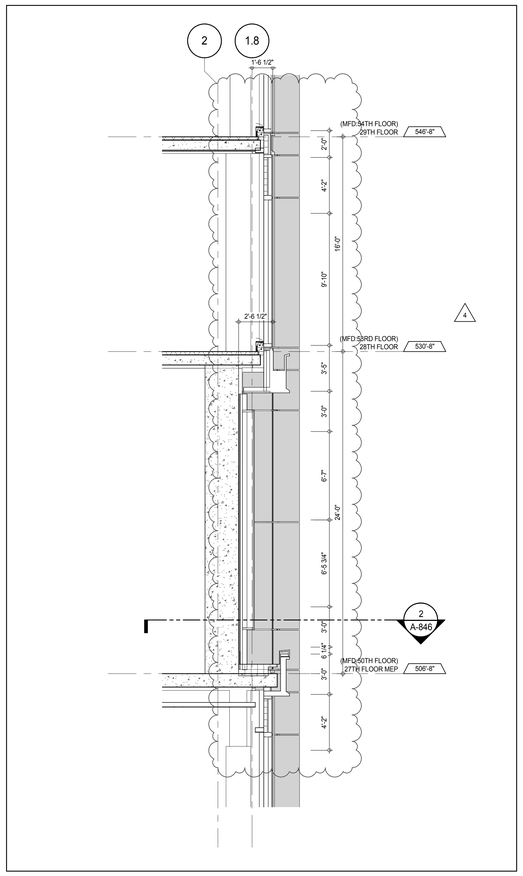

SECTION DETAIL - NORTH 4
A-845
1/4" = 1'-0"

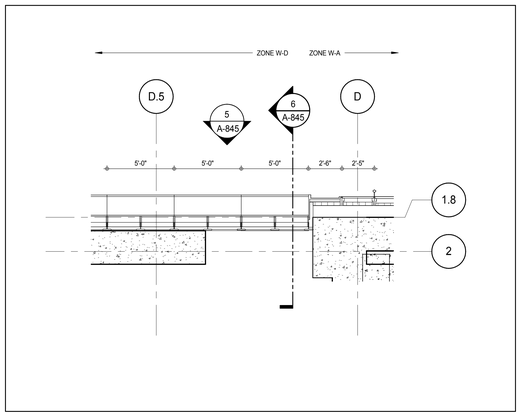

PLAN DETAIL - 27TH FLOOR MEP - NORTH 2
A-141
1/4" = 1'-0"

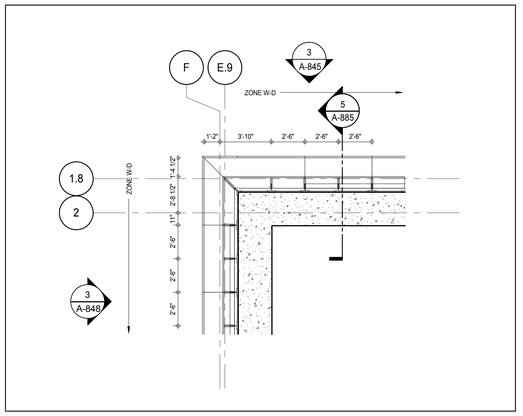

PLAN DETAIL - 27TH FLOOR MEP - NORTH 1
A-141
1/4" = 1'-0"

KEY PLAN:

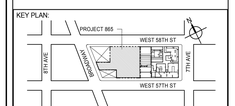

PROJECT NORTH

TRUE NORTH

DEVELOPER:
EXTELL DEVELOPMENT COMPANY
805 THIRD AVENUE, 7TH FLOOR
New York, NY 10022 USA
TEL: 212 712 6000 FAX: 212 712 6100

DESIGN ARCHITECT: Base Building Shell & Core
ADRIAN SMITH + GORDON GILL ARCHITECTURE
111 WEST MONROE STREET SUITE 2300
CHICAGO IL 60603
TEL: 312 920 1888 FAX: 312 920 1775

INTERIOR DESIGNER: Residential
Rottet Architecture and Design Studio, PLLC
298 Fifth Ave, 7th Floor
New York, NY 10001
TEL: 646 998 7000 FAX:

ARCHITECT OF RECORD: Base Building Shell, Core, & Residential
AAI ARCHITECTS, P.C.
401 Wellington St. W., 3rd Floor
Toronto, ON M5V 1E7 Canada
TEL: 416 967 1500 FAX: 416 967 7150

STRUCTURAL ENGINEERS:
WSP CANTOR SEINUK
228 EAST 45th Street
New York, NY 10017 USA
TEL: 212 687 9888 FAX: 646 487 5501

MEP ENGINEERS:
AKF GROUP
165 Broadway, 22nd Floor
New York, NY 10006 USA
TEL: 212 354 5656 FAX: 212 354 5668

GEOTECHNICAL ENGINEERS:
Langan Engineering & Environmental Services
21 Penn Plaza - 360 West 31st Street, 8th Floor
New York, NY 10001-2727
TEL: 212 479 5400 FAX: 212 479 5444

CODE CONSULTANTS:
Construction Consulting Associates
100 Church Street
New York, NY 10007
TEL: 212 385 1818 FAX: 212 385 1911

CURTAINWALL CONSULTANT:
AJLP Consulting
40 Worth Street. Suite 826
New York, NY 10013
TEL: 212 757 5659 FAX: 646 219 8508

LANDMARK/PRESERVATION CONSULTANT:
Jan Hird Pokorny Associates, Inc.
39 West 37th Street, 12A
New York, NY 10018
TEL: 212 759 6462 FAX: 212 759 6540

No.	DESCRIPTION	DATE
1	D.O.B. SUBMISSION	18 FEB 15
2	CD PROGRESS ISSUE 3	09 MAR 15
	D.O.B. SUBMISSION	27 APR 15
3	CD PROGRESS ISSUE 4	01 JUN 15
4	CD PROGRESS ISSUE 5	10 AUG 15
	D.O.B. AMENDMENT 2	21 SEP 15

0 2' - 0" 4' - 0" 8' - 0"

NOT FOR BID/CONSTRUCTION

Discrepancies must be reported immediately to the Architect before proceeding. Only figured dimensions are to be used. Contractors must check all dimensions on site. This drawing is protected by copyright.

ALL DIMENSIONS ARE SHOWN IN IMPERIAL.

CONSULTANT:

AAI ARCHITECTS, P.C.

PROJECT:

217 WEST 57TH STREET
NEW YORK, NY

DRAWING TITLE:

EXTERIOR WALL DETAILS - T2 - NORTH

SEAL & SIGNATURE:

REGISTERED ARCHITECT JAMES DAVID POKORNY No. 029881 STATE OF NEW YORK

DATE:	18 FEB 15
PROJECT No:	1216-00
DRAWN: Author	REV: 4
CHK: Checker	
SCALE: 1/4" = 1'-0"	
DWG No:	A-845.01
DOB PAGE No:	452 of 569

DOB EMPLOYEE STAMP:

DOB B-SCAN:

36" x 48" Arch E SHEET SIZE
FILE NAME: C:\Revit Local Files\EXTELL-865-AAI-TWR-CNF_Jadamm.rvt
PLOT DATE: 6/22/2015 12:58:54 PM

DEPT OF BLDGS 421206205 Job Number
E313080606 Scan Code

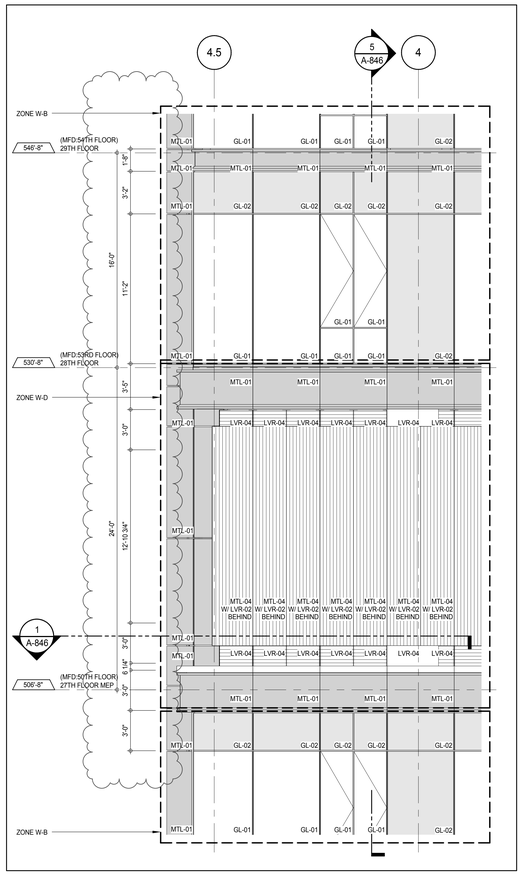

ELEVATION DETAIL - EAST 4
A-222
1/4" = 1'-0"

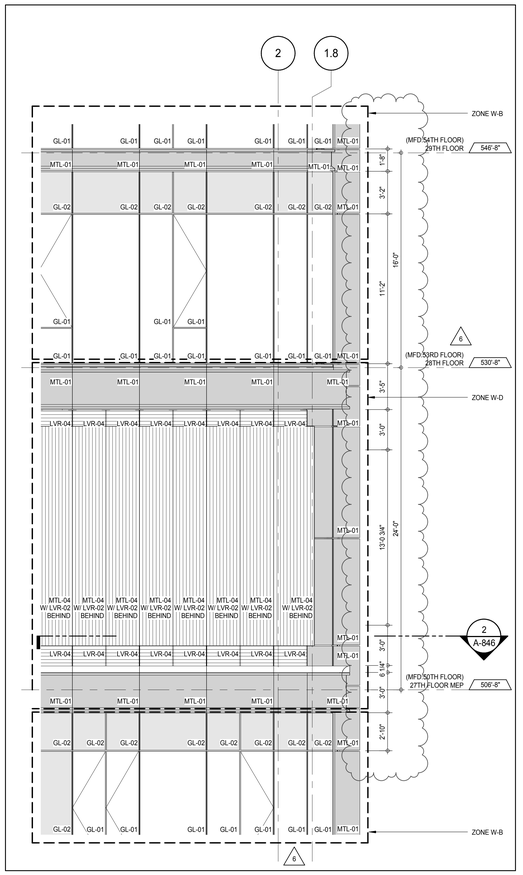

ELEVATION DETAIL - EAST 3
A-222
1/4" = 1'-0"

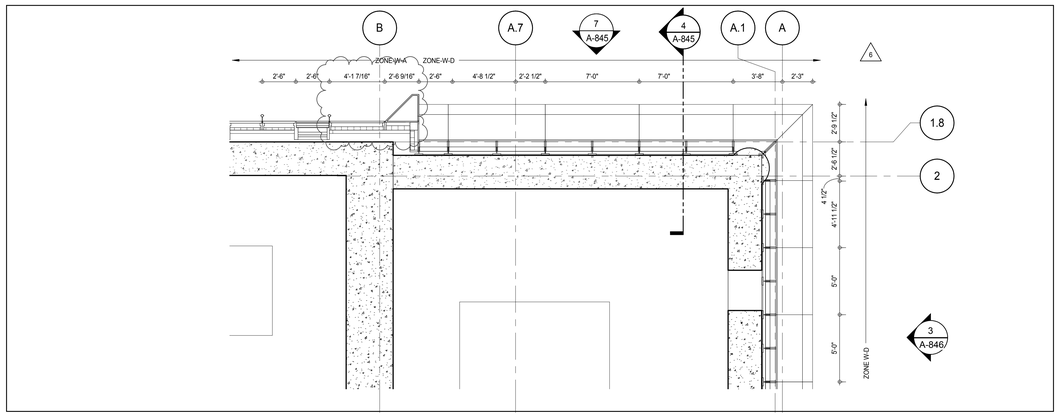

PLAN DETAIL - 27TH FLOOR MEP - NORTH-EAST 2
A-142
1/4" = 1'-0"

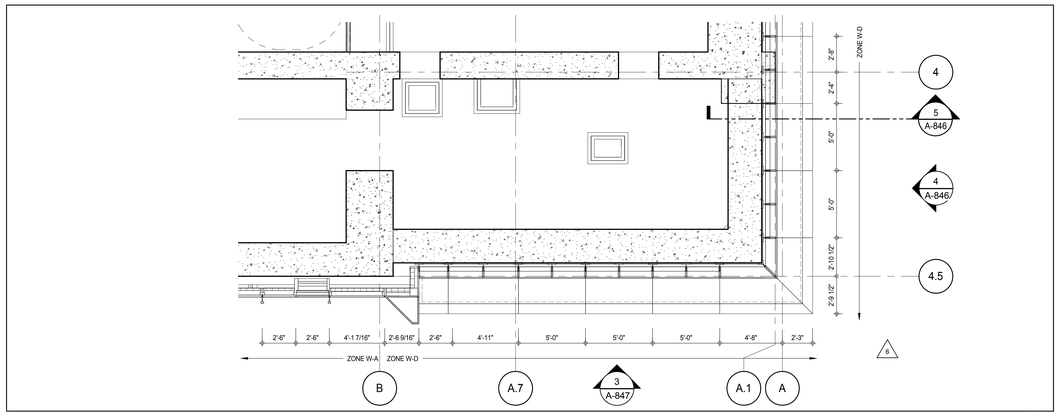

PLAN DETAIL - 27TH FLOOR MEP - SOUTH-EAST 1
A-142
1/4" = 1'-0"

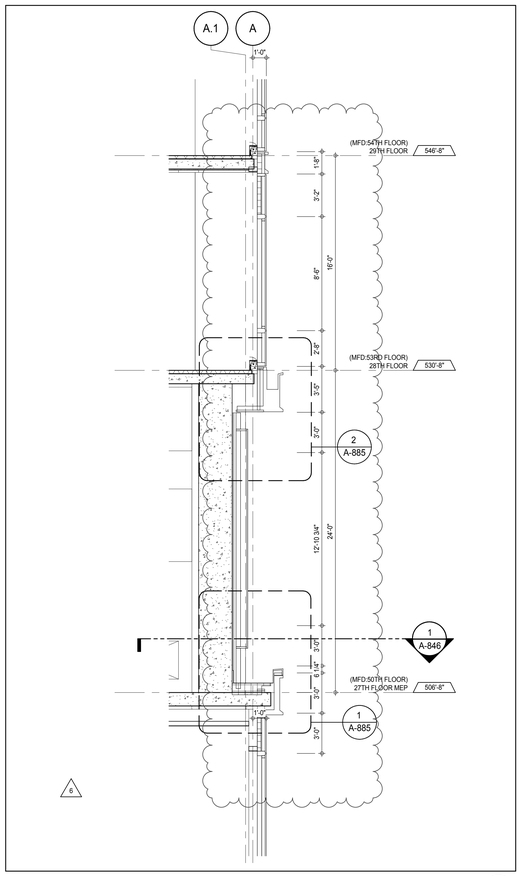

SECTION DETAIL - EAST 5
A-846
1/4" = 1'-0"



KEY PLAN:

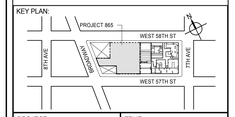

PROJECT NORTH:

TRUE NORTH

DEVELOPER:
EXTELL DEVELOPMENT COMPANY
805 THIRD AVENUE, 7TH FLOOR
New York, NY 10022 USA
TEL: 212 712 6000 FAX: 212 712 6100

DESIGN ARCHITECT: Base Building Shell & Core
ADRIAN SMITH + GORDON GILL ARCHITECTURE
111 WEST MONROE STREET SUITE 2300
CHICAGO IL 60603
TEL: 312 920 1888 FAX: 312 920 1775

INTERIOR DESIGNER: Residential
Rottet Architecture and Design Studio, PLLC
298 Fifth Ave, 7th Floor
New York, NY 10001
TEL: 646 998 7000 FAX:

ARCHITECT OF RECORD: Base Building Shell, Core, & Residential
AAI ARCHITECTS, P.C.
401 Wellington St. W., 3rd Floor
Toronto, ON M5V 1E7 Canada
TEL: 416 967 1500 FAX: 416 967 7150

STRUCTURAL ENGINEERS:
WSP CANTOR SEINUK
228 EAST 45th Street
New York, NY 10017 USA
TEL: 212 687 9888 FAX: 646 487 5501

MEP ENGINEERS:
AKF GROUP
165 Broadway, 22nd Floor
New York, NY 10006 USA
TEL: 212 354 5656 FAX: 212 354 5668

GEOTECHNICAL ENGINEERS:
Langan Engineering & Environmental Services
21 Penn Plaza - 360 West 31st Street, 8th Floor
New York, NY 10001-2727
TEL: 212 479 5400 FAX: 212 479 5444

CODE CONSULTANTS:
Construction Consulting Associates
100 Church Street
New York, NY 10007
TEL: 212 385 1818 FAX: 212 385 1911

CURTAINWALL CONSULTANT:
AJLP Consulting
40 Worth Street. Suite 826
New York, NY 10013
TEL: 212 757 5659 FAX: 646 219 8508

LANDMARK/PRESERVATION CONSULTANT:
Jan Hird Pokorny Associates, Inc.
39 West 37th Street, 12A
New York, NY 10018
TEL: 212 759 6462 FAX: 212 759 6540

No.	DESCRIPTION	DATE
1	CD PROGRESS ISSUE 1	15 OCT 14
2	CD PROGRESS ISSUE 2	19 DEC 14
3	D.O.B. SUBMISSION	18 FEB 15
4	CD PROGRESS ISSUE 3	09 MAR 15
	D.O.B. SUBMISSION	27 APR 15
5	CD PROGRESS ISSUE 4	01 JUN 15
6	CD PROGRESS ISSUE 5	10 AUG 15
	D.O.B. AMENDMENT 2	21 SEP 15

0 2' - 0" 4' - 0" 8' - 0"

NOT FOR BID/CONSTRUCTION

Discrepancies must be reported immediately to the Architect before proceeding. Only figured dimensions are to be used. Contractors must check all dimensions on site. This drawing is protected by copyright.

ALL DIMENSIONS ARE SHOWN IN IMPERIAL.

CONSULTANT:
AAI ARCHITECTS, P.C.

PROJECT:
217 WEST 57TH STREET
NEW YORK, NY

DRAWING TITLE:
EXTERIOR WALL DETAILS - T2 - EAST

SEAL & SIGNATURE:
REGISTERED ARCHITECT RICHARD DAVID JAMESON AA 028881 STATE OF NEW YORK

DATE:	15 OCT 14
PROJECT No:	1216-00
DRAWN: Author	REV: 6
CHK: Checker	
SCALE: 1/4" = 1'-0"	
DWG No:	**A-846.01**
DOB PAGE No:	453 of 569

DOB EMPLOYEE STAMP:
DOB B-SCAN:

36" x 48" Arch E SHEET SIZE
FILE NAME: C:\Revit Local Files\EXTELL-865-AAI-TVR-CNF_Jeffstein.rvt
PLOT DATE: 6/22/2015 12:37:21 PM

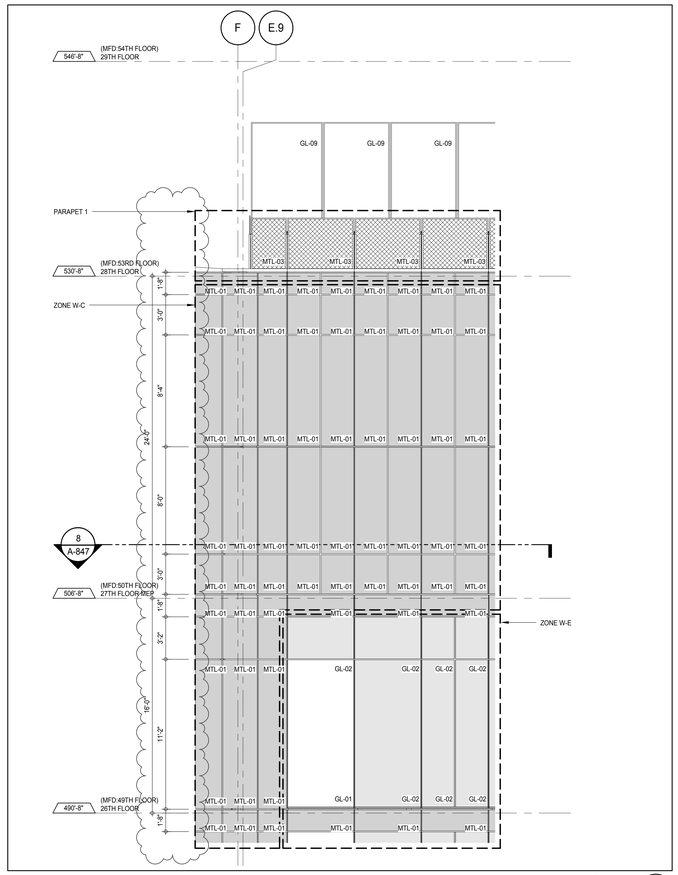

ELEVATION DETAIL - SOUTH 9
A-217
1/4" = 1'-0"

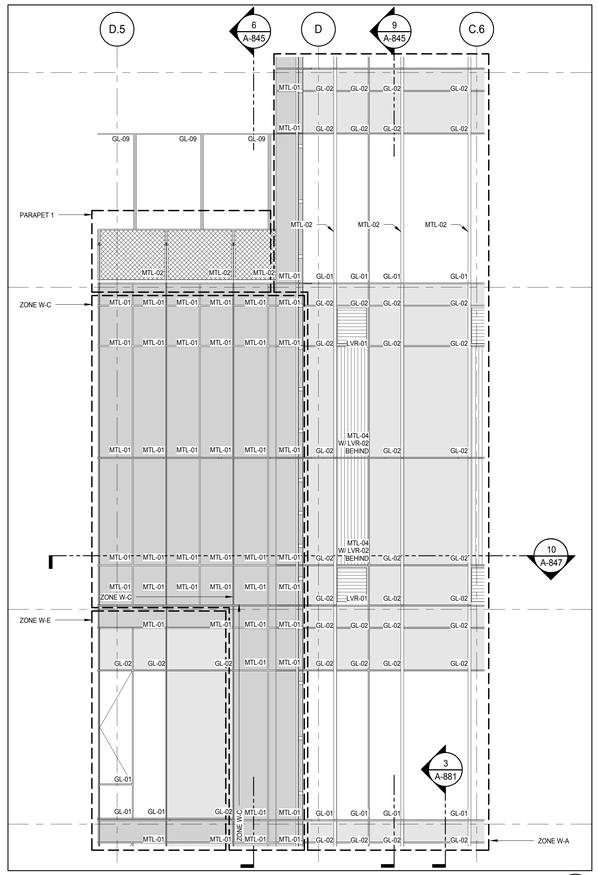

ELEVATION DETAIL - SOUTH 6
A-217
1/4" = 1'-0"

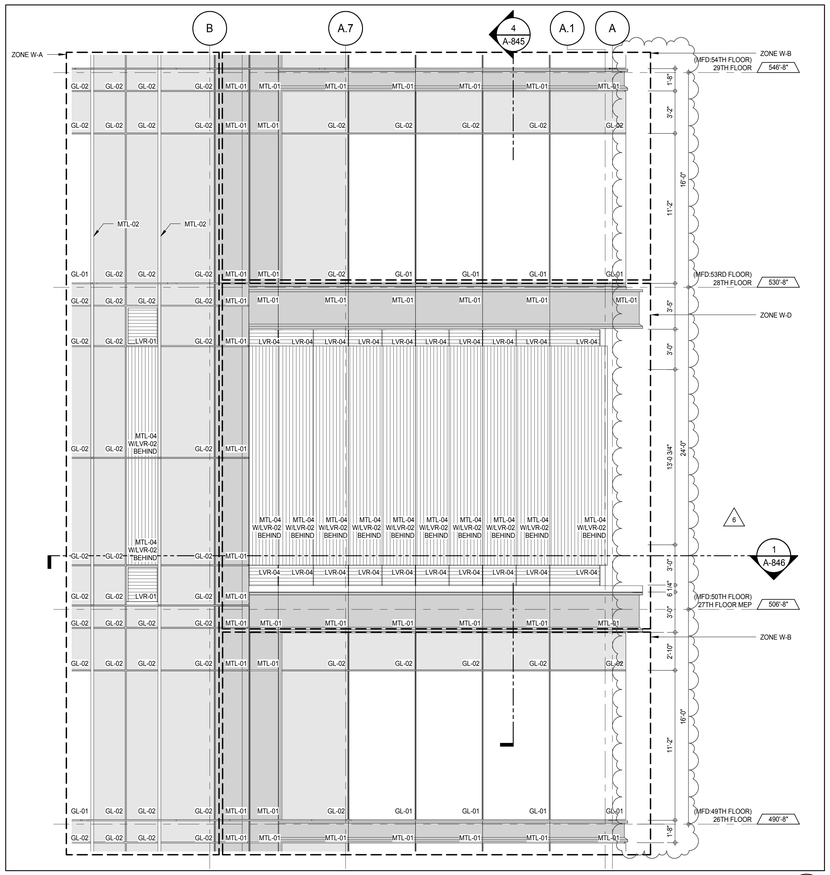

ELEVATION DETAIL - SOUTH 3
A-217
1/4" = 1'-0"

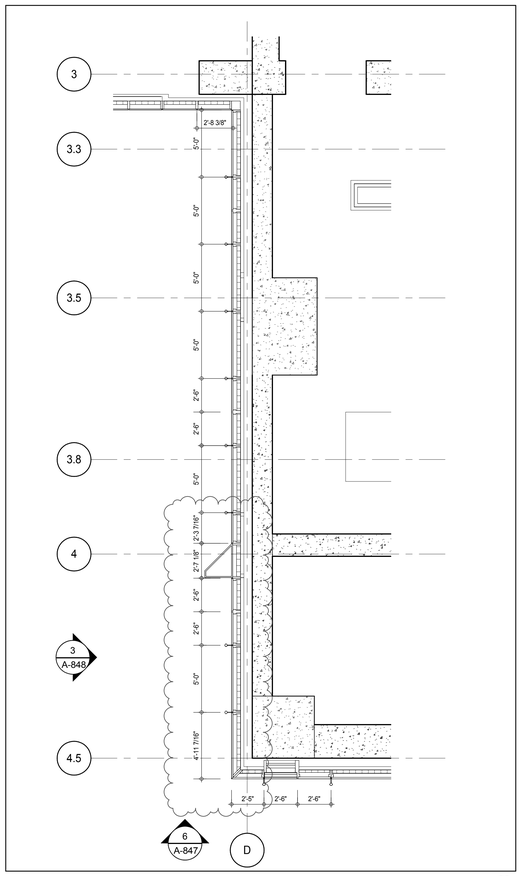

PLAN DETAIL - 27TH FLOOR MEP - SOUTH-WEST 10
A-847
1/4" = 1'-0"

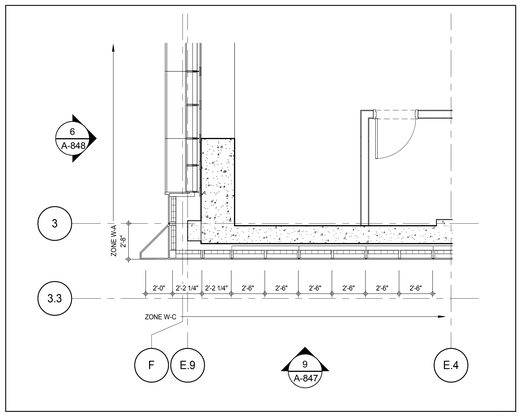

PLAN DETAIL - 27TH FLOOR MEP - SOUTH-WEST 8
A-141
1/4" = 1'-0"

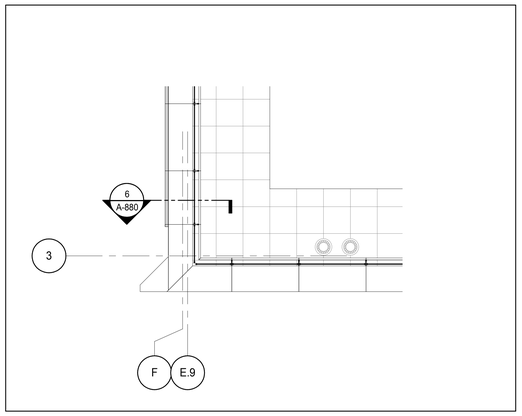

PLAN DETAIL - 28TH FLOOR - SOUTH-WEST 7
A-143
1/4" = 1'-0"

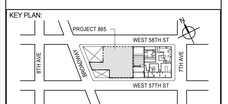

PROJECT NORTH

TRUE NORTH

DEVELOPER:
EXTELL DEVELOPMENT COMPANY
805 THIRD AVENUE, 7TH FLOOR
New York, NY 10022 USA
TEL: 212 712 6000 FAX: 212 712 6100

DESIGN ARCHITECT: Base Building Shell & Core
ADRIAN SMITH + GORDON GILL ARCHITECTURE
111 WEST MONROE STREET SUITE 2300
CHICAGO IL 60603
TEL: 312 920 1888 FAX: 312 920 1775

INTERIOR DESIGNER: Residential
Rottet Architecture and Design Studio, PLLC
298 Fifth Ave, 7th Floor
New York, NY 10001
TEL: 646 998 7000 FAX:

ARCHITECT OF RECORD: Base Building Shell, Core, & Residential
AAI ARCHITECTS, P.C.
401 Wellington St. W., 3rd Floor
Toronto, ON M5V 1E7 Canada
TEL: 416 967 1500 FAX: 416 967 7150

STRUCTURAL ENGINEERS:
WSP CANTOR SEINUK
228 EAST 45th Street
New York, NY 10017 USA
TEL: 212 687 9888 FAX: 646 487 5501

MEP ENGINEERS:
AKF GROUP
165 Broadway, 22nd Floor
New York, NY 10006 USA
TEL: 212 354 5656 FAX: 212 354 5668

GEOTECHNICAL ENGINEERS:
Langan Engineering & Environmental Services
21 Penn Plaza - 360 West 31st Street, 8th Floor
New York, NY 10001-2727
TEL: 212 479 5400 FAX: 212 479 5444

CODE CONSULTANTS:
Construction Consulting Associates
100 Church Street
New York, NY 10007
TEL: 212 385 1818 FAX: 212 385 1911

CURTAINWALL CONSULTANT:
AJLP Consulting
40 Worth Street. Suite 826
New York, NY 10013
TEL: 212 757 5659 FAX: 646 219 8508

LANDMARK/PRESERVATION CONSULTANT:
Jan Hird Pokorny Associates, Inc.
39 West 37th Street, 12A
New York, NY 10018
TEL: 212 759 6462 FAX: 212 759 6540

No.	DESCRIPTION	DATE
1	CD PROGRESS ISSUE 1	15 OCT 14
2	CD PROGRESS ISSUE 2	19 DEC 14
3	D.O.B. SUBMISSION	18 FEB 15
4	CD PROGRESS ISSUE 3	09 MAR 15
	D.O.B. SUBMISSION	27 APR 15
5	CD PROGRESS ISSUE 4	01 JUN 15
6	CD PROGRESS ISSUE 5	10 AUG 15
	D.O.B. AMENDMENT 2	21 SEP 15

0 2' - 0" 4' - 0" 8' - 0"

NOT FOR BID/CONSTRUCTION

Discrepancies must be reported immediately to the Architect before proceeding. Only figured dimensions are to be used. Contractors must check all dimensions on site. This drawing is protected by copyright.

ALL DIMENSIONS ARE SHOWN IN IMPERIAL.

CONSULTANT:

AAI ARCHITECTS, P.C.

PROJECT:

217 WEST 57TH STREET
NEW YORK, NY

DRAWING TITLE:

EXTERIOR WALL DETAILS - T2 - SOUTH

SEAL & SIGNATURE:

REGISTERED ARCHITECT MICHAEL DAVID JANSSEN AA 029881 STATE OF NEW YORK

DATE:	15 OCT 14
PROJECT No:	1216-00
DRAWN: Author	REV:
CHK: Checker	6
SCALE: 1/4" = 1'-0"	
DWG No:	A-847.01
DOB PAGE No:	454 of 569

DOB EMPLOYEE STAMP:

DOB B-SCAN:

DEPT OF BLDGS 121282626 Job Number
E3587513.tif Scan Code
36" x 48" Arch E SHEET SIZE
FILE NAME: C:\Revit Local Files\EXTELL-865-AAI-TWR-CNF_Jsellerin.rvt
PLOT DATE: 6/22/2015 12:37:52 PM

DEPT OF BLDGS 121267825 Job Number
E300205343X0 Scan Code

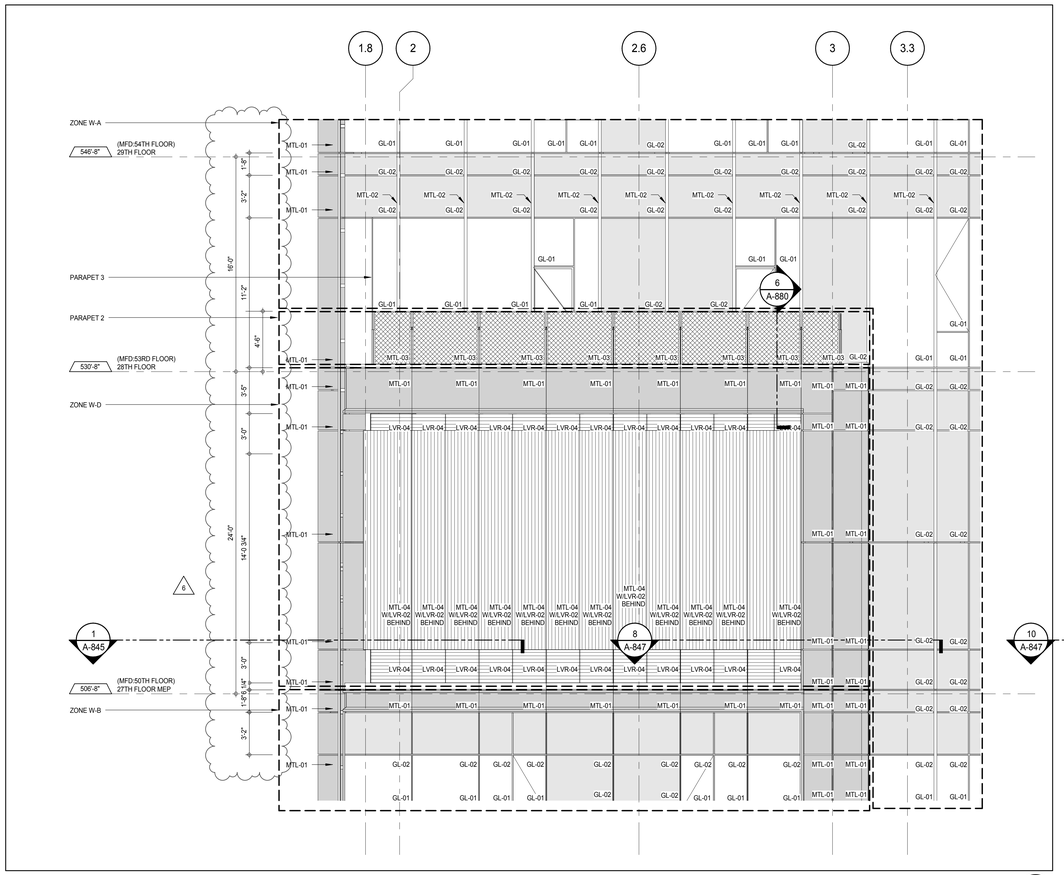

ELEVATION DETAIL - WEST 6
A-227
1/4" = 1'-0"

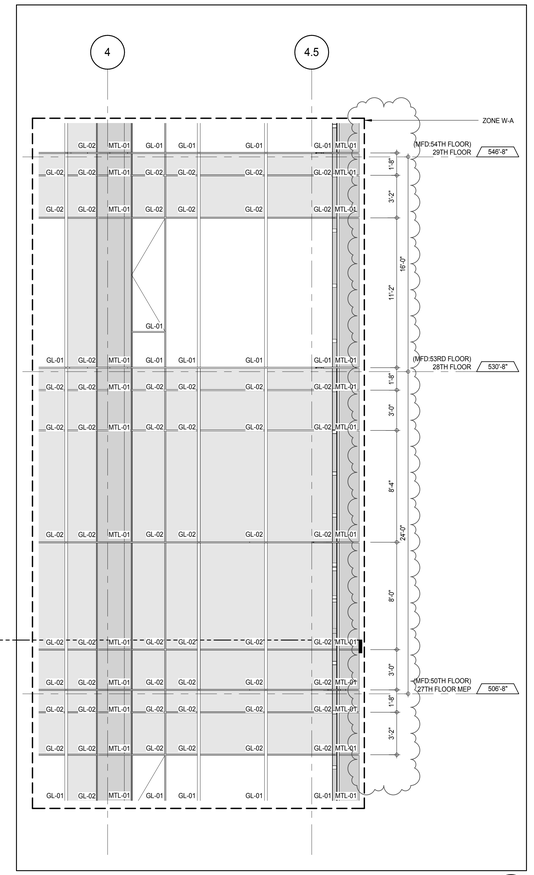

ELEVATION DETAIL - WEST 3
A-227
1/4" = 1'-0"

KEY PLAN:

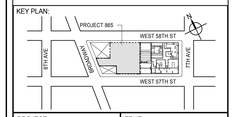

PROJECT NORTH:

TRUE NORTH

DEVELOPER:
EXTELL DEVELOPMENT COMPANY
805 THIRD AVENUE, 7TH FLOOR
New York, NY 10022 USA
TEL: 212 712 6000 FAX: 212 712 6100

DESIGN ARCHITECT: Base Building Shell & Core
ADRIAN SMITH + GORDON GILL ARCHITECTURE
111 WEST MONROE STREET SUITE 2300
CHICAGO IL 60603
TEL: 312 920 1888 FAX: 312 920 1775

INTERIOR DESIGNER: Residential
Rottet Architecture and Design Studio, PLLC
298 Fifth Ave, 7th Floor
New York, NY 10001
TEL: 646 998 7000 FAX:

ARCHITECT OF RECORD: Base Building Shell, Core, & Residential
AAI ARCHITECTS, P.C.
401 Wellington St. W., 3rd Floor
Toronto, ON M5V 1E7 Canada
TEL: 416 967 1500 FAX: 416 967 7150

STRUCTURAL ENGINEERS:
WSP CANTOR SEINUK
228 EAST 45th Street
New York, NY 10017 USA
TEL: 212 687 9888 FAX: 646 487 5501

MEP ENGINEERS:
AKF GROUP
165 Broadway, 22nd Floor
New York, NY 10006 USA
TEL: 212 354 5656 FAX: 212 354 5668

GEOTECHNICAL ENGINEERS:
Langan Engineering & Environmental Services
21 Penn Plaza - 360 West 31st Street, 8th Floor
New York, NY 10001-2727
TEL: 212 479 5400 FAX: 212 479 5444

CODE CONSULTANTS:
Construction Consulting Associates
100 Church Street
New York, NY 10007
TEL: 212 385 1818 FAX: 212 385 1911

CURTAINWALL CONSULTANT:
AJLP Consulting
40 Worth Street. Suite 826
New York, NY 10013
TEL: 212 757 5659 FAX: 646 219 8508

LANDMARK/PRESERVATION CONSULTANT:
Jan Hird Pokorny Associates, Inc.
39 West 37th Street, 12A
New York, NY 10018
TEL: 212 759 6462 FAX: 212 759 6540

No.	DESCRIPTION	DATE
1	CD PROGRESS ISSUE 1	15 OCT 14
2	CD PROGRESS ISSUE 2	19 DEC 14
3	D.O.B. SUBMISSION	18 FEB 15
4	CD PROGRESS ISSUE 3	09 MAR 15
	D.O.B. SUBMISSION	27 APR 15
5	CD PROGRESS ISSUE 4	01 JUN 15
6	CD PROGRESS ISSUE 5	10 AUG 15
	D.O.B. AMENDMENT 2	21 SEP 15

0 2' - 0" 4' - 0" 8' - 0"

NOT FOR BID/CONSTRUCTION

Discrepancies must be reported immediately to the Architect before proceeding. Only figured dimensions are to be used. Contractors must check all dimensions on site. This drawing is protected by copyright.

ALL DIMENSIONS ARE SHOWN IN IMPERIAL.

CONSULTANT:
AAI ARCHITECTS, P.C.

PROJECT:
217 WEST 57TH STREET
NEW YORK, NY

DRAWING TITLE:
EXTERIOR WALL DETAILS - T2 - WEST

SEAL & SIGNATURE:
REGISTERED ARCHITECT ADRIAN DAVID SMITH 026881 STATE OF NEW YORK

DATE:	15 OCT 14
PROJECT No:	1216-00
DRAWN: Author	REV: 6
CHK: Checker	
SCALE: 1/4" = 1'-0"	
DWG No:	A-848.01
DOB PAGE No:	455 of 569

DOB EMPLOYEE STAMP:

DOB B-SCAN:

36" x 48" Arch E SHEET SIZE
FILE NAME: C:\Revit Local Files\EXTELL-865-AAI-TWR-CNF_Jadlenin.rvt
PLOT DATE: 6/22/2015 12:38:12 PM

DEPT OF BLDGS 121253636 Job Number
E351/291224 Scan Code

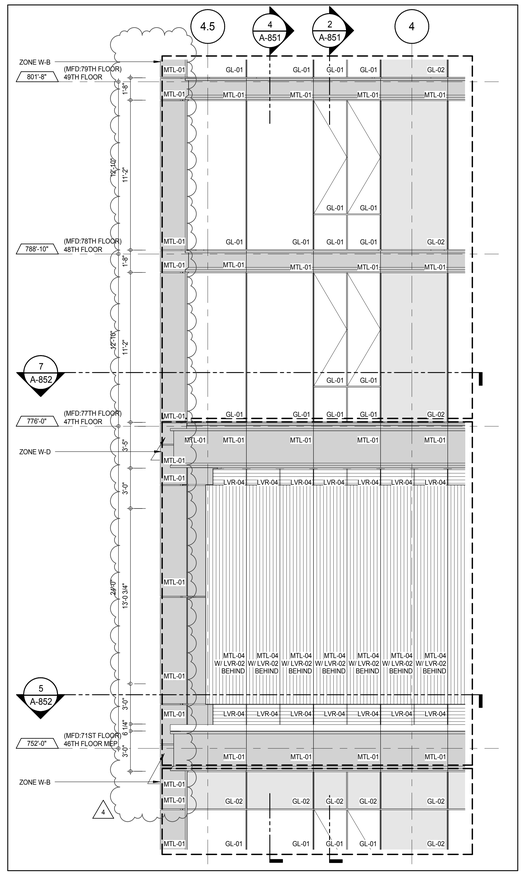

ELEVATION DETAIL - EAST 9
A-222
1/4" = 1'-0"

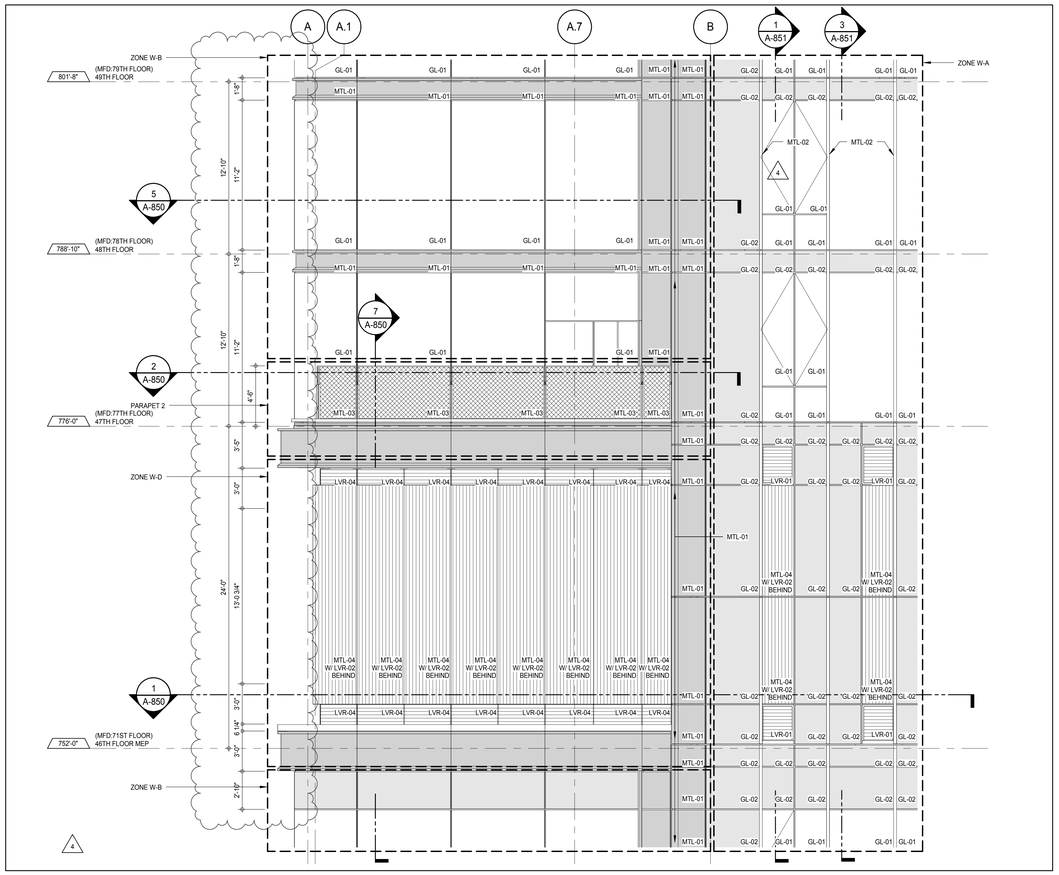

ELEVATION DETAIL - NORTH 6
A-213
1/4" = 1'-0"

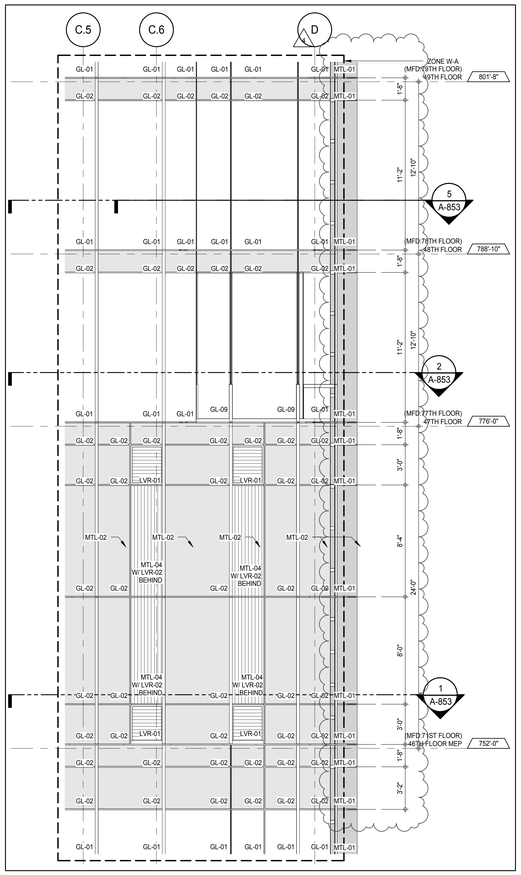

ELEVATION DETAIL - NORTH 3
A-213
1/4" = 1'-0"

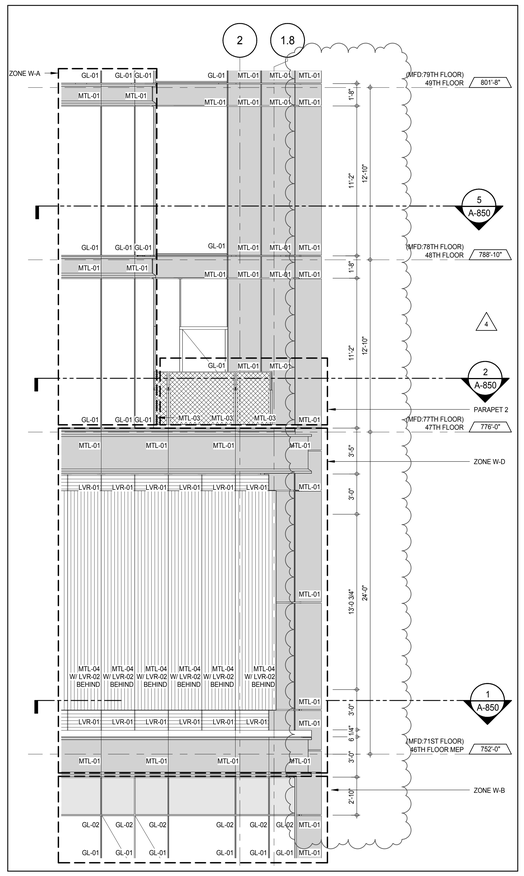

ELEVATION DETAIL - EAST 8
A-222
1/4" = 1'-0"

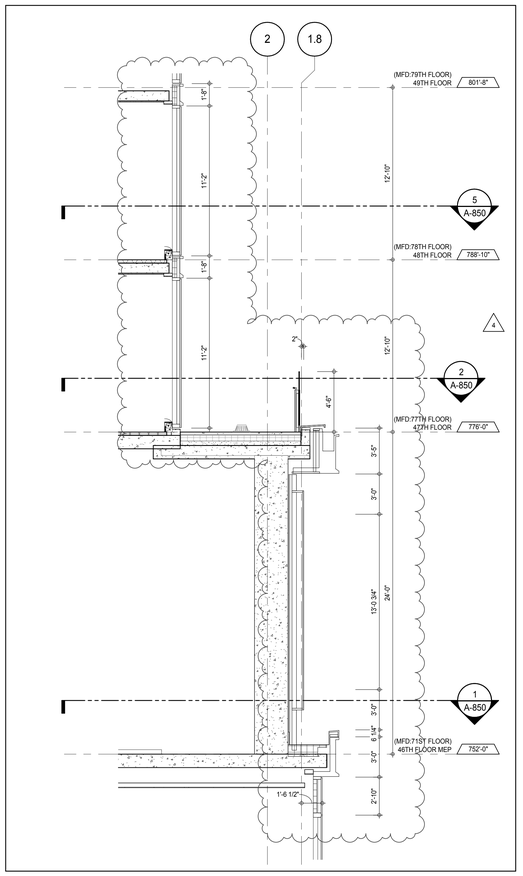

SECTION DETAIL - NORTH 7
A-850
1/4" = 1'-0"

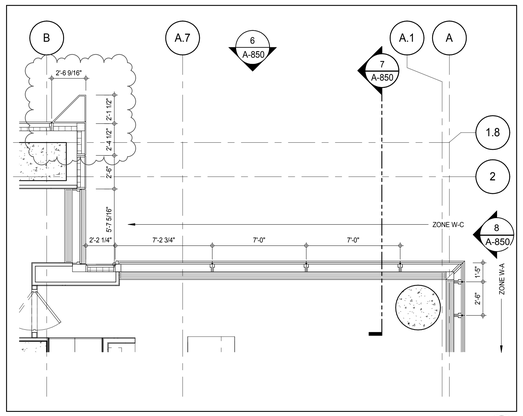

PLAN DETAIL - 48TH FLOOR - NORTH EAST 5
A-150
1/4" = 1'-0"

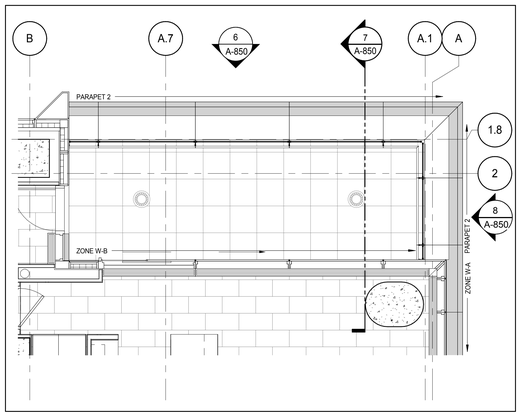

PLAN DETAIL - 47TH FLOOR MEP - NORTH EAST 2
A-149
1/4" = 1'-0"

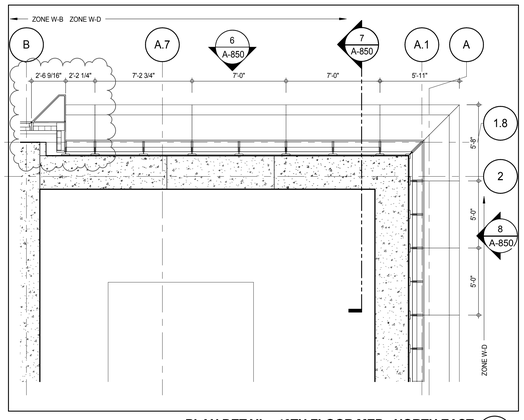

PLAN DETAIL - 46TH FLOOR MEP - NORTH EAST 1
A-148
1/4" = 1'-0"



KEY PLAN:

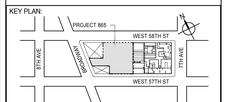

PROJECT NORTH | TRUE NORTH

DEVELOPER:
EXTELL DEVELOPMENT COMPANY
805 THIRD AVENUE, 7TH FLOOR
New York, NY 10022 USA
TEL: 212 712 6000 FAX: 212 712 6100

DESIGN ARCHITECT: Base Building Shell & Core
ADRIAN SMITH + GORDON GILL ARCHITECTURE
111 WEST MONROE STREET SUITE 2300
CHICAGO IL 60603
TEL: 312 920 1888 FAX: 312 920 1775

INTERIOR DESIGNER: Residential
Rottet Architecture and Design Studio, PLLC
298 Fifth Ave, 7th Floor
New York, NY 10001
TEL: 646 998 7000 FAX:

ARCHITECT OF RECORD: Base Building Shell, Core, & Residential
AAI ARCHITECTS, P.C.
401 Wellington St. W., 3rd Floor
Toronto, ON M5V 1E7 Canada
TEL: 416 967 1500 FAX: 416 967 7150

STRUCTURAL ENGINEERS:
WSP CANTOR SEINUK
228 EAST 45th Street
New York, NY 10017 USA
TEL: 212 687 9888 FAX: 646 487 5501

MEP ENGINEERS:
AKF GROUP
165 Broadway, 22nd Floor
New York, NY 10006 USA
TEL: 212 354 5656 FAX: 212 354 5668

GEOTECHNICAL ENGINEERS:
Langan Engineering & Environmental Services
21 Penn Plaza - 360 West 31st Street, 8th Floor
New York, NY 10001-2727
TEL: 212 479 5400 FAX: 212 479 5444

CODE CONSULTANTS:
Construction Consulting Associates
100 Church Street
New York, NY 10007
TEL: 212 385 1818 FAX: 212 385 1911

CURTAINWALL CONSULTANT:
AJLP Consulting
40 Worth Street. Suite 826
New York, NY 10013
TEL: 212 757 5659 FAX: 646 219 8508

LANDMARK/PRESERVATION CONSULTANT:
Jan Hird Pokorny Associates, Inc.
39 West 37th Street, 12A
New York, NY 10018
TEL: 212 759 6462 FAX: 212 759 6540

No.	DESCRIPTION	DATE
1	D.O.B. SUBMISSION	18 FEB 15
2	CD PROGRESS ISSUE 3	09 MAR 15
	D.O.B. SUBMISSION	27 APR 15
3	CD PROGRESS ISSUE 4	01 JUN 15
4	CD PROGRESS ISSUE 5	10 AUG 15
	D.O.B. AMENDMENT 2	21 SEP 15

0 2' - 0" 4' - 0" 8' - 0"

NOT FOR BID/CONSTRUCTION

Discrepancies must be reported immediately to the Architect before proceeding. Only figured dimensions are to be used. Contractors must check all dimensions on site. This drawing is protected by copyright.

ALL DIMENSIONS ARE SHOWN IN IMPERIAL.

CONSULTANT:
AAI ARCHITECTS, P.C.

PROJECT:
217 WEST 57TH STREET
NEW YORK, NY

DRAWING TITLE:
EXTERIOR WALL DETAILS - T3 - NORTH - EAST

SEAL & SIGNATURE:



DATE:	18 FEB 15
PROJECT No:	1216-00
DRAWN: Author	REV: 4
CHK: Checker	
SCALE: 1/4" = 1'-0"	
DWG No:	A-850.01
DOB PAGE No:	456 of 569

DOB EMPLOYEE STAMP: DOB B-SCAN:

36" x 48" Arch E SHEET SIZE
FILE NAME: C:\Revit Local Files\EXTELL-865-AAI-TVIR-CNF_Jeffstein.rvt
PLOT DATE: 6/22/2015 12:38:51 PM

DEPT OF BLDGS 421226525 Job Number
E350532505 Scan Code

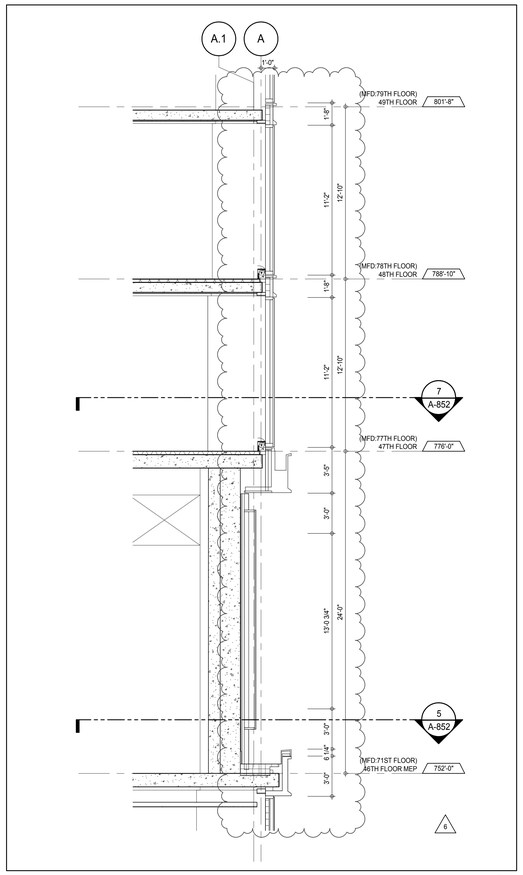

SECTION DETAIL - EAST 4
A-850
1/4" = 1'-0"

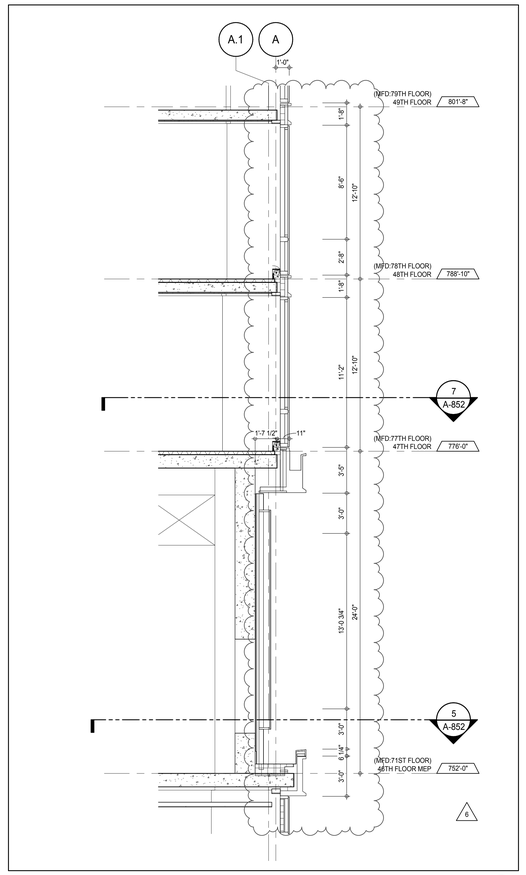

SECTION DETAIL - EAST 2
A-850
1/4" = 1'-0"

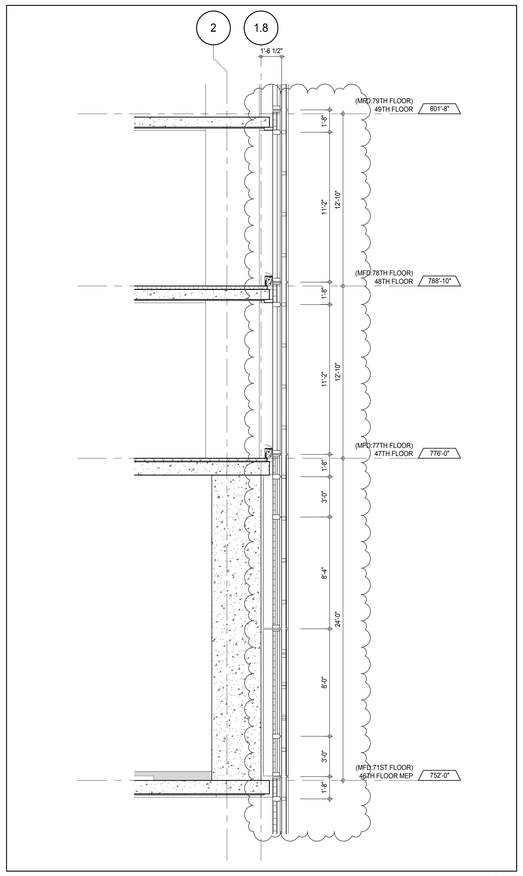

SECTION DETAIL - NORTH 3
A-850
1/4" = 1'-0"

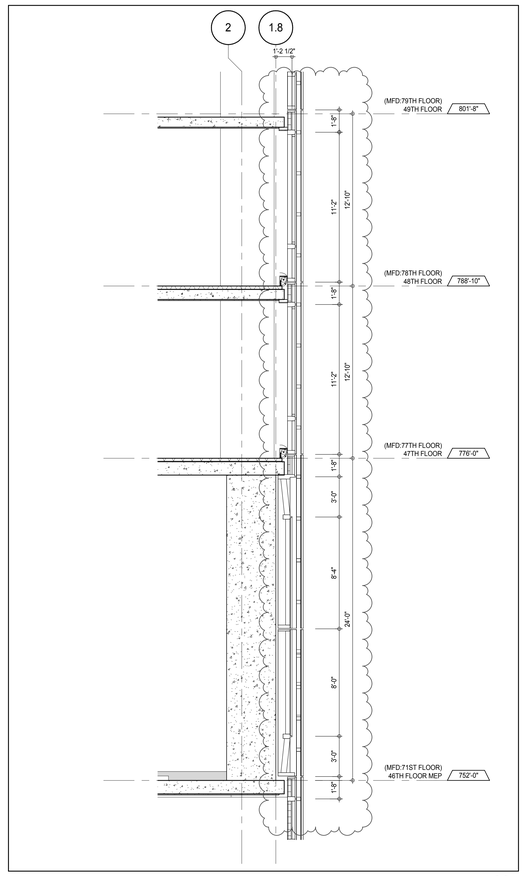

SECTION DETAIL - NORTH 1
A-850
1/4" = 1'-0"

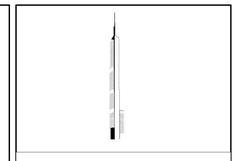

KEY PLAN:

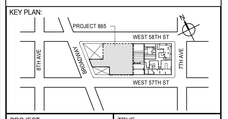

PROJECT NORTH:

TRUE NORTH

DEVELOPER:
EXTELL DEVELOPMENT COMPANY
805 THIRD AVENUE, 7TH FLOOR
New York, NY 10022 USA
TEL: 212 712 6000 FAX: 212 712 6100

DESIGN ARCHITECT: Base Building Shell & Core
ADRIAN SMITH + GORDON GILL ARCHITECTURE
111 WEST MONROE STREET SUITE 2300
CHICAGO IL 60603
TEL: 312 920 1888 FAX: 312 920 1775

INTERIOR DESIGNER: Residential
Rottet Architecture and Design Studio, PLLC
298 Fifth Ave. 7th Floor
New York, NY 10001
TEL: 646 998 7000 FAX:

ARCHITECT OF RECORD: Base Building Shell, Core, & Residential
AAI ARCHITECTS, P.C.
401 Wellington St. W., 3rd Floor
Toronto, ON M5V 1E7 Canada
TEL: 416 967 1500 FAX: 416 967 7150

STRUCTURAL ENGINEERS:
WSP CANTOR SEINUK
228 EAST 45th Street
New York, NY 10017 USA
TEL: 212 687 9888 FAX: 646 487 5501

MEP ENGINEERS:
AKF GROUP
165 Broadway, 22nd Floor
New York, NY 10006 USA
TEL: 212 354 5656 FAX: 212 354 5668

GEOTECHNICAL ENGINEERS:
Langan Engineering & Environmental Services
21 Penn Plaza - 360 West 31st Street, 8th Floor
New York, NY 10001-2727
TEL: 212 479 5400 FAX: 212 479 5444

CODE CONSULTANTS:
Construction Consulting Associates
100 Church Street
New York, NY 10007
TEL: 212 385 1818 FAX: 212 385 1911

CURTAINWALL CONSULTANT:
AJLP Consulting
40 Worth Street. Suite 826
New York, NY 10013
TEL: 212 757 5659 FAX: 646 219 8508

LANDMARK/PRESERVATION CONSULTANT:
Jan Hird Pokorny Associates, Inc.
39 West 37th Street, 12A
New York, NY 10018
TEL: 212 759 6462 FAX: 212 759 6540

No.	DESCRIPTION	DATE
1	CD PROGRESS ISSUE 1	15 OCT 14
2	CD PROGRESS ISSUE 2	19 DEC 14
3	D.O.B. SUBMISSION	18 FEB 15
4	CD PROGRESS ISSUE 3	09 MAR 15
	D.O.B. SUBMISSION	27 APR 15
5	CD PROGRESS ISSUE 4	01 JUN 15
6	CD PROGRESS ISSUE 5	10 AUG 15
	D.O.B. AMENDMENT 2	21 SEP 15

0 2' - 0" 4' - 0" 8' - 0"

NOT FOR BID/CONSTRUCTION

Discrepancies must be reported immediately to the Architect before proceeding. Only figured dimensions are to be used. Contractors must check all dimensions on site. This drawing is protected by copyright.

ALL DIMENSIONS ARE SHOWN IN IMPERIAL.

CONSULTANT:
AAI ARCHITECTS, P.C.

PROJECT:
217 WEST 57TH STREET
NEW YORK, NY

DRAWING TITLE:
EXTERIOR WALL DETAILS - T3 - NORTH - EAST

SEAL & SIGNATURE:



DATE:	15 OCT 14
PROJECT No:	1216-00
DRAWN: Author	REV:
CHK: Checker	6
SCALE: 1/4" = 1'-0"	
DWG No:	A-851.01
DOB PAGE No:	457 of 569

DOB EMPLOYEE STAMP:

DOB B-SCAN:

36" x 48" Arch E SHEET SIZE
FILE NAME: C:\Revit Local Files\EXTELL-865-AAI-TWR-CNF_hudson.rvt
PLOT DATE: 9/22/2015 12:29:13 PM

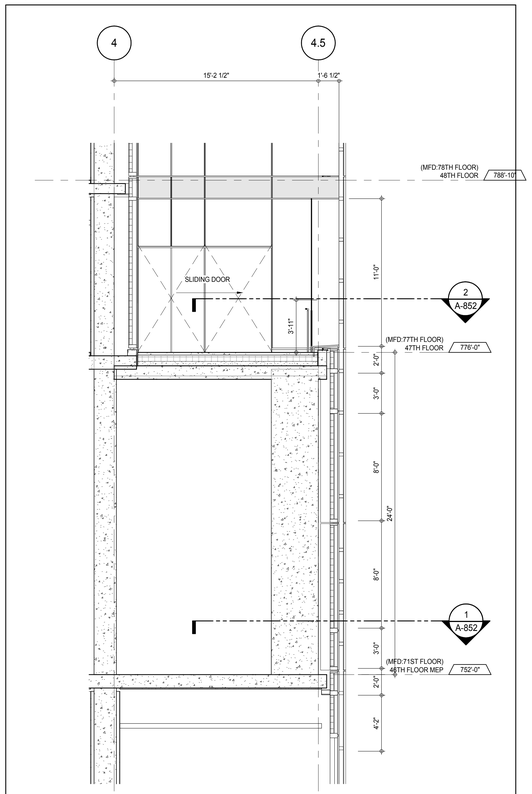

SECTION DETAIL- SOUTH (10)
A-852
1/4" = 1'-0"

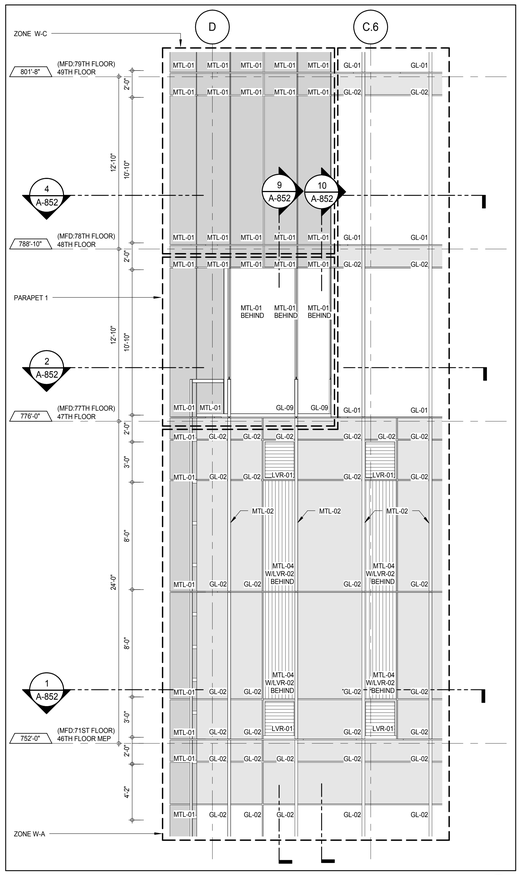

ELEVATION DETAIL - SOUTH (8)
A-218
1/4" = 1'-0"

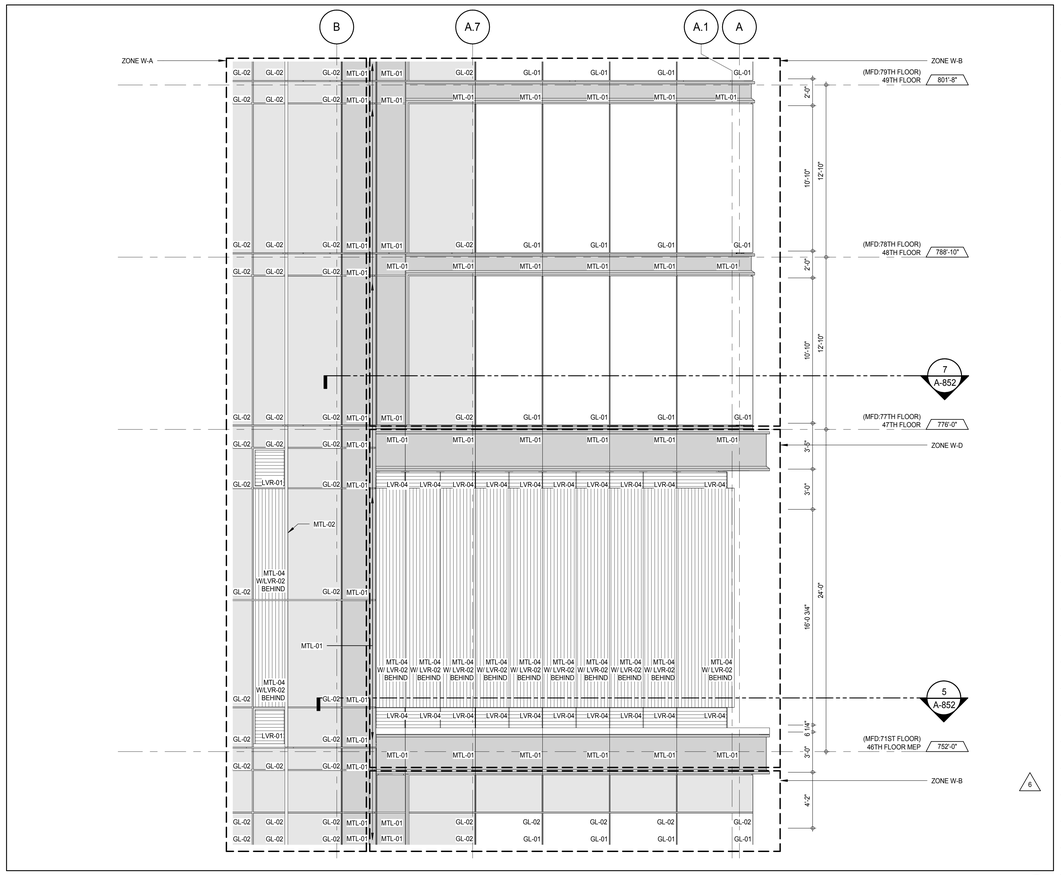

ELEVATION DETAIL - SOUTH (3)
A-218
1/4" = 1'-0"

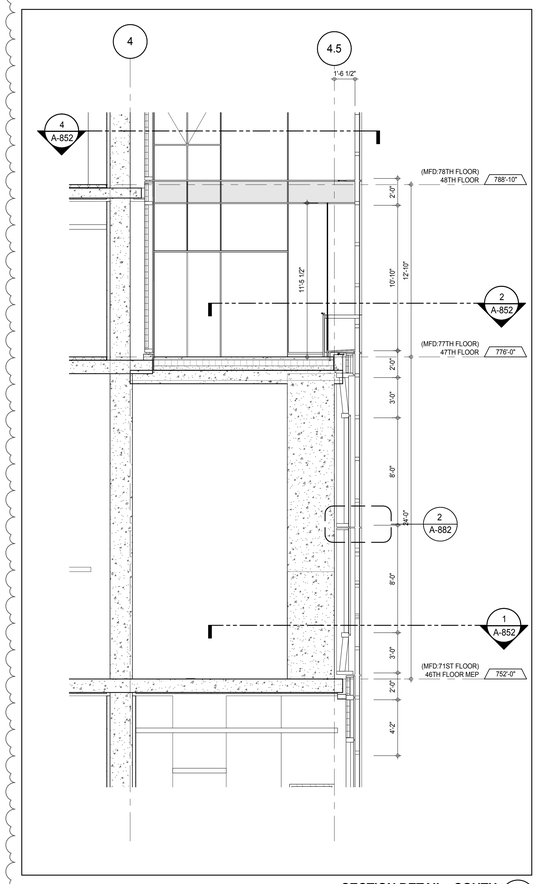

SECTION DETAIL - SOUTH (9)
A-852
1/4" = 1'-0"

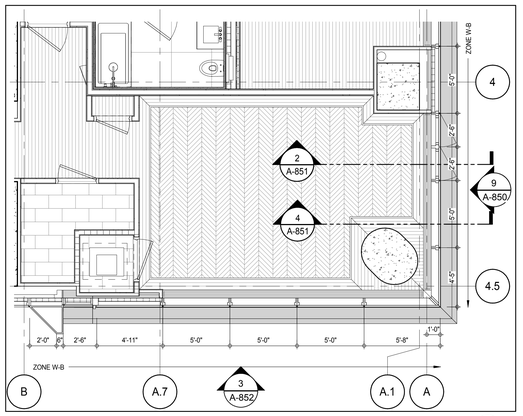

PLAN DETAIL - 47TH FLOOR - SOUTH EAST (7)
A-149
1/4" = 1'-0"

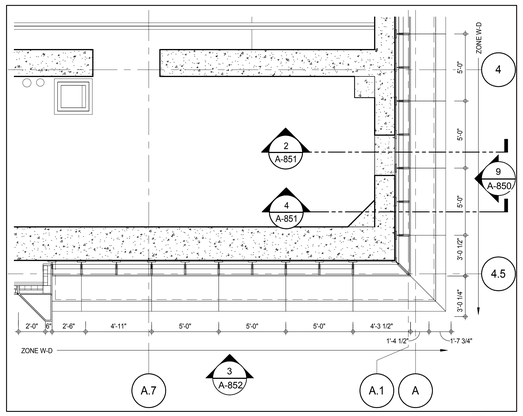

PLAN DETAIL - 46TH FLOOR MEP - SOUTH EAST (5)
A-148
1/4" = 1'-0"

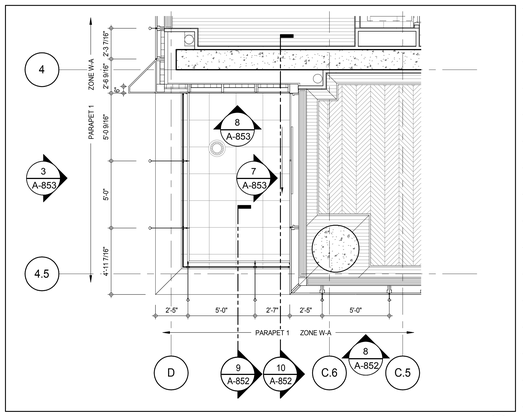

PLAN DETAIL - 47TH FLOOR - SOUTH WEST (2)
A-149
1/4" = 1'-0"

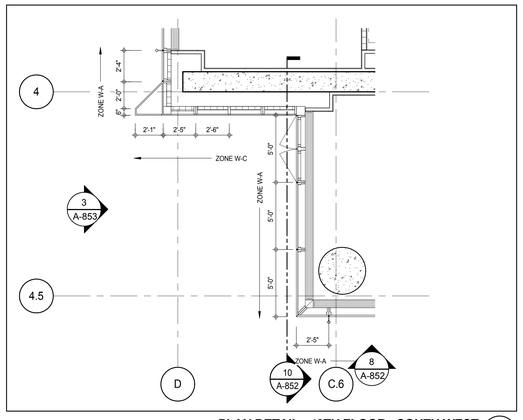

PLAN DETAIL - 48TH FLOOR - SOUTH WEST (4)
A-150
1/4" = 1'-0"

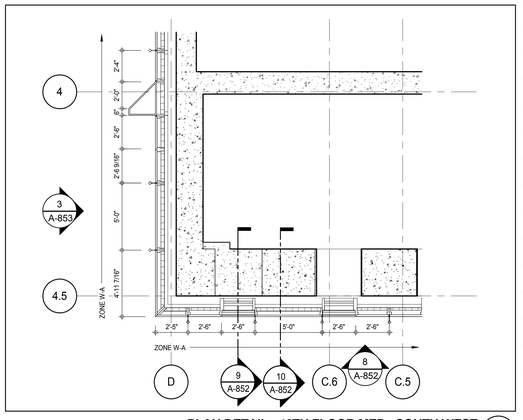

PLAN DETAIL - 46TH FLOOR MEP - SOUTH WEST (1)
A-148
1/4" = 1'-0"



KEY PLAN:

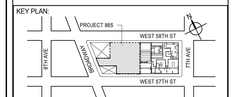

PROJECT NORTH / TRUE NORTH

DEVELOPER:
EXTELL DEVELOPMENT COMPANY
805 THIRD AVENUE, 7TH FLOOR
New York, NY 10022 USA
TEL: 212 712 6000 FAX: 212 712 6100

DESIGN ARCHITECT: Base Building Shell & Core
ADRIAN SMITH + GORDON GILL ARCHITECTURE
111 WEST MONROE STREET SUITE 2300
CHICAGO IL 60603
TEL: 312 920 1888 FAX: 312 920 1775

INTERIOR DESIGNER: Residential
Rottet Architecture and Design Studio, PLLC
298 Fifth Ave, 7th Floor
New York, NY 10001
TEL: 646 998 7000 FAX:

ARCHITECT OF RECORD: Base Building Shell, Core, & Residential
AAI ARCHITECTS, P.C.
401 Wellington St. W., 3rd Floor
Toronto, ON M5V 1E7 Canada
TEL: 416 967 1500 FAX: 416 967 7150

STRUCTURAL ENGINEERS:
WSP CANTOR SEINUK
228 EAST 45th Street
New York, NY 10017 USA
TEL: 212 687 9888 FAX: 646 487 5501

MEP ENGINEERS:
AKF GROUP
165 Broadway, 22nd Floor
New York, NY 10006 USA
TEL: 212 354 5656 FAX: 212 354 5668

GEOTECHNICAL ENGINEERS:
Langan Engineering & Environmental Services
21 Penn Plaza - 360 West 31st Street, 8th Floor
New York, NY 10001-2727
TEL: 212 479 5400 FAX: 212 479 5444

CODE CONSULTANTS:
Construction Consulting Associates
100 Church Street
New York, NY 10007
TEL: 212 385 1818 FAX: 212 385 1911

CURTAINWALL CONSULTANT:
AJLP Consulting
40 Worth Street. Suite 826
New York, NY 10013
TEL: 212 757 5659 FAX: 646 219 8508

LANDMARK/PRESERVATION CONSULTANT:
Jan Hird Pokorny Associates, Inc.
39 West 37th Street, 12A
New York, NY 10018
TEL: 212 759 6462 FAX: 212 759 6540

No.	DESCRIPTION	DATE
1	CD PROGRESS ISSUE 1	15 OCT 14
2	CD PROGRESS ISSUE 2	19 DEC 14
3	D.O.B. SUBMISSION	18 FEB 15
4	CD PROGRESS ISSUE 3	09 MAR 15
	D.O.B. SUBMISSION	27 APR 15
5	CD PROGRESS ISSUE 4	01 JUN 15
6	CD PROGRESS ISSUE 5	10 AUG 15
	D.O.B. AMENDMENT 2	21 SEP 15

0 2'-0" 4'-0" 8'-0"

NOT FOR BID/CONSTRUCTION

Discrepancies must be reported immediately to the Architect before proceeding. Only figured dimensions are to be used. Contractors must check all dimensions on site. This drawing is protected by copyright.

ALL DIMENSIONS ARE SHOWN IN IMPERIAL.

CONSULTANT: AAI ARCHITECTS, P.C.

PROJECT:
217 WEST 57TH STREET
NEW YORK, NY

DRAWING TITLE:
EXTERIOR WALL DETAILS - T3 - SOUTH

SEAL & SIGNATURE: REGISTERED ARCHITECT MICHAEL DAVID JANSSEN AA 028881 STATE OF NEW YORK

DATE:	15 OCT 14
PROJECT No:	1216-00
DRAWN: Author	REV: 6
CHK: Checker	
SCALE: 1/4" = 1'-0"	
DWG No:	A-852.01
DOB PAGE No:	458 of 569

DOB EMPLOYEE STAMP: DOB B-SCAN:

DEPT OF BLDGS 421258258 Job Number
E350639316 Scan Code
36" x 48" Arch E SHEET SIZE
FILE NAME: C:\Revit Local Files\EXTELL-865-AAI-TVER-CNF_Jsellers.rvt
PLOT DATE: 6/22/2015 12:39:56 PM

DEPT OF BLDGS 421263625 Job Number
E3149599546 Scan Code

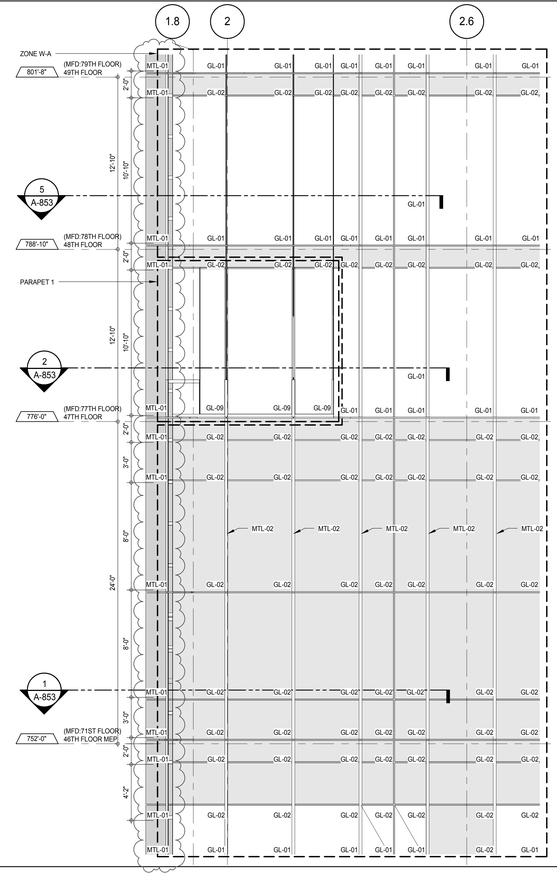

ELEVATION DETAIL - WEST 6
A-227
1/4" = 1'-0"

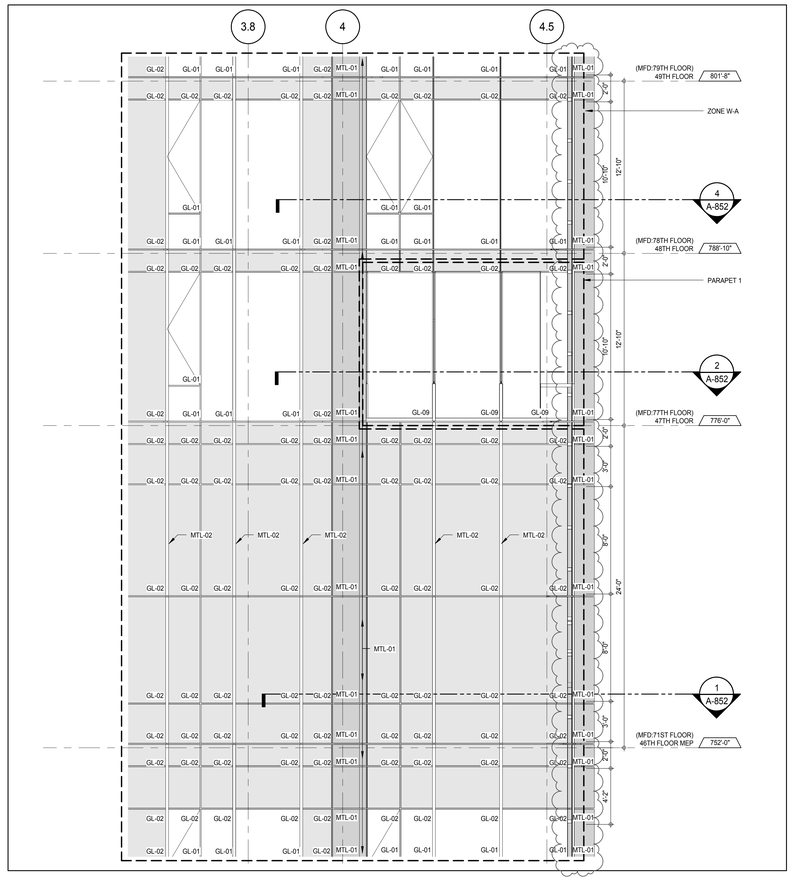

ELEVATION DETAIL - WEST 3
A-227
1/4" = 1'-0"

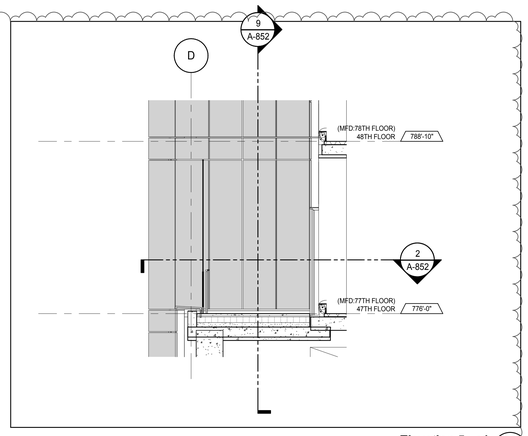

Elevation 5 - a1 8
1/4" = 1'-0"

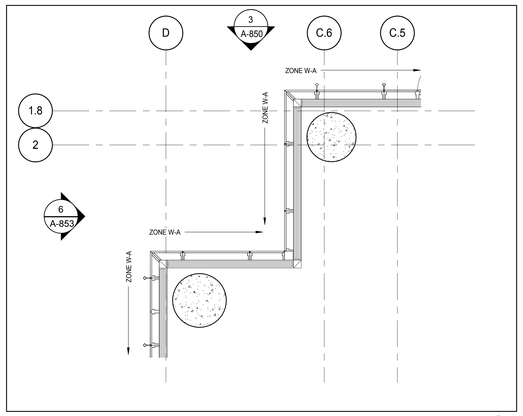

PLAN DETAIL - 48TH FLOOR - NORTH WEST 5
A-150
1/4" = 1'-0"

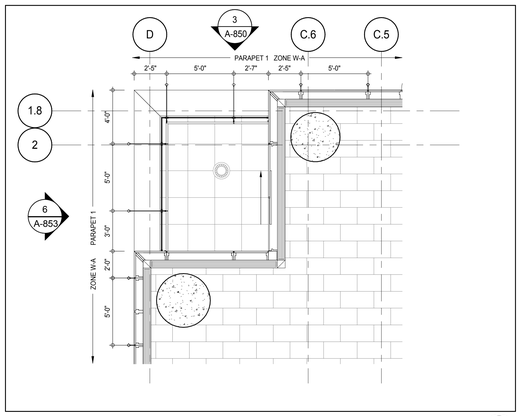

PLAN DETAIL - 47TH FLOOR - NORTH WEST ROOF TERRACE 2
A-149
1/4" = 1'-0"

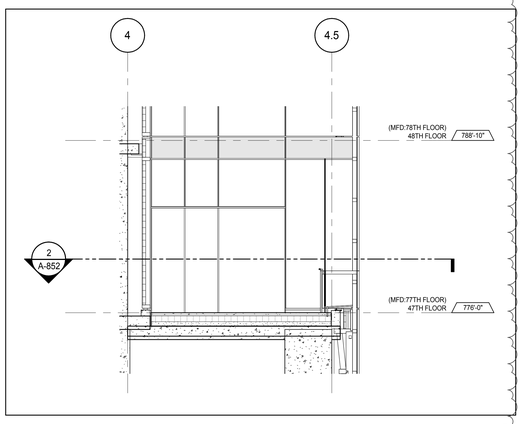

Elevation 6 - a 7
1/4" = 1'-0"

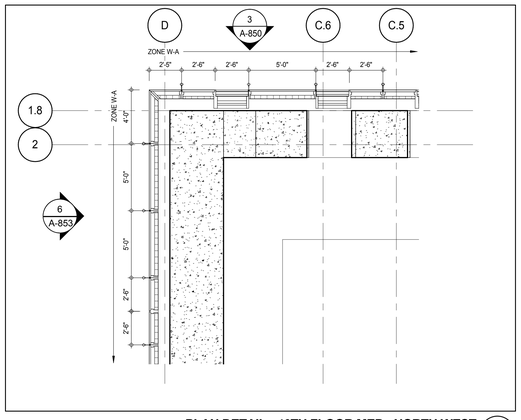

PLAN DETAIL - 46TH FLOOR MEP - NORTH WEST 1
A-148
1/4" = 1'-0"



KEY PLAN:

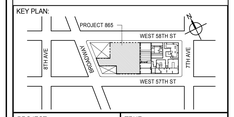

PROJECT NORTH | TRUE NORTH

DEVELOPER:
EXTELL DEVELOPMENT COMPANY
805 THIRD AVENUE, 7TH FLOOR
New York, NY 10022 USA
TEL: 212 712 6000 FAX: 212 712 6100

DESIGN ARCHITECT: Base Building Shell & Core
ADRIAN SMITH + GORDON GILL ARCHITECTURE
111 WEST MONROE STREET SUITE 2300
CHICAGO IL 60603
TEL: 312 920 1888 FAX: 312 920 1775

INTERIOR DESIGNER: Residential
Rottet Architecture and Design Studio, PLLC
298 Fifth Ave, 7th Floor
New York, NY 10001
TEL: 646 998 7000 FAX:

ARCHITECT OF RECORD: Base Building Shell, Core, & Residential
AAI ARCHITECTS, P.C.
401 Wellington St. W., 3rd Floor
Toronto, ON M5V 1E7 Canada
TEL: 416 967 1500 FAX: 416 967 7150

STRUCTURAL ENGINEERS:
WSP CANTOR SEINUK
228 EAST 45th Street
New York, NY 10017 USA
TEL: 212 687 9888 FAX: 646 487 5501

MEP ENGINEERS:
AKF GROUP
165 Broadway, 22nd Floor
New York, NY 10006 USA
TEL: 212 354 5656 FAX: 212 354 5668

GEOTECHNICAL ENGINEERS:
Langan Engineering & Environmental Services
21 Penn Plaza - 360 West 31st Street, 8th Floor
New York, NY 10001-2727
TEL: 212 479 5400 FAX: 212 479 5444

CODE CONSULTANTS:
Construction Consulting Associates
100 Church Street
New York, NY 10007
TEL: 212 385 1818 FAX: 212 385 1911

CURTAINWALL CONSULTANT:
AJLP Consulting
40 Worth Street. Suite 826
New York, NY 10013
TEL: 212 757 5659 FAX: 646 219 8508

LANDMARK/PRESERVATION CONSULTANT:
Jan Hird Pokorny Associates, Inc.
39 West 37th Street, 12A
New York, NY 10018
TEL: 212 759 6462 FAX: 212 759 6540

No.	DESCRIPTION	DATE
1	CD PROGRESS ISSUE 1	15 OCT 14
2	CD PROGRESS ISSUE 2	19 DEC 14
3	D.O.B. SUBMISSION	18 FEB 15
4	CD PROGRESS ISSUE 3	09 MAR 15
	D.O.B. SUBMISSION	27 APR 15
5	CD PROGRESS ISSUE 4	01 JUN 15
6	CD PROGRESS ISSUE 5	10 AUG 15
	D.O.B. AMENDMENT 2	21 SEP 15

0 2' - 0" 4' - 0" 8' - 0"

NOT FOR BID/CONSTRUCTION

Discrepancies must be reported immediately to the Architect before proceeding. Only figured dimensions are to be used. Contractors must check all dimensions on site. This drawing is protected by copyright.

ALL DIMENSIONS ARE SHOWN IN IMPERIAL.

CONSULTANT:
AAI ARCHITECTS, P.C.

PROJECT:
217 WEST 57TH STREET
NEW YORK, NY

DRAWING TITLE:
EXTERIOR WALL DETAILS - T3 - WEST

SEAL & SIGNATURE:
REGISTERED ARCHITECT ADRIAN DAVID SMITH No. 029881 STATE OF NEW YORK

DATE:	15 OCT 14
PROJECT No:	1216-00
DRAWN: Author	REV: 6
CHK: Checker	
SCALE: 1/4" = 1'-0"	
DWG No:	A-853.01
DOB PAGE No:	459 of 569

DOB EMPLOYEE STAMP: DOB B-SCAN:

36" x 48" Arch E SHEET SIZE
FILE NAME: C:\Revit Local Files\EXTELL-865-AAI-TWR-CNF_Jeffstein.rvt
PLOT DATE: 6/22/2015 12:42:59 PM

DEPT OF BLDGS 121258305 Job Number
E3597953319 Scan Code

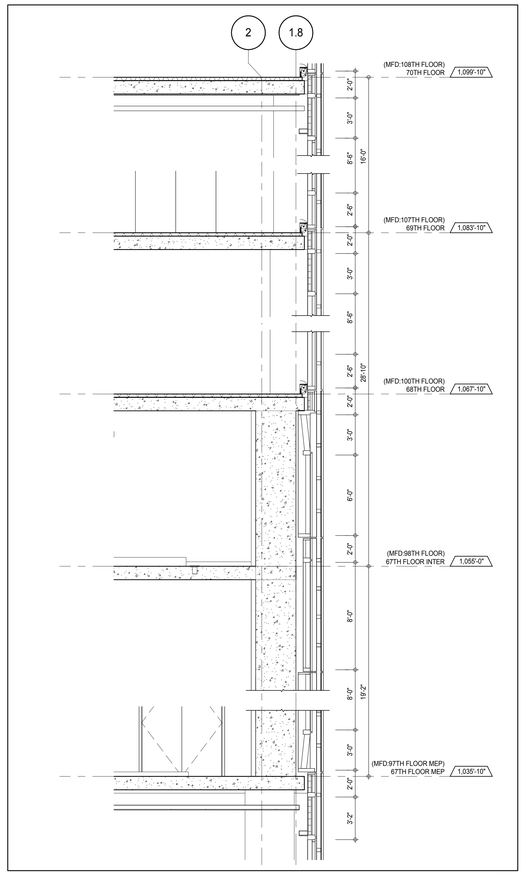

SECTION DETAIL - NORTH 7
A-855
1/4" = 1'-0"

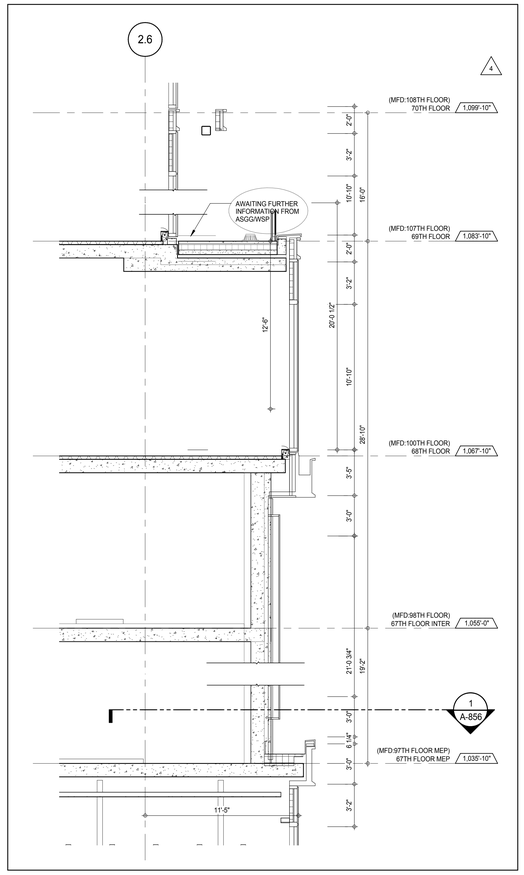

SECTION DETAIL - NORTH 6
A-855
1/4" = 1'-0"

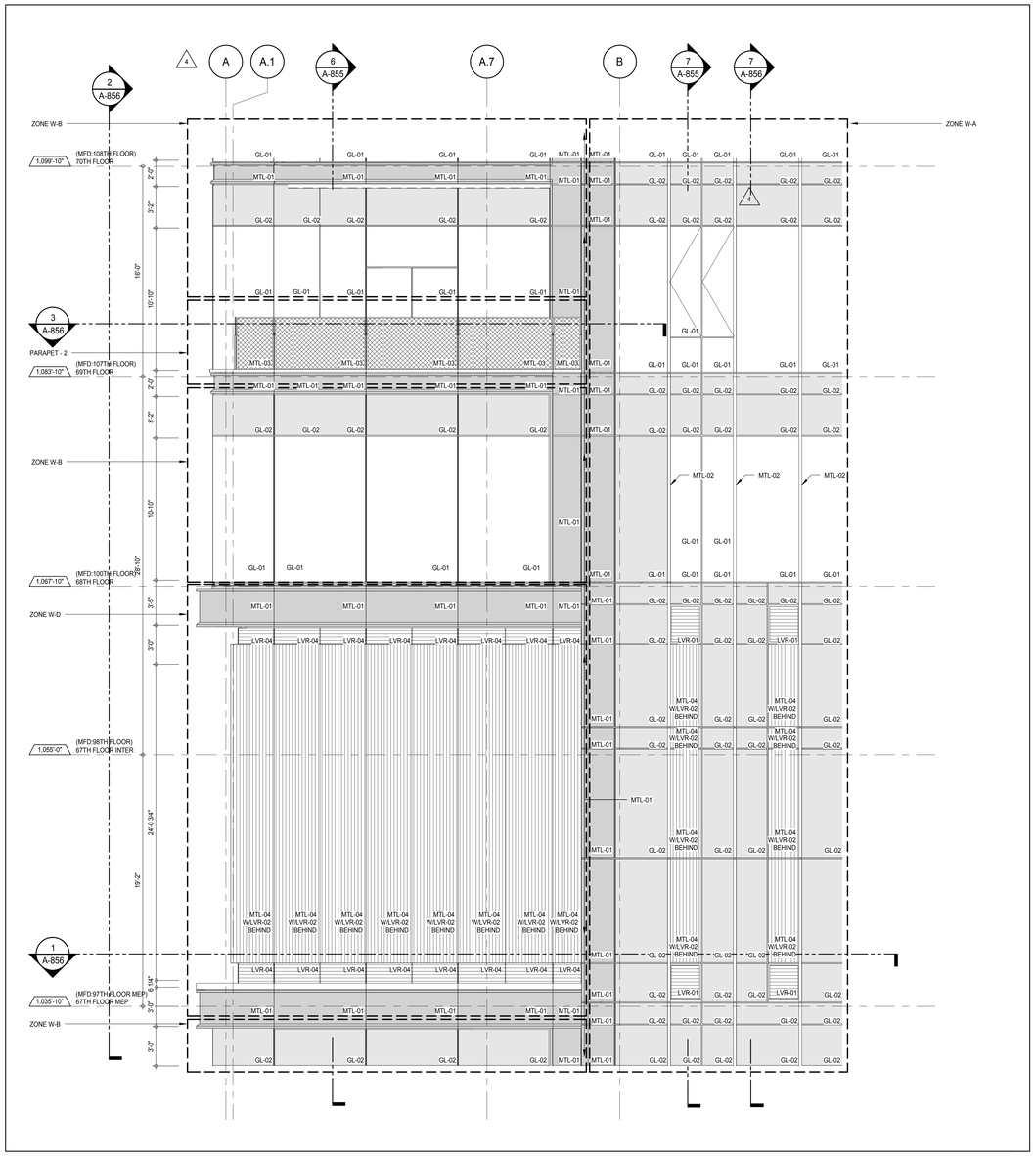

ELEVATION DETAIL - NORTH 4
A-213
1/4" = 1'-0"

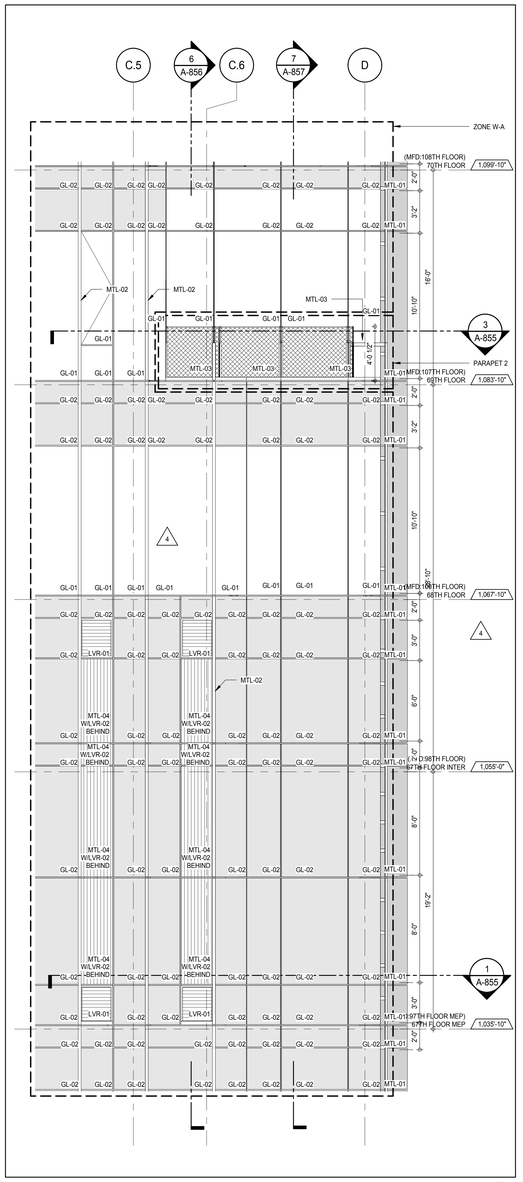

ELEVATION DETAIL - NORTH 2
A-213
1/4" = 1'-0"

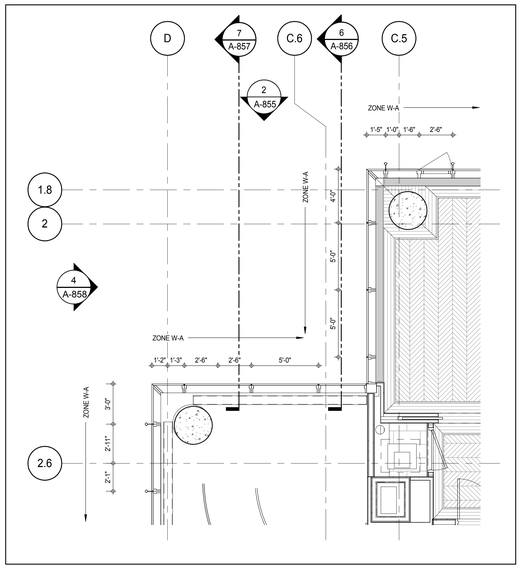

PLAN DETAIL - 69TH FLOOR - NORTH WEST 5
A-156
1/4" = 1'-0"

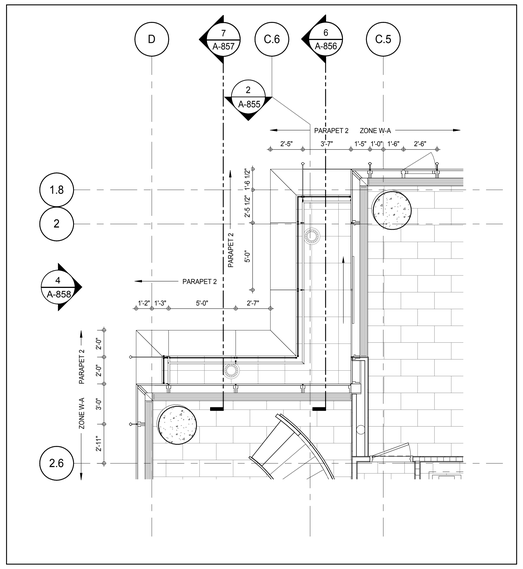

PLAN DETAIL - 68TH FLOOR - NORTH WEST 3
A-155
1/4" = 1'-0"

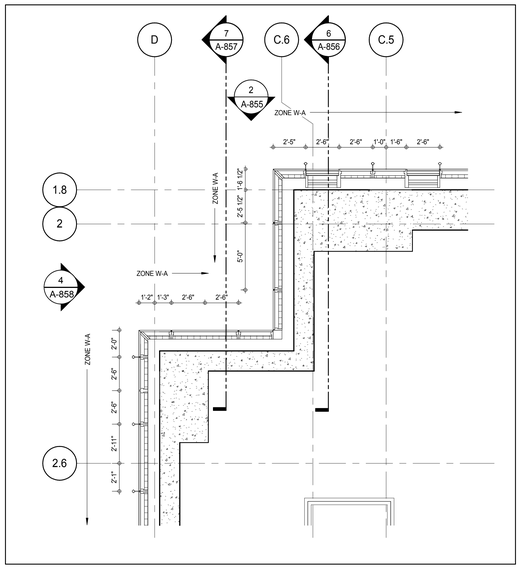

PLAN DETAIL - 67TH FLOOR - NORTH-WEST 1
A-152
1/4" = 1'-0"

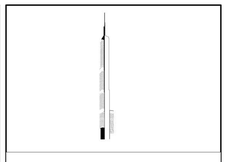

KEY PLAN:

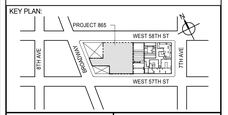

PROJECT NORTH: TRUE NORTH

DEVELOPER:
EXTELL DEVELOPMENT COMPANY
805 THIRD AVENUE, 7TH FLOOR
New York, NY 10022 USA
TEL: 212 712 6000 FAX: 212 712 6100

DESIGN ARCHITECT: Base Building Shell & Core
ADRIAN SMITH + GORDON GILL ARCHITECTURE
111 WEST MONROE STREET SUITE 2300
CHICAGO IL 60603
TEL: 312 920 1888 FAX: 312 920 1775

INTERIOR DESIGNER: Residential
Rottet Architecture and Design Studio, PLLC
298 Fifth Ave, 7th Floor
New York, NY 10001
TEL: 646 998 7000 FAX:

ARCHITECT OF RECORD: Base Building Shell, Core, & Residential
AAI ARCHITECTS, P.C.
401 Wellington St. W., 3rd Floor
Toronto, ON M5V 1E7 Canada
TEL: 416 967 1500 FAX: 416 967 7150

STRUCTURAL ENGINEERS:
WSP CANTOR SEINUK
228 EAST 45th Street
New York, NY 10017 USA
TEL: 212 687 9888 FAX: 646 487 5501

MEP ENGINEERS:
AKF GROUP
165 Broadway, 22nd Floor
New York, NY 10006 USA
TEL: 212 354 5656 FAX: 212 354 5668

GEOTECHNICAL ENGINEERS:
Langan Engineering & Environmental Services
21 Penn Plaza - 360 West 31st Street, 8th Floor
New York, NY 10001-2727
TEL: 212 479 5400 FAX: 212 479 5444

CODE CONSULTANTS:
Construction Consulting Associates
100 Church Street
New York, NY 10007
TEL: 212 385 1818 FAX: 212 385 1911

CURTAINWALL CONSULTANT:
AJLP Consulting
40 Worth Street. Suite 826
New York, NY 10013
TEL: 212 757 5659 FAX: 646 219 8508

LANDMARK/PRESERVATION CONSULTANT:
Jan Hird Pokorny Associates, Inc.
39 West 37th Street, 12A
New York, NY 10018
TEL: 212 759 6462 FAX: 212 759 6540

No.	DESCRIPTION	DATE
1	D.O.B. SUBMISSION	18 FEB 15
2	CD PROGRESS ISSUE 3	09 MAR 15
	D.O.B. SUBMISSION	27 APR 15
3	CD PROGRESS ISSUE 4	01 JUN 15
4	CD PROGRESS ISSUE 5	10 AUG 15
	D.O.B. AMENDMENT 2	21 SEP 15

0 2' - 0" 4' - 0" 8' - 0"

NOT FOR BID/CONSTRUCTION

Discrepancies must be reported immediately to the Architect before proceeding. Only figured dimensions are to be used. Contractors must check all dimensions on site. This drawing is protected by copyright.

ALL DIMENSIONS ARE SHOWN IN IMPERIAL.

CONSULTANT: AAI ARCHITECTS, P.C.

PROJECT:
217 WEST 57TH STREET
NEW YORK, NY

DRAWING TITLE:
EXTERIOR WALL DETAILS - T4 - NORTH

SEAL & SIGNATURE: REGISTERED ARCHITECT WILLIAE DAVID UNGER 024885 STATE OF NEW YORK

DATE:	18 FEB 15
PROJECT No:	1216-00
DRAWN: Author	REV:
CHK: Checker	4
SCALE: 1/4" = 1'-0"	
DWG No:	A-855.01
DOB PAGE No:	460 of 569

DOB EMPLOYEE STAMP: DOB B-SCAN:

36" x 48" Arch E SHEET SIZE
FILE NAME: C:\Revit Local Files\EXTELL-865-AAI-TWR-CNF_Jsellers.rvt
PLOT DATE: 9/22/2015 12:41:09 PM

DEPT OF BLDGS 421258305 Job Number
E30/A450514 Scan Code

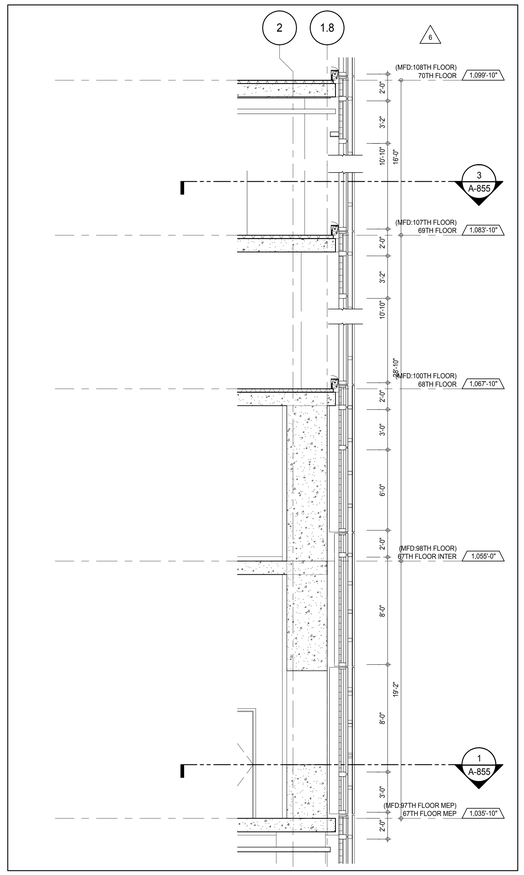

SECTION DETAIL - NORTH (7)
A-855
1/4" = 1'-0"

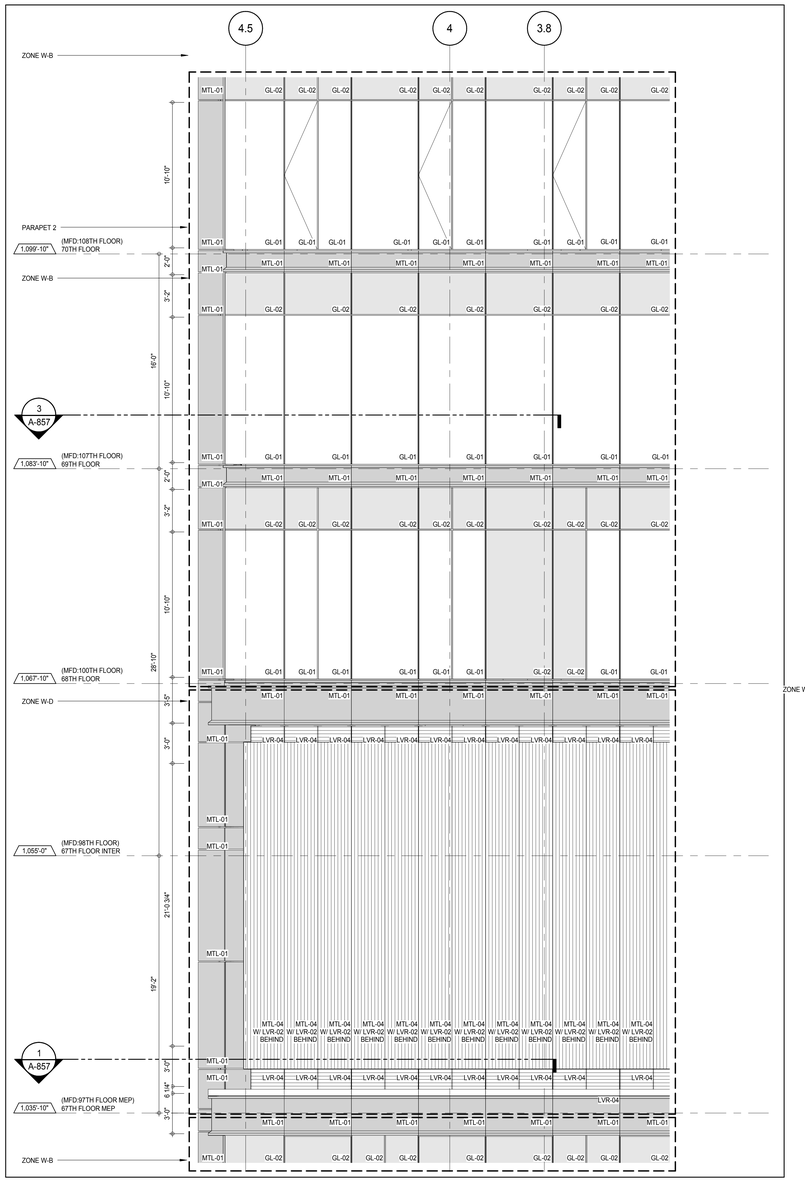

ELEVATION DETAIL - EAST (4)
A-223
1/4" = 1'-0"

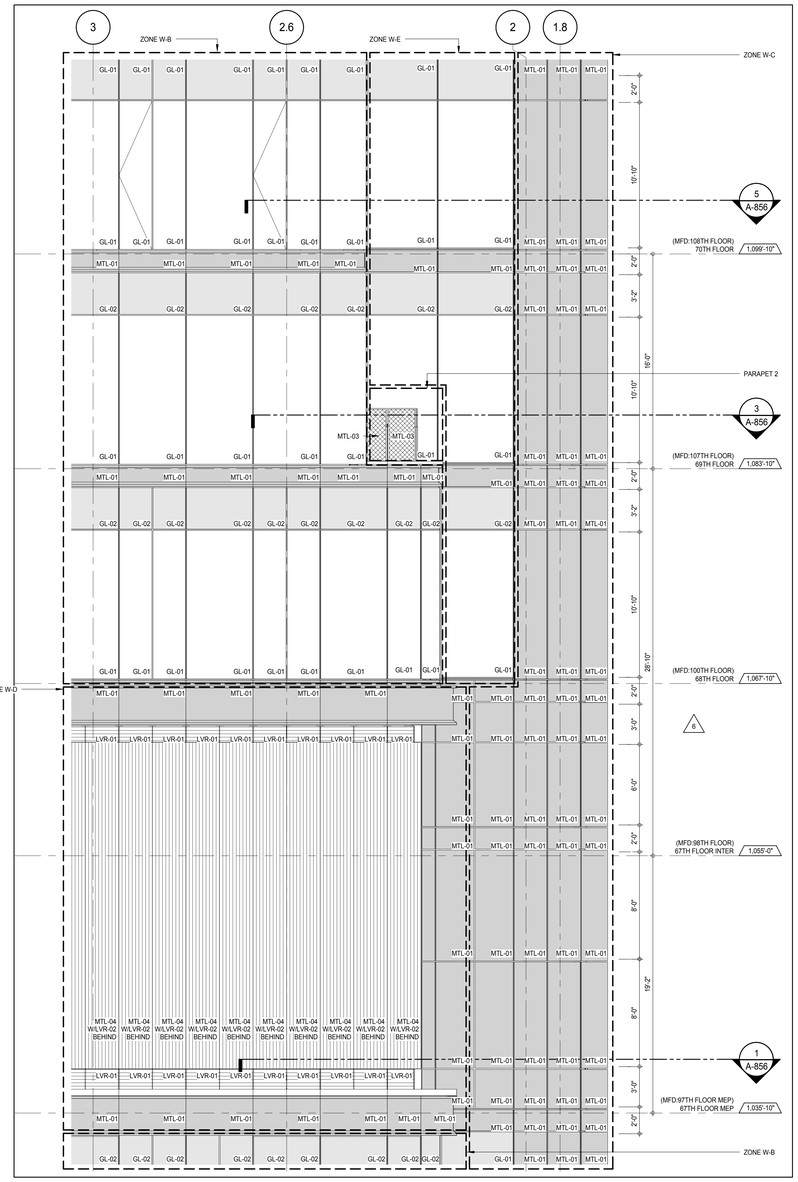

ELEVATION DETAIL - EAST (2)
A-223
1/4" = 1'-0"

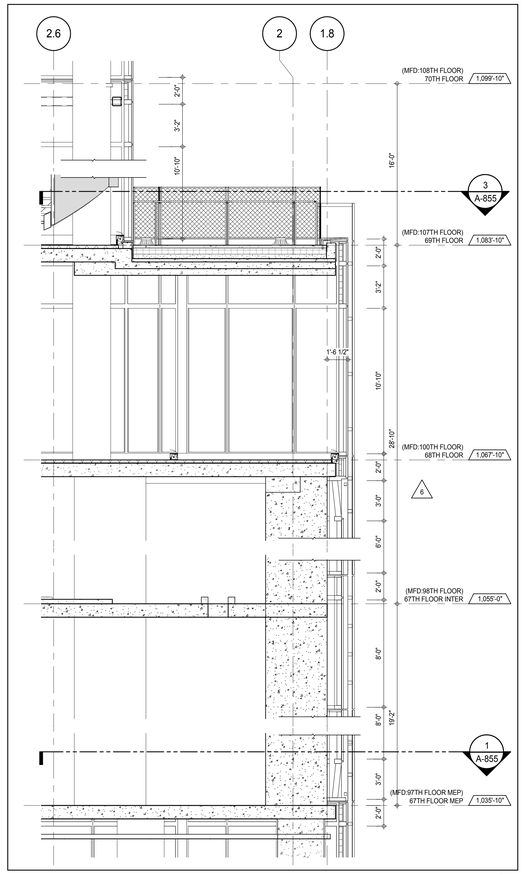

SECTION DETAIL - NORTH (6)
A-855
1/4" = 1'-0"

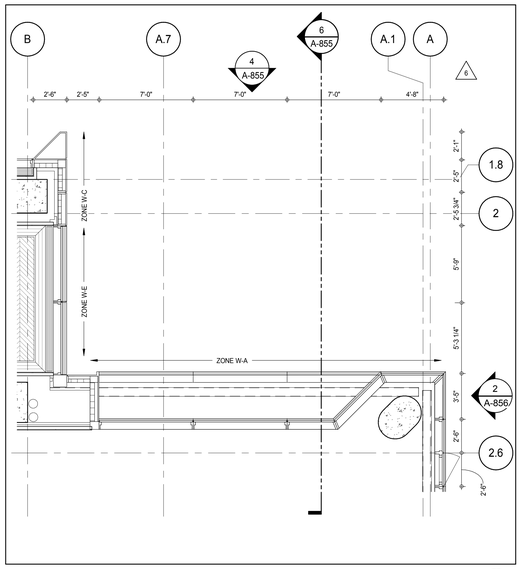

PLAN DETAIL - 69TH FLOOR - NORTH EAST (5)
A-156
1/4" = 1'-0"

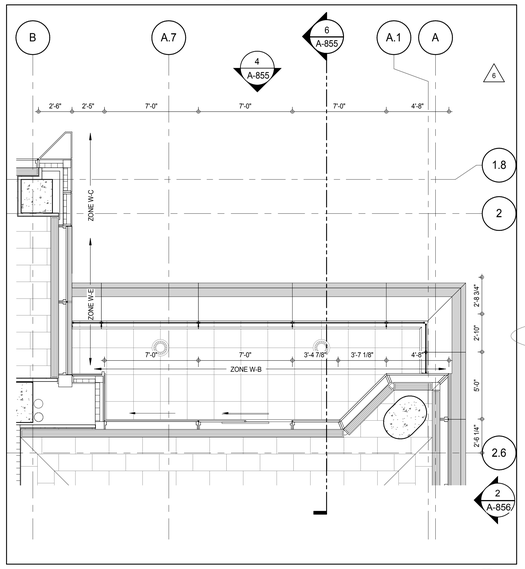

PLAN DETAIL - 68TH FLOOR - NORTH EAST (3)
A-155
1/4" = 1'-0"

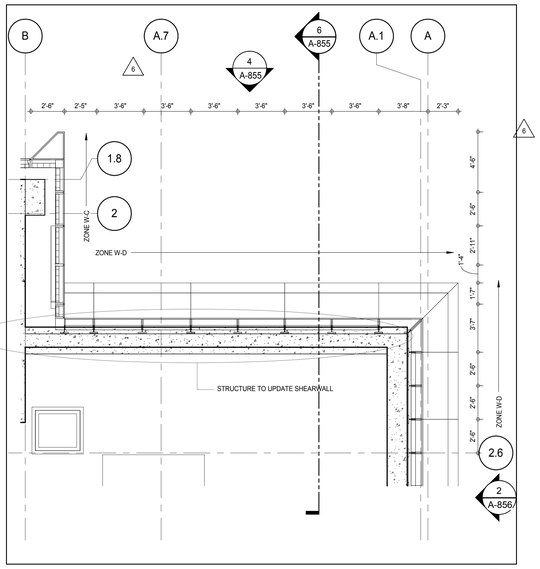

PLAN DETAIL - 67TH FLOOR MEP - NORTH-EAST (1)
A-152
1/4" = 1'-0"



KEY PLAN:

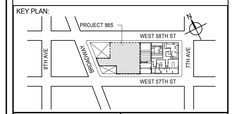

PROJECT NORTH / TRUE NORTH

DEVELOPER:
EXTELL DEVELOPMENT COMPANY
805 THIRD AVENUE, 7TH FLOOR
New York, NY 10022 USA
TEL: 212 712 6000 FAX: 212 712 6100

DESIGN ARCHITECT: Base Building Shell & Core
ADRIAN SMITH + GORDON GILL ARCHITECTURE
111 WEST MONROE STREET SUITE 2300
CHICAGO IL 60603
TEL: 312 920 1888 FAX: 312 920 1775

INTERIOR DESIGNER: Residential
Rottet Architecture and Design Studio, PLLC
298 Fifth Ave, 7th Floor
New York, NY 10001
TEL: 646 998 7000 FAX:

ARCHITECT OF RECORD: Base Building Shell, Core, & Residential
AAI ARCHITECTS, P.C.
401 Wellington St. W., 3rd Floor
Toronto, ON M5V 1E7 Canada
TEL: 416 967 1500 FAX: 416 967 7150

STRUCTURAL ENGINEERS:
WSP CANTOR SEINUK
228 EAST 45th Street
New York, NY 10017 USA
TEL: 212 687 9888 FAX: 646 487 5501

MEP ENGINEERS:
AKF GROUP
165 Broadway, 22nd Floor
New York, NY 10006 USA
TEL: 212 354 5656 FAX: 212 354 5668

GEOTECHNICAL ENGINEERS:
Langan Engineering & Environmental Services
21 Penn Plaza - 360 West 31st Street, 8th Floor
New York, NY 10001-2727
TEL: 212 479 5400 FAX: 212 479 5444

CODE CONSULTANTS:
Construction Consulting Associates
100 Church Street
New York, NY 10007
TEL: 212 385 1818 FAX: 212 385 1911

CURTAINWALL CONSULTANT:
AJLP Consulting
40 Worth Street. Suite 826
New York, NY 10013
TEL: 212 757 5659 FAX: 646 219 8508

LANDMARK/PRESERVATION CONSULTANT:
Jan Hird Pokorny Associates, Inc.
39 West 37th Street, 12A
New York, NY 10018
TEL: 212 759 6462 FAX: 212 759 6540

No.	DESCRIPTION	DATE
1	CD PROGRESS ISSUE 1	15 OCT 14
2	CD PROGRESS ISSUE 2	19 DEC 14
3	D.O.B. SUBMISSION	18 FEB 15
4	CD PROGRESS ISSUE 3	09 MAR 15
	D.O.B. SUBMISSION	27 APR 15
5	CD PROGRESS ISSUE 4	01 JUN 15
6	CD PROGRESS ISSUE 5	10 AUG 15
	D.O.B. AMENDMENT 2	21 SEP 15

0 2' - 0" 4' - 0" 8' - 0"

NOT FOR BID/CONSTRUCTION

Discrepancies must be reported immediately to the Architect before proceeding. Only figured dimensions are to be used. Contractors must check all dimensions on site. This drawing is protected by copyright.

ALL DIMENSIONS ARE SHOWN IN IMPERIAL.

CONSULTANT:
AAI ARCHITECTS, P.C.

PROJECT:
217 WEST 57TH STREET
NEW YORK, NY

DRAWING TITLE:
EXTERIOR WALL DETAILS - T4 - EAST

SEAL & SIGNATURE: REGISTERED ARCHITECT ADRIAN SMITH 026885 STATE OF NEW YORK

DATE:	15 OCT 14
PROJECT No:	1216-00
DRAWN: Author	REV:
CHK: Checker	6
SCALE: 1/4" = 1'-0"	
DWG No:	A-856.01
DOB PAGE No:	461 of 569

DOB EMPLOYEE STAMP: DOB B-SCAN:

36" x 48" Arch E SHEET SIZE
FILE NAME: C:\Revit Local Files\EXTELL-865-AAI-TWR-CNF_Jsellers.rvt
PLOT DATE: 9/28/2015 12:41:44 PM

DEPT OF BLDGS 421263505 Job Number
E3463523544 Scan Code

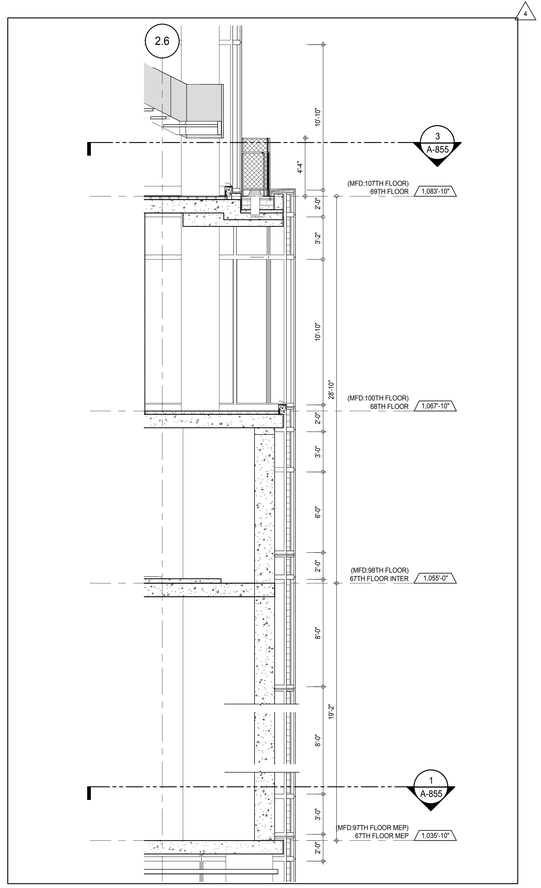

SECTION DETAIL - NORTH (7)
A-855
1/4" = 1'-0"

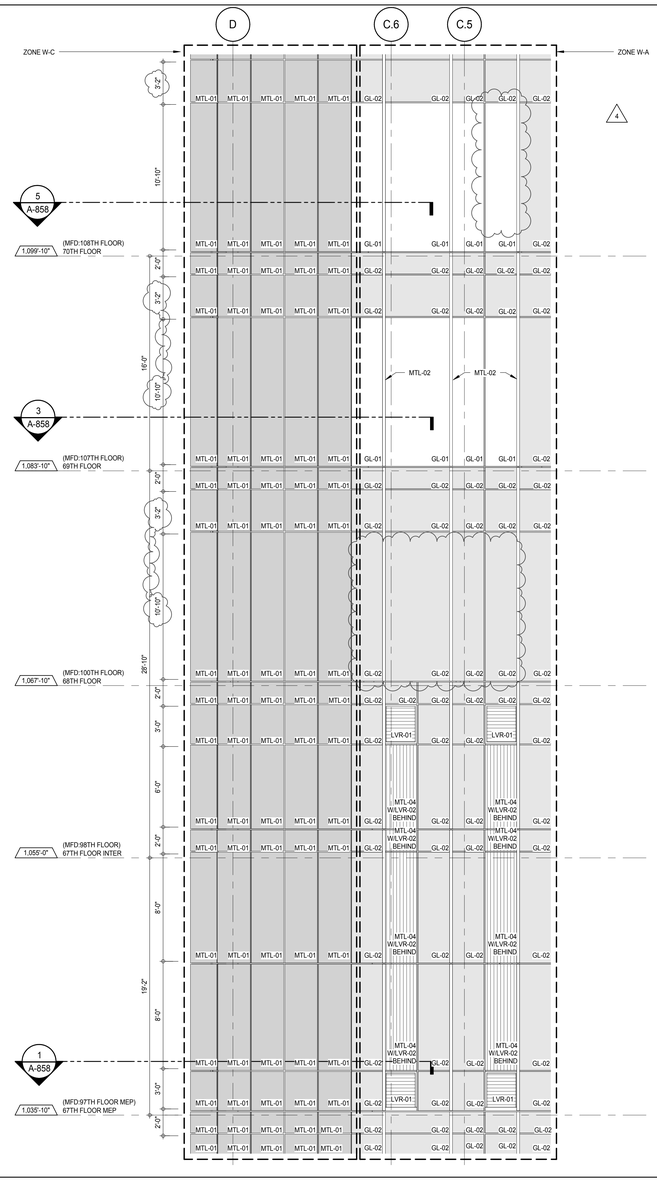

ELEVATION DETAIL - SOUTH (4)
A-218
1/4" = 1'-0"

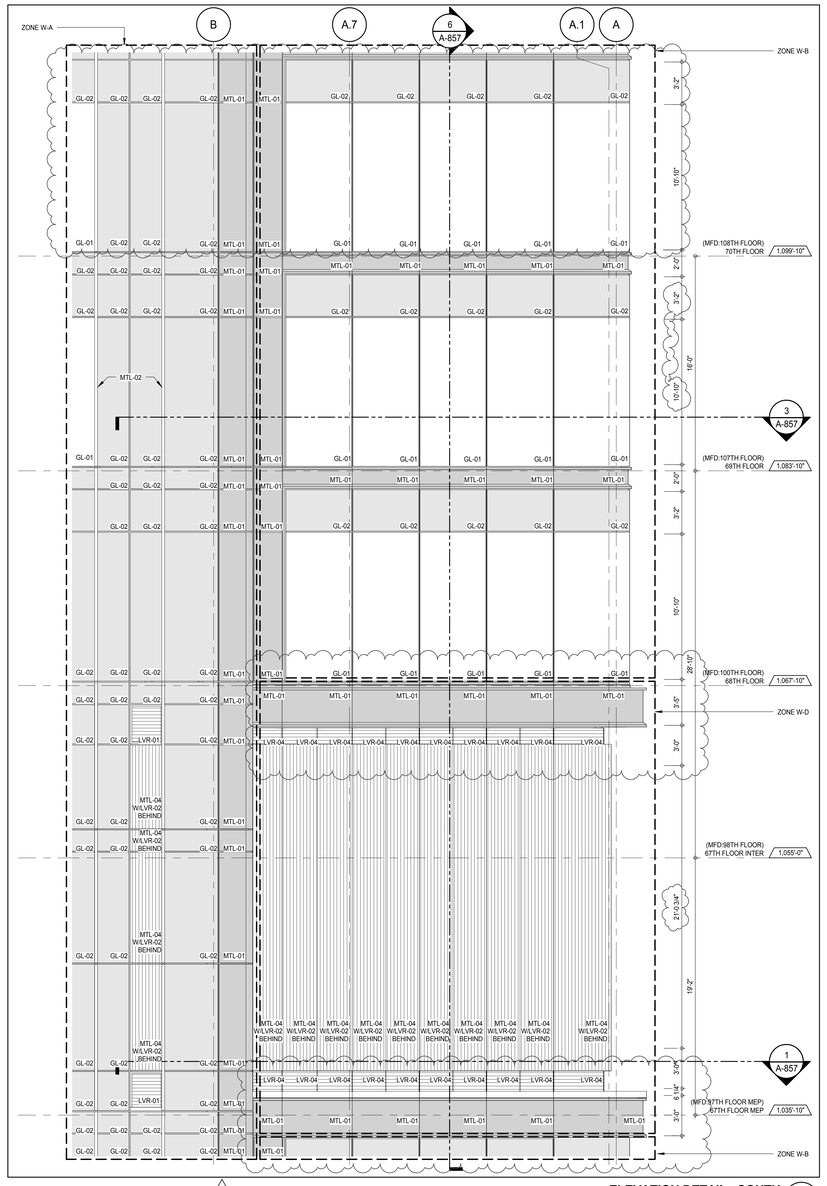

ELEVATION DETAIL - SOUTH (2)
A-218
1/4" = 1'-0"

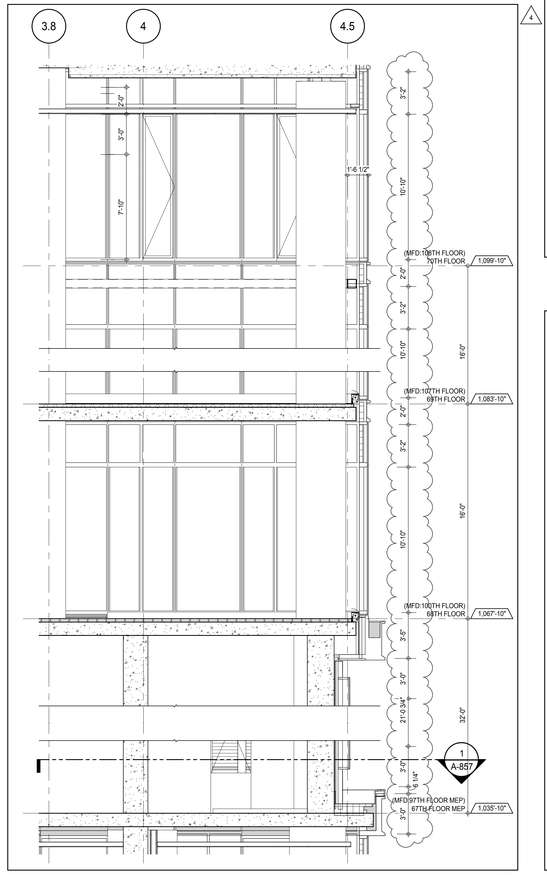

SECTION DETAIL - SOUTH (6)
A-857
1/4" = 1'-0"

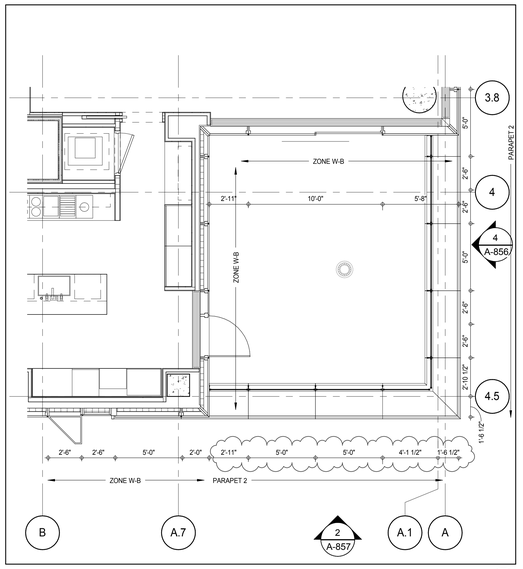

PLAN DETAIL - 70TH FLOOR - SOUTH EAST (5)
A-157
1/4" = 1'-0"

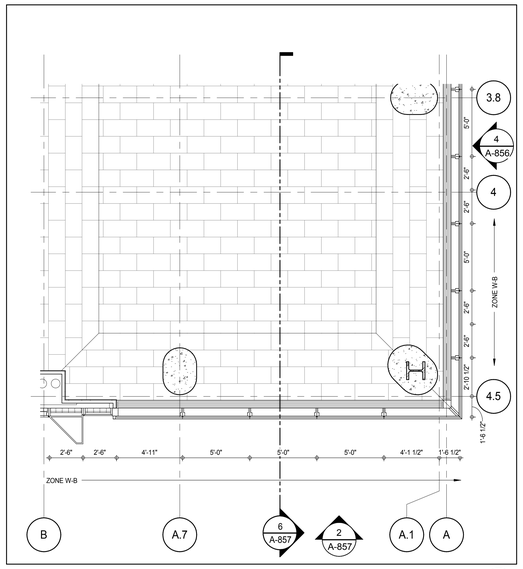

PLAN DETAIL - 68TH FLOOR - SOUTH EAST (3)
A-156
1/4" = 1'-0"

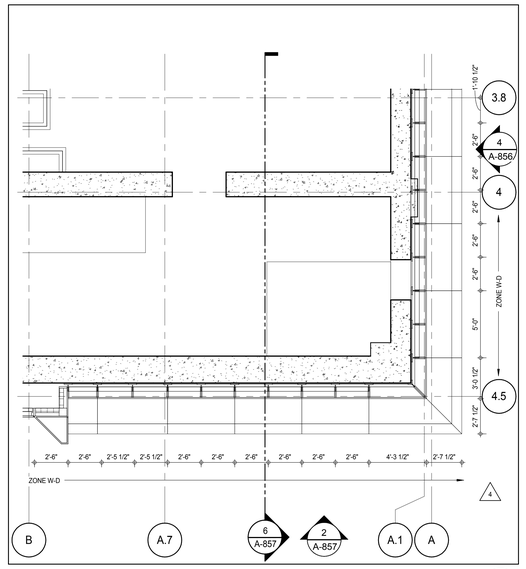

PLAN DETAIL - 67TH FLOOR MEP - SOUTH-WEST (1)
A-152
1/4" = 1'-0"

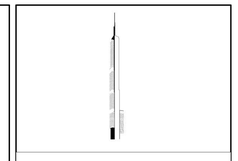

KEY PLAN:

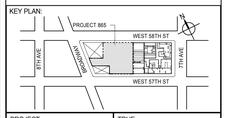

PROJECT NORTH | TRUE NORTH

DEVELOPER:
EXTELL DEVELOPMENT COMPANY
805 THIRD AVENUE, 7TH FLOOR
New York, NY 10022 USA
TEL: 212 712 6000 FAX: 212 712 6100

DESIGN ARCHITECT: Base Building Shell & Core
ADRIAN SMITH + GORDON GILL ARCHITECTURE
111 WEST MONROE STREET SUITE 2300
CHICAGO IL 60603
TEL: 312 920 1888 FAX: 312 920 1775

INTERIOR DESIGNER: Residential
Rottet Architecture and Design Studio, PLLC
298 Fifth Ave, 7th Floor
New York, NY 10001
TEL: 646 998 7000 FAX:

ARCHITECT OF RECORD: Base Building Shell, Core, & Residential
AAI ARCHITECTS, P.C.
401 Wellington St. W., 3rd Floor
Toronto, ON M5V 1E7 Canada
TEL: 416 967 1500 FAX: 416 967 7150

STRUCTURAL ENGINEERS:
WSP CANTOR SEINUK
228 EAST 45th Street
New York, NY 10017 USA
TEL: 212 687 9888 FAX: 646 487 5501

MEP ENGINEERS:
AKF GROUP
165 Broadway, 22nd Floor
New York, NY 10006 USA
TEL: 212 354 5656 FAX: 212 354 5668

GEOTECHNICAL ENGINEERS:
Langan Engineering & Environmental Services
21 Penn Plaza - 360 West 31st Street, 8th Floor
New York, NY 10001-2727
TEL: 212 479 5400 FAX: 212 479 5444

CODE CONSULTANTS:
Construction Consulting Associates
100 Church Street
New York, NY 10007
TEL: 212 385 1818 FAX: 212 385 1911

CURTAINWALL CONSULTANT:
AJLP Consulting
40 Worth Street. Suite 826
New York, NY 10013
TEL: 212 757 5659 FAX: 646 219 8508

LANDMARK/PRESERVATION CONSULTANT:
Jan Hird Pokorny Associates, Inc.
39 West 37th Street, 12A
New York, NY 10018
TEL: 212 759 6462 FAX: 212 759 6540

No.	DESCRIPTION	DATE
1	D.O.B. SUBMISSION	18 FEB 15
2	CD PROGRESS ISSUE 3	09 MAR 15
	D.O.B. SUBMISSION	27 APR 15
3	CD PROGRESS ISSUE 4	01 JUN 15
4	CD PROGRESS ISSUE 5	10 AUG 15
	D.O.B. AMENDMENT 2	21 SEP 15

0 2' - 0" 4' - 0" 8' - 0"

NOT FOR BID/CONSTRUCTION

Discrepancies must be reported immediately to the Architect before proceeding. Only figured dimensions are to be used. Contractors must check all dimensions on site. This drawing is protected by copyright.

ALL DIMENSIONS ARE SHOWN IN IMPERIAL.

CONSULTANT:

AAI ARCHITECTS, P.C.

PROJECT:
217 WEST 57TH STREET
NEW YORK, NY

DRAWING TITLE:
EXTERIOR WALL DETAILS - T4 - SOUTH

SEAL & SIGNATURE:

DATE:	18 FEB 15
PROJECT No:	1216-00
DRAWN: Author	REV:
CHK: Checker	4
SCALE: 1/4" = 1'-0"	
DWG No:	**A-857.01**
DOB PAGE No:	462 of 569

DOB EMPLOYEE STAMP: DOB B-SCAN:

36" x 48" Arch E SHEET SIZE
FILE NAME: C:\Revit Local Files\EXTELL-W6-AAI-TWR-CNF_hadams.rvt
PLOT DATE: 6/22/2015 12:42:19 PM

DEPT OF BLDGS 421263825 Job Number
E320053529R2 Scan Code

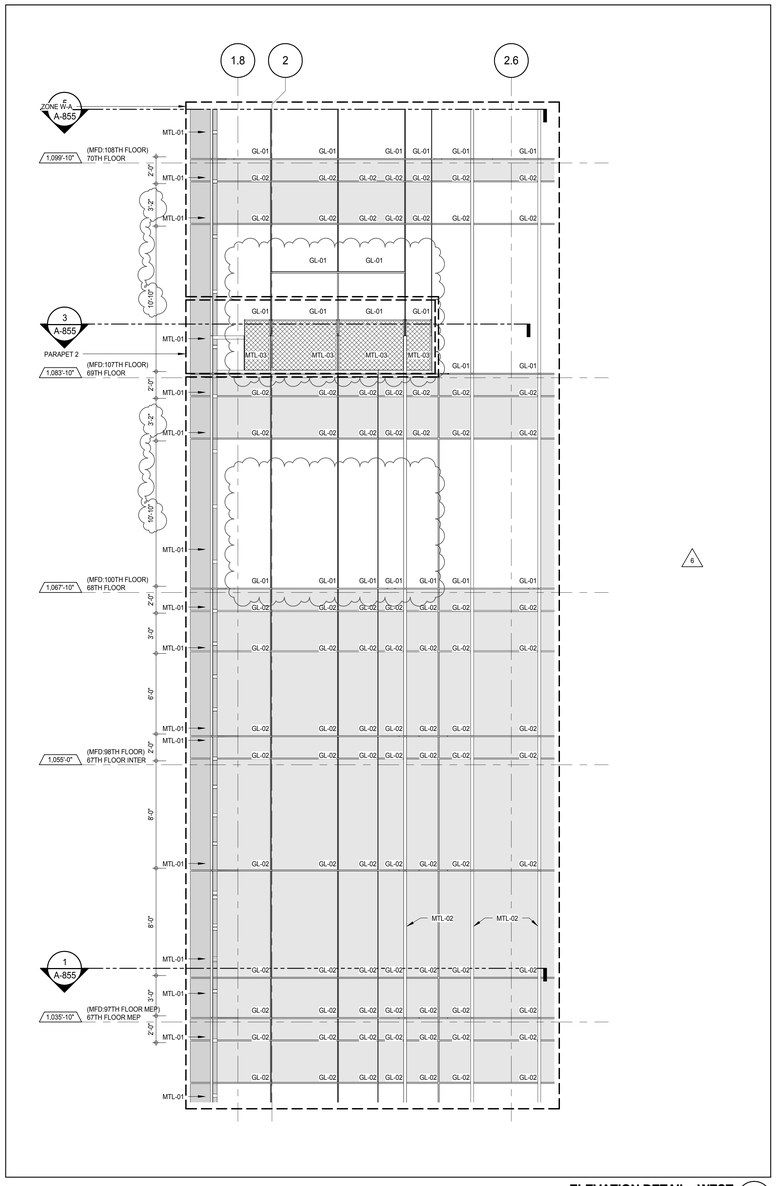

ELEVATION DETAIL - WEST 4
A-228
1/4" = 1'-0"

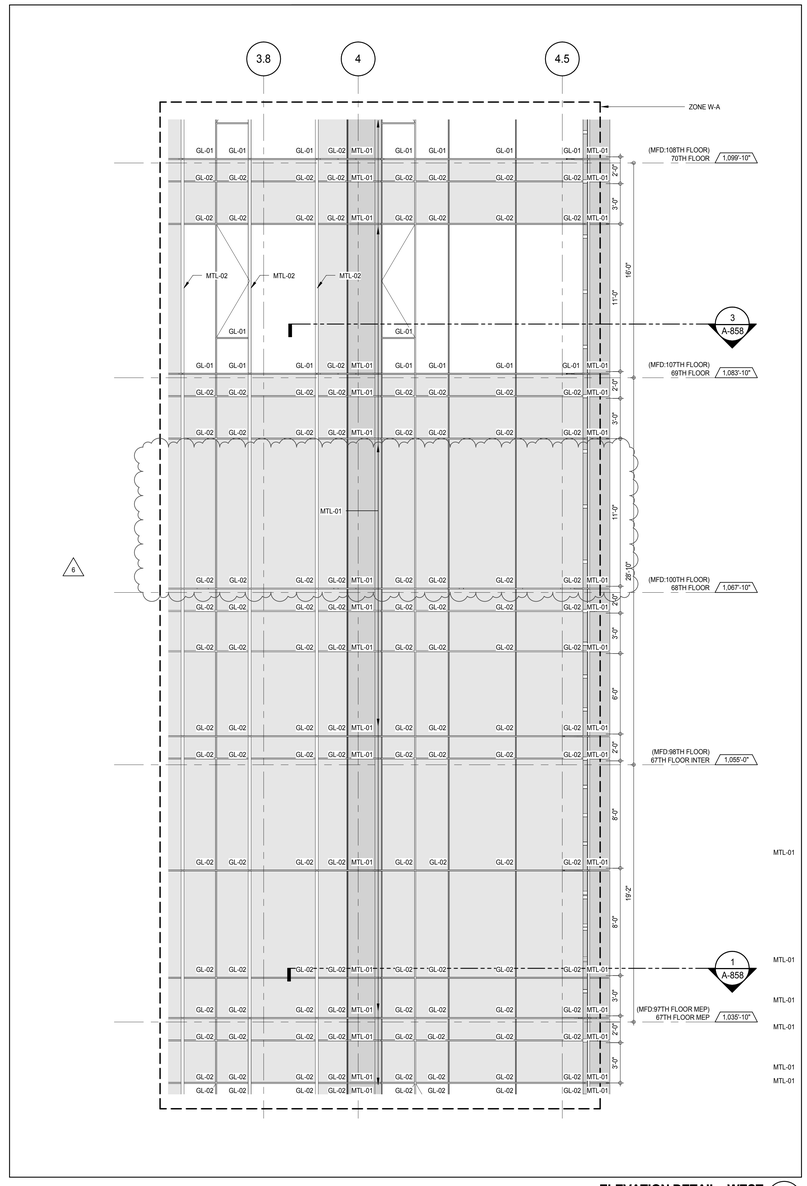

ELEVATION DETAIL - WEST 2
A-228
1/4" = 1'-0"

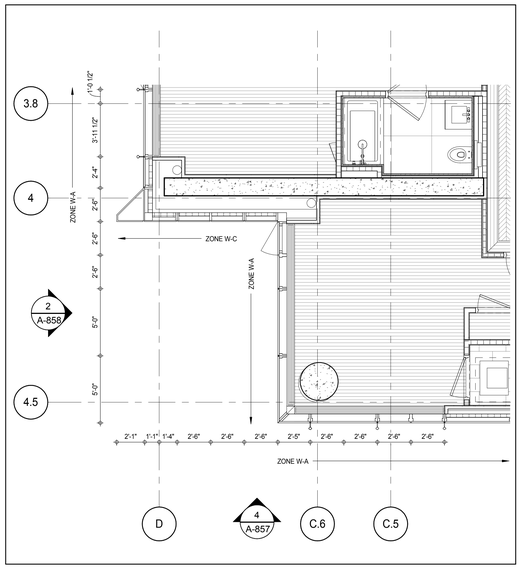

PLAN DETAIL - 69TH FLOOR - SOUTH WEST 5
A-156
1/4" = 1'-0"

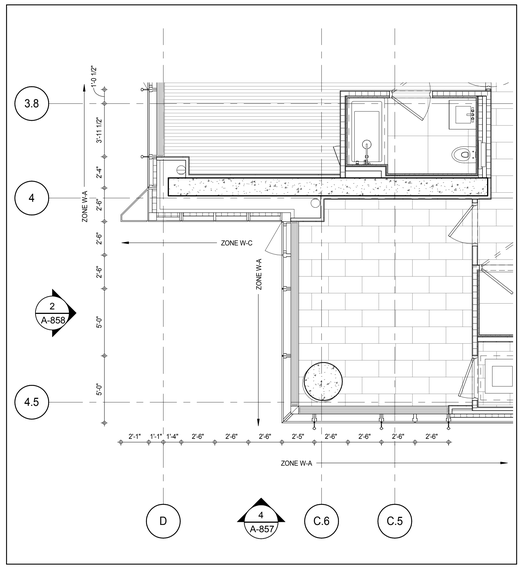

PLAN DETAIL - 68TH FLOOR - SOUTH WEST 3
A-155
1/4" = 1'-0"

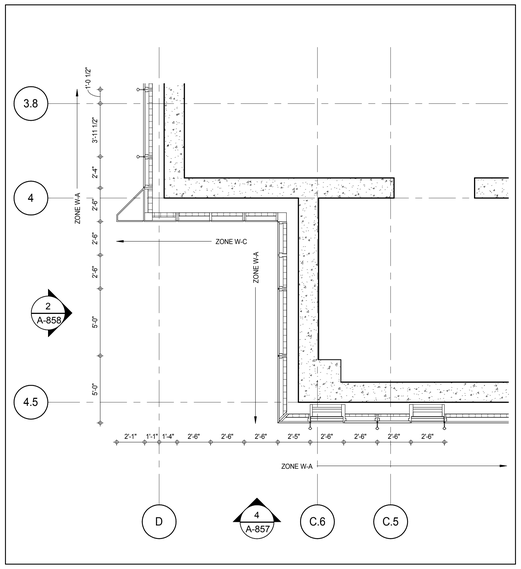

PLAN DETAIL - 67TH FLOOR MEP - SOUTH-WEST 1
A-152
1/4" = 1'-0"



KEY PLAN:

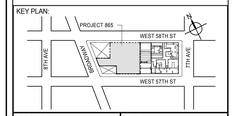

PROJECT NORTH

TRUE NORTH

DEVELOPER:
EXTELL DEVELOPMENT COMPANY
805 THIRD AVENUE, 7TH FLOOR
New York, NY 10022 USA
TEL: 212 712 6000 FAX: 212 712 6100

DESIGN ARCHITECT: Base Building Shell & Core
ADRIAN SMITH + GORDON GILL ARCHITECTURE
111 WEST MONROE STREET SUITE 2300
CHICAGO IL 60603
TEL: 312 920 1888 FAX: 312 920 1775

INTERIOR DESIGNER: Residential
Rottet Architecture and Design Studio, PLLC
298 Fifth Ave, 7th Floor
New York, NY 10001
TEL: 646 998 7000 FAX:

ARCHITECT OF RECORD: Base Building Shell, Core, & Residential
AAI ARCHITECTS, P.C.
401 Wellington St. W., 3rd Floor
Toronto, ON M5V 1E7 Canada
TEL: 416 967 1500 FAX: 416 967 7150

STRUCTURAL ENGINEERS:
WSP CANTOR SEINUK
228 EAST 45th Street
New York, NY 10017 USA
TEL: 212 687 9888 FAX: 646 487 5501

MEP ENGINEERS:
AKF GROUP
165 Broadway, 22nd Floor
New York, NY 10006 USA
TEL: 212 354 5656 FAX: 212 354 5668

GEOTECHNICAL ENGINEERS:
Langan Engineering & Environmental Services
21 Penn Plaza - 360 West 31st Street, 8th Floor
New York, NY 10001-2727
TEL: 212 479 5400 FAX: 212 479 5444

CODE CONSULTANTS:
Construction Consulting Associates
100 Church Street
New York, NY 10007
TEL: 212 385 1818 FAX: 212 385 1911

CURTAINWALL CONSULTANT:
AJLP Consulting
40 Worth Street. Suite 826
New York, NY 10013
TEL: 212 757 5659 FAX: 646 219 8508

LANDMARK/PRESERVATION CONSULTANT:
Jan Hird Pokorny Associates, Inc.
39 West 37th Street, 12A
New York, NY 10018
TEL: 212 759 6462 FAX: 212 759 6540

No.	DESCRIPTION	DATE
1	CD PROGRESS ISSUE 1	15 OCT 14
2	CD PROGRESS ISSUE 2	19 DEC 14
3	D.O.B. SUBMISSION	18 FEB 15
4	CD PROGRESS ISSUE 3	09 MAR 15
	D.O.B. SUBMISSION	27 APR 15
5	CD PROGRESS ISSUE 4	01 JUN 15
6	CD PROGRESS ISSUE 5	10 AUG 15
	D.O.B. AMENDMENT 2	21 SEP 15

0 2' - 0" 4' - 0" 8' - 0"

NOT FOR BID/CONSTRUCTION

Discrepancies must be reported immediately to the Architect before proceeding. Only figured dimensions are to be used. Contractors must check all dimensions on site. This drawing is protected by copyright.

ALL DIMENSIONS ARE SHOWN IN IMPERIAL.

CONSULTANT:

AAI ARCHITECTS, P.C.

PROJECT:

217 WEST 57TH STREET
NEW YORK, NY

DRAWING TITLE:

EXTERIOR WALL DETAILS - T4 - WEST

SEAL & SIGNATURE:

REGISTERED ARCHITECT ADRIAN SMITH DAVID JAMES AA 028881 STATE OF NEW YORK

DATE:	15 OCT 14
PROJECT No:	1216-00
DRAWN: Author	REV:
CHK: Checker	6
SCALE: 1/4" = 1'-0"	
DWG No:	A-858.01
DOB PAGE No:	463 of 569

DOB EMPLOYEE STAMP:

DOB B-SCAN:

36" x 48" Arch E SHEET SIZE
FILE NAME: C:\Revit Local Files\EXTELL-865-AAI-TYR-CNF_Jeanbenin.rvt
PLOT DATE: 9/22/2015 12:42:54 PM

DEPT OF BLDGS 421206305 Job Number
E362133695B5 Scan Code

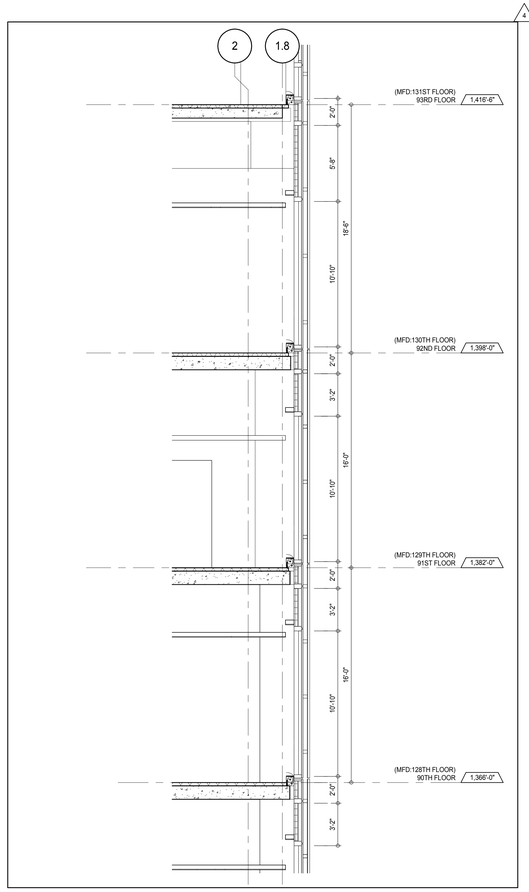

SECTION DETAIL - NORTH 7
A-859
1/4" = 1'-0"

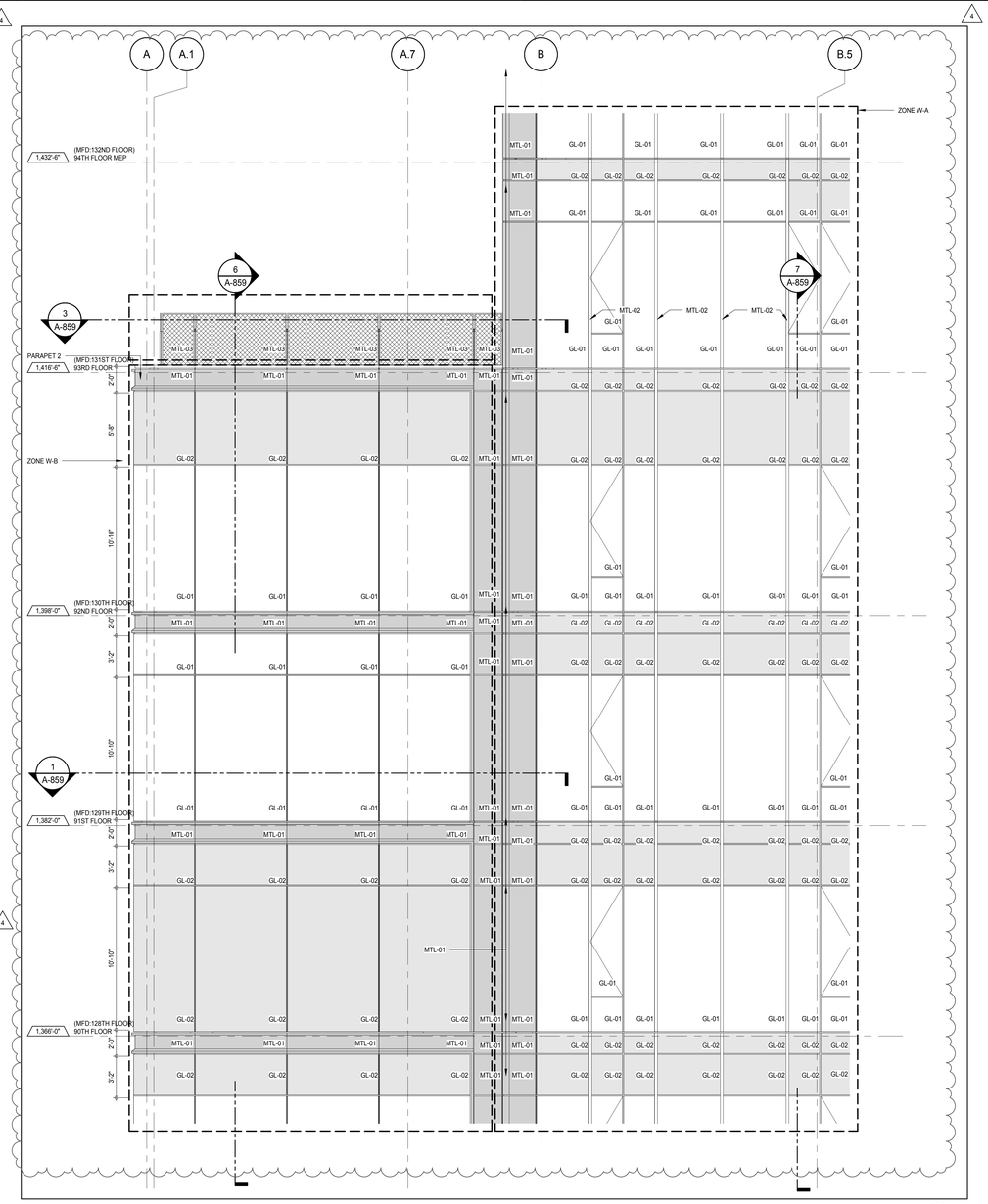

ELEVATION DETAIL - NORTH 4
A-214
1/4" = 1'-0"

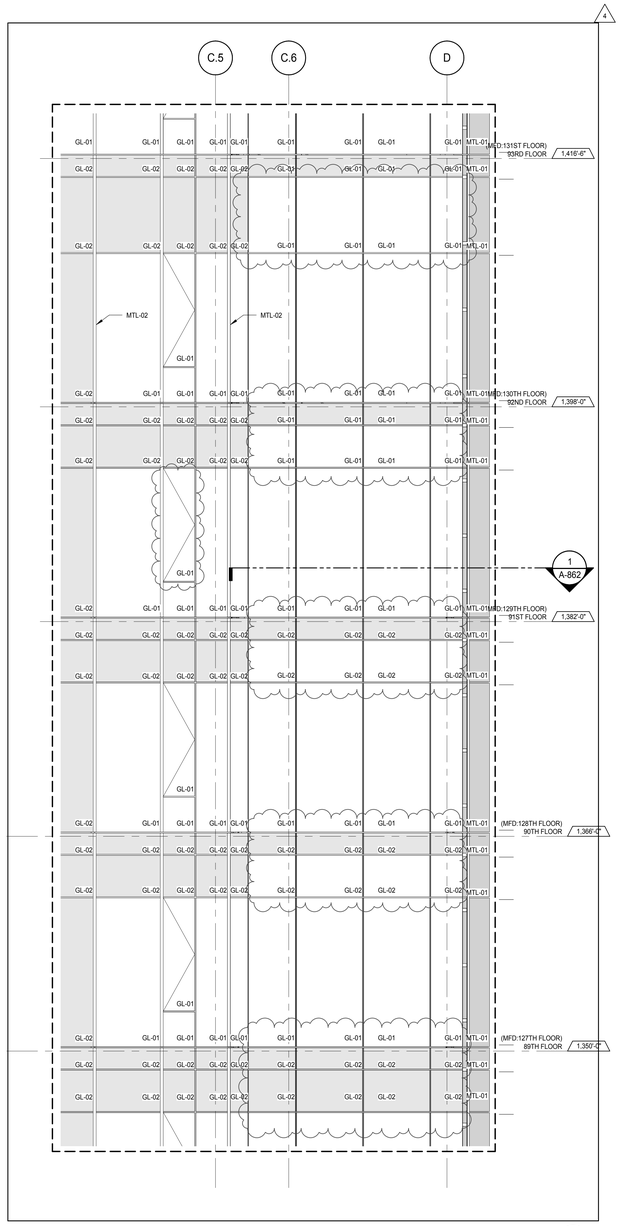

ELEVATION DETAIL - NORTH 2
A-214
1/4" = 1'-0"

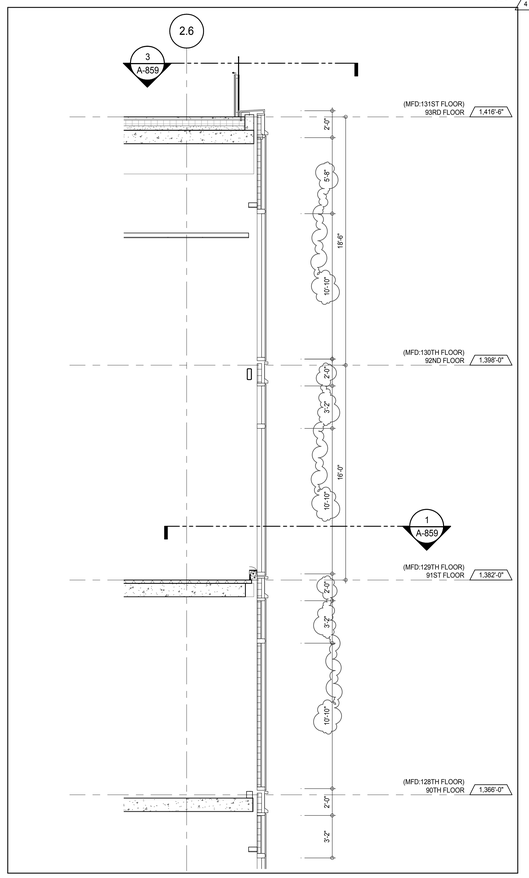

SECTION DETAIL - NORTH 6
A-859
1/4" = 1'-0"

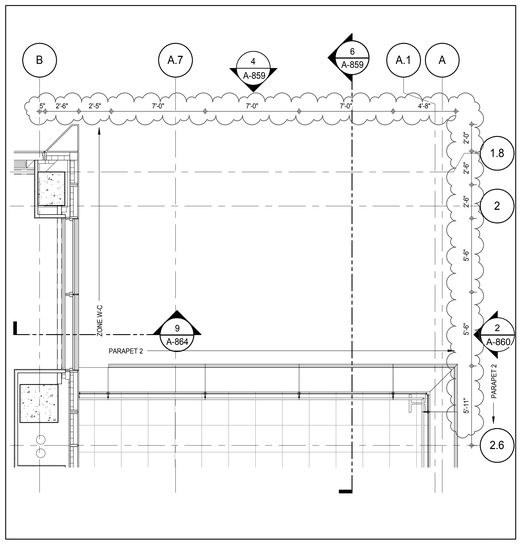

PLAN DETAIL - 92ND FLOOR - NORTH EAST 5
A-864
1/4" = 1'-0"

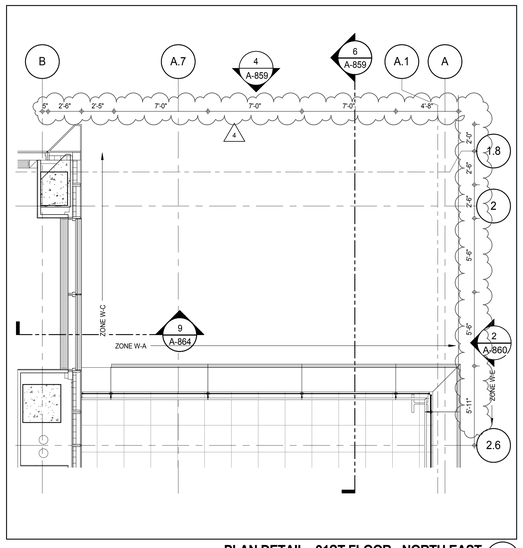

PLAN DETAIL - 91ST FLOOR - NORTH EAST 3
A-163
1/4" = 1'-0"

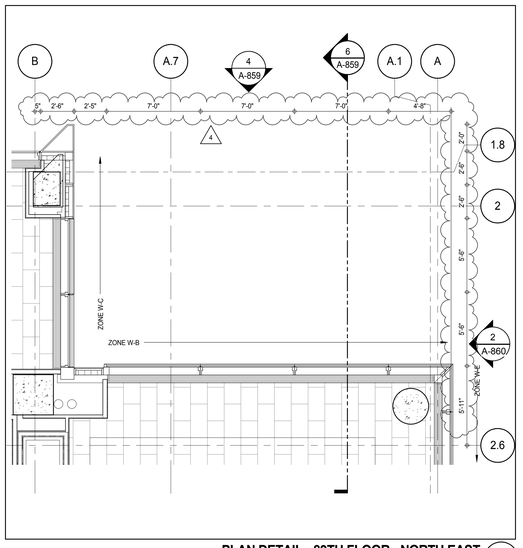

PLAN DETAIL - 89TH FLOOR - NORTH EAST 1
A-161
1/4" = 1'-0"



KEY PLAN:

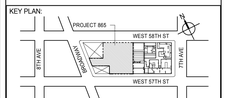

PROJECT NORTH | TRUE NORTH

DEVELOPER:
EXTELL DEVELOPMENT COMPANY
805 THIRD AVENUE, 7TH FLOOR
New York, NY 10022 USA
TEL: 212 712 6000 FAX: 212 712 6100

DESIGN ARCHITECT: Base Building Shell & Core
ADRIAN SMITH + GORDON GILL ARCHITECTURE
111 WEST MONROE STREET SUITE 2300
CHICAGO IL 60603
TEL: 312 920 1888 FAX: 312 920 1775

INTERIOR DESIGNER: Residential
Rottet Architecture and Design Studio, PLLC
298 Fifth Ave, 7th Floor
New York, NY 10001
TEL: 646 998 7000 FAX:

ARCHITECT OF RECORD: Base Building Shell, Core, & Residential
AAI ARCHITECTS, P.C.
401 Wellington St. W., 3rd Floor
Toronto, ON M5V 1E7 Canada
TEL: 416 967 1500 FAX: 416 967 7150

STRUCTURAL ENGINEERS:
WSP CANTOR SEINUK
228 EAST 45th Street
New York, NY 10017 USA
TEL: 212 687 9888 FAX: 646 487 5501

MEP ENGINEERS:
AKF GROUP
165 Broadway, 22nd Floor
New York, NY 10006 USA
TEL: 212 354 5656 FAX: 212 354 5668

GEOTECHNICAL ENGINEERS:
Langan Engineering & Environmental Services
21 Penn Plaza - 360 West 31st Street, 8th Floor
New York, NY 10001-2727
TEL: 212 479 5400 FAX: 212 479 5444

CODE CONSULTANTS:
Construction Consulting Associates
100 Church Street
New York, NY 10007
TEL: 212 385 1818 FAX: 212 385 1911

CURTAINWALL CONSULTANT:
AJLP Consulting
40 Worth Street. Suite 826
New York, NY 10013
TEL: 212 757 5659 FAX: 646 219 8508

LANDMARK/PRESERVATION CONSULTANT:
Jan Hird Pokorny Associates, Inc.
39 West 37th Street, 12A
New York, NY 10018
TEL: 212 759 6462 FAX: 212 759 6540

No.	DESCRIPTION	DATE
1	D.O.B. SUBMISSION	18 FEB 15
2	CD PROGRESS ISSUE 3	09 MAR 15
	D.O.B. SUBMISSION	27 APR 15
3	CD PROGRESS ISSUE 4	01 JUN 15
4	CD PROGRESS ISSUE 5	10 AUG 15
	D.O.B. AMENDMENT 2	21 SEP 15

0 2' - 0" 4' - 0" 8' - 0"

NOT FOR BID/CONSTRUCTION

Discrepancies must be reported immediately to the Architect before proceeding. Only figured dimensions are to be used. Contractors must check all dimensions on site. This drawing is protected by copyright.

ALL DIMENSIONS ARE SHOWN IN IMPERIAL.

CONSULTANT:
AAI ARCHITECTS, P.C.

PROJECT:
217 WEST 57TH STREET
NEW YORK, NY

DRAWING TITLE:
EXTERIOR WALL DETAILS - T4 - NORTH

SEAL & SIGNATURE:

DATE:	18 FEB 15
PROJECT No:	1216-00
DRAWN: Author	REV: 4
CHK: Checker	
SCALE: 1/4" = 1'-0"	
DWG No:	A-859.01
DOB PAGE No:	464 of 569

DOB EMPLOYEE STAMP: DOB B-SCAN:

36" x 48" Arch E SHEET SIZE
FILE NAME: C:\Revit Local Files\EXTELL-865-AAI-TWR-CNF_hadamm.rvt
PLOT DATE: 9/8/2015 12:43:23 PM

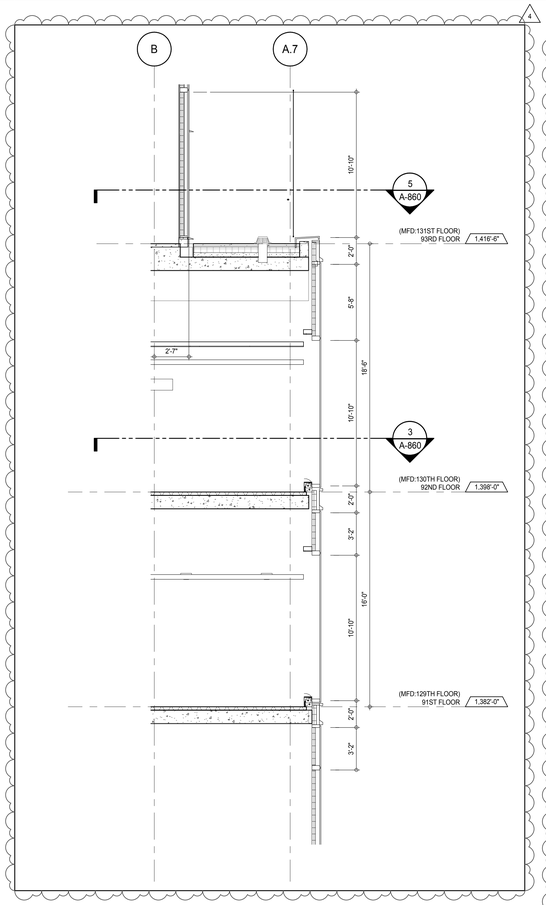

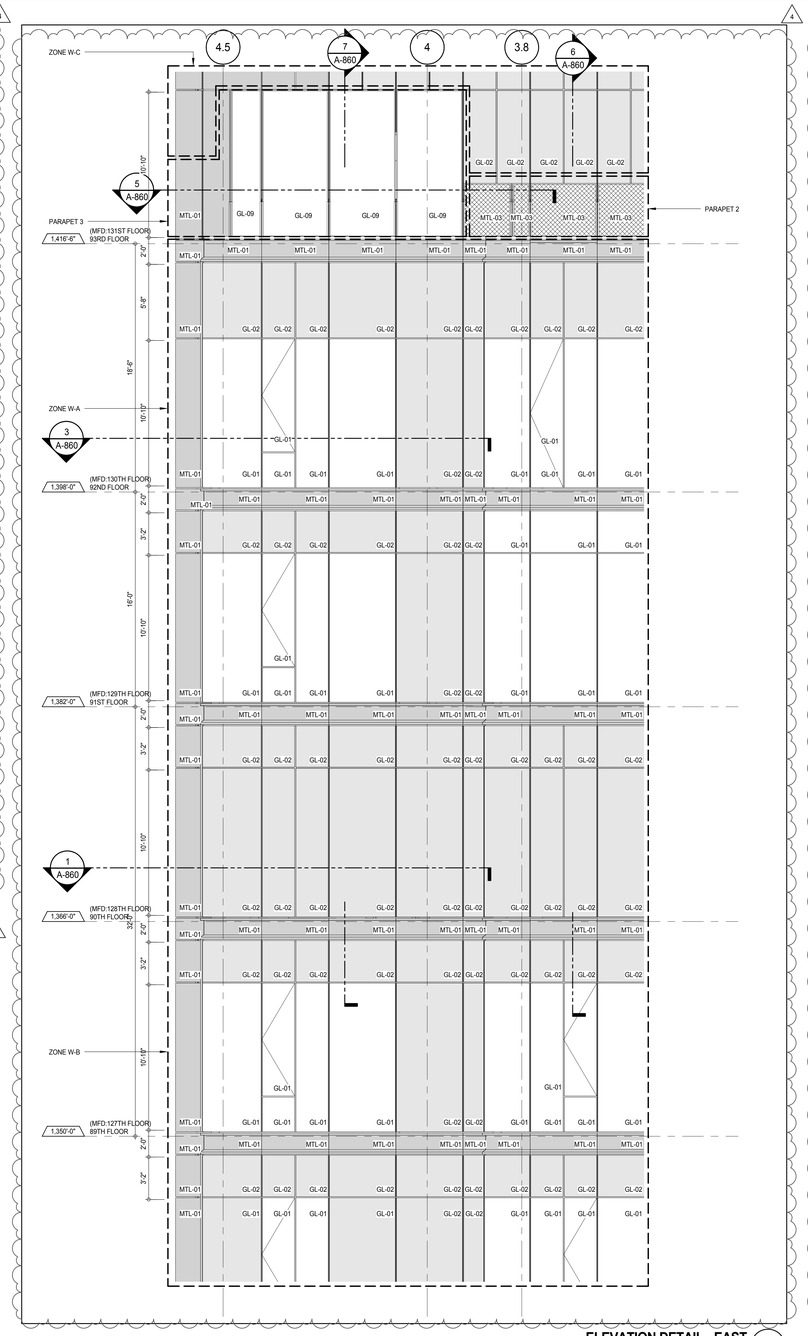

ELEVATION DETAIL - EAST 4
A-224
1/4" = 1'-0"

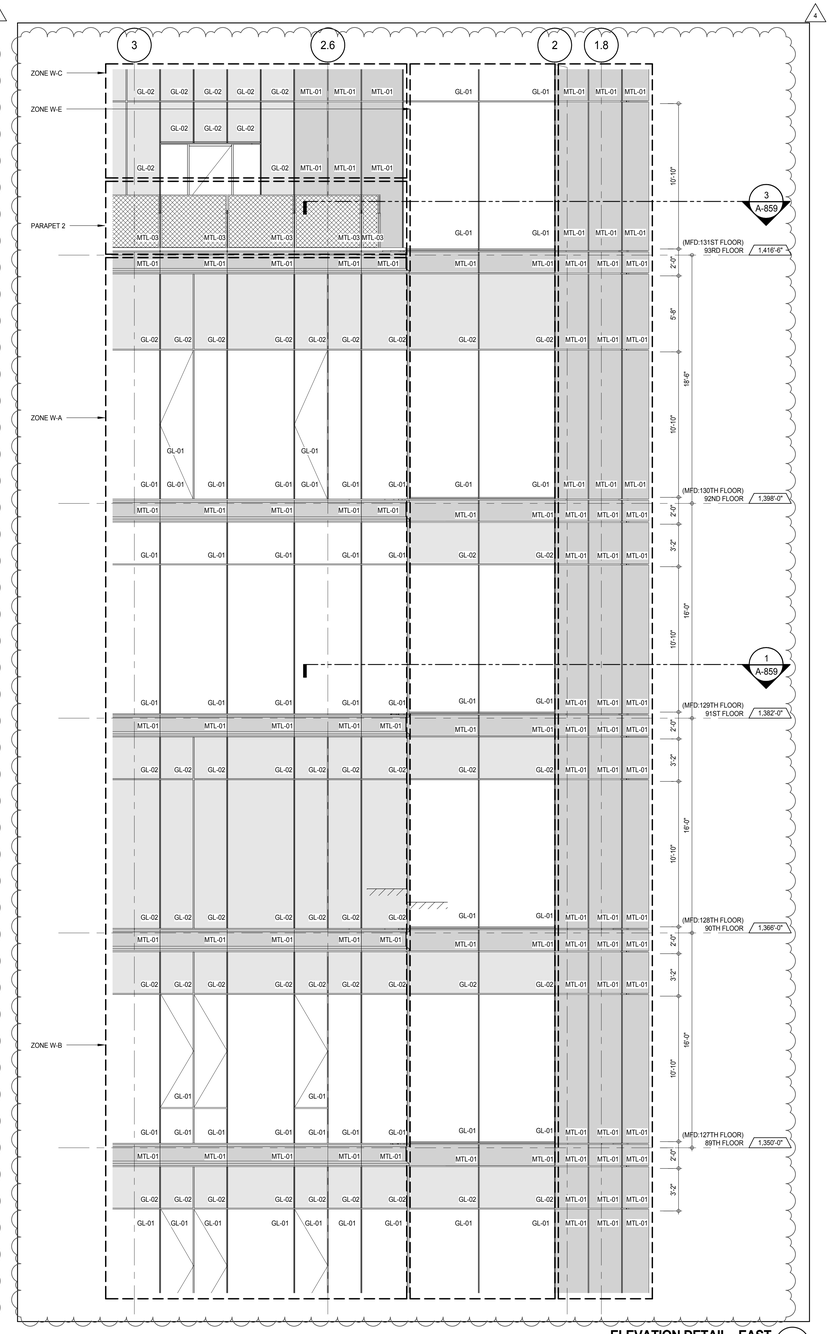

ELEVATION DETAIL - EAST 2
A-224
1/4" = 1'-0"

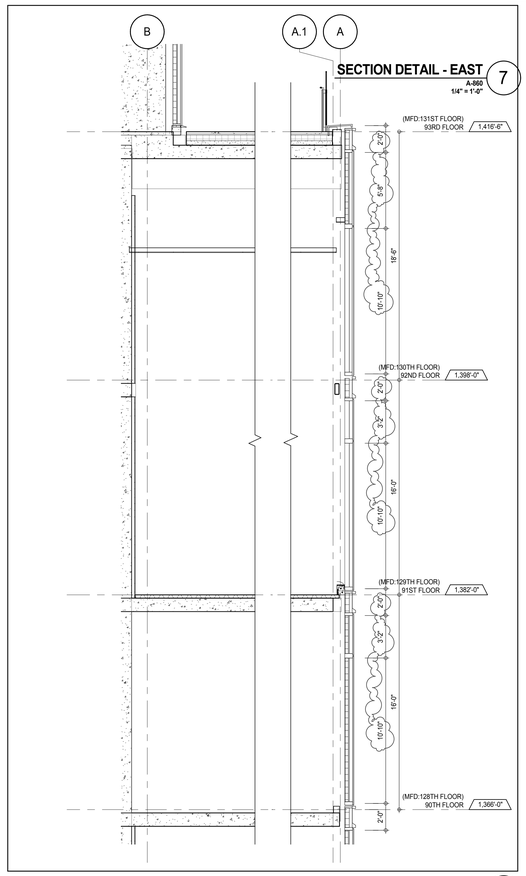

SECTION DETAIL - EAST 7
A-860
1/4" = 1'-0"

SECTION DETAIL - EAST 6
A-860
1/4" = 1'-0"

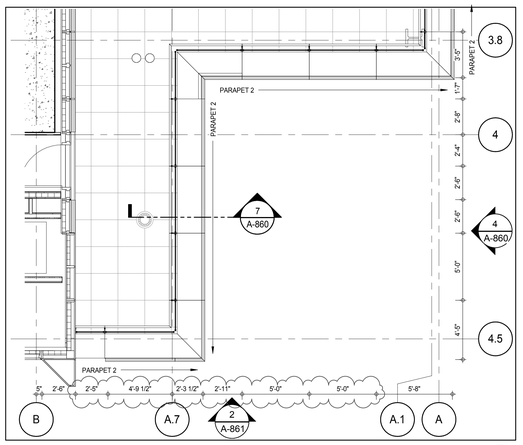

PLAN DETAIL - 92ND FLOOR - SOUTH EAST 5
A-163
1/4" = 1'-0"

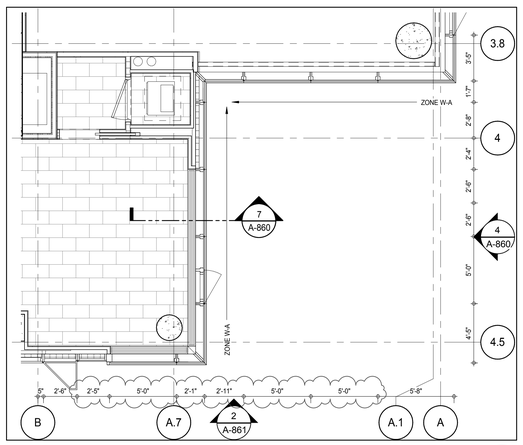

PLAN DETAIL - 91ST FLOOR - SOUTH EAST 3
A-162
1/4" = 1'-0"

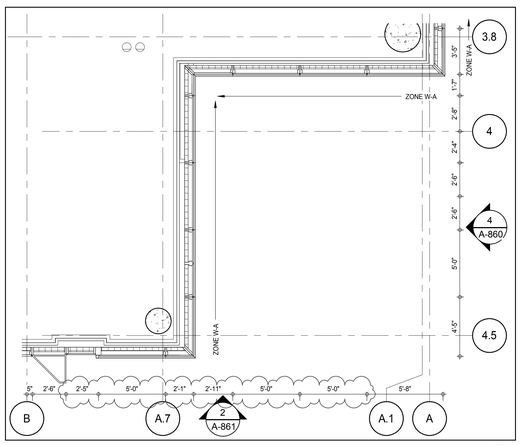

PLAN DETAIL - 89TH FLOOR - SOUTH EAST 1
A-160
1/4" = 1'-0"



KEY PLAN:

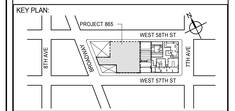

PROJECT NORTH

TRUE NORTH

DEVELOPER:
EXTELL DEVELOPMENT COMPANY
805 THIRD AVENUE, 7TH FLOOR
New York, NY 10022 USA
TEL: 212 712 6000 FAX: 212 712 6100

DESIGN ARCHITECT: Base Building Shell & Core
ADRIAN SMITH + GORDON GILL ARCHITECTURE
111 WEST MONROE STREET SUITE 2300
CHICAGO IL 60603
TEL: 312 920 1888 FAX: 312 920 1775

INTERIOR DESIGNER: Residential
Rottet Architecture and Design Studio, PLLC
298 Fifth Ave, 7th Floor
New York, NY 10001
TEL: 646 998 7000 FAX:

ARCHITECT OF RECORD: Base Building Shell, Core, & Residential
AAI ARCHITECTS, P.C.
401 Wellington St. W., 3rd Floor
Toronto, ON M5V 1E7 Canada
TEL: 416 967 1500 FAX: 416 967 7150

STRUCTURAL ENGINEERS:
WSP CANTOR SEINUK
228 EAST 45th Street
New York, NY 10017 USA
TEL: 212 687 9888 FAX: 646 487 5501

MEP ENGINEERS:
AKF GROUP
165 Broadway, 22nd Floor
New York, NY 10006 USA
TEL: 212 354 5656 FAX: 212 354 5668

GEOTECHNICAL ENGINEERS:
Langan Engineering & Environmental Services
21 Penn Plaza - 360 West 31st Street, 8th Floor
New York, NY 10001-2727
TEL: 212 479 5400 FAX: 212 479 5444

CODE CONSULTANTS:
Construction Consulting Associates
100 Church Street
New York, NY 10007
TEL: 212 385 1818 FAX: 212 385 1911

CURTAINWALL CONSULTANT:
AJLP Consulting
40 Worth Street. Suite 826
New York, NY 10013
TEL: 212 757 5659 FAX: 646 219 8508

LANDMARK/PRESERVATION CONSULTANT:
Jan Hird Pokorny Associates, Inc.
39 West 37th Street, 12A
New York, NY 10018
TEL: 212 759 6462 FAX: 212 759 6540

No.	DESCRIPTION	DATE
1	D.O.B. SUBMISSION	18 FEB 15
2	CD PROGRESS ISSUE 3	09 MAR 15
	D.O.B. SUBMISSION	27 APR 15
3	CD PROGRESS ISSUE 4	01 JUN 15
4	CD PROGRESS ISSUE 5	10 AUG 15
	D.O.B. AMENDMENT 2	21 SEP 15

0 2' - 0" 4' - 0" 8' - 0"

NOT FOR BID/CONSTRUCTION

Discrepancies must be reported immediately to the Architect before proceeding. Only figured dimensions are to be used. Contractors must check all dimensions on site. This drawing is protected by copyright.

ALL DIMENSIONS ARE SHOWN IN IMPERIAL.

CONSULTANT:

AAI ARCHITECTS, P.C.

PROJECT:

217 WEST 57TH STREET
NEW YORK, NY

DRAWING TITLE:

EXTERIOR WALL DETAILS - T4 - EAST

SEAL & SIGNATURE:

REGISTERED ARCHITECT WAYNE DAVID JARRETT No. 026881 STATE OF NEW YORK

DATE:	18 FEB 15
PROJECT No:	1216-00
DRAWN: Author	REV:
CHK: Checker	4
SCALE: 1/4" = 1'-0"	
DWG No:	A-860.01
DOB PAGE No:	465 of 569

DOB EMPLOYEE STAMP:

DOB B-SCAN:

DEPT OF BLDGS 421262605 Job Number
E3908410396 Scan Code
36" x 48" Arch E SHEET SIZE
FILE NAME: C:\Revit Local Files\EXTELL-865-AAI-TWR-CNF_hudsonn.rvt
PLOT DATE: 9/22/2015 2:43:59 PM

DEPT OF BLDGS 421226505 Job Number
ES 165589234 Scan Code

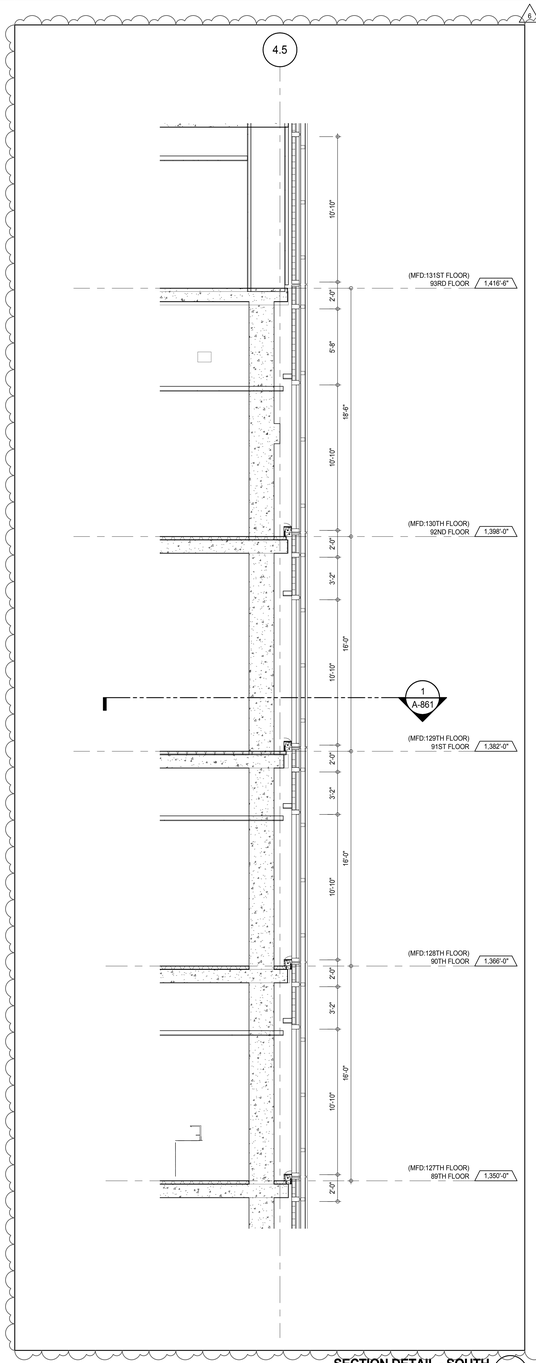

SECTION DETAIL - SOUTH 6
A-861
1/4" = 1'-0"

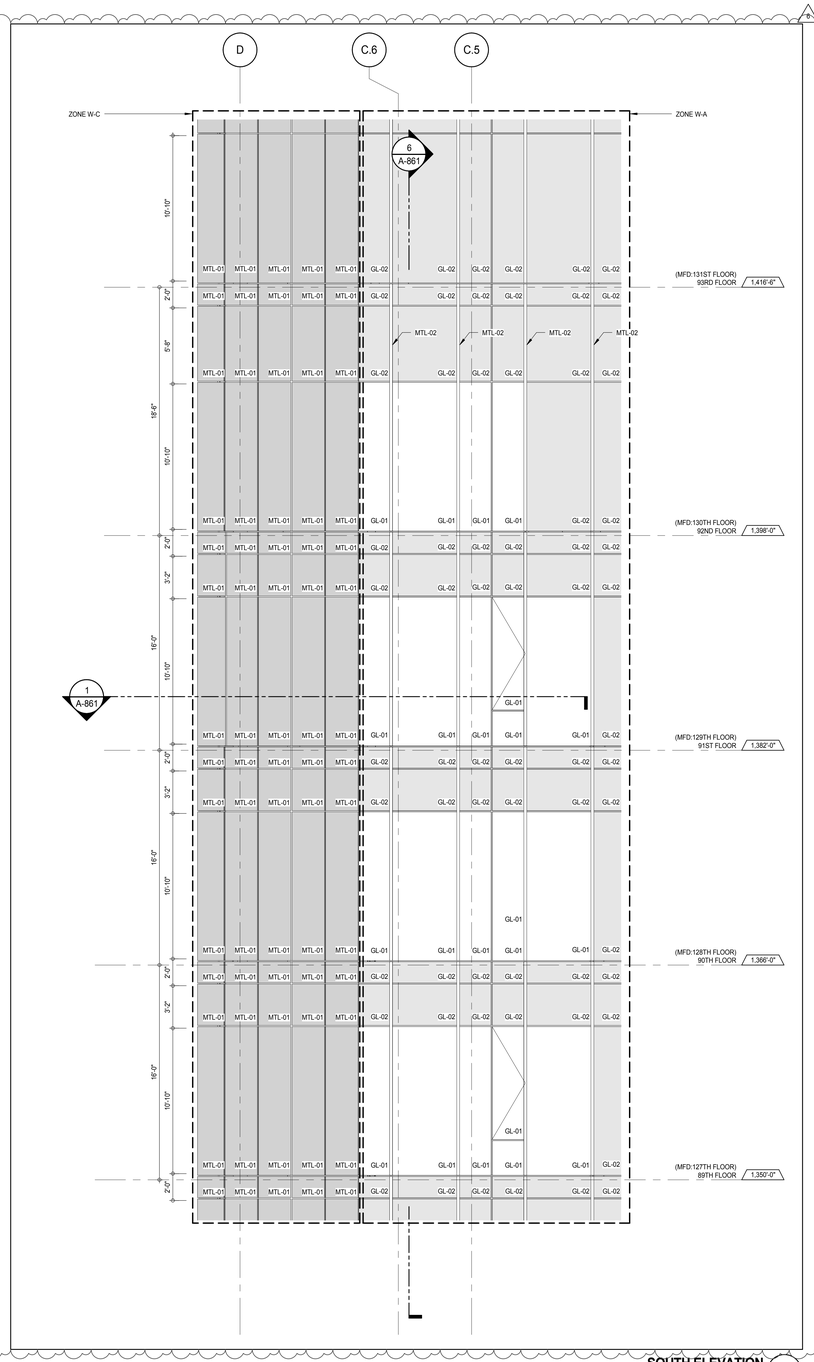

SOUTH ELEVATION 4
A-219
1/4" = 1'-0"



SOUTH ELEVATION 2
A-219
1/4" = 1'-0"

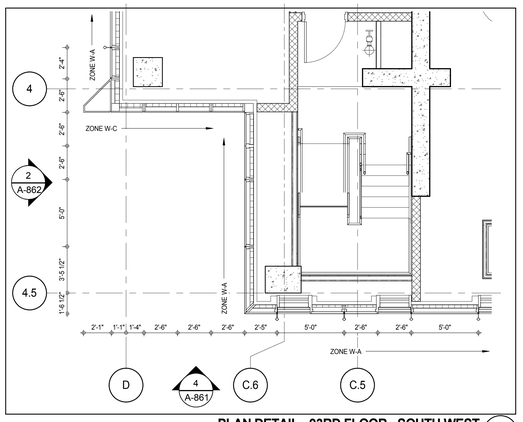

PLAN DETAIL - 93RD FLOOR - SOUTH WEST 5
A-165
1/4" = 1'-0"

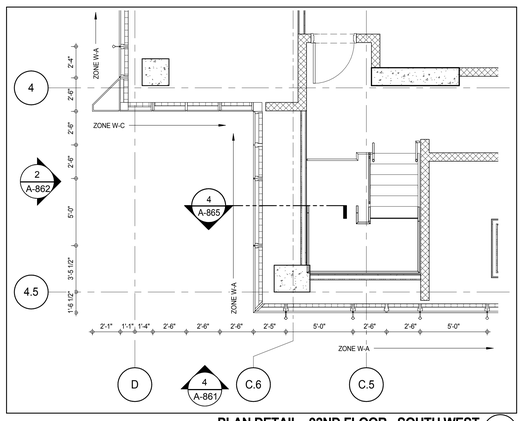

PLAN DETAIL - 92ND FLOOR - SOUTH WEST 3
A-164
1/4" = 1'-0"

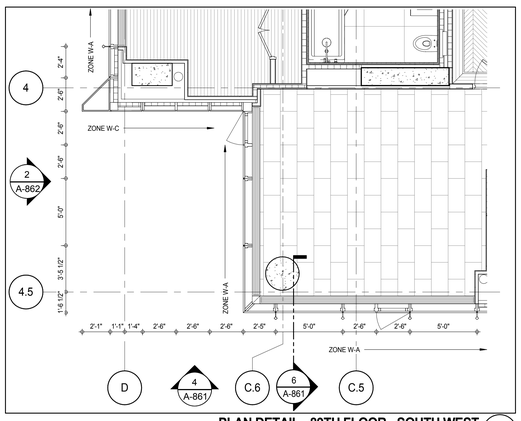

PLAN DETAIL - 89TH FLOOR - SOUTH WEST 1
A-161
1/4" = 1'-0"

KEY PLAN:

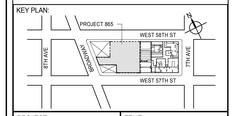

PROJECT NORTH | TRUE NORTH

DEVELOPER:
EXTELL DEVELOPMENT COMPANY
805 THIRD AVENUE, 7TH FLOOR
New York, NY 10022 USA
TEL: 212 712 6000 FAX: 212 712 6100

DESIGN ARCHITECT: Base Building Shell & Core
ADRIAN SMITH + GORDON GILL ARCHITECTURE
111 WEST MONROE STREET SUITE 2300
CHICAGO IL 60603
TEL: 312 920 1888 FAX: 312 920 1775

INTERIOR DESIGNER: Residential
Rottet Architecture and Design Studio, PLLC
298 Fifth Ave, 7th Floor
New York, NY 10001
TEL: 646 998 7000 FAX:

ARCHITECT OF RECORD: Base Building Shell, Core, & Residential
AAI ARCHITECTS, P.C.
401 Wellington St. W., 3rd Floor
Toronto, ON M5V 1E7 Canada
TEL: 416 967 1500 FAX: 416 967 7150

STRUCTURAL ENGINEERS:
WSP CANTOR SEINUK
228 EAST 45th Street
New York, NY 10017 USA
TEL: 212 687 9888 FAX: 646 487 5501

MEP ENGINEERS:
AKF GROUP
165 Broadway, 22nd Floor
New York, NY 10006 USA
TEL: 212 354 5656 FAX: 212 354 5668

GEOTECHNICAL ENGINEERS:
Langan Engineering & Environmental Services
21 Penn Plaza - 360 West 31st Street, 8th Floor
New York, NY 10001-2727
TEL: 212 479 5400 FAX: 212 479 5444

CODE CONSULTANTS:
Construction Consulting Associates
100 Church Street
New York, NY 10007
TEL: 212 385 1818 FAX: 212 385 1911

CURTAINWALL CONSULTANT:
AJLP Consulting
40 Worth Street. Suite 826
New York, NY 10013
TEL: 212 757 5659 FAX: 646 219 8508

LANDMARK/PRESERVATION CONSULTANT:
Jan Hird Pokorny Associates, Inc.
39 West 37th Street, 12A
New York, NY 10018
TEL: 212 759 6462 FAX: 212 759 6540

No.	DESCRIPTION	DATE
1	CD PROGRESS ISSUE 1	15 OCT 14
2	CD PROGRESS ISSUE 2	19 DEC 14
3	D.O.B. SUBMISSION	18 FEB 15
4	CD PROGRESS ISSUE 3	09 MAR 15
	D.O.B. SUBMISSION	27 APR 15
5	CD PROGRESS ISSUE 4	01 JUN 15
6	CD PROGRESS ISSUE 5	10 AUG 15
	D.O.B. AMENDMENT 2	21 SEP 15

0 2' - 0" 4' - 0" 8' - 0"

NOT FOR BID/CONSTRUCTION

Discrepancies must be reported immediately to the Architect before proceeding. Only figured dimensions are to be used. Contractors must check all dimensions on site. This drawing is protected by copyright.

ALL DIMENSIONS ARE SHOWN IN IMPERIAL.

CONSULTANT:
AAI ARCHITECTS, P.C.

PROJECT:
217 WEST 57TH STREET
NEW YORK, NY

DRAWING TITLE:
EXTERIOR WALL DETAILS - T4 - SOUTH

SEAL & SIGNATURE: REGISTERED ARCHITECT WILLIAM DAVID JAMIESON No. 028881 STATE OF NEW YORK

DATE:	15 OCT 14
PROJECT No:	1216-00
DRAWN: Author	REV:
CHK: Checker	6
SCALE: 1/4" = 1'-0"	
DWG No:	A-861.01
DOB PAGE No:	466 of 569
DOB EMPLOYEE STAMP:	DOB B-SCAN:

36" x 48" Arch E SHEET SIZE
FILE NAME: C:\Revit Local Files\EXTELL-865-AAI-TWR-CNF_hudsonn.rvt
PLOT DATE: 8/20/2015 12:44:31 PM

DEPT OF BLDGS 421206305 Job Number
E302042691.tif Scan Code

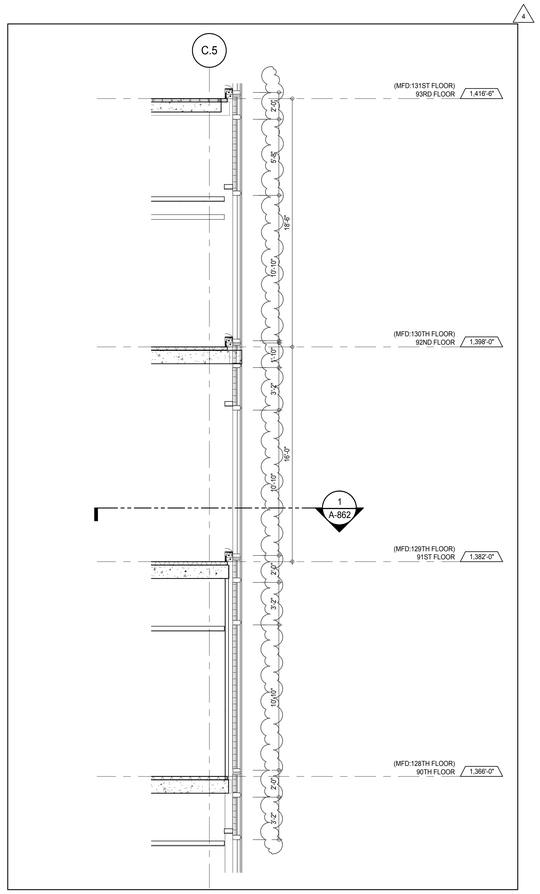

SECTION DETAIL - WEST 7
A-862
1/4" = 1'-0"

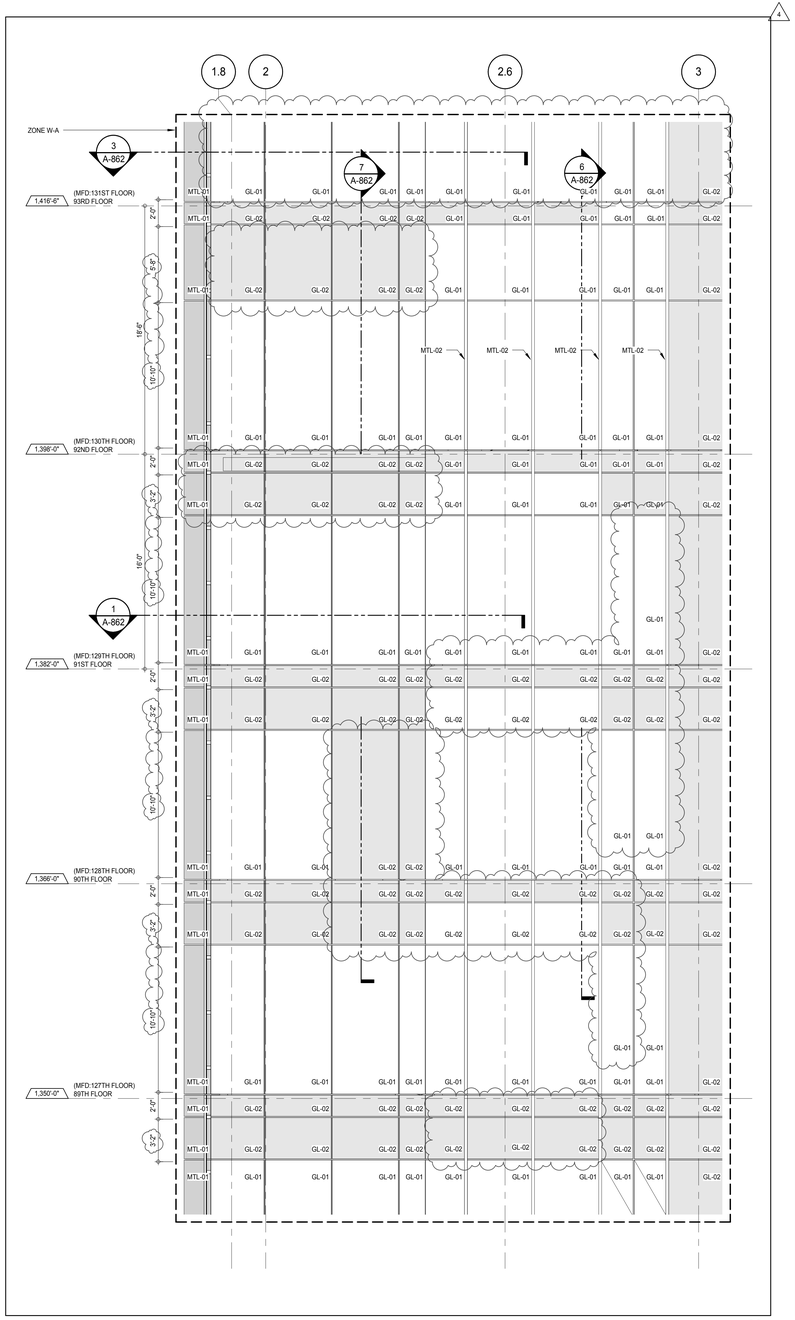

ELEVATION DETAIL - WEST 4
A-229
1/4" = 1'-0"

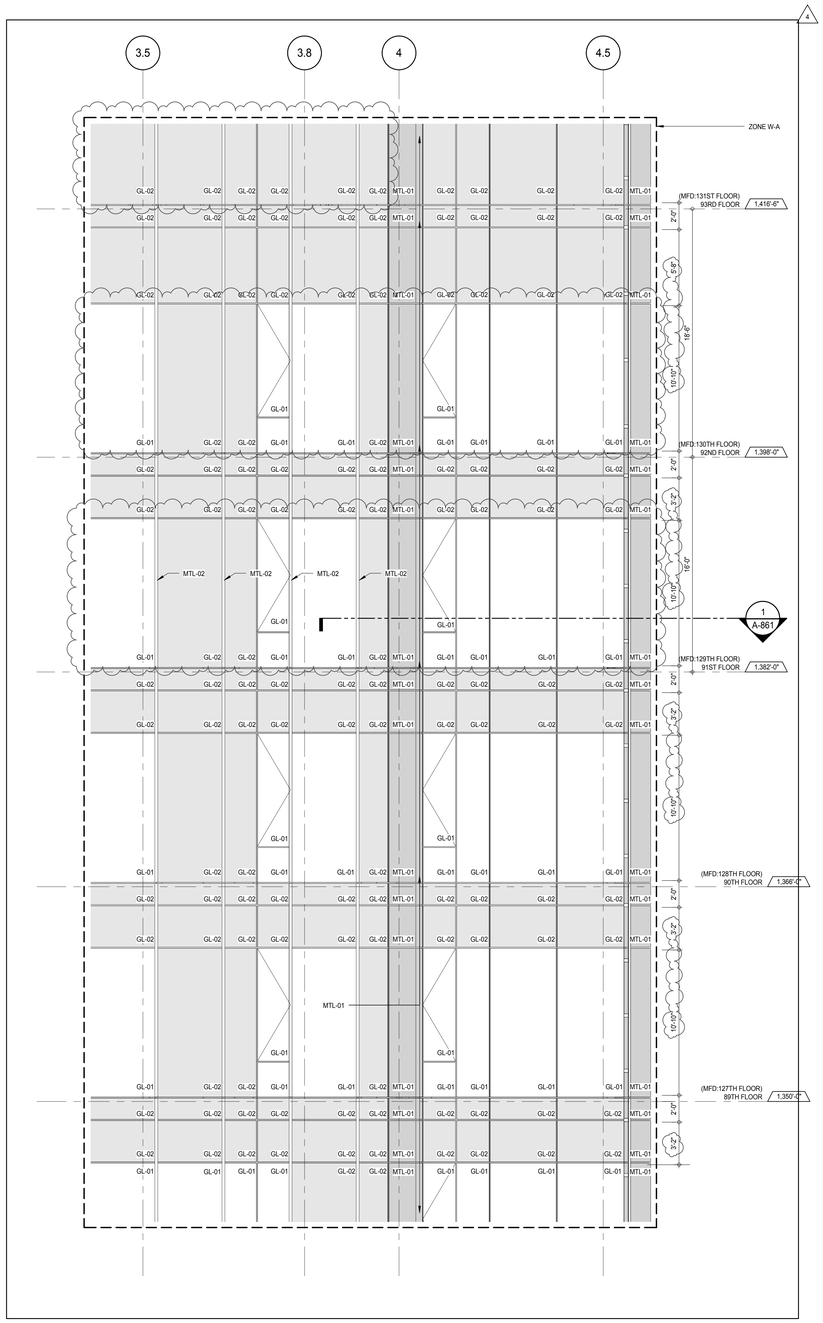

ELEVATION DETAIL - WEST 2
A-229
1/4" = 1'-0"

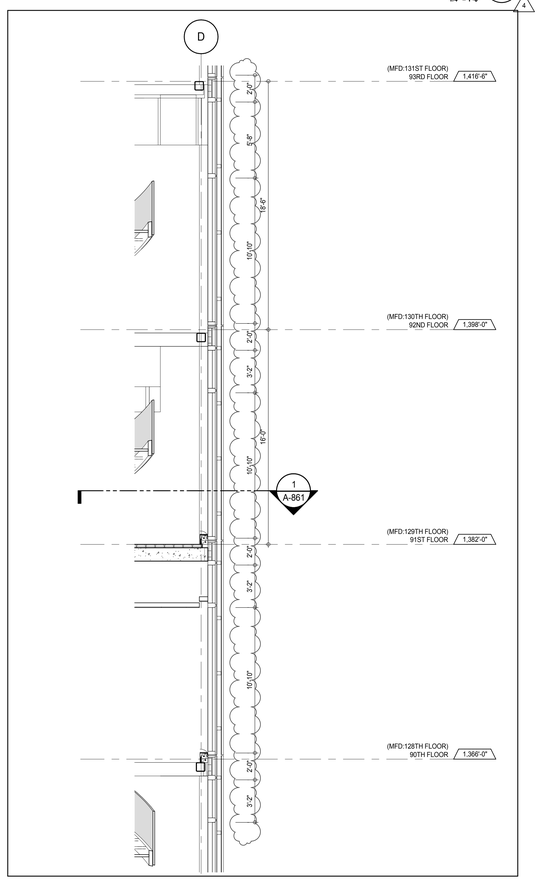

SECTION DETAIL - WEST 6
A-862
1/4" = 1'-0"

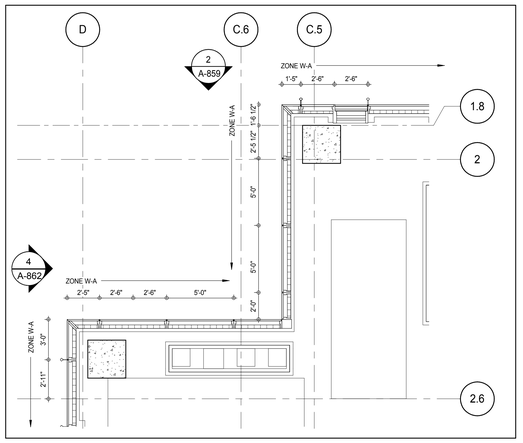

PLAN DETAIL - 93RD FLOOR MEP - NORTH WEST 5
A-165
1/4" = 1'-0"

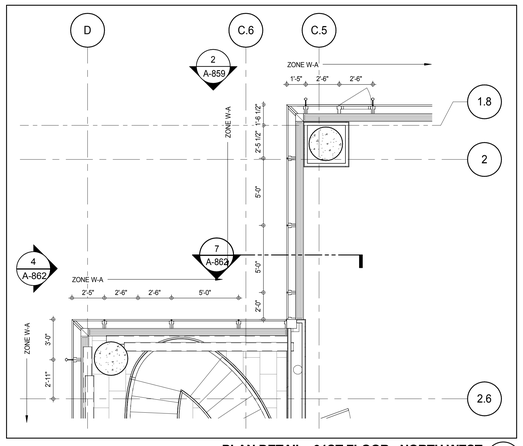

PLAN DETAIL - 91ST FLOOR - NORTH WEST 3
A-163
1/4" = 1'-0"

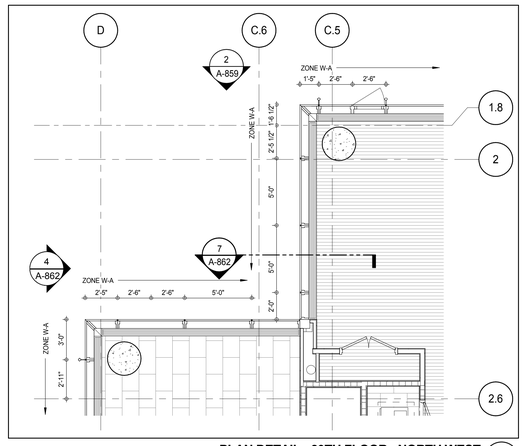

PLAN DETAIL - 89TH FLOOR - NORTH WEST 1
A-161
1/4" = 1'-0"



KEY PLAN:

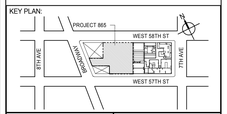

PROJECT NORTH: TRUE NORTH

DEVELOPER:
EXTELL DEVELOPMENT COMPANY
805 THIRD AVENUE, 7TH FLOOR
New York, NY 10022 USA
TEL: 212 712 6000 FAX: 212 712 6100

DESIGN ARCHITECT: Base Building Shell & Core
ADRIAN SMITH + GORDON GILL ARCHITECTURE
111 WEST MONROE STREET SUITE 2300
CHICAGO IL 60603
TEL: 312 920 1888 FAX: 312 920 1775

INTERIOR DESIGNER: Residential
Rottet Architecture and Design Studio, PLLC
298 Fifth Ave, 7th Floor
New York, NY 10001
TEL: 646 998 7000 FAX:

ARCHITECT OF RECORD: Base Building Shell, Core, & Residential
AAI ARCHITECTS, P.C.
401 Wellington St. W., 3rd Floor
Toronto, ON M5V 1E7 Canada
TEL: 416 967 1500 FAX: 416 967 7150

STRUCTURAL ENGINEERS:
WSP CANTOR SEINUK
228 EAST 45th Street
New York, NY 10017 USA
TEL: 212 687 9888 FAX: 646 487 5501

MEP ENGINEERS:
AKF GROUP
165 Broadway, 22nd Floor
New York, NY 10006 USA
TEL: 212 354 5656 FAX: 212 354 5668

GEOTECHNICAL ENGINEERS:
Langan Engineering & Environmental Services
21 Penn Plaza - 360 West 31st Street, 8th Floor
New York, NY 10001-2727
TEL: 212 479 5400 FAX: 212 479 5444

CODE CONSULTANTS:
Construction Consulting Associates
100 Church Street
New York, NY 10007
TEL: 212 385 1818 FAX: 212 385 1911

CURTAINWALL CONSULTANT:
AJLP Consulting
40 Worth Street. Suite 826
New York, NY 10013
TEL: 212 757 5659 FAX: 646 219 8508

LANDMARK/PRESERVATION CONSULTANT:
Jan Hird Pokorny Associates, Inc.
39 West 37th Street, 12A
New York, NY 10018
TEL: 212 759 6462 FAX: 212 759 6540

No.	DESCRIPTION	DATE
1	D.O.B. SUBMISSION	18 FEB 15
2	CD PROGRESS ISSUE 3	09 MAR 15
	D.O.B. SUBMISSION	27 APR 15
3	CD PROGRESS ISSUE 4	01 JUN 15
4	CD PROGRESS ISSUE 5	10 AUG 15
	D.O.B. AMENDMENT 2	21 SEP 15

0 2'-0" 4'-0" 8'-0"

NOT FOR BID/CONSTRUCTION

Discrepancies must be reported immediately to the Architect before proceeding. Only figured dimensions are to be used. Contractors must check all dimensions on site. This drawing is protected by copyright.

ALL DIMENSIONS ARE SHOWN IN IMPERIAL.

CONSULTANT:
AAI ARCHITECTS, P.C.

PROJECT:
217 WEST 57TH STREET
NEW YORK, NY

DRAWING TITLE:
EXTERIOR WALL DETAILS - T4 WEST

SEAL & SIGNATURE:

DATE:	18 FEB 15
PROJECT No:	1216-00
DRAWN: Author	REV:
CHK: Checker	4
SCALE: 1/4" = 1'-0"	
DWG No:	A-862.01
DOB PAGE No:	467 of 569

DOB EMPLOYEE STAMP: DOB B-SCAN:

36" x 48" Arch E SHEET SIZE
FILE NAME: C:\Users\Local Files\EXTELL-865-AAI-TWR-CAP_hardarm.rvt
PLOT DATE: 9/22/2015 12:45:03 PM

DEPT OF BLDGS 421262505 Job Number
E347739955 Scan Code

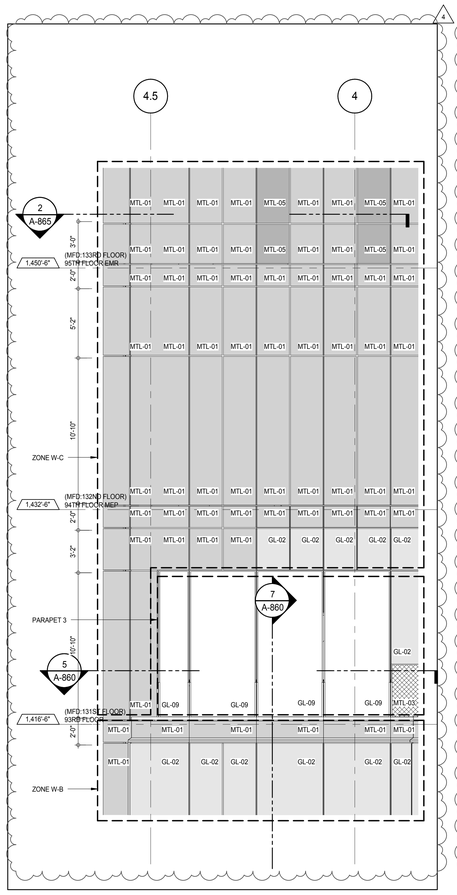

ELEVATION DETAIL - EAST 10
A-224 1/4" = 1'-0"

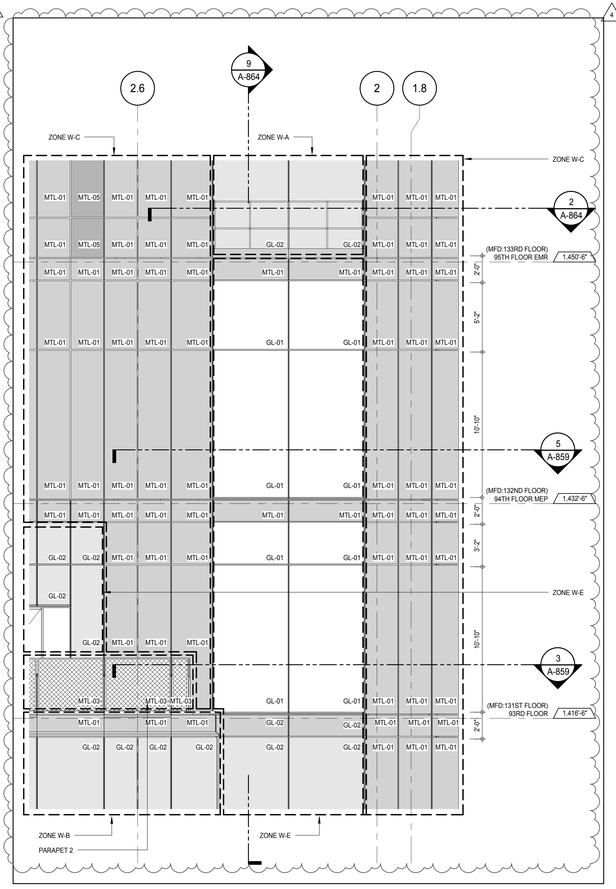

ELEVATION DETAIL - EAST 8
A-224 1/4" = 1'-0"

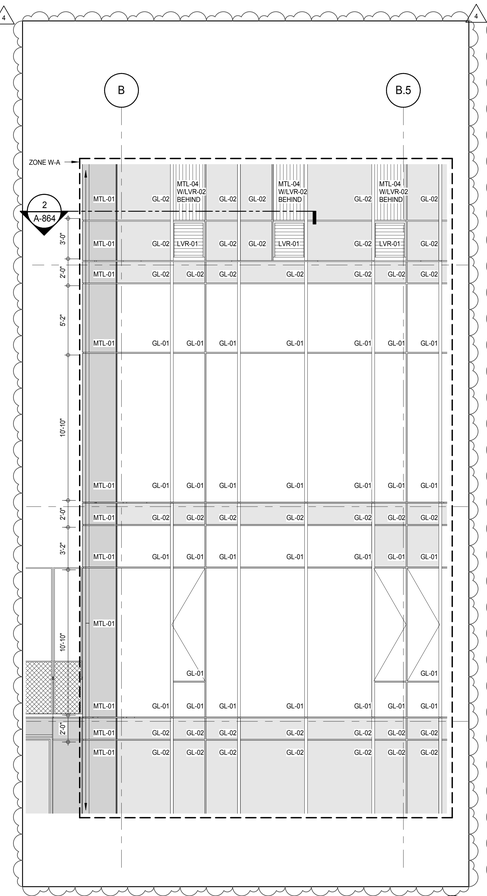

ELEVATION DETAIL - NORTH 6
A-214 1/4" = 1'-0"

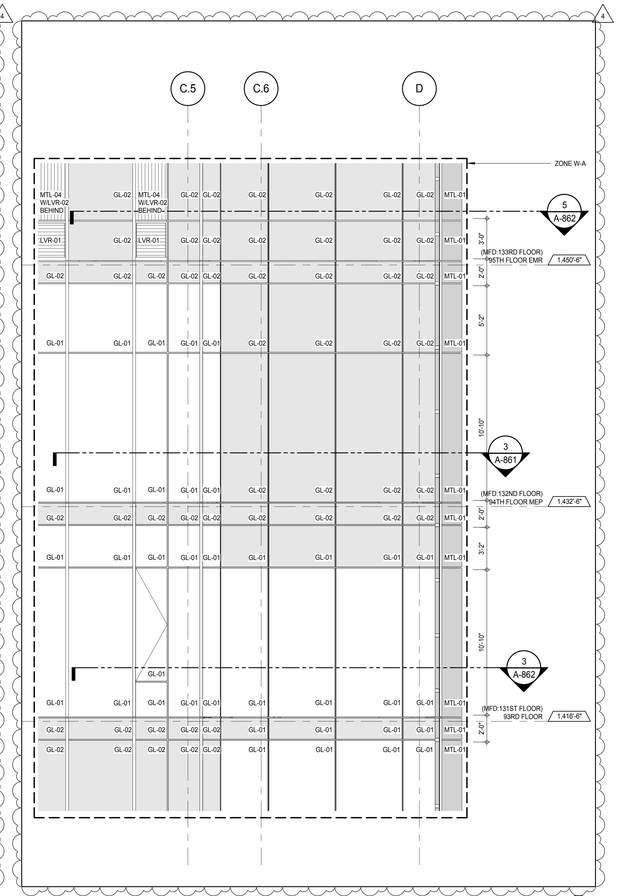

ELEVATION DETAIL - NORTH 3
A-214 1/4" = 1'-0"

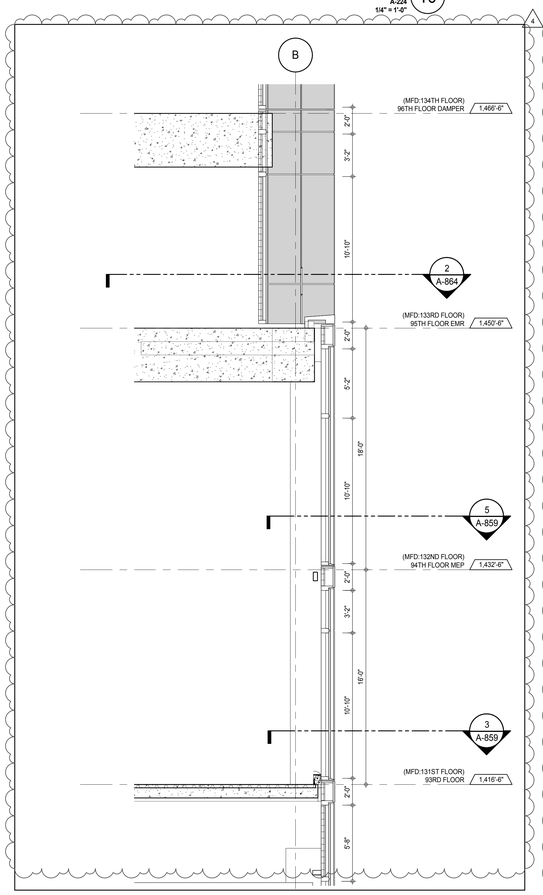

SECTION DETAIL - 92ND FLOOR- EAST 9
A-859 1/4" = 1'-0"

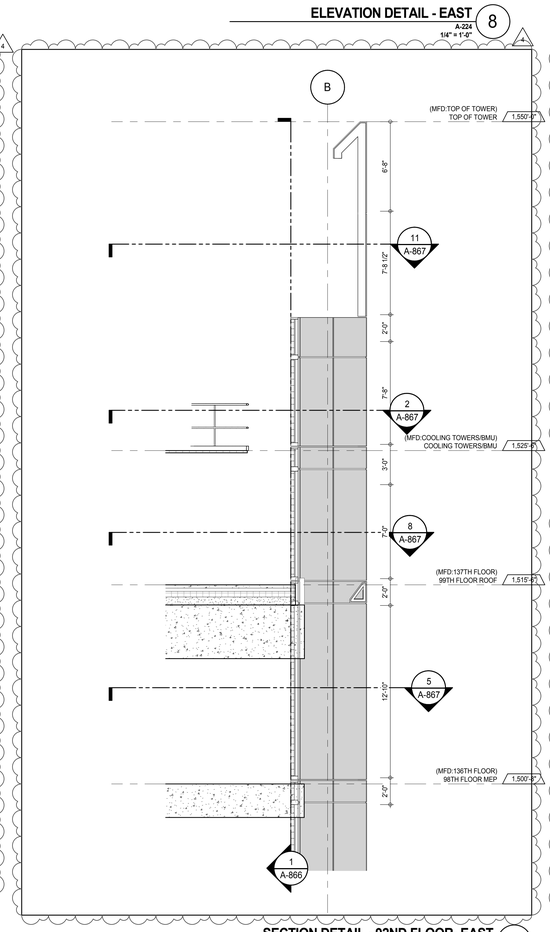

SECTION DETAIL - 92ND FLOOR- EAST 7
A-866 1/4" = 1'-0"

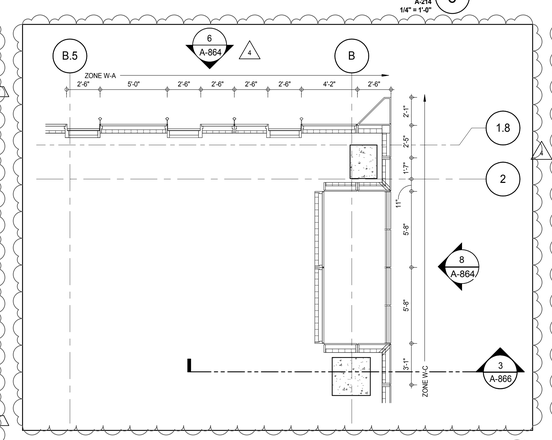

PLAN DETAIL - 95TH FLOOR - NORTH EAST 5
A-167 1/4" = 1'-0"

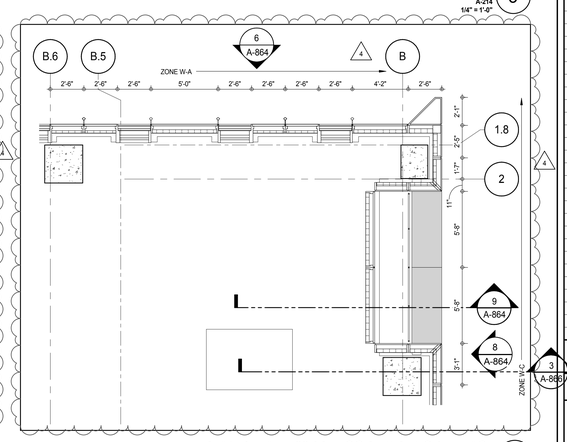

PLAN DETAIL - 93RD FLOOR EMR - NORTH EAST 2
A-165 1/4" = 1'-0"

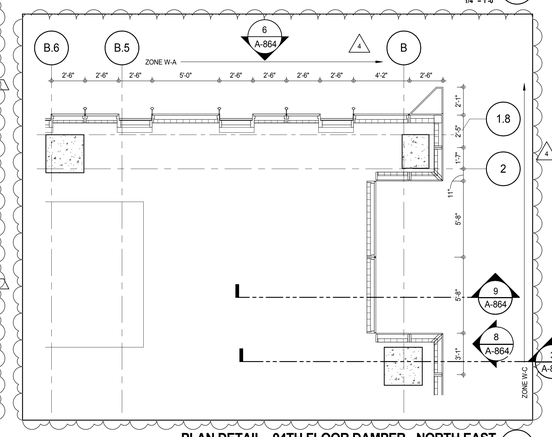

PLAN DETAIL - 94TH FLOOR DAMPER - NORTH EAST 4
A-166 1/4" = 1'-0"



KEY PLAN:

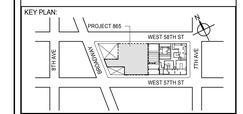

PROJECT NORTH

TRUE NORTH

DEVELOPER:
EXTELL DEVELOPMENT COMPANY
805 THIRD AVENUE, 7TH FLOOR
New York, NY 10022 USA
TEL: 212 712 6000 FAX: 212 712 6100

DESIGN ARCHITECT: Base Building Shell & Core
ADRIAN SMITH + GORDON GILL ARCHITECTURE
111 WEST MONROE STREET SUITE 2300
CHICAGO IL 60603
TEL: 312 920 1888 FAX: 312 920 1775

INTERIOR DESIGNER: Residential
Rottet Architecture and Design Studio, PLLC
298 Fifth Ave, 7th Floor
New York, NY 10001
TEL: 646 998 7000 FAX:

ARCHITECT OF RECORD: Base Building Shell, Core, & Residential
AAI ARCHITECTS, P.C.
401 Wellington St. W., 3rd Floor
Toronto, ON M5V 1E7 Canada
TEL: 416 967 1500 FAX: 416 967 7150

STRUCTURAL ENGINEERS:
WSP CANTOR SEINUK
228 EAST 45th Street
New York, NY 10017 USA
TEL: 212 687 9888 FAX: 646 487 5501

MEP ENGINEERS:
AKF GROUP
165 Broadway, 22nd Floor
New York, NY 10006 USA
TEL: 212 354 5656 FAX: 212 354 5668

GEOTECHNICAL ENGINEERS:
Langan Engineering & Environmental Services
21 Penn Plaza - 360 West 31st Street, 8th Floor
New York, NY 10001-2727
TEL: 212 479 5400 FAX: 212 479 5444

CODE CONSULTANTS:
Construction Consulting Associates
100 Church Street
New York, NY 10007
TEL: 212 385 1818 FAX: 212 385 1911

CURTAINWALL CONSULTANT:
AJLP Consulting
40 Worth Street. Suite 826
New York, NY 10013
TEL: 212 757 5659 FAX: 646 219 8508

LANDMARK/PRESERVATION CONSULTANT:
Jan Hird Pokorny Associates, Inc.
39 West 37th Street, 12A
New York, NY 10018
TEL: 212 759 6462 FAX: 212 759 6540

No.	DESCRIPTION	DATE
1	D.O.B. SUBMISSION	18 FEB 15
2	CD PROGRESS ISSUE 3	09 MAR 15
	D.O.B. SUBMISSION	27 APR 15
3	CD PROGRESS ISSUE 4	01 JUN 15
4	CD PROGRESS ISSUE 5	10 AUG 15
	D.O.B. AMENDMENT 2	21 SEP 15

0 2'-0" 4'-0" 8'-0"

NOT FOR BID/CONSTRUCTION

Discrepancies must be reported immediately to the Architect before proceeding. Only figured dimensions are to be used. Contractors must check all dimensions on site. This drawing is protected by copyright.

ALL DIMENSIONS ARE SHOWN IN IMPERIAL.

CONSULTANT:

AAI ARCHITECTS, P.C.

PROJECT:

217 WEST 57TH STREET
NEW YORK, NY

DRAWING TITLE:

EXTERIOR WALL DETAILS - T4 - NORTH - EAST

SEAL & SIGNATURE:

REGISTERED ARCHITECT MICHAEL DAVID JANSSEN 026881 STATE OF NEW YORK

DATE:	18 FEB 15
PROJECT No:	1216-00
DRAWN: Author	REV: 4
CHK: Checker	
SCALE: 1/4" = 1'-0"	
DWG No:	A-864.01
DOB PAGE No:	468 of 569

DOB EMPLOYEE STAMP:

DOB B-SCAN:

36" x 48" Arch E SHEET SIZE
FILE NAME: C:\Revit Local Files\EXTELL-865-AAI-TWR-CNE_architecture.rvt
PLOT DATE: 9/22/2015 12:43:43 PM

DEPT OF BLDGS 421226305 Job Number
E3048620344 Scan Code

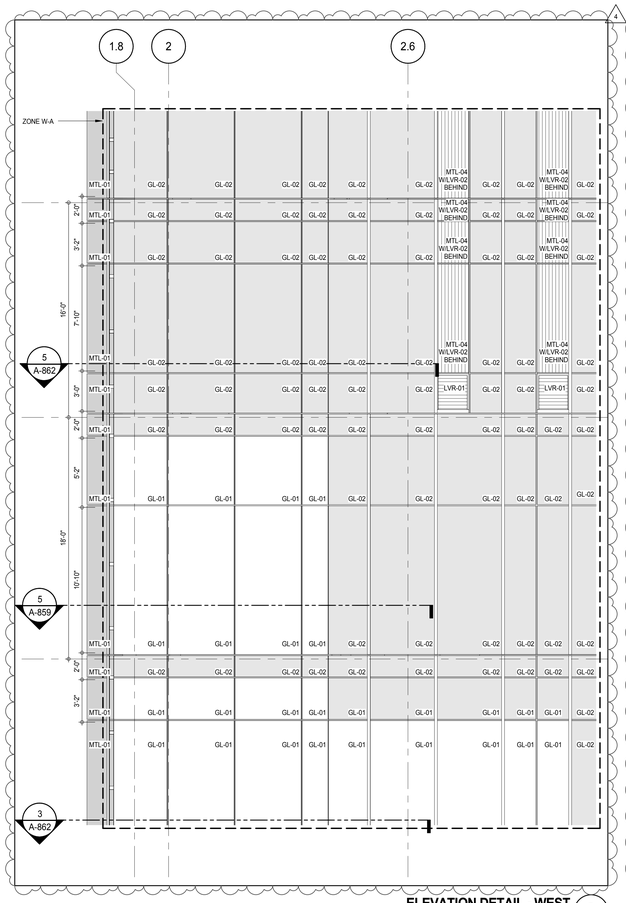

ELEVATION DETAIL - WEST 9
A-229
1/4" = 1'-0"

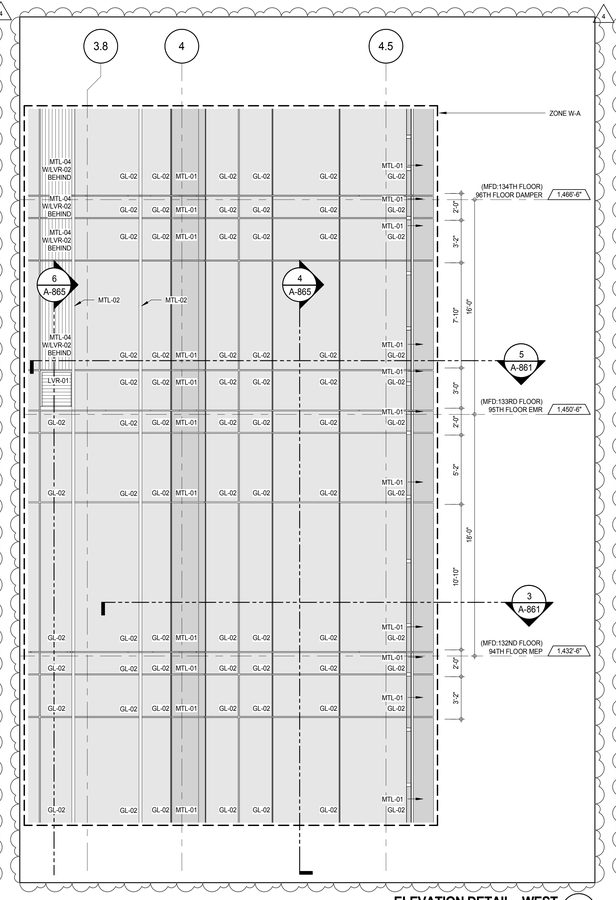

ELEVATION DETAIL - WEST 7
A-229
1/4" = 1'-0"

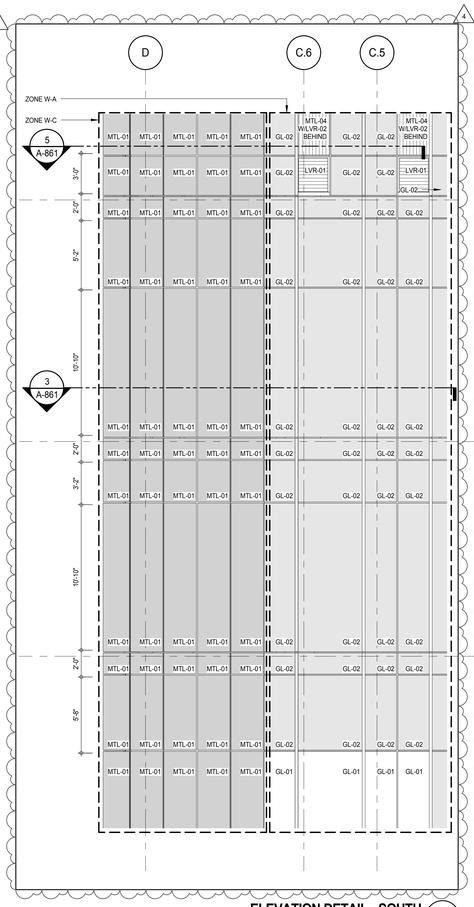

ELEVATION DETAIL - SOUTH 5
A-219
1/4" = 1'-0"

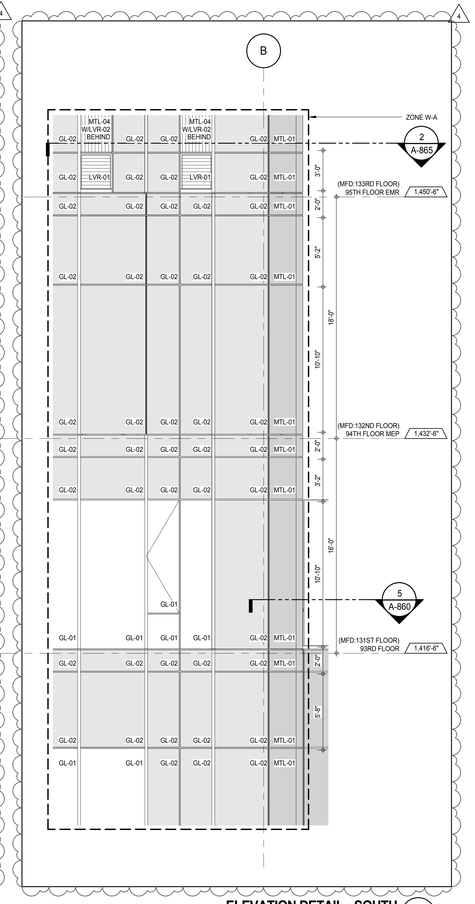

ELEVATION DETAIL - SOUTH 3
A-219
1/4" = 1'-0"

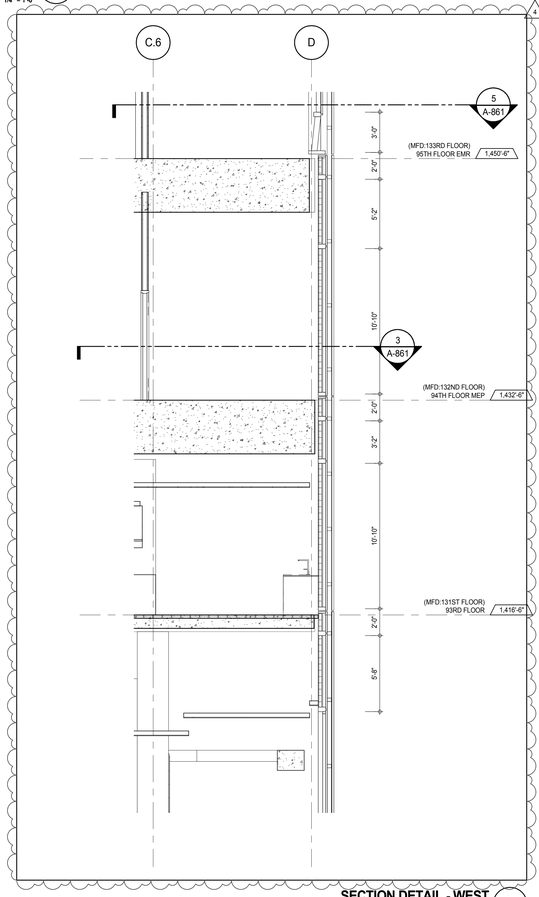

SECTION DETAIL - WEST 6
A-861
1/4" = 1'-0"

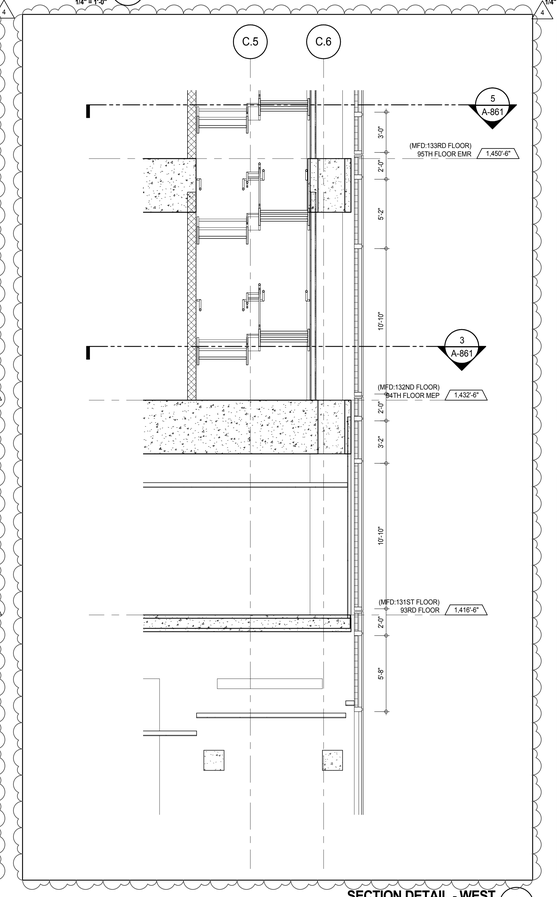

SECTION DETAIL - WEST 4
A-861
1/4" = 1'-0"

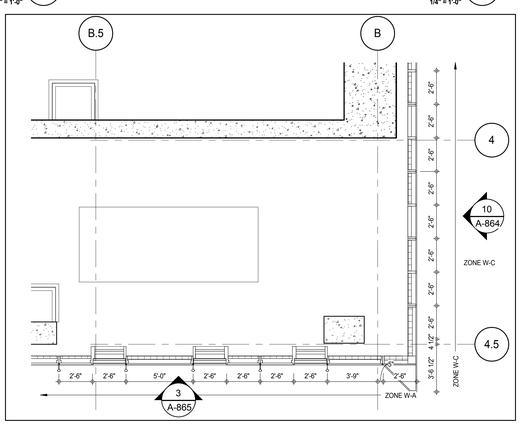

PLAN DETAIL - 93RD FLOOR EMR - SOUTH EAST 2
A-165
1/4" = 1'-0"

KEY PLAN:

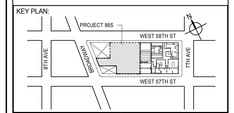

PROJECT NORTH | TRUE NORTH

DEVELOPER:
EXTELL DEVELOPMENT COMPANY
805 THIRD AVENUE, 7TH FLOOR
New York, NY 10022 USA
TEL: 212 712 6000 FAX: 212 712 6100

DESIGN ARCHITECT: Base Building Shell & Core
ADRIAN SMITH + GORDON GILL ARCHITECTURE
111 WEST MONROE STREET SUITE 2300
CHICAGO IL 60603
TEL: 312 920 1888 FAX: 312 920 1775

INTERIOR DESIGNER: Residential
Rottet Architecture and Design Studio, PLLC
298 Fifth Ave, 7th Floor
New York, NY 10001
TEL: 646 998 7000 FAX:

ARCHITECT OF RECORD: Base Building Shell, Core, & Residential
AAI ARCHITECTS, P.C.
401 Wellington St. W., 3rd Floor
Toronto, ON M5V 1E7 Canada
TEL: 416 967 1500 FAX: 416 967 7150

STRUCTURAL ENGINEERS:
WSP CANTOR SEINUK
228 EAST 45th Street
New York, NY 10017 USA
TEL: 212 687 9888 FAX: 646 487 5501

MEP ENGINEERS:
AKF GROUP
165 Broadway, 22nd Floor
New York, NY 10006 USA
TEL: 212 354 5656 FAX: 212 354 5668

GEOTECHNICAL ENGINEERS:
Langan Engineering & Environmental Services
21 Penn Plaza - 360 West 31st Street, 8th Floor
New York, NY 10001-2727
TEL: 212 479 5400 FAX: 212 479 5444

CODE CONSULTANTS:
Construction Consulting Associates
100 Church Street
New York, NY 10007
TEL: 212 385 1818 FAX: 212 385 1911

CURTAINWALL CONSULTANT:
AJLP Consulting
40 Worth Street. Suite 826
New York, NY 10013
TEL: 212 757 5659 FAX: 646 219 8508

LANDMARK/PRESERVATION CONSULTANT:
Jan Hird Pokorny Associates, Inc.
39 West 37th Street, 12A
New York, NY 10018
TEL: 212 759 6462 FAX: 212 759 6540

No.	DESCRIPTION	DATE
1	D.O.B. SUBMISSION	18 FEB 15
2	CD PROGRESS ISSUE 3	09 MAR 15
	D.O.B. SUBMISSION	27 APR 15
3	CD PROGRESS ISSUE 4	01 JUN 15
4	CD PROGRESS ISSUE 5	10 AUG 15
	D.O.B. AMENDMENT 2	21 SEP 15

0 2' - 0" 4' - 0" 8' - 0"

NOT FOR BID/CONSTRUCTION

Discrepancies must be reported immediately to the Architect before proceeding. Only figured dimensions are to be used. Contractors must check all dimensions on site. This drawing is protected by copyright.

ALL DIMENSIONS ARE SHOWN IN IMPERIAL.

CONSULTANT:
AAI ARCHITECTS, P.C.

PROJECT:
217 WEST 57TH STREET
NEW YORK, NY

DRAWING TITLE:
EXTERIOR WALL DETAILS - T4 - SOUTH - WEST

SEAL & SIGNATURE:
REGISTERED ARCHITECT ROBERT DAVID JAMISON No. 028881 STATE OF NEW YORK

DATE:	18 FEB 15
PROJECT No:	1216-00
DRAWN: Author	REV: 4
CHK: Checker	
SCALE: 1/4" = 1'-0"	
DWG No:	A-865.01
DOB PAGE No:	469 of 569

DOB EMPLOYEE STAMP: DOB B-SCAN:

36" x 48" Arch E SHEET SIZE
FILE NAME: C:\Revit Local Files\EXTELL-865-AAI-TVWI-CNF_Jsellstrm.rvt
PLOT DATE: 9/22/2015 12:40:23 PM

DEPT OF BLDGS 421258305 Job Number
E366870905 Scan Code

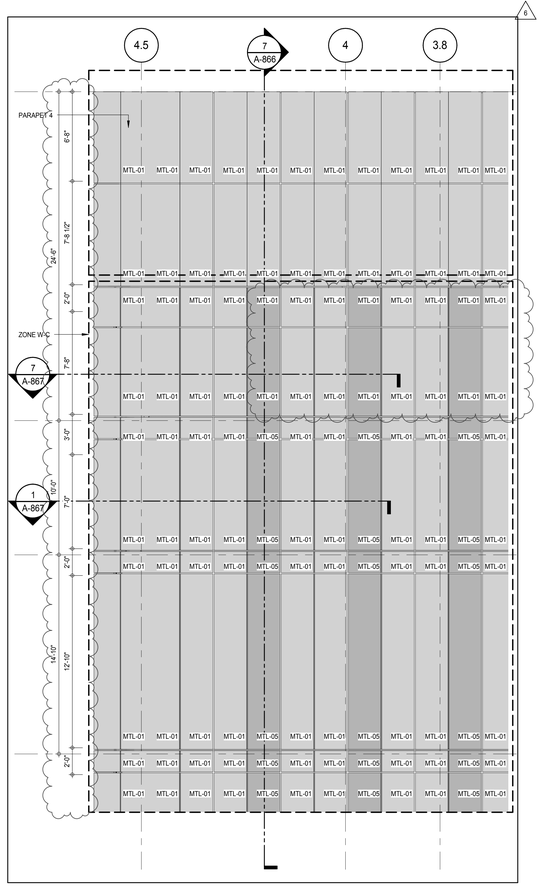

ELEVATION DETAIL - EAST 8
A-224
1/4" = 1'-0"

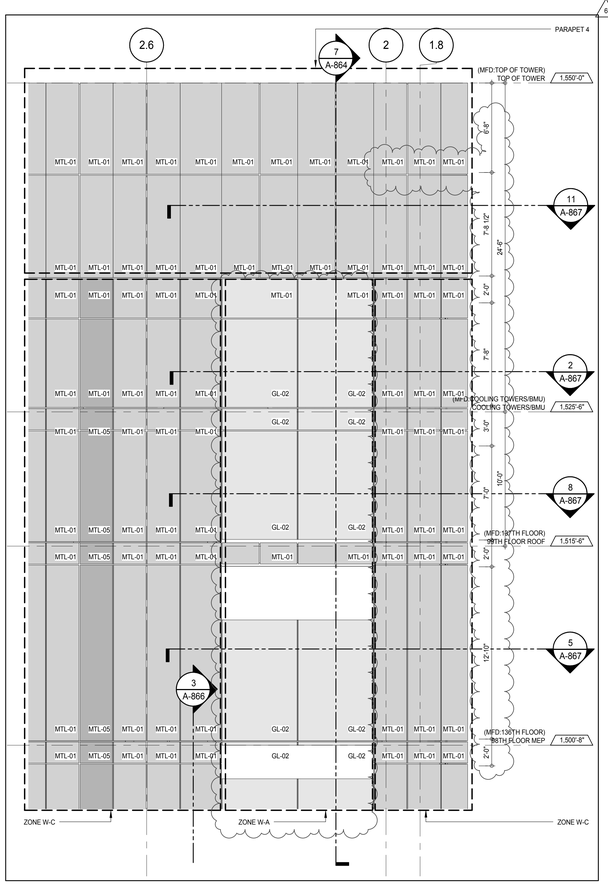

ELEVATION DETAIL - EAST 6
A-224
1/4" = 1'-0"

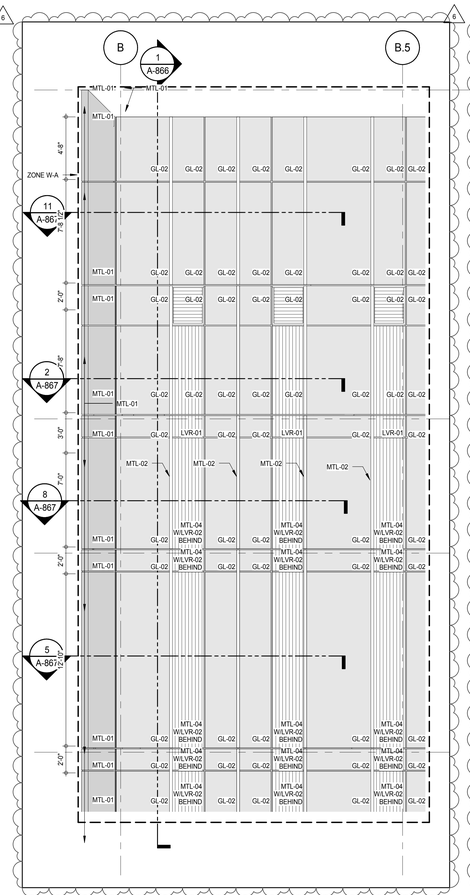

ELEVATION DETAIL - NORTH 4
A-214
1/4" = 1'-0"

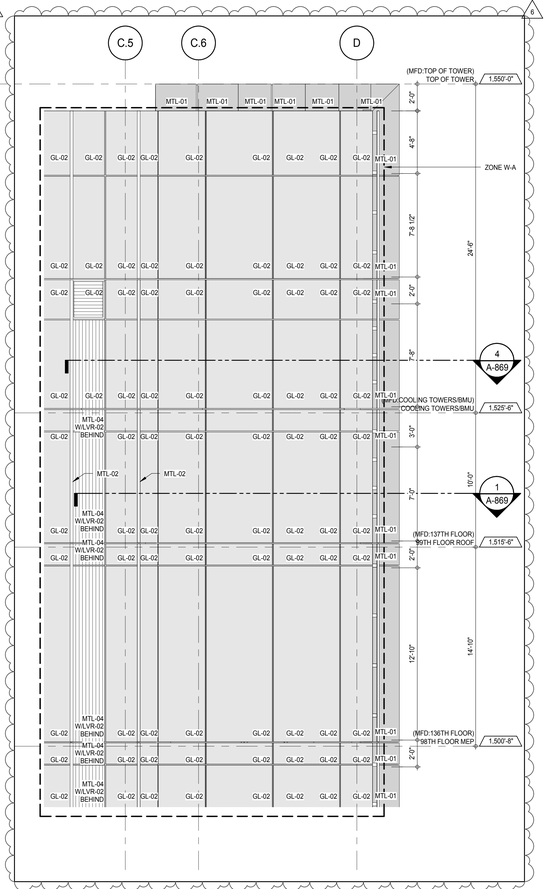

ELEVATION DETAIL - NORTH 2
A-214
1/4" = 1'-0"

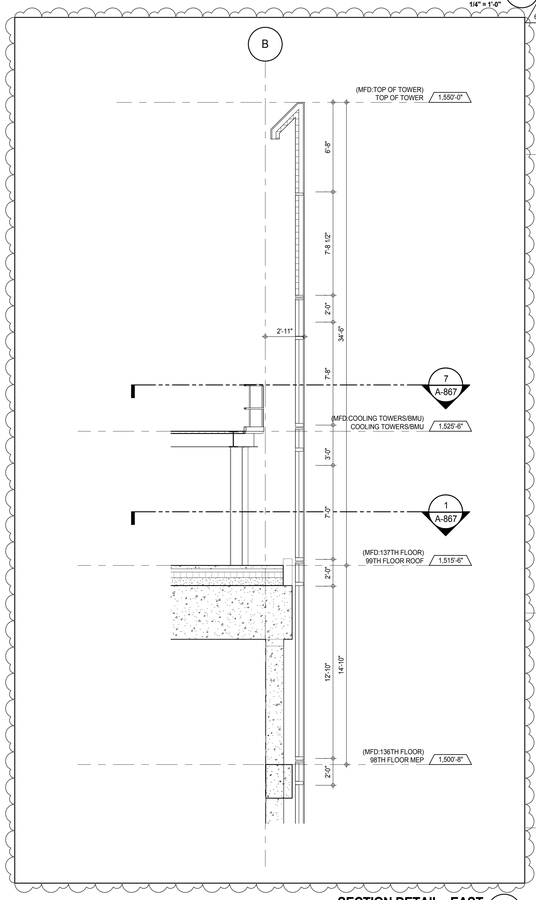

SECTION DETAIL - EAST 7
A-866
1/4" = 1'-0"

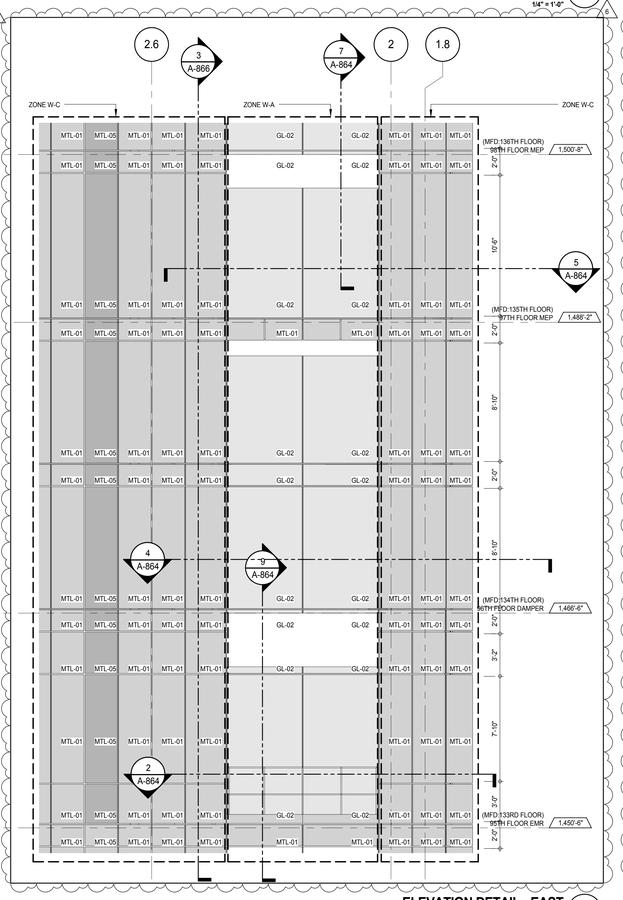

ELEVATION DETAIL - EAST 5
A-224
1/4" = 1'-0"

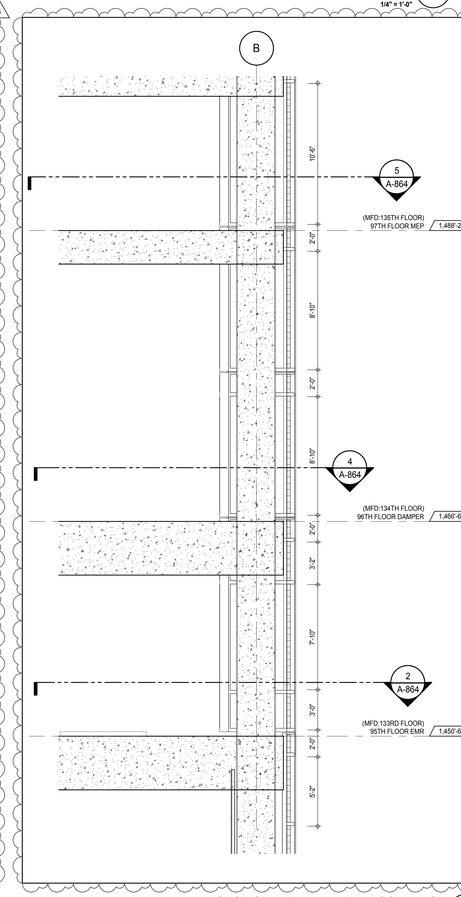

SECTION DETAIL - 94TH FLOOR- EAST 3
A-864
1/4" = 1'-0"

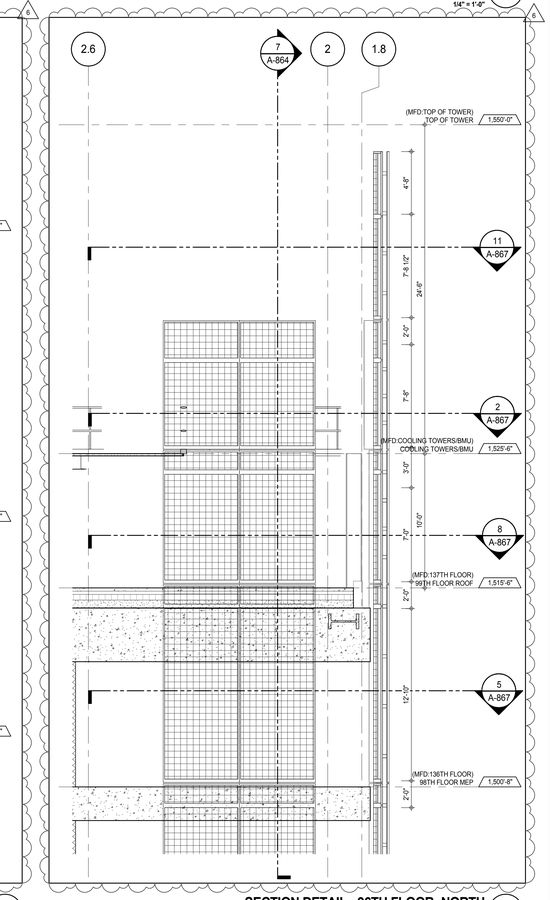

SECTION DETAIL - 96TH FLOOR- NORTH 1
A-864
1/4" = 1'-0"



KEY PLAN:

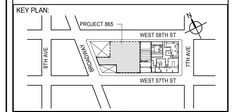

PROJECT NORTH

TRUE NORTH

DEVELOPER:
EXTELL DEVELOPMENT COMPANY
805 THIRD AVENUE, 7TH FLOOR
New York, NY 10022 USA
TEL: 212 712 6000 FAX: 212 712 6100

DESIGN ARCHITECT: Base Building Shell & Core
ADRIAN SMITH + GORDON GILL ARCHITECTURE
111 WEST MONROE STREET SUITE 2300
CHICAGO IL 60603
TEL: 312 920 1888 FAX: 312 920 1775

INTERIOR DESIGNER: Residential
Rottet Architecture and Design Studio, PLLC
298 Fifth Ave, 7th Floor
New York, NY 10001
TEL: 646 998 7000 FAX:

ARCHITECT OF RECORD: Base Building Shell, Core, & Residential
AAI ARCHITECTS, P.C.
401 Wellington St. W., 3rd Floor
Toronto, ON M5V 1E7 Canada
TEL: 416 967 1500 FAX: 416 967 7150

STRUCTURAL ENGINEERS:
WSP CANTOR SEINUK
228 EAST 45th Street
New York, NY 10017 USA
TEL: 212 687 9888 FAX: 646 487 5501

MEP ENGINEERS:
AKF GROUP
165 Broadway, 22nd Floor
New York, NY 10006 USA
TEL: 212 354 5656 FAX: 212 354 5668

GEOTECHNICAL ENGINEERS:
Langan Engineering & Environmental Services
21 Penn Plaza - 360 West 31st Street, 8th Floor
New York, NY 10001-2727
TEL: 212 479 5400 FAX: 212 479 5444

CODE CONSULTANTS:
Construction Consulting Associates
100 Church Street
New York, NY 10007
TEL: 212 385 1818 FAX: 212 385 1911

CURTAINWALL CONSULTANT:
AJLP Consulting
40 Worth Street. Suite 826
New York, NY 10013
TEL: 212 757 5659 FAX: 646 219 8508

LANDMARK/PRESERVATION CONSULTANT:
Jan Hird Pokorny Associates, Inc.
39 West 37th Street, 12A
New York, NY 10018
TEL: 212 759 6462 FAX: 212 759 6540

No.	DESCRIPTION	DATE
1	CD PROGRESS ISSUE 1	15 OCT 14
2	CD PROGRESS ISSUE 2	19 DEC 14
3	D.O.B. SUBMISSION	18 FEB 15
4	CD PROGRESS ISSUE 3	09 MAR 15
	D.O.B. SUBMISSION	27 APR 15
5	CD PROGRESS ISSUE 4	01 JUN 15
6	CD PROGRESS ISSUE 5	10 AUG 15
	D.O.B. AMENDMENT 2	21 SEP 15

0 2'-0" 4'-0" 8'-0"

NOT FOR BID/CONSTRUCTION

Discrepancies must be reported immediately to the Architect before proceeding. Only figured dimensions are to be used. Contractors must check all dimensions on site. This drawing is protected by copyright.

ALL DIMENSIONS ARE SHOWN IN IMPERIAL.

CONSULTANT:

AAI ARCHITECTS, P.C.

PROJECT:

217 WEST 57TH STREET
NEW YORK, NY

DRAWING TITLE:

EXTERIOR WALL DETAILS - T4 - NORTH - EAST

SEAL & SIGNATURE:

REGISTERED ARCHITECT DAVID JAMES 028881 STATE OF NEW YORK

DATE:	15 OCT 14
PROJECT No:	1216-00
DRAWN: Author	REV: 6
CHK: Checker	
SCALE: 1/4" = 1'-0"	
DWG No:	**A-866.01**
DOB PAGE No:	470 of 569

DOB EMPLOYEE STAMP:

DOB B-SCAN:

36" x 48" Arch E SHEET SIZE
FILE NAME: C:\Revit Local Files\EXTELL-865-AAI-TWR-CNF_hadleim.rvt
PLOT DATE: 9/22/2015 12:47:03 PM

DEPT OF BLDGS 421263626 Job Number

ES2006012240 Scan Code

36" x 48" Arch E SHEET SIZE

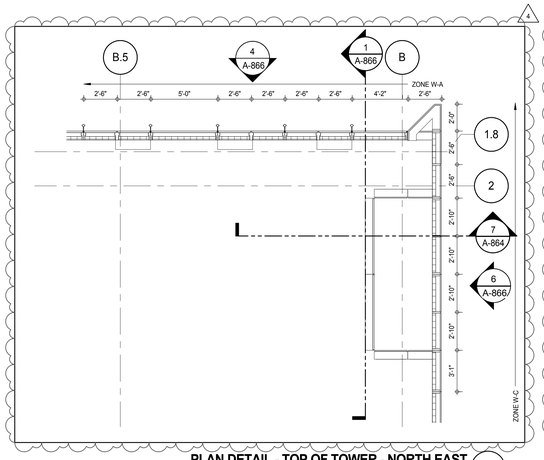

PLAN DETAIL - TOP OF TOWER - NORTH EAST 11
A-864
1/4" = 1'-0"

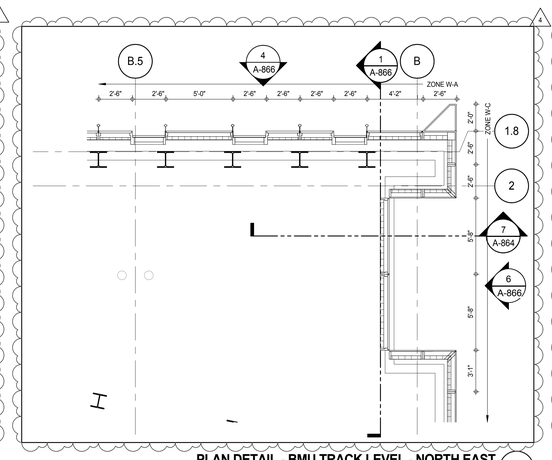

PLAN DETAIL - BMU TRACK LEVEL - NORTH EAST 8
A-864
1/4" = 1'-0"

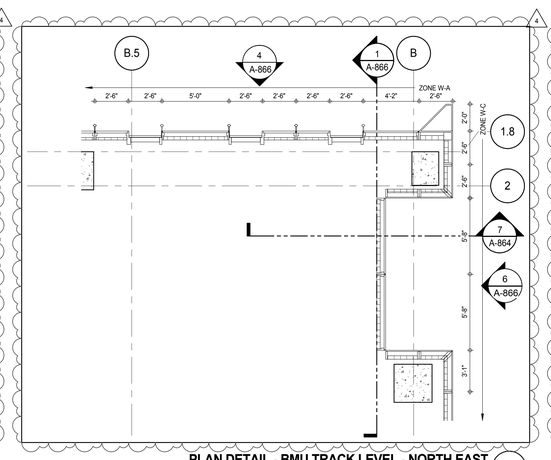

PLAN DETAIL - BMU TRACK LEVEL - NORTH EAST 5
A-165
1/4" = 1'-0"

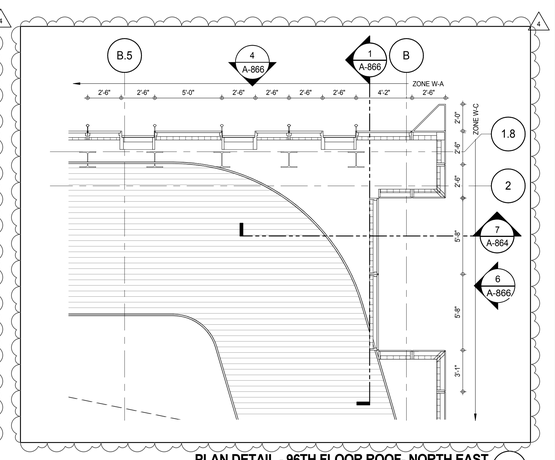

PLAN DETAIL - 96TH FLOOR ROOF- NORTH EAST 2
A-864
1/4" = 1'-0"

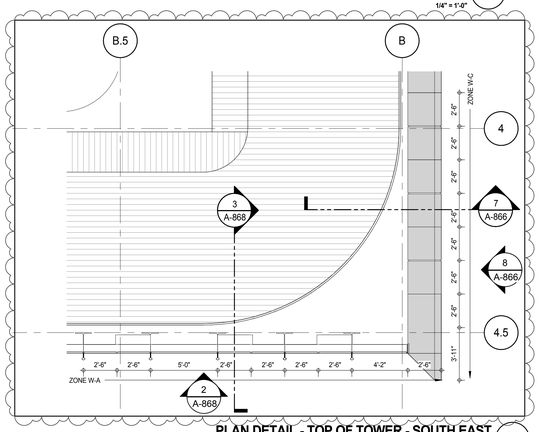

PLAN DETAIL - TOP OF TOWER - SOUTH EAST 10
A-170
1/4" = 1'-0"

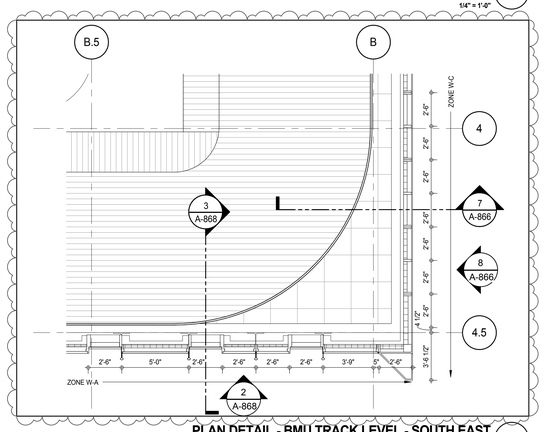

PLAN DETAIL - BMU TRACK LEVEL - SOUTH EAST 7
A-865
1/4" = 1'-0"

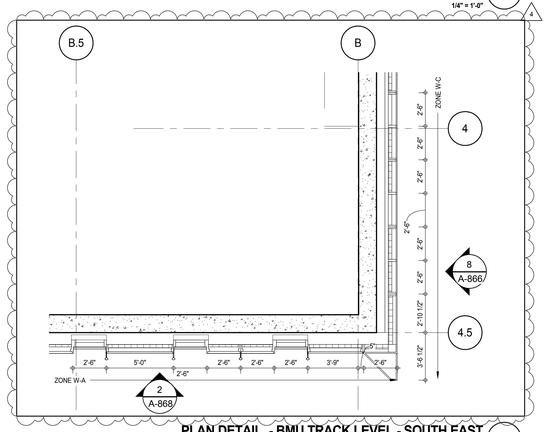

PLAN DETAIL - BMU TRACK LEVEL - SOUTH EAST 4
A-167
1/4" = 1'-0"

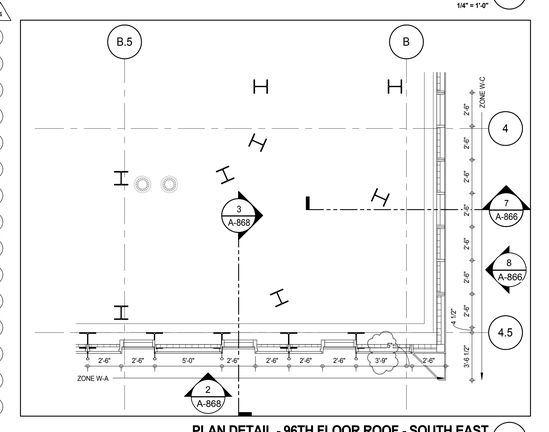

PLAN DETAIL - 96TH FLOOR ROOF - SOUTH EAST 1
A-169
1/4" = 1'-0"

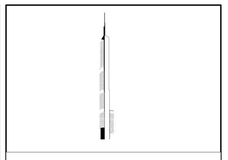

KEY PLAN:

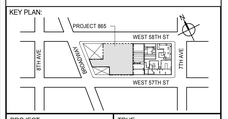

PROJECT NORTH

TRUE NORTH

DEVELOPER:
EXTELL DEVELOPMENT COMPANY
805 THIRD AVENUE, 7TH FLOOR
New York, NY 10022 USA
TEL: 212 712 6000 FAX: 212 712 6100

DESIGN ARCHITECT: Base Building Shell & Core
ADRIAN SMITH + GORDON GILL ARCHITECTURE
111 WEST MONROE STREET SUITE 2300
CHICAGO IL 60603
TEL: 312 920 1888 FAX: 312 920 1775

INTERIOR DESIGNER: Residential
Rottet Architecture and Design Studio, PLLC
298 Fifth Ave, 7th Floor
New York, NY 10001
TEL: 646 998 7000 FAX:

ARCHITECT OF RECORD: Base Building Shell, Core, & Residential
AAI ARCHITECTS, P.C.
401 Wellington St. W., 3rd Floor
Toronto, ON M5V 1E7 Canada
TEL: 416 967 1500 FAX: 416 967 7150

STRUCTURAL ENGINEERS:
WSP CANTOR SEINUK
228 EAST 45th Street
New York, NY 10017 USA
TEL: 212 687 9888 FAX: 646 487 5501

MEP ENGINEERS:
AKF GROUP
165 Broadway, 22nd Floor
New York, NY 10006 USA
TEL: 212 354 5656 FAX: 212 354 5668

GEOTECHNICAL ENGINEERS:
Langan Engineering & Environmental Services
21 Penn Plaza - 360 West 31st Street, 8th Floor
New York, NY 10001-2727
TEL: 212 479 5400 FAX: 212 479 5444

CODE CONSULTANTS:
Construction Consulting Associates
100 Church Street
New York, NY 10007
TEL: 212 385 1818 FAX: 212 385 1911

CURTAINWALL CONSULTANT:
AJLP Consulting
40 Worth Street. Suite 826
New York, NY 10013
TEL: 212 757 5659 FAX: 646 219 8508

LANDMARK/PRESERVATION CONSULTANT:
Jan Hird Pokorny Associates, Inc.
39 West 37th Street, 12A
New York, NY 10018
TEL: 212 759 6462 FAX: 212 759 6540

No.	DESCRIPTION	DATE
1	D.O.B. SUBMISSION	18 FEB 15
2	CD PROGRESS ISSUE 3	09 MAR 15
	D.O.B. SUBMISSION	27 APR 15
3	CD PROGRESS ISSUE 4	01 JUN 15
4	CD PROGRESS ISSUE 5	10 AUG 15
	D.O.B. AMENDMENT 2	21 SEP 15

0 2' - 0" 4' - 0" 8' - 0"

NOT FOR BID/CONSTRUCTION

Discrepancies must be reported immediately to the Architect before proceeding. Only figured dimensions are to be used. Contractors must check all dimensions on site. This drawing is protected by copyright.

ALL DIMENSIONS ARE SHOWN IN IMPERIAL.

CONSULTANT:

AAI ARCHITECTS, P.C.

PROJECT:
217 WEST 57TH STREET
NEW YORK, NY

DRAWING TITLE:
EXTERIOR WALL DETAILS - T4 - NORTH - EAST

SEAL & SIGNATURE:

REGISTERED ARCHITECT DAVID JAMES PAYNE AA 028881 STATE OF NEW YORK

DATE:	18 FEB 15
PROJECT No:	1216-00
DRAWN: Author	REV:
CHK: Checker	4
SCALE: 1/4" = 1'-0"	
DWG No:	A-867.01
DOB PAGE No:	471 of 569

DOB EMPLOYEE STAMP:

DOB B-SCAN:

FILE NAME: C:\Revit Local Files\EXTELL-865-AAI-TVR-CNF_Jeffelmn.rvt
PLOT DATE: 6/22/2015 12:47:53 PM

DEPT OF BLDGS 121235205 Job Number
E303349954 Scan Code

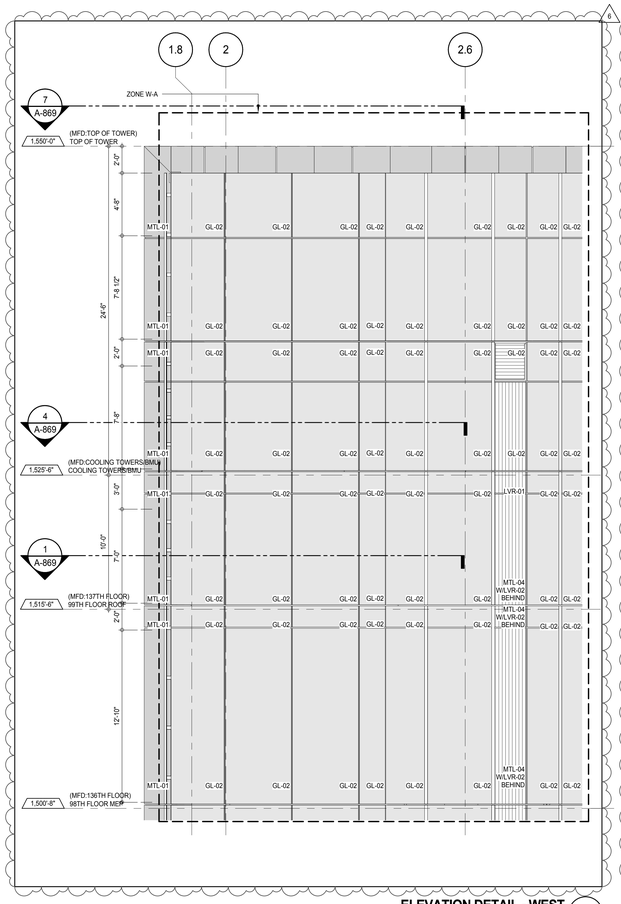

ELEVATION DETAIL - WEST 8
A-229
1/4" = 1'-0"

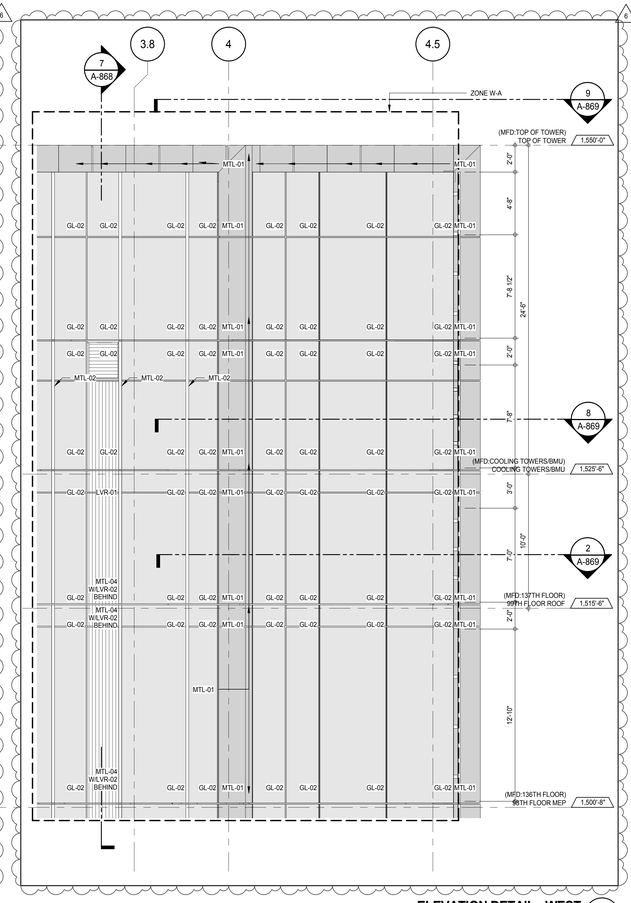

ELEVATION DETAIL - WEST 6
A-229
1/4" = 1'-0"

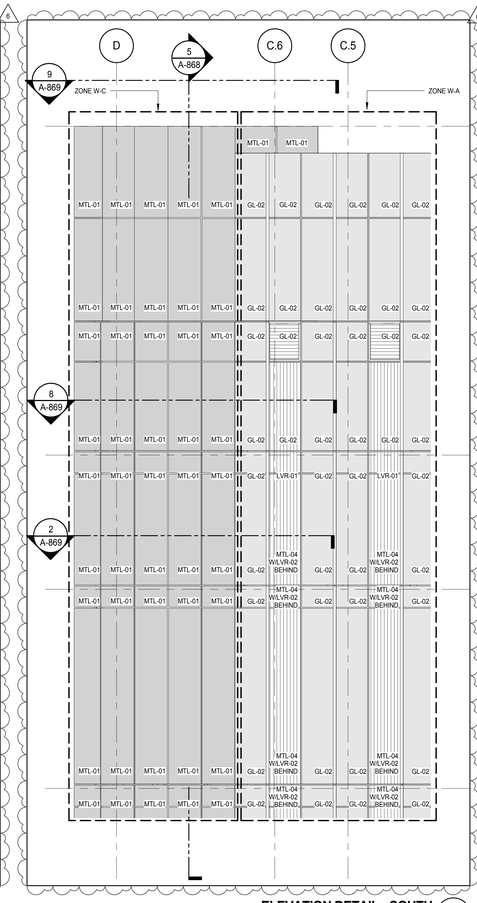

ELEVATION DETAIL - SOUTH 4
A-219
1/4" = 1'-0"

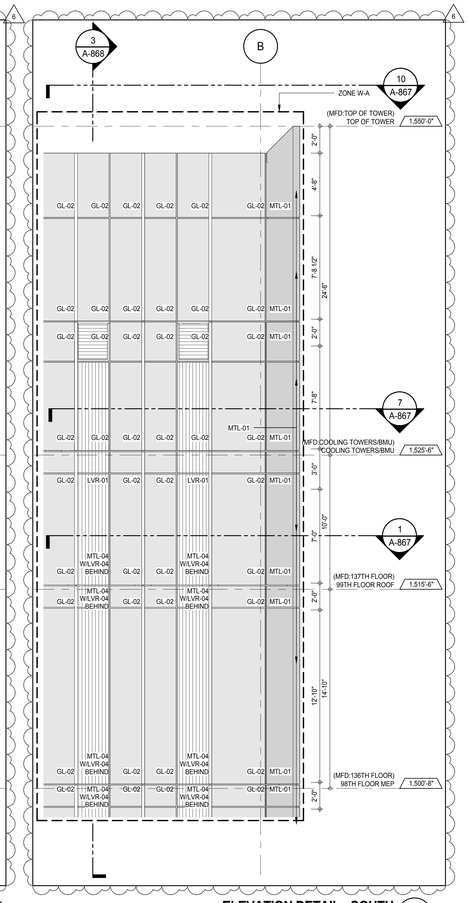

ELEVATION DETAIL - SOUTH 2
A-219
1/4" = 1'-0"

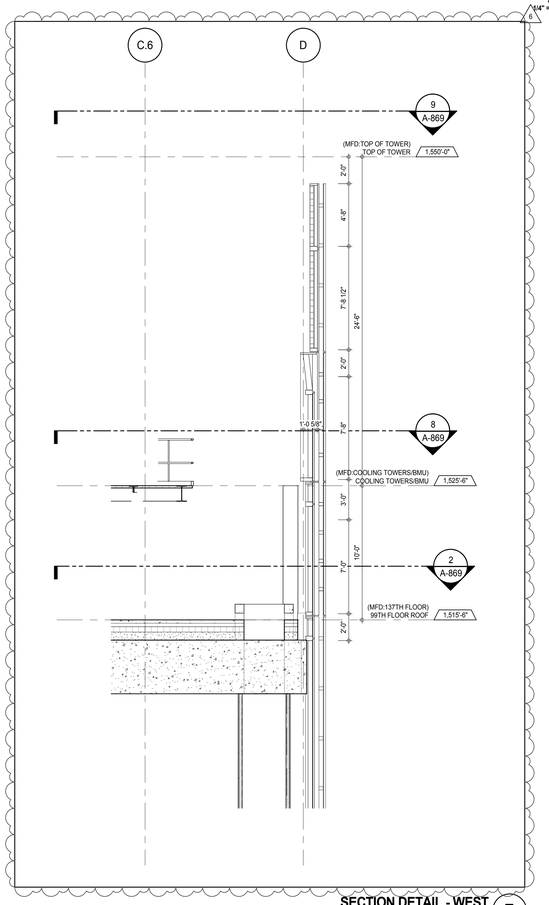

SECTION DETAIL - WEST 7
A-868
1/4" = 1'-0"

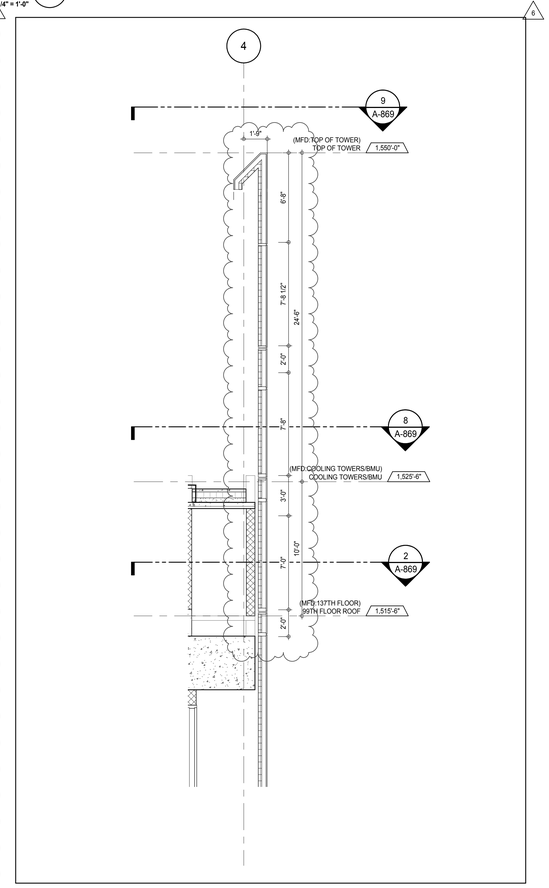

SECTION DETAIL - SOUTH 5

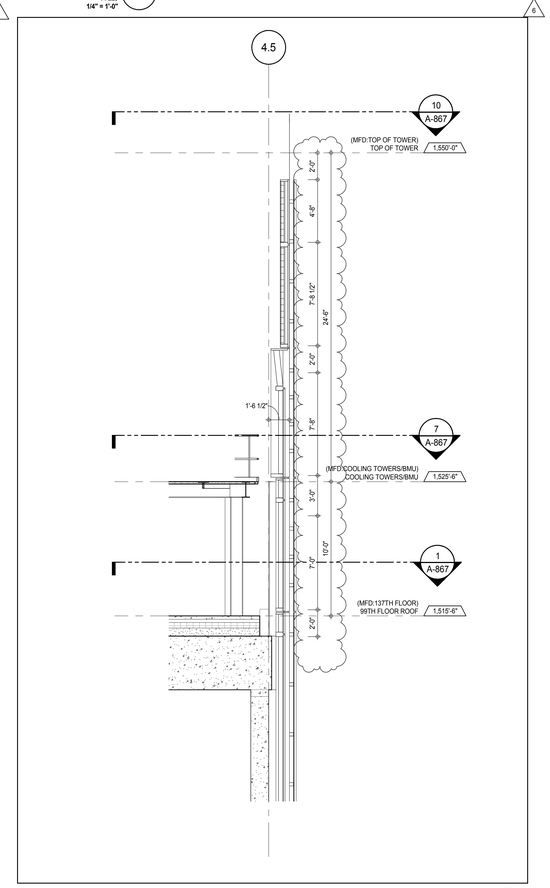

SECTION DETAIL - SOUTH 3
A-867
1/4" = 1'-0"

KEY PLAN:

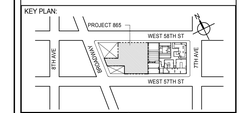

PROJECT NORTH

TRUE NORTH

DEVELOPER:
EXTELL DEVELOPMENT COMPANY
805 THIRD AVENUE, 7TH FLOOR
New York, NY 10022 USA
TEL: 212 712 6000 FAX: 212 712 6100

DESIGN ARCHITECT: Base Building Shell & Core
ADRIAN SMITH + GORDON GILL ARCHITECTURE
111 WEST MONROE STREET SUITE 2300
CHICAGO IL 60603
TEL: 312 920 1888 FAX: 312 920 1775

INTERIOR DESIGNER: Residential
Rottet Architecture and Design Studio, PLLC
298 Fifth Ave, 7th Floor
New York, NY 10001
TEL: 646 998 7000 FAX:

ARCHITECT OF RECORD: Base Building Shell, Core, & Residential
AAI ARCHITECTS, P.C.
401 Wellington St. W., 3rd Floor
Toronto, ON M5V 1E7 Canada
TEL: 416 967 1500 FAX: 416 967 7150

STRUCTURAL ENGINEERS:
WSP CANTOR SEINUK
228 EAST 45th Street
New York, NY 10017 USA
TEL: 212 687 9888 FAX: 646 487 5501

MEP ENGINEERS:
AKF GROUP
165 Broadway, 22nd Floor
New York, NY 10006 USA
TEL: 212 354 5656 FAX: 212 354 5668

GEOTECHNICAL ENGINEERS:
Langan Engineering & Environmental Services
21 Penn Plaza - 360 West 31st Street, 8th Floor
New York, NY 10001-2727
TEL: 212 479 5400 FAX: 212 479 5444

CODE CONSULTANTS:
Construction Consulting Associates
100 Church Street
New York, NY 10007
TEL: 212 385 1818 FAX: 212 385 1911

CURTAINWALL CONSULTANT:
AJLP Consulting
40 Worth Street. Suite 826
New York, NY 10013
TEL: 212 757 5659 FAX: 646 219 8508

LANDMARK/PRESERVATION CONSULTANT:
Jan Hird Pokorny Associates, Inc.
39 West 37th Street, 12A
New York, NY 10018
TEL: 212 759 6462 FAX: 212 759 6540

No.	DESCRIPTION	DATE
1	CD PROGRESS ISSUE 1	15 OCT 14
2	CD PROGRESS ISSUE 2	19 DEC 14
3	D.O.B. SUBMISSION	18 FEB 15
4	CD PROGRESS ISSUE 3	09 MAR 15
	D.O.B. SUBMISSION	27 APR 15
5	CD PROGRESS ISSUE 4	01 JUN 15
6	CD PROGRESS ISSUE 5	10 AUG 15
	D.O.B. AMENDMENT 2	21 SEP 15

0 2' - 0" 4' - 0" 8' - 0"

NOT FOR BID/CONSTRUCTION

Discrepancies must be reported immediately to the Architect before proceeding. Only figured dimensions are to be used. Contractors must check all dimensions on site. This drawing is protected by copyright.

ALL DIMENSIONS ARE SHOWN IN IMPERIAL.

CONSULTANT:
AAI ARCHITECTS, P.C.

PROJECT:
217 WEST 57TH STREET
NEW YORK, NY

DRAWING TITLE:
EXTERIOR WALL DETAILS - T4 - SOUTH - WEST

SEAL & SIGNATURE:

DATE:	15 OCT 14
PROJECT No:	1216-00
DRAWN: Author	REV:
CHK: Checker	6
SCALE: 1/4" = 1'-0"	
DWG No:	A-868.01
DOB PAGE No:	472 of 569

DOB EMPLOYEE STAMP:

DOB B-SCAN:

36" x 48" Arch E SHEET SIZE
FILE NAME: C:\Revit Local Files\EXTELL-865-AAI-TWR-CNE_Jansseim.rvt
PLOT DATE: 9/22/2015 12:42:08 PM

DEPT OF BLDGS 421206305 Job Number
E304A0370B6 Scan Code

36" x 48" Arch E SHEET SIZE

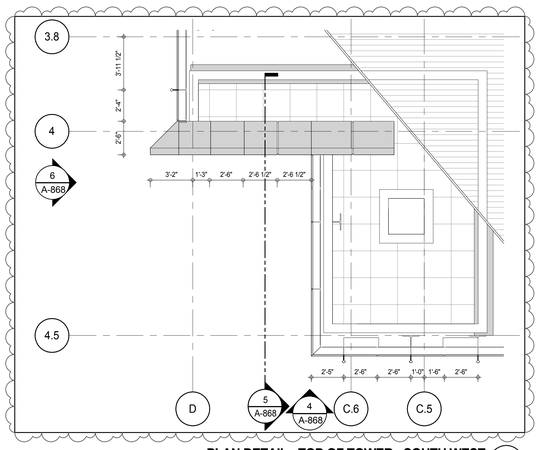

PLAN DETAIL - TOP OF TOWER - SOUTH WEST 9
A-170
1/4" = 1'-0"

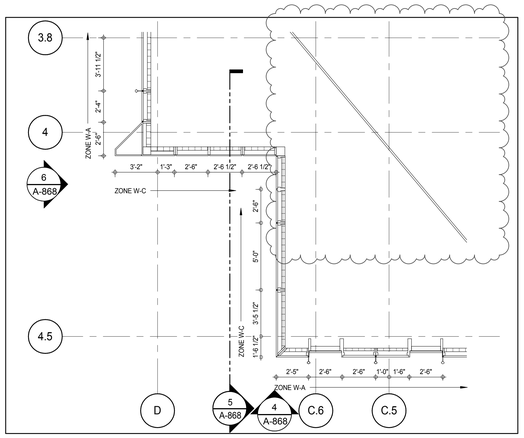

PLAN DETAIL- BMU TRACK LEVEL - SOUTH WEST 8
A-868
1/4" = 1'-0"

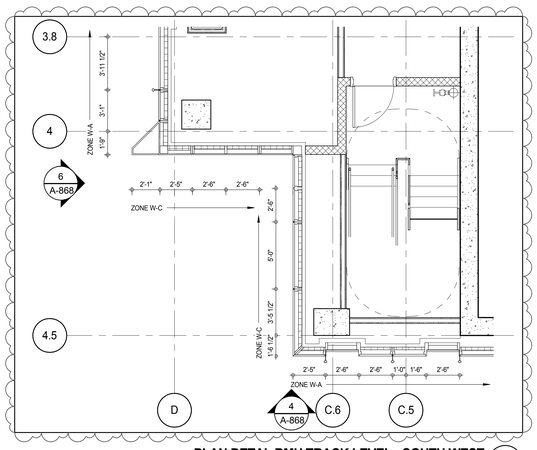

PLAN DETAI- BMU TRACK LEVEL - SOUTH WEST 5
A-167
1/4" = 1'-0"

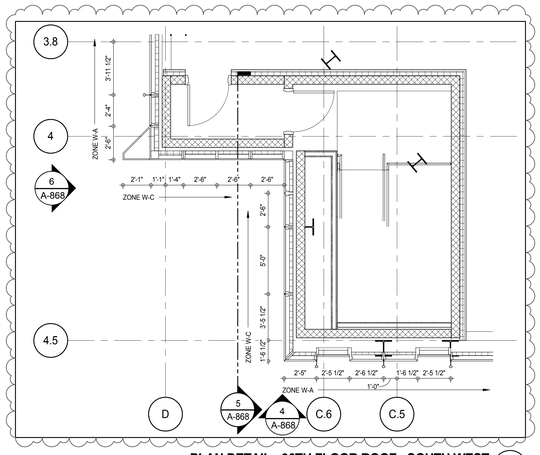

PLAN DETAIL - 96TH FLOOR ROOF - SOUTH WEST 2
A-169
1/4" = 1'-0"

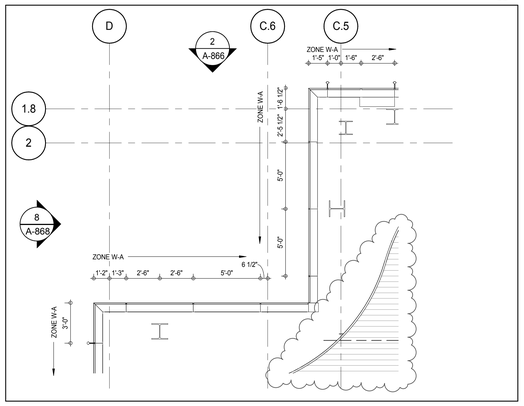

PLAN DETAIL - TOP OF TOWER - NORTH WEST 7
A-868
1/4" = 1'-0"

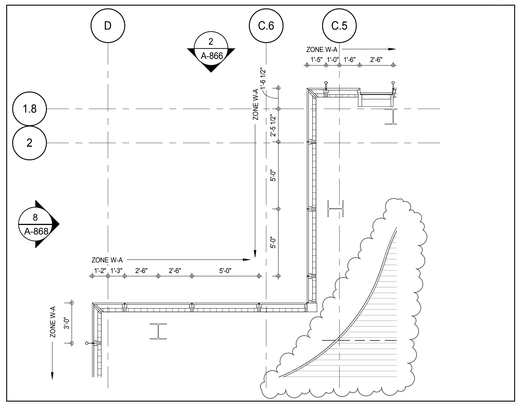

PLAN DETAIL- BMU TRACK LEVEL - NORTH WEST 4
A-866
1/4" = 1'-0"

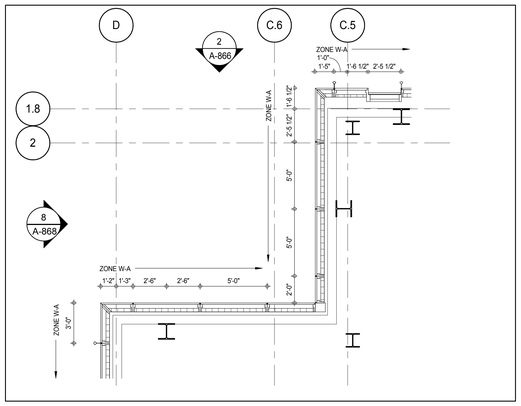

PLAN DETAIL - 96TH FLOOR ROOF - NORTH WEST 1
A-169
1/4" = 1'-0"

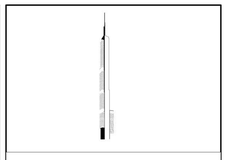

KEY PLAN:

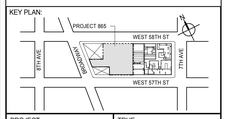

PROJECT NORTH

TRUE NORTH

DEVELOPER:
EXTELL DEVELOPMENT COMPANY
805 THIRD AVENUE, 7TH FLOOR
New York, NY 10022 USA
TEL: 212 712 6000 FAX: 212 712 6100

DESIGN ARCHITECT: Base Building Shell & Core
ADRIAN SMITH + GORDON GILL ARCHITECTURE
111 WEST MONROE STREET SUITE 2300
CHICAGO IL 60603
TEL: 312 920 1888 FAX: 312 920 1775

INTERIOR DESIGNER: Residential
Rottet Architecture and Design Studio, PLLC
298 Fifth Ave, 7th Floor
New York, NY 10001
TEL: 646 998 7000 FAX:

ARCHITECT OF RECORD: Base Building Shell, Core, & Residential
AAI ARCHITECTS, P.C.
401 Wellington St. W., 3rd Floor
Toronto, ON M5V 1E7 Canada
TEL: 416 967 1500 FAX: 416 967 7150

STRUCTURAL ENGINEERS:
WSP CANTOR SEINUK
228 EAST 45th Street
New York, NY 10017 USA
TEL: 212 687 9888 FAX: 646 487 5501

MEP ENGINEERS:
AKF GROUP
165 Broadway, 22nd Floor
New York, NY 10006 USA
TEL: 212 354 5656 FAX: 212 354 5668

GEOTECHNICAL ENGINEERS:
Langan Engineering & Environmental Services
21 Penn Plaza - 360 West 31st Street, 8th Floor
New York, NY 10001-2727
TEL: 212 479 5400 FAX: 212 479 5444

CODE CONSULTANTS:
Construction Consulting Associates
100 Church Street
New York, NY 10007
TEL: 212 385 1818 FAX: 212 385 1911

CURTAINWALL CONSULTANT:
AJLP Consulting
40 Worth Street. Suite 826
New York, NY 10013
TEL: 212 757 5659 FAX: 646 219 8508

LANDMARK/PRESERVATION CONSULTANT:
Jan Hird Pokorny Associates, Inc.
39 West 37th Street, 12A
New York, NY 10018
TEL: 212 759 6462 FAX: 212 759 6540

No.	DESCRIPTION	DATE
1	D.O.B. SUBMISSION	18 FEB 15
2	CD PROGRESS ISSUE 3	09 MAR 15
	D.O.B. SUBMISSION	27 APR 15
3	CD PROGRESS ISSUE 4	01 JUN 15
4	CD PROGRESS ISSUE 5	10 AUG 15
	D.O.B. AMENDMENT 2	21 SEP 15

NOT FOR BID/CONSTRUCTION

Discrepancies must be reported immediately to the Architect before proceeding. Only figured dimensions are to be used. Contractors must check all dimensions on site. This drawing is protected by copyright.

ALL DIMENSIONS ARE SHOWN IN IMPERIAL.

CONSULTANT:

AAI ARCHITECTS, P.C.

PROJECT:
217 WEST 57TH STREET
NEW YORK, NY

DRAWING TITLE:
EXTERIOR WALL DETAILS - T4 - SOUTH - WEST

SEAL & SIGNATURE:

REGISTERED ARCHITECT
ADRIAN DAVID LANSKER
AA 029881
STATE OF NEW YORK

DATE:	18 FEB 15
PROJECT No:	1216-00
DRAWN: Author	REV:
CHK: Checker	4
SCALE: 1/4" = 1'-0"	
DWG No:	A-869.01
DOB PAGE No:	473 of 569

DOB EMPLOYEE STAMP:

DOB B-SCAN:

FILE NAME: C:\Revit Local Files\EXTELL-865-AAI-TWR-CNF_Jselbrein.rvt
PLOT DATE: 8/22/2015 12:42:55 PM

DEPT OF BLDGS 421263505 Job Number
E349955545 Scan Code

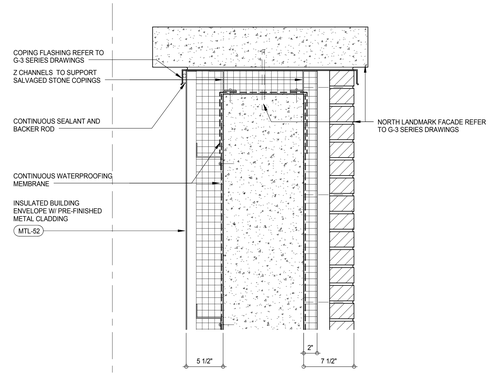

SECTION DETAIL - TOP CAP AT NORTH LANDMARK FACADE (11)
A-827
1 1/2" = 1'-0"

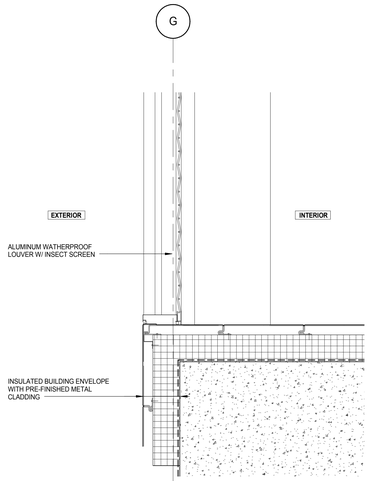

PLAN DETAIL - LOUVER AT METAL CLADDING (8)
A-826
1 1/2" = 1'-0"

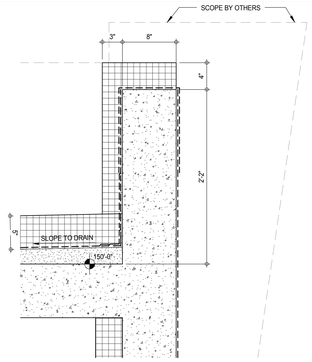

SECTION DETAIL - PLANTER PARAPET (6)
A-825
1 1/2" = 1'-0"

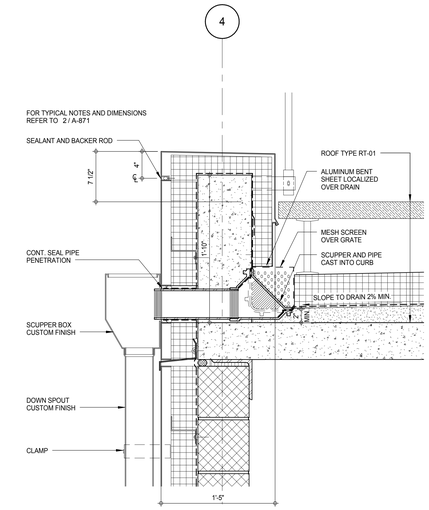

SECTION DETAIL - SCUPPER DRAIN AT CIGAR LOUNGE COORIDOR (3)
A-826
1 1/2" = 1'-0"

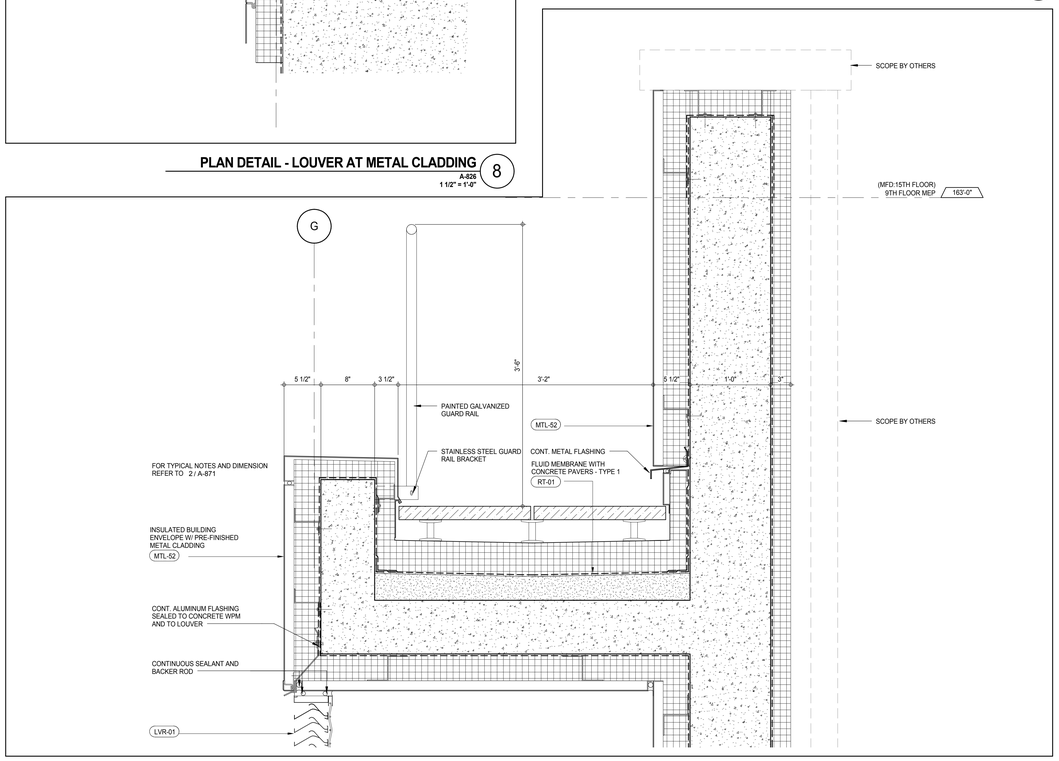

SECTION DETAIL - LOUVER HEAD - GUARD RAIL AT PARAPET - PLANTER WALL (5)
A-827
1 1/2" = 1'-0"

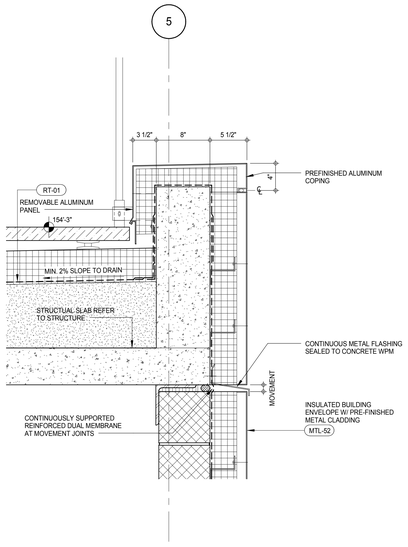

SECTION DETAIL - METAL CLADDING PARAPET (2)
A-826
1 1/2" = 1'-0"

DETAIL DELETED

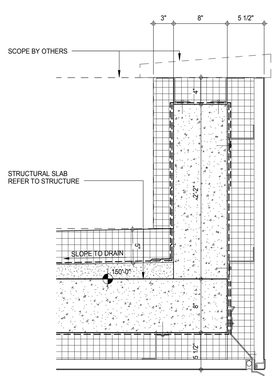

SECTION DETAIL - PLANTER PARAPET (9)
A-825
1 1/2" = 1'-0"

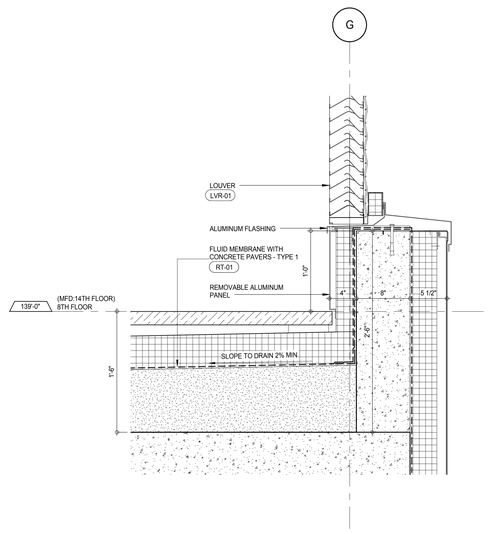

SECTION DETAIL - LOUVER BASE (7)
A-827
1 1/2" = 1'-0"

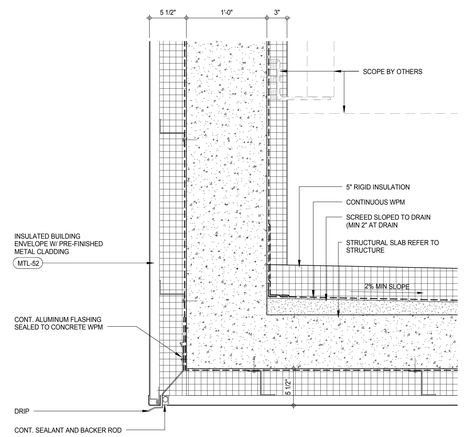

SECTION DETAIL - METAL PANEL SOFFIT (4)
A-827
1 1/2" = 1'-0"

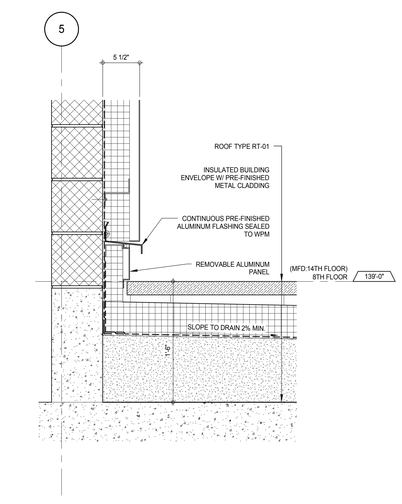

SECTION DETAIL - ROOF AT INSULATED METAL CLADDING (1)
A-826
1 1/2" = 1'-0"



KEY PLAN:

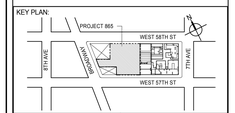

PROJECT NORTH | TRUE NORTH

DEVELOPER:
EXTELL DEVELOPMENT COMPANY
805 THIRD AVENUE, 7TH FLOOR
New York, NY 10022 USA
TEL: 212 712 6000 FAX: 212 712 6100

DESIGN ARCHITECT: Base Building Shell & Core
ADRIAN SMITH + GORDON GILL ARCHITECTURE
111 WEST MONROE STREET SUITE 2300
CHICAGO IL 60603
TEL: 312 920 1888 FAX: 312 920 1775

INTERIOR DESIGNER: Residential
Rottet Architecture and Design Studio, PLLC
298 Fifth Ave, 7th Floor
New York, NY 10001
TEL: 646 998 7000 FAX:

ARCHITECT OF RECORD: Base Building Shell, Core, & Residential
AAI ARCHITECTS, P.C.
401 Wellington St. W., 3rd Floor
Toronto, ON M5V 1E7 Canada
TEL: 416 967 1500 FAX: 416 967 7150

STRUCTURAL ENGINEERS:
WSP CANTOR SEINUK
228 EAST 45th Street
New York, NY 10017 USA
TEL: 212 687 9888 FAX: 646 487 5501

MEP ENGINEERS:
AKF GROUP
165 Broadway, 22nd Floor
New York, NY 10006 USA
TEL: 212 354 5656 FAX: 212 354 5668

GEOTECHNICAL ENGINEERS:
Langan Engineering & Environmental Services
21 Penn Plaza - 360 West 31st Street, 8th Floor
New York, NY 10001-2727
TEL: 212 479 5400 FAX: 212 479 5444

CODE CONSULTANTS:
Construction Consulting Associates
100 Church Street
New York, NY 10007
TEL: 212 385 1818 FAX: 212 385 1911

CURTAINWALL CONSULTANT:
AJLP Consulting
40 Worth Street. Suite 826
New York, NY 10013
TEL: 212 757 5659 FAX: 646 219 8508

LANDMARK/PRESERVATION CONSULTANT:
Jan Hird Pokorny Associates, Inc.
39 West 37th Street, 12A
New York, NY 10018
TEL: 212 759 6462 FAX: 212 759 6540

No.	DESCRIPTION	DATE
1	CD PROGRESS ISSUE 3	09 MAR 15
2	CD PROGRESS ISSUE 4	01 JUN 15
3	CD PROGRESS ISSUE 5	10 AUG 15
	D.O.B. AMENDMENT 2	21 SEP 15

NOT FOR BID/CONSTRUCTION

Discrepancies must be reported immediately to the Architect before proceeding. Only figured dimensions are to be used. Contractors must check all dimensions on site. This drawing is protected by copyright.

ALL DIMENSIONS ARE SHOWN IN IMPERIAL.

CONSULTANT: AAI ARCHITECTS, P.C.

PROJECT:
217 WEST 57TH STREET
NEW YORK, NY

DRAWING TITLE:
SECONDARY CLADDING DETAILS

SEAL & SIGNATURE: REGISTERED ARCHITECT ADRIAN DAVID JAYSON 026881 STATE OF NEW YORK

DATE:	09 MAR 15
PROJECT No:	1216-00
DRAWN: Author	REV:
CHK: Checker	3
SCALE: 1 1/2" = 1'-0"	
DWG No:	A-871.00
DOB PAGE No:	474 of 569

DOB EMPLOYEE STAMP: DOB B-SCAN:

36" x 48" Arch E SHEET SIZE
FILE NAME: C:\Revit Local Files\EXTELL-865-AAI-TWR-CNE_hardarm.rvt
PLOT DATE: 9/22/2015 12:24:17 PM

DEPT OF BLDGS 121253505 Job Number
E57295554846 Scan Code

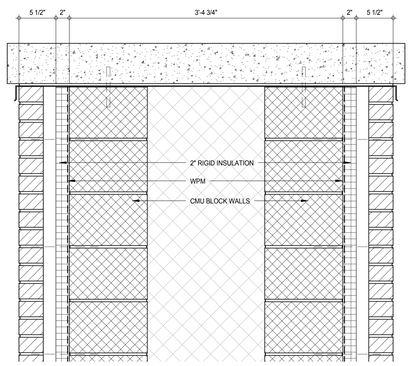

SECTION DETAIL - LANDMARK CHIMNEY CAP (7)

A-827
1 1/2" = 1'-0"

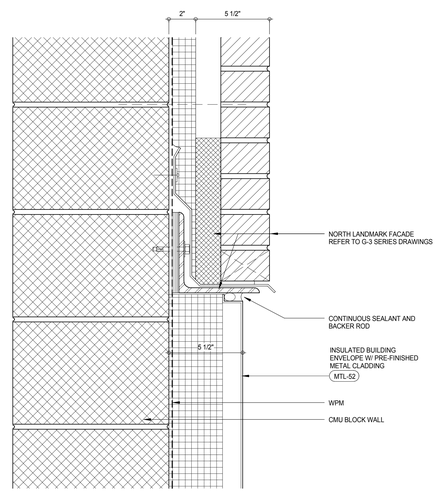

SECTION DETAIL - BRICK TO METAL PANEL TRANSITION (5)

A-827
3" = 1'-0"

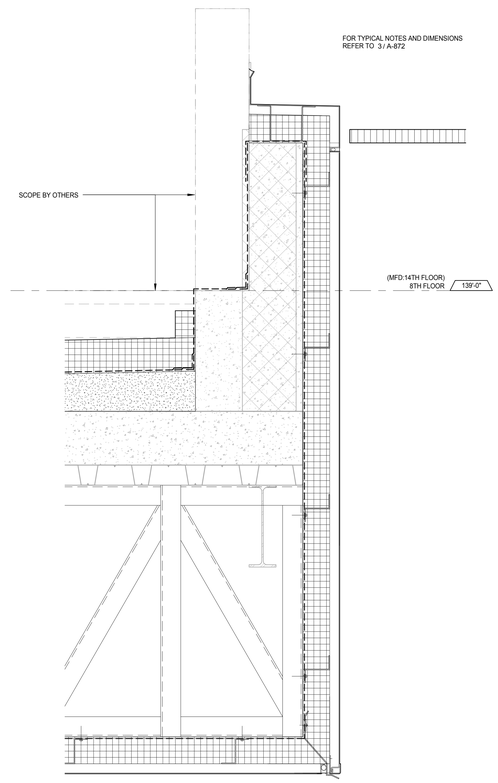

SECTION DETAIL - GENERATOR EXHAUST SOFFIT (6)

A-825
1 1/2" = 1'-0"

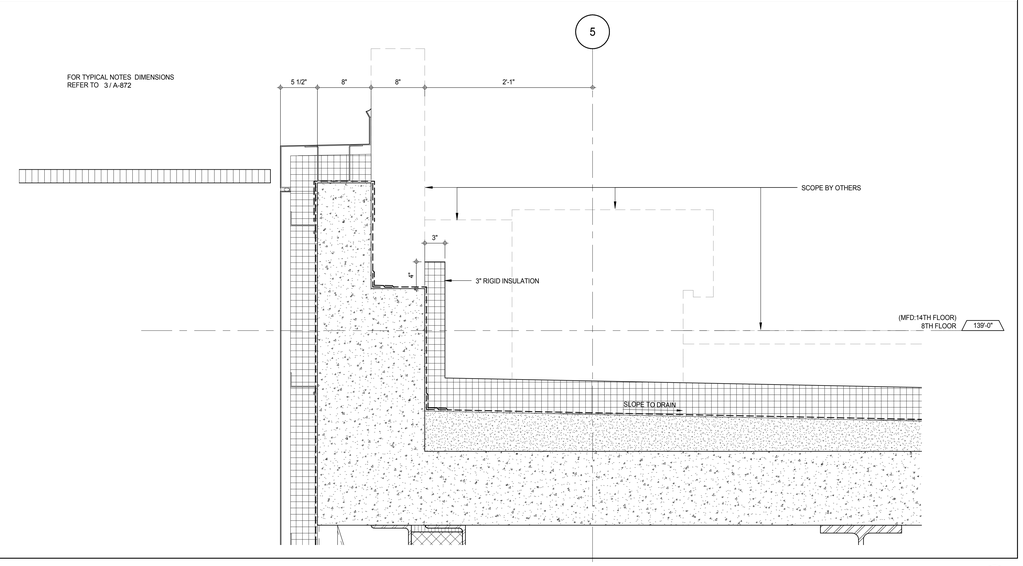

SECTION DETAIL - GENERATOR EXHAUST CURB INTERFACE WITH LANDSCAPING (4)

A-825
1 1/2" = 1'-0"

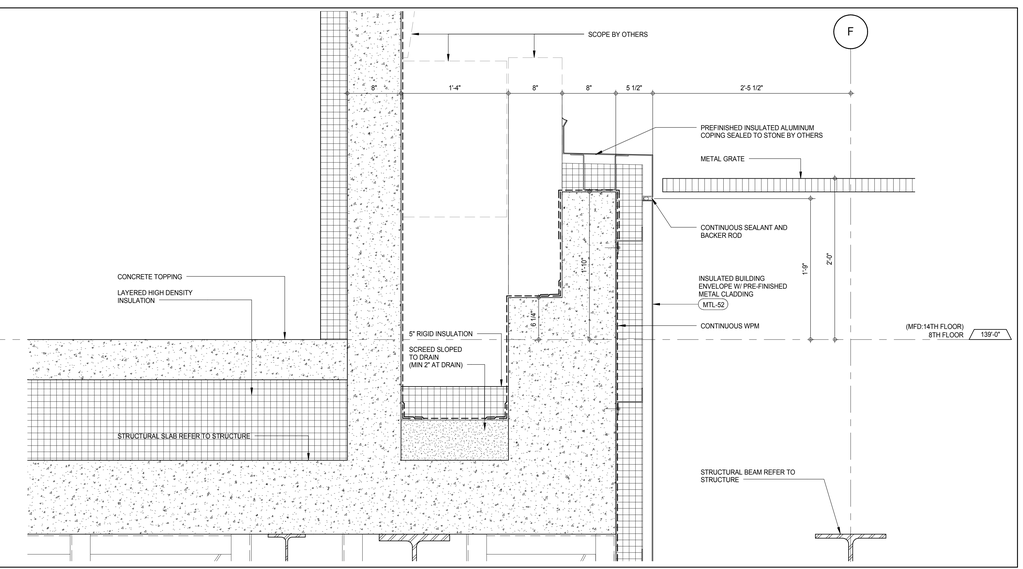

SECTION DETAIL - GENERATOR EXHAUST CURB INTERFACE WITH LANDSCAPING (3)

A-825
1 1/2" = 1'-0"

DETAIL DELETED

5

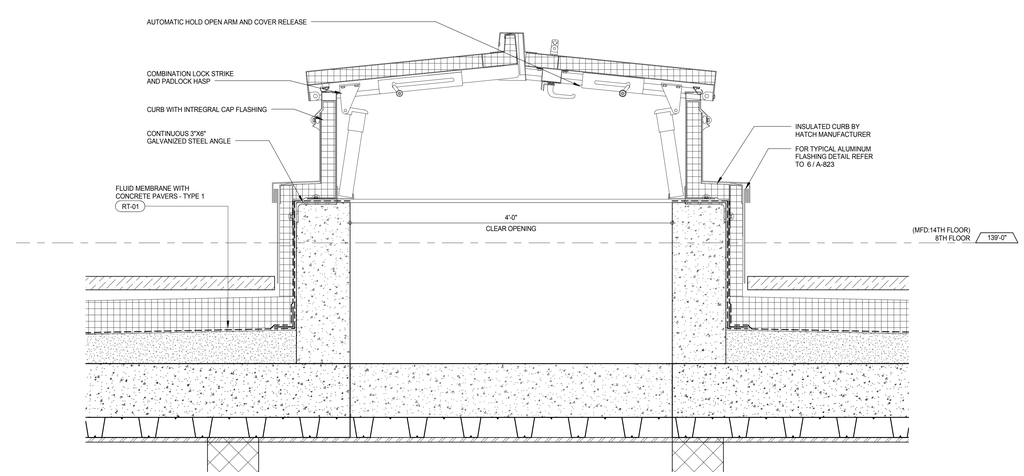

SECTION DETAIL - ROOF EQUIPMENT ACCESS HATCH (1)

A-169
1 1/2" = 1'-0"

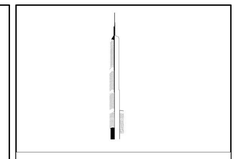

KEY PLAN:

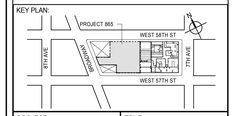

PROJECT NORTH

TRUE NORTH

DEVELOPER:
EXTELL DEVELOPMENT COMPANY
805 THIRD AVENUE, 7TH FLOOR
New York, NY 10022 USA
TEL: 212 712 6000 FAX: 212 712 6100

DESIGN ARCHITECT: Base Building Shell & Core
ADRIAN SMITH + GORDON GILL ARCHITECTURE
111 WEST MONROE STREET SUITE 2300
CHICAGO IL 60603
TEL: 312 920 1888 FAX: 312 920 1775

INTERIOR DESIGNER: Residential
Rottet Architecture and Design Studio, PLLC
298 Fifth Ave, 7th Floor
New York, NY 10001
TEL: 646 998 7000 FAX:

ARCHITECT OF RECORD: Base Building Shell, Core, & Residential
AAI ARCHITECTS, P.C.
401 Wellington St. W., 3rd Floor
Toronto, ON M5V 1E7 Canada
TEL: 416 967 1500 FAX: 416 967 7150

STRUCTURAL ENGINEERS:
WSP CANTOR SEINUK
228 EAST 45th Street
New York, NY 10017 USA
TEL: 212 687 9888 FAX: 646 487 5501

MEP ENGINEERS:
AKF GROUP
165 Broadway, 22nd Floor
New York, NY 10006 USA
TEL: 212 354 5656 FAX: 212 354 5668

GEOTECHNICAL ENGINEERS:
Langan Engineering & Environmental Services
21 Penn Plaza - 360 West 31st Street, 8th Floor
New York, NY 10001-2727
TEL: 212 479 5400 FAX: 212 479 5444

CODE CONSULTANTS:
Construction Consulting Associates
100 Church Street
New York, NY 10007
TEL: 212 385 1818 FAX: 212 385 1911

CURTAINWALL CONSULTANT:
AJLP Consulting
40 Worth Street. Suite 826
New York, NY 10013
TEL: 212 757 5659 FAX: 646 219 8508

LANDMARK/PRESERVATION CONSULTANT:
Jan Hird Pokorny Associates, Inc.
39 West 37th Street, 12A
New York, NY 10018
TEL: 212 759 6462 FAX: 212 759 6540

No.	DESCRIPTION	DATE
1	CD PROGRESS ISSUE 1	15 OCT 14
2	CD PROGRESS ISSUE 2	19 DEC 14
3	CD PROGRESS ISSUE 3	09 MAR 15
4	CD PROGRESS ISSUE 4	01 JUN 15
5	CD PROGRESS ISSUE 5	10 AUG 15
	D.O.B. AMENDMENT 2	21 SEP 15

NOT FOR BID/CONSTRUCTION

Discrepancies must be reported immediately to the Architect before proceeding. Only figured dimensions are to be used. Contractors must check all dimensions on site. This drawing is protected by copyright.

ALL DIMENSIONS ARE SHOWN IN IMPERIAL.

CONSULTANT:
AAI ARCHITECTS, P.C.

PROJECT:
217 WEST 57TH STREET
NEW YORK, NY

DRAWING TITLE:
SECONDARY CLADDING DETAILS

SEAL & SIGNATURE:

DATE:	15 OCT 14
PROJECT No:	1216-00
DRAWN: Author	REV:
CHK: Checker	5
SCALE: As indicated	
DWG No:	A-872.00
DOB PAGE No:	475 of 569

DOB EMPLOYEE STAMP:

DOB B-SCAN:

36" x 48" Arch E SHEET SIZE
FILE NAME: C:\Revit Local Files\EXTELL-865-AAI-TWR-CNE_hedtarm.rvt
PLOT DATE: 9/22/2015 12:48:53 PM

DEPT OF BLDGS 421226305 Job Number
E526064341 Scan Code

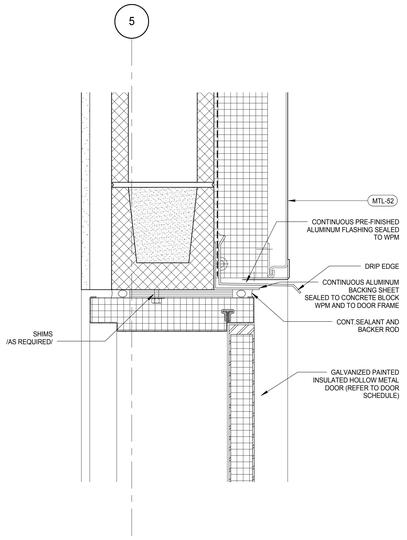

SECTION DETAIL - HM DOOR HEAD 3
A-825
3" = 1'-0"

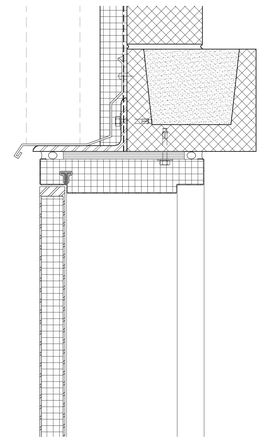

SECTION DETAIL - EXTERIOR DOOR HEAD DETAIL 7
A-825
3" = 1'-0"

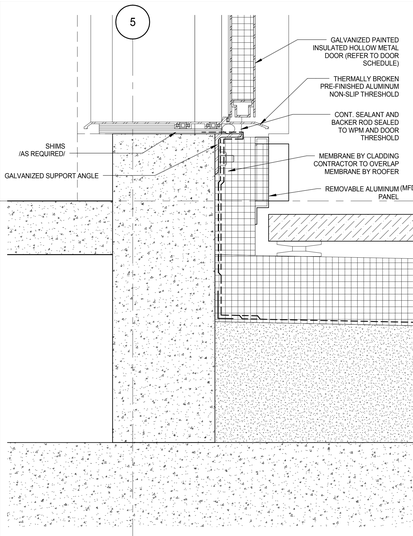

SECTION DETAIL - HM DOOR SILL 4
A-826
3" = 1'-0"

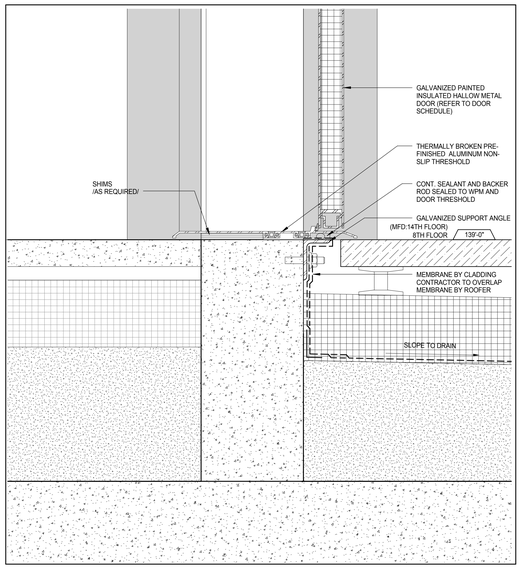

SECONDARY CLADDING DOOR SILL DETAIL FLUSH WITH FINISH 1
A-825
3" = 1'-0"

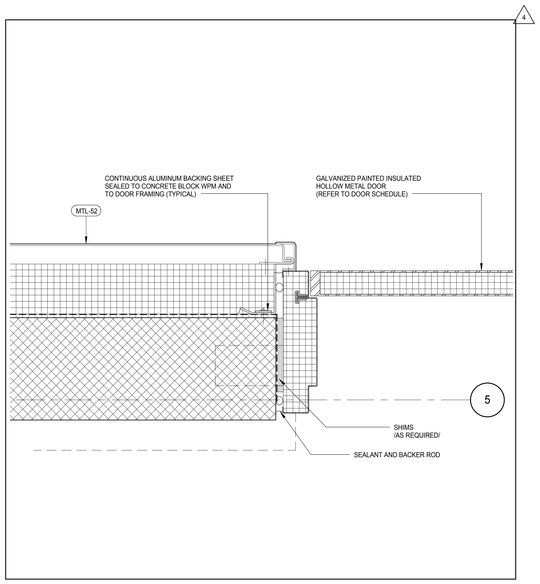

PLAN DETAIL - HM DOOR JAMB 2
A-826
3" = 1'-0"

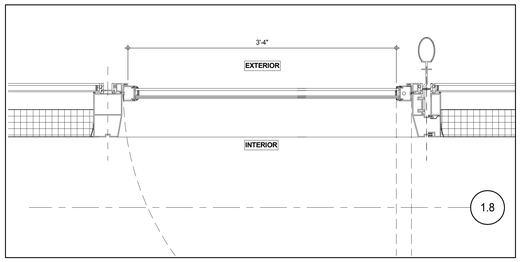

PRINT-A-873-6-1 1/2"-W-A EXTERIOR DOOR DETAIL LEVEL 08 INTERIOR SWING 6
A-828
1 1/2" = 1'-0"

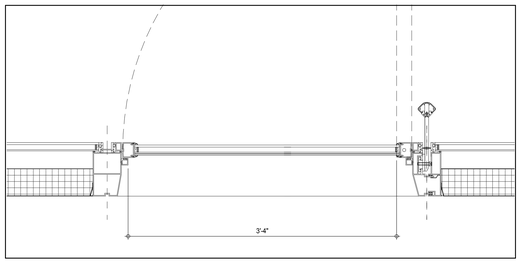

PLAN DETAIL - EXTERIOR DOOR IN W1 SYSTEM 5
A-828
1 1/2" = 1'-0"

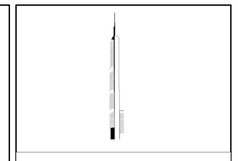

KEY PLAN:

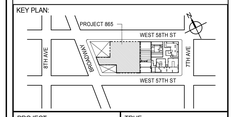

PROJECT NORTH

TRUE NORTH

DEVELOPER:
EXTELL DEVELOPMENT COMPANY
805 THIRD AVENUE, 7TH FLOOR
New York, NY 10022 USA
TEL: 212 712 6000 FAX: 212 712 6100

DESIGN ARCHITECT: Base Building Shell & Core
ADRIAN SMITH + GORDON GILL ARCHITECTURE
111 WEST MONROE STREET SUITE 2300
CHICAGO IL 60603
TEL: 312 920 1888 FAX: 312 920 1775

INTERIOR DESIGNER: Residential
Rottet Architecture and Design Studio, PLLC
298 Fifth Ave, 7th Floor
New York, NY 10001
TEL: 646 998 7000 FAX:

ARCHITECT OF RECORD: Base Building Shell, Core, & Residential
AAI ARCHITECTS, P.C.
401 Wellington St. W., 3rd Floor
Toronto, ON M5V 1E7 Canada
TEL: 416 967 1500 FAX: 416 967 7150

STRUCTURAL ENGINEERS:
WSP CANTOR SEINUK
228 EAST 45th Street
New York, NY 10017 USA
TEL: 212 687 9888 FAX: 646 487 5501

MEP ENGINEERS:
AKF GROUP
165 Broadway, 22nd Floor
New York, NY 10006 USA
TEL: 212 354 5656 FAX: 212 354 5668

GEOTECHNICAL ENGINEERS:
Langan Engineering & Environmental Services
21 Penn Plaza - 360 West 31st Street, 8th Floor
New York, NY 10001-2727
TEL: 212 479 5400 FAX: 212 479 5444

CODE CONSULTANTS:
Construction Consulting Associates
100 Church Street
New York, NY 10007
TEL: 212 385 1818 FAX: 212 385 1911

CURTAINWALL CONSULTANT:
AJLP Consulting
40 Worth Street. Suite 826
New York, NY 10013
TEL: 212 757 5659 FAX: 646 219 8508

LANDMARK/PRESERVATION CONSULTANT:
Jan Hird Pokorny Associates, Inc.
39 West 37th Street, 12A
New York, NY 10018
TEL: 212 759 6462 FAX: 212 759 6540

No.	DESCRIPTION	DATE
1	CD PROGRESS ISSUE 1	15 OCT 14
2	CD PROGRESS ISSUE 2	19 DEC 14
3	CD PROGRESS ISSUE 4	01 JUN 15
4	CD PROGRESS ISSUE 5	10 AUG 15
	D.O.B. AMENDMENT 2	21 SEP 15

NOT FOR BID/CONSTRUCTION

Discrepancies must be reported immediately to the Architect before proceeding. Only figured dimensions are to be used. Contractors must check all dimensions on site. This drawing is protected by copyright.

ALL DIMENSIONS ARE SHOWN IN IMPERIAL.

CONSULTANT:

AAI ARCHITECTS, P.C.

PROJECT:

217 WEST 57TH STREET
NEW YORK, NY

DRAWING TITLE:

EXTERIOR DOOR DETAILS

SEAL & SIGNATURE:

REGISTERED ARCHITECT WAYNE DAVID JAMES 028885 STATE OF NEW YORK

DATE:	15 OCT 14
PROJECT No:	1216-00
DRAWN: Author	REV:
CHK: Checker	4
SCALE: As indicated	
DWG No:	A-873.00
DOB PAGE No:	476 of 569

DOB EMPLOYEE STAMP:

DOB B-SCAN:

36" x 48" Arch E SHEET SIZE
FILE NAME: C:\Revit Local Files\EXTELL-865-AAI-TWR-CNF_Jupiter.rvt
PLOT DATE: 9/22/2015 12:52:29 PM

DEPT OF BLDGS 121263426 Job Number
E300595360 Scan Code

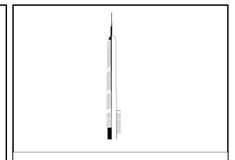

KEY PLAN:

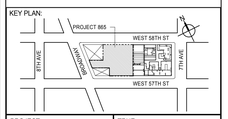

PROJECT NORTH

TRUE NORTH

DEVELOPER:
EXTELL DEVELOPMENT COMPANY
805 THIRD AVENUE, 7TH FLOOR
New York, NY 10022 USA
TEL: 212 712 6000 FAX: 212 712 6100

DESIGN ARCHITECT: Base Building Shell & Core
ADRIAN SMITH + GORDON GILL ARCHITECTURE
111 WEST MONROE STREET SUITE 2300
CHICAGO IL 60603
TEL: 312 920 1888 FAX: 312 920 1775

INTERIOR DESIGNER: Residential
Rottet Architecture and Design Studio, PLLC
298 Fifth Ave, 7th Floor
New York, NY 10001
TEL: 646 998 7000 FAX:

ARCHITECT OF RECORD: Base Building Shell, Core, & Residential
AAI ARCHITECTS, P.C.
401 Wellington St. W., 3rd Floor
Toronto, ON M5V 1E7 Canada
TEL: 416 967 1500 FAX: 416 967 7150

STRUCTURAL ENGINEERS:
WSP CANTOR SEINUK
228 EAST 45th Street
New York, NY 10017 USA
TEL: 212 687 9888 FAX: 646 487 5501

MEP ENGINEERS:
AKF GROUP
165 Broadway, 22nd Floor
New York, NY 10006 USA
TEL: 212 354 5656 FAX: 212 354 5668

GEOTECHNICAL ENGINEERS:
Langan Engineering & Environmental Services
21 Penn Plaza - 360 West 31st Street, 8th Floor
New York, NY 10001-2727
TEL: 212 479 5400 FAX: 212 479 5444

CODE CONSULTANTS:
Construction Consulting Associates
100 Church Street
New York, NY 10007
TEL: 212 385 1818 FAX: 212 385 1911

CURTAINWALL CONSULTANT:
AJLP Consulting
40 Worth Street. Suite 826
New York, NY 10013
TEL: 212 757 5659 FAX: 646 219 8508

LANDMARK/PRESERVATION CONSULTANT:
Jan Hird Pokorny Associates, Inc.
39 West 37th Street, 12A
New York, NY 10018
TEL: 212 759 6462 FAX: 212 759 6540

No.	DESCRIPTION	DATE
1	CD PROGRESS ISSUE 4	01 JUN 15
2	CD PROGRESS ISSUE 5	10 AUG 15
	D.O.B. AMENDMENT 2	21 SEP 15

NOT FOR BID/CONSTRUCTION

Discrepancies must be reported immediately to the Architect before proceeding. Only figured dimensions are to be used. Contractors must check all dimensions on site. This drawing is protected by copyright.

ALL DIMENSIONS ARE SHOWN IN IMPERIAL.

CONSULTANT:

AAI ARCHITECTS, P.C.

PROJECT:

217 WEST 57TH STREET
NEW YORK, NY

DRAWING TITLE:

ROOF DETAILS

SEAL & SIGNATURE:

REGISTERED ARCHITECT JOSE DAVID VASQUEZ 028881 STATE OF NEW YORK

DATE:	01 JUN 15
PROJECT No:	1216-00
DRAWN: Author	REV:
CHK: Checker	2
SCALE: 1 1/2" = 1'-0"	
DWG No:	A-879.00
DOB PAGE No:	477 of 569

DOB EMPLOYEE STAMP:

DOB B-SCAN:

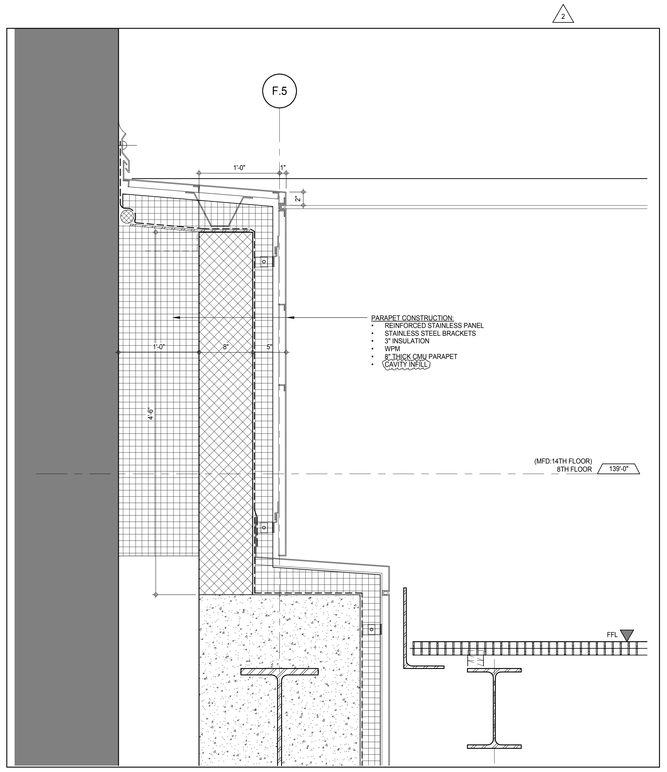

WEST PARAPET LEVEL 8 1
A-810
1 1/2" = 1'-0"

36" x 48" Arch E SHEET SIZE
FILE NAME: C:\Revit Local Files\EXTELL-865-AAI-TWR-CNE_hadiarm.rvt
PLOT DATE: 9/22/2015 12:50:42 PM

DEPT OF BLDGS 421263426 Job Number
E302295506 Scan Code

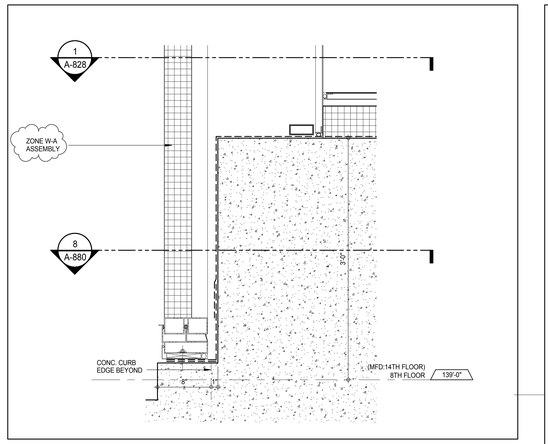

SECTION DETAIL - 8TH FLOOR NORTH EAST CORNER BLADE PANEL (12)
A-880
1 1/2" = 1'-0"

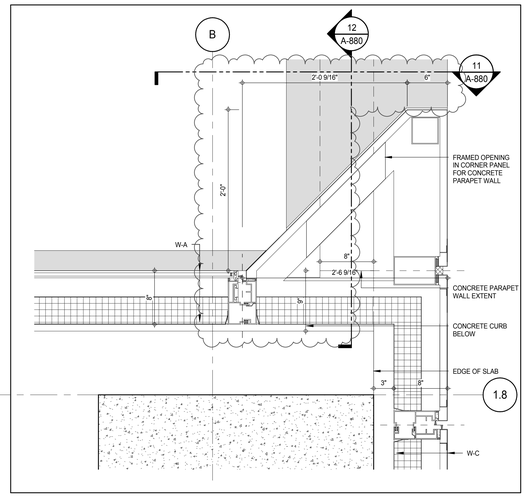

PLAN DETAIL - 8TH FLOOR NORTH EAST CORNER BLADE PANEL (9)
A-828
1 1/2" = 1'-0"

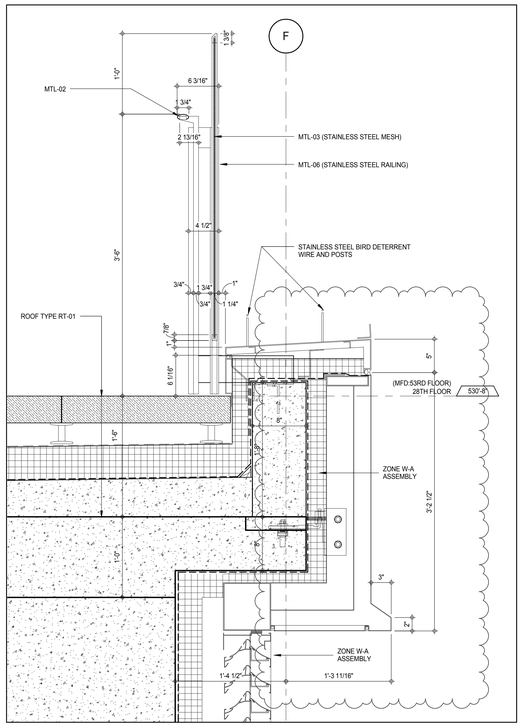

PARAPET 2 - LEVEL 28 (6)
A-847
1 1/2" = 1'-0"

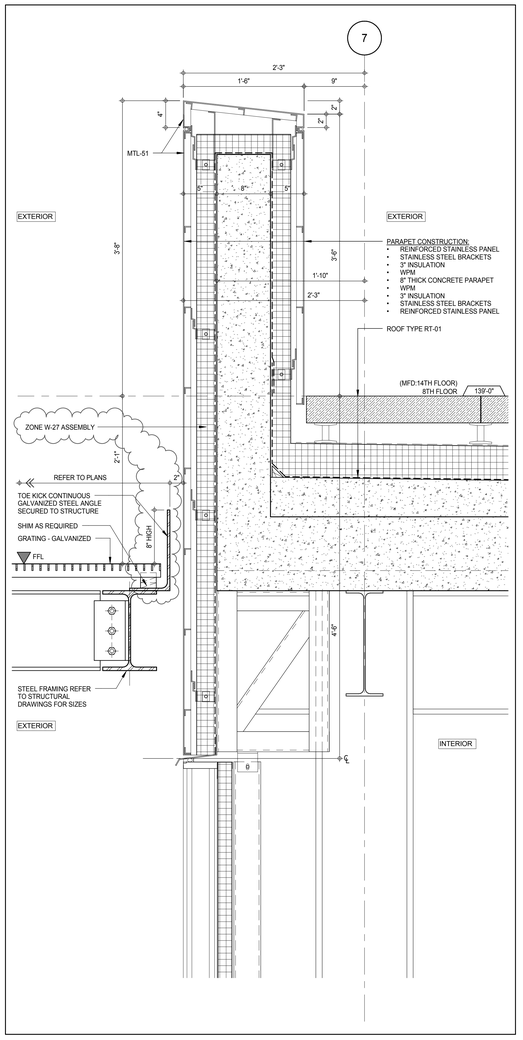

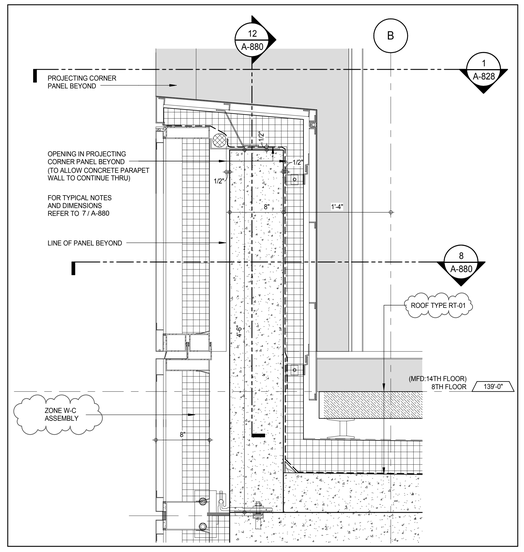

SECTION DETAIL - PARAPET AT NORTH EAST CORNER BLADE PANEL (11)
A-880
1 1/2" = 1'-0"

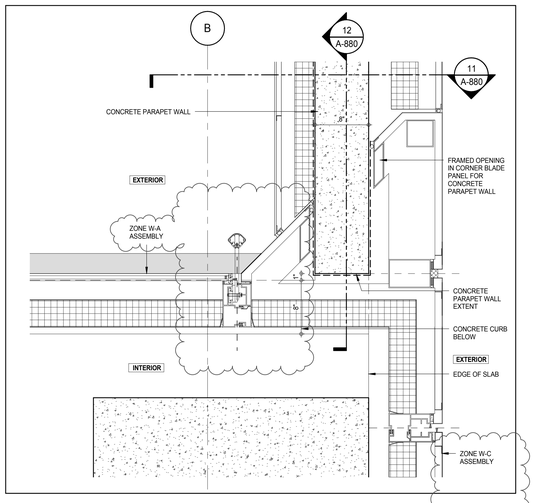

PLAN DETAIL - 8TH FLOOR NORTH EAST CORNER BLADE PANEL (8)
A-880
1 1/2" = 1'-0"

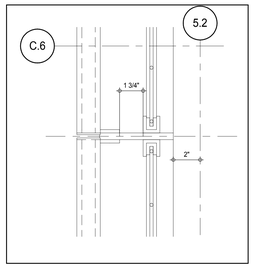

PARAPET 2 PLAN DETAIL (3)
A-880
3" = 1'-0"

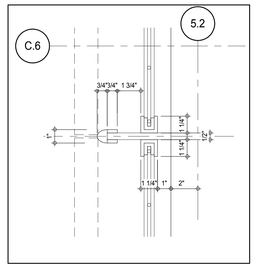

PARAPET 2 PLAN DETAIL (5)
A-880
3" = 1'-0"

SOUTH PARAPET 22 - LEVEL 8 (4)
A-810
1 1/2" = 1'-0"

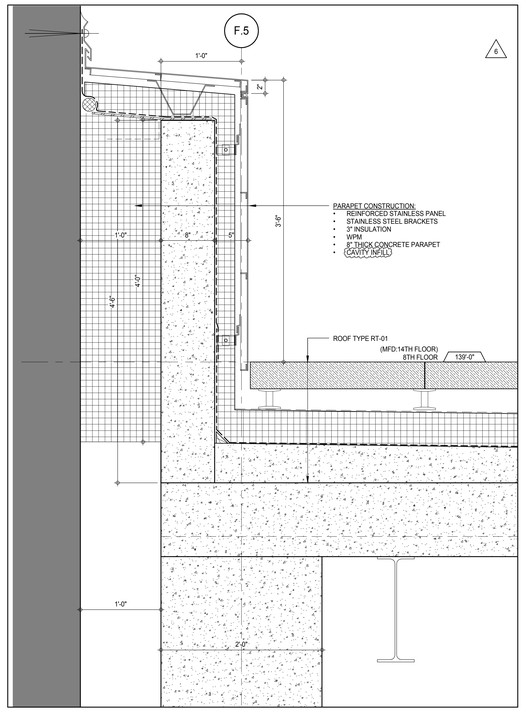

WEST PARAPET 24 - LEVEL 8 (10)
A-811
1 1/2" = 1'-0"

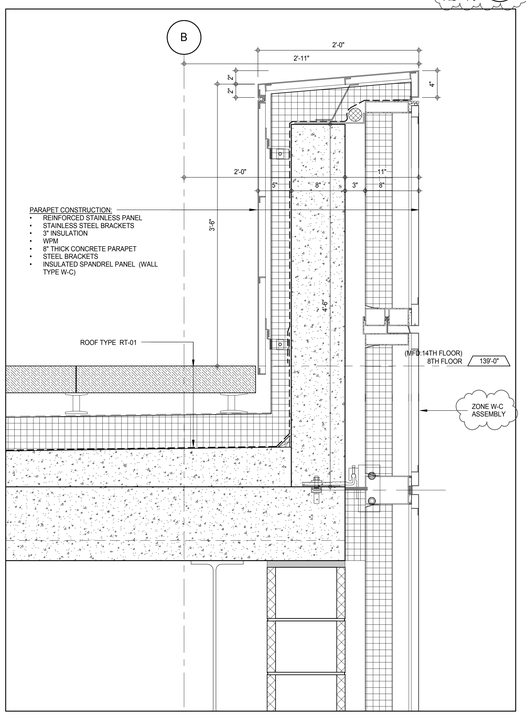

EAST PARAPET 23 - LEVEL 8 (7)
A-827
1 1/2" = 1'-0"

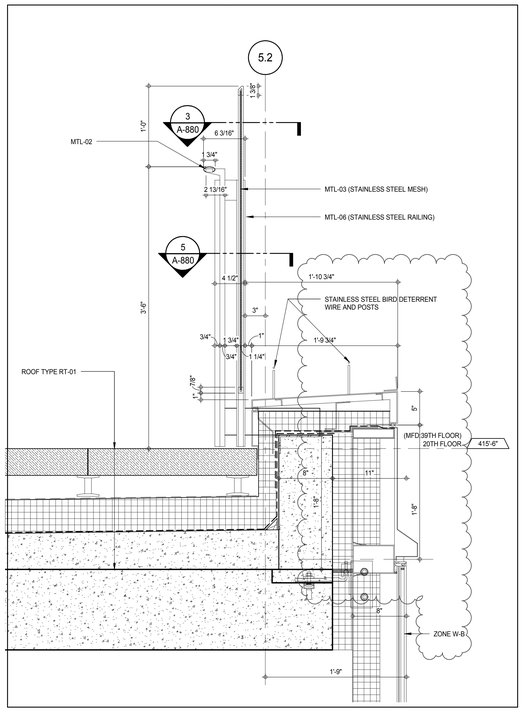

PARAPET 2 - LEVEL 20 (2)
A-842
1 1/2" = 1'-0"

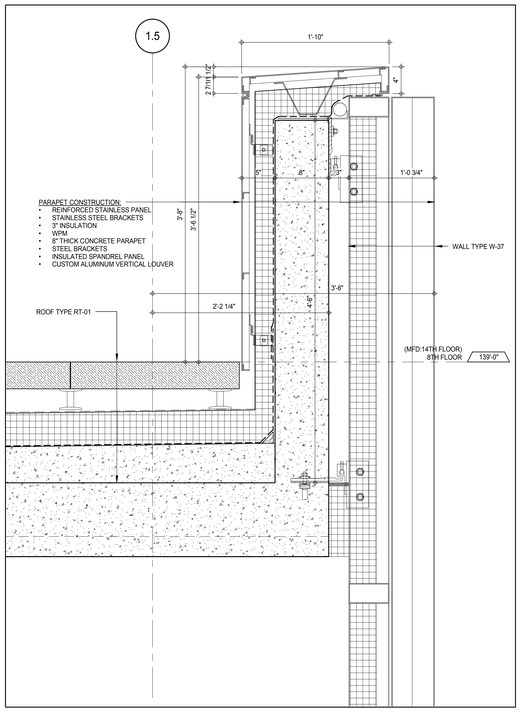

NORTH PARAPET 21 - LEVEL 8 (1)
A-515
1 1/2" = 1'-0"

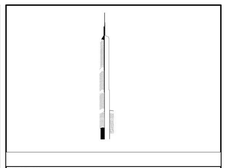

KEY PLAN:

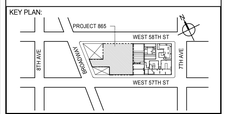

PROJECT NORTH: TRUE NORTH

DEVELOPER:
EXTELL DEVELOPMENT COMPANY
805 THIRD AVENUE, 7TH FLOOR
New York, NY 10022 USA
TEL: 212 712 6000 FAX: 212 712 6100

DESIGN ARCHITECT: Base Building Shell & Core
ADRIAN SMITH + GORDON GILL ARCHITECTURE
111 WEST MONROE STREET SUITE 2300
CHICAGO IL 60603
TEL: 312 920 1888 FAX: 312 920 1775

INTERIOR DESIGNER: Residential
Rottet Architecture and Design Studio, PLLC
298 Fifth Ave, 7th Floor
New York, NY 10001
TEL: 646 998 7000 FAX:

ARCHITECT OF RECORD: Base Building Shell, Core, & Residential
AAI ARCHITECTS, P.C.
401 Wellington St. W., 3rd Floor
Toronto, ON M5V 1E7 Canada
TEL: 416 967 1500 FAX: 416 967 7150

STRUCTURAL ENGINEERS:
WSP CANTOR SEINUK
228 EAST 45th Street
New York, NY 10017 USA
TEL: 212 687 9888 FAX: 646 487 5501

MEP ENGINEERS:
AKF GROUP
165 Broadway, 22nd Floor
New York, NY 10006 USA
TEL: 212 354 5656 FAX: 212 354 5668

GEOTECHNICAL ENGINEERS:
Langan Engineering & Environmental Services
21 Penn Plaza - 360 West 31st Street, 8th Floor
New York, NY 10001-2727
TEL: 212 479 5400 FAX: 212 479 5444

CODE CONSULTANTS:
Construction Consulting Associates
100 Church Street
New York, NY 10007
TEL: 212 385 1818 FAX: 212 385 1911

CURTAINWALL CONSULTANT:
AJLP Consulting
40 Worth Street. Suite 826
New York, NY 10013
TEL: 212 757 5659 FAX: 646 219 8508

LANDMARK/PRESERVATION CONSULTANT:
Jan Hird Pokorny Associates, Inc.
39 West 37th Street, 12A
New York, NY 10018
TEL: 212 759 6462 FAX: 212 759 6540

No.	DESCRIPTION	DATE
1	CD PROGRESS ISSUE 1	15 OCT 14
2	CD PROGRESS ISSUE 2	19 DEC 14
3	D.O.B. SUBMISSION	18 FEB 15
4	CD PROGRESS ISSUE 3	09 MAR 15
	D.O.B. SUBMISSION	27 APR 15
5	CD PROGRESS ISSUE 4	01 JUN 15
6	CD PROGRESS ISSUE 5	10 AUG 15
	D.O.B. AMENDMENT 2	21 SEP 15

NOT FOR BID/CONSTRUCTION

Discrepancies must be reported immediately to the Architect before proceeding. Only figured dimensions are to be used. Contractors must check all dimensions on site. This drawing is protected by copyright.

ALL DIMENSIONS ARE SHOWN IN IMPERIAL.

CONSULTANT: AAI ARCHITECTS, P.C.

PROJECT:
217 WEST 57TH STREET
NEW YORK, NY

DRAWING TITLE:
ROOF DETAILS

SEAL & SIGNATURE:

DATE:	15 OCT 14
PROJECT No:	1216-00
DRAWN: Author	REV:
CHK: Checker	6
SCALE: As indicated	
DWG No:	A-880.01
DOB PAGE No:	478 of 569

DOB EMPLOYEE STAMP: DOB B-SCAN:

36" x 48" Arch E SHEET SIZE
FILE NAME: C:\Revit Local Files\EXTELL-865-AAI-TWR-CNF_bsdarch.rvt
PLOT DATE: 9/22/2015 12:51:39 PM

DEPT OF BLDGS 421208505 Job Number
E3436742743 Scan Code

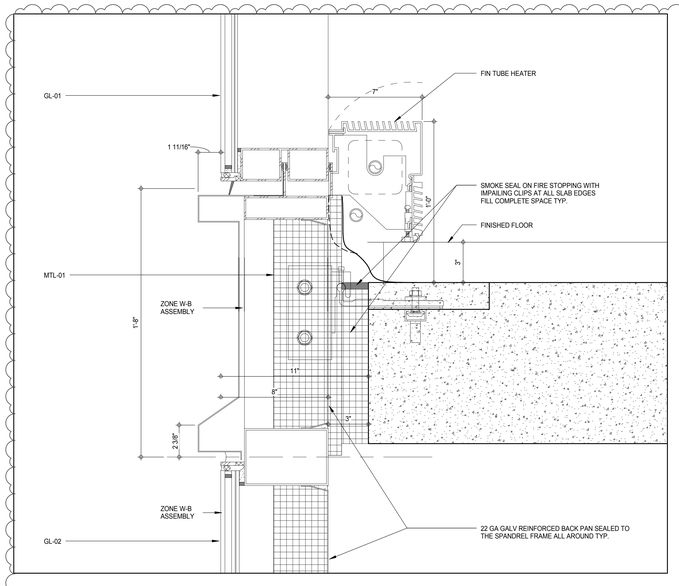

W-B SECTION AT SLAB LEVEL SPANDREL (12)
A-828
3" = 1'-0"

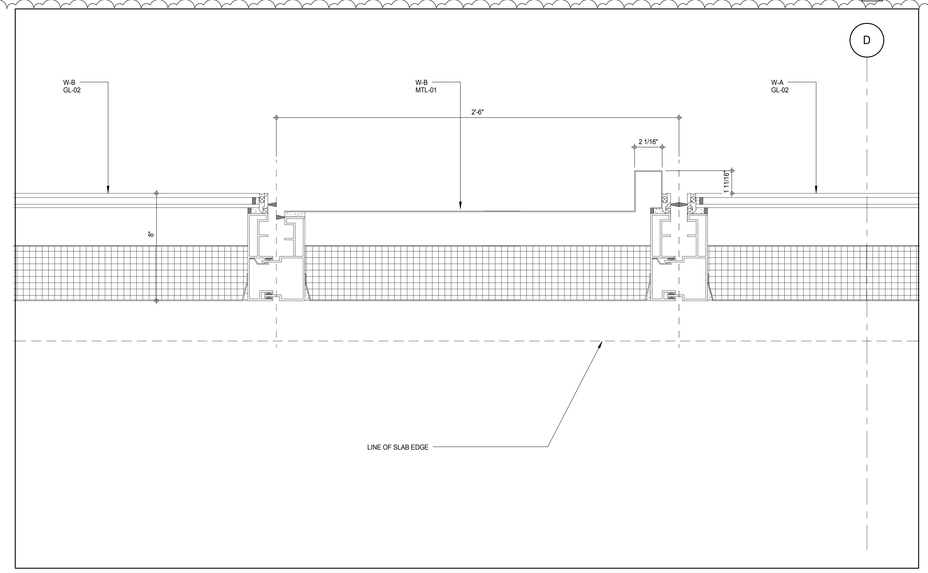

W-B PLAN DETAIL AT RECESSED PANEL (9)
A-828
3" = 1'-0"

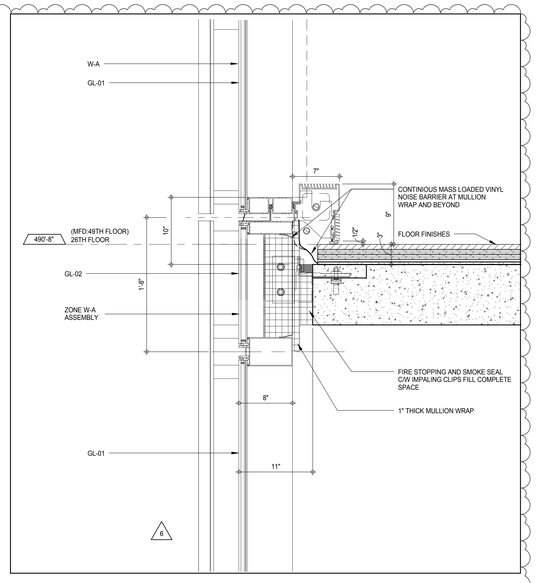

W-A SECTION DETAIL AT CURTAIN WALL SLAB LEVEL (3)
A-847
1 1/2" = 1'-0"

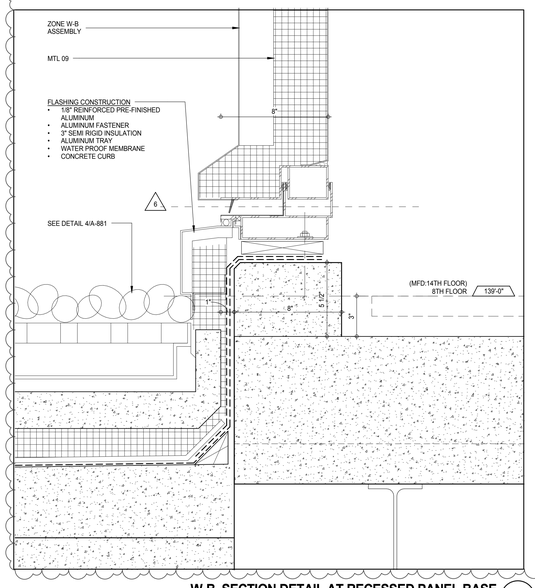

W-B SECTION DETAIL AT RECESSED PANEL BASE (11)
A-828
3" = 1'-0"

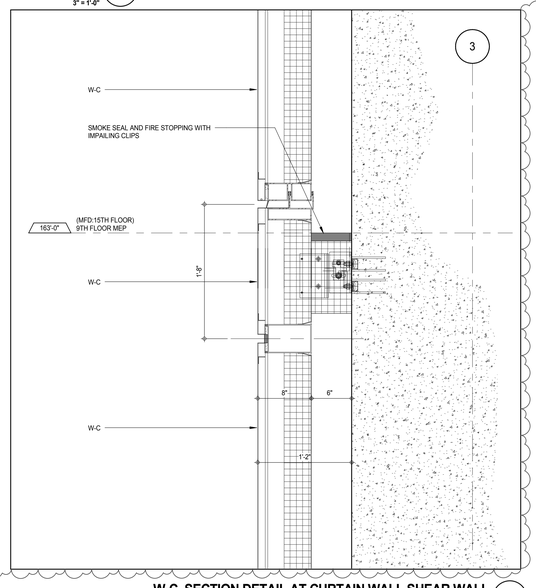

W-C SECTION DETAIL AT CURTAIN WALL SHEAR WALL (8)
A-830
1 1/2" = 1'-0"

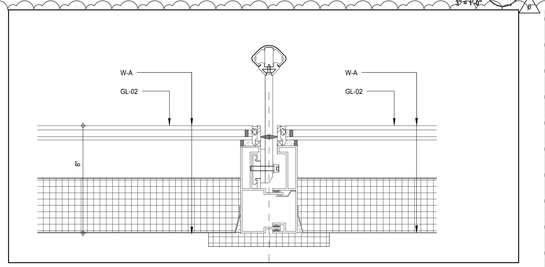

W-A PLAN DETAIL AT SPANDREL GLASS (6)
A-828
3" = 1'-0"

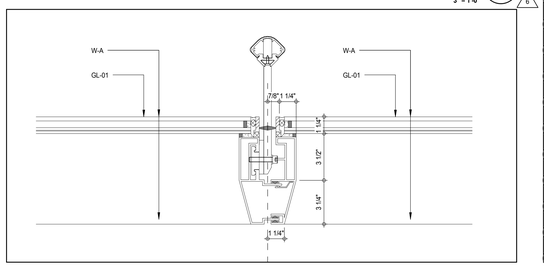

W-A PLAN DETAIL AT VISION GLASS (5)
A-828
3" = 1'-0"

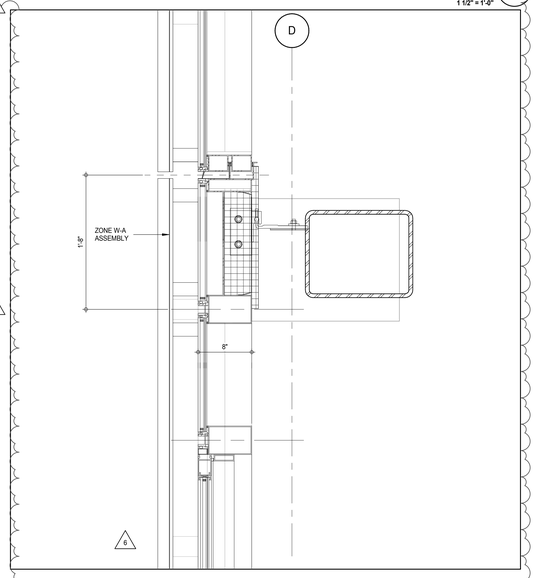

W-A SECTION DETAIL AT DOOR HEAD LEVEL 8 (2)
A-831
1 1/2" = 1'-0"

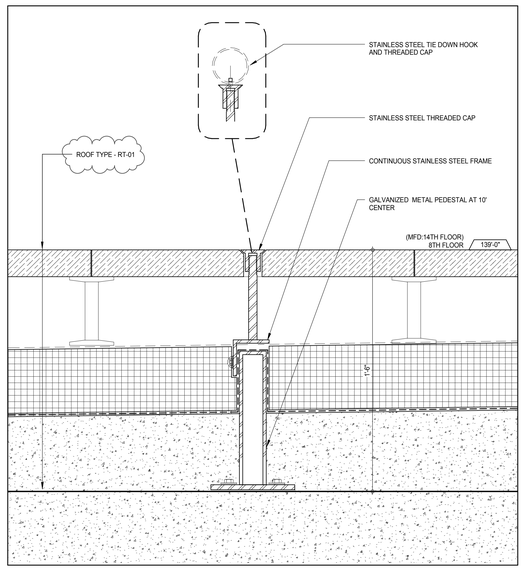

SECTION DETAIL AT ROOF ANCHOR (10)
A-831
3" = 1'-0"

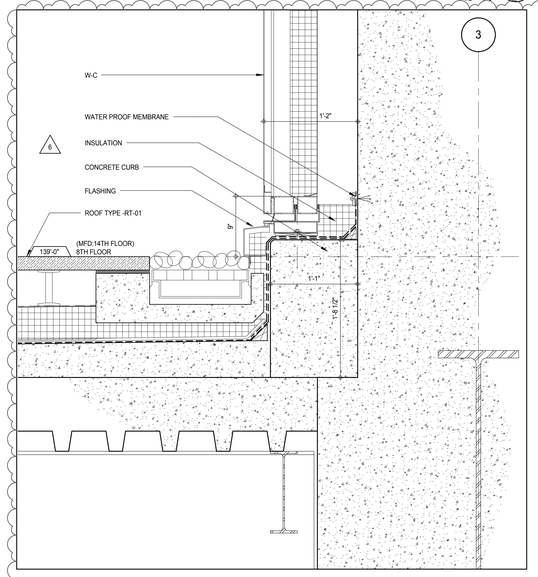

W-C SECTION DETAIL AT CURTAIN WALL BASE AT SHEAR WALL LEVEL 8 (7)
A-515
1 1/2" = 1'-0"

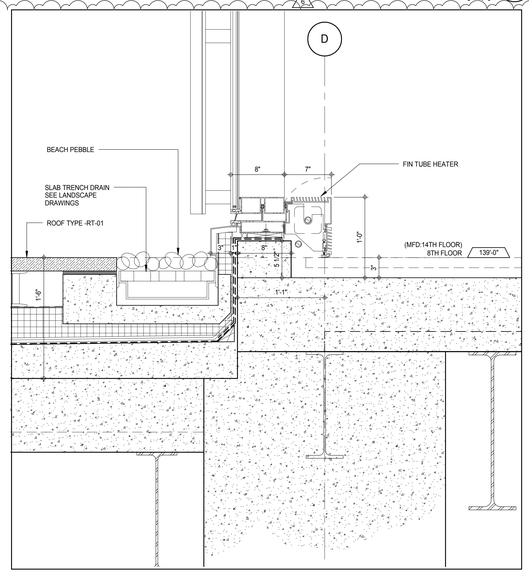

W-A SECTION DETAIL AT CURTAIN WALL BASE LEVEL 8 (4)
A-831
1 1/2" = 1'-0"

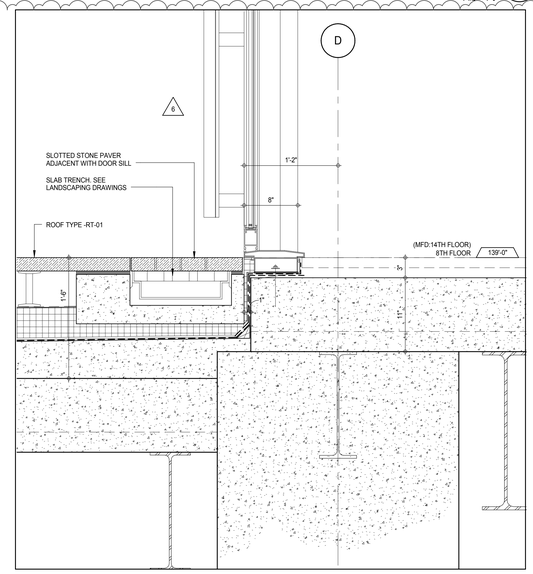

W-A SECTION DETAIL AT DOOR SILL LEVEL 8 (1)
A-831
1 1/2" = 1'-0"



PROJECT NORTH | TRUE NORTH

DEVELOPER:
EXTELL DEVELOPMENT COMPANY
805 THIRD AVENUE, 7TH FLOOR
New York, NY 10022 USA
TEL: 212 712 6000 FAX: 212 712 6100

DESIGN ARCHITECT: Base Building Shell & Core
ADRIAN SMITH + GORDON GILL ARCHITECTURE
111 WEST MONROE STREET SUITE 2300
CHICAGO IL 60603
TEL: 312 920 1888 FAX: 312 920 1775

INTERIOR DESIGNER: Residential
Rottet Architecture and Design Studio, PLLC
298 Fifth Ave, 7th Floor
New York, NY 10001
TEL: 646 998 7000 FAX:

ARCHITECT OF RECORD: Base Building Shell, Core, & Residential
AAI ARCHITECTS, P.C.
401 Wellington St. W., 3rd Floor
Toronto, ON M5V 1E7 Canada
TEL: 416 967 1500 FAX: 416 967 7150

STRUCTURAL ENGINEERS:
WSP CANTOR SEINUK
228 EAST 45th Street
New York, NY 10017 USA
TEL: 212 687 9888 FAX: 646 487 5501

MEP ENGINEERS:
AKF GROUP
165 Broadway, 22nd Floor
New York, NY 10006 USA
TEL: 212 354 5656 FAX: 212 354 5668

GEOTECHNICAL ENGINEERS:
Langan Engineering & Environmental Services
21 Penn Plaza - 360 West 31st Street, 8th Floor
New York, NY 10001-2727
TEL: 212 479 5400 FAX: 212 479 5444

CODE CONSULTANTS:
Construction Consulting Associates
100 Church Street
New York, NY 10007
TEL: 212 385 1818 FAX: 212 385 1911

CURTAINWALL CONSULTANT:
AJLP Consulting
40 Worth Street. Suite 826
New York, NY 10013
TEL: 212 757 5659 FAX: 646 219 8508

LANDMARK/PRESERVATION CONSULTANT:
Jan Hird Pokorny Associates, Inc.
39 West 37th Street, 12A
New York, NY 10018
TEL: 212 759 6462 FAX: 212 759 6540

No.	DESCRIPTION	DATE
1	CD PROGRESS ISSUE 1	15 OCT 14
2	CD PROGRESS ISSUE 2	19 DEC 14
3	D.O.B. SUBMISSION	18 FEB 15
4	CD PROGRESS ISSUE 3	09 MAR 15
	D.O.B. SUBMISSION	27 APR 15
5	CD PROGRESS ISSUE 4	01 JUN 15
6	CD PROGRESS ISSUE 5	10 AUG 15
	D.O.B. AMENDMENT 2	21 SEP 15

NOT FOR BID/CONSTRUCTION

Discrepancies must be reported immediately to the Architect before proceeding. Only figured dimensions are to be used. Contractors must check all dimensions on site. This drawing is protected by copyright.

ALL DIMENSIONS ARE SHOWN IN IMPERIAL.

CONSULTANT:
AAI ARCHITECTS, P.C.

PROJECT:
217 WEST 57TH STREET
NEW YORK, NY

DRAWING TITLE:
T1 DETAILS

SEAL & SIGNATURE:

DATE:	15 OCT 14
PROJECT No:	1216-00
DRAWN: Author	REV: 6
CHK: Checker	
SCALE: As indicated	
DWG No:	**A-881.01**
DOB PAGE No:	479 of 569

DOB EMPLOYEE STAMP: DOB B-SCAN:

36" x 48" Arch E SHEET SIZE
FILE NAME: C:\Revit Local Files\EXTELL-865-AAI-TWR-CNF_hadams.rvt
PLOT DATE: 9/28/2015 12:52:24 PM

DEPT OF BLDGS 421263825 Job Number
E314227289 Scan Code

DETAIL REMOVED

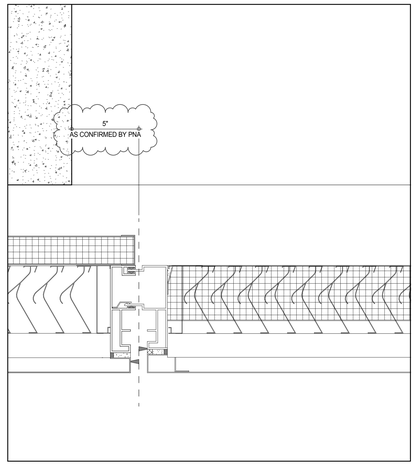

PLAN- W1 PERFORATED MTL-05 IN FRONT OF LVR-03 9
A-830
3" = 1'-0"

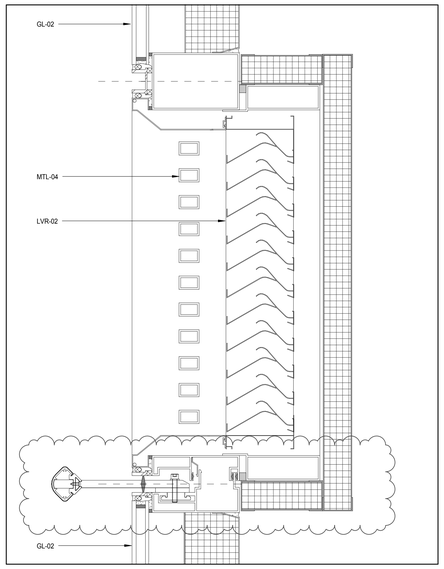

W-A PLAN DETAIL MID LOUVER SLOT 6
A-882
3" = 1'-0"

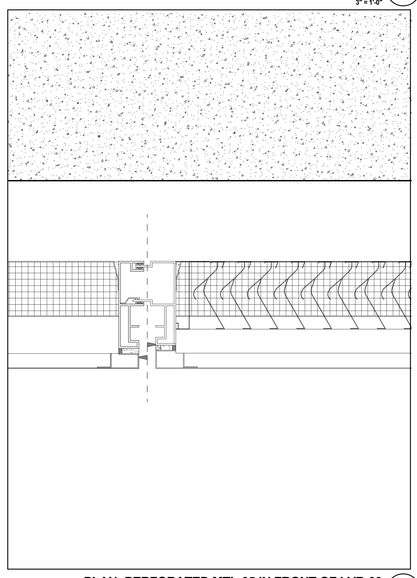

PLAN- PERFORATED MTL-05 IN FRONT OF LVR-03 8
A-838
3" = 1'-0"

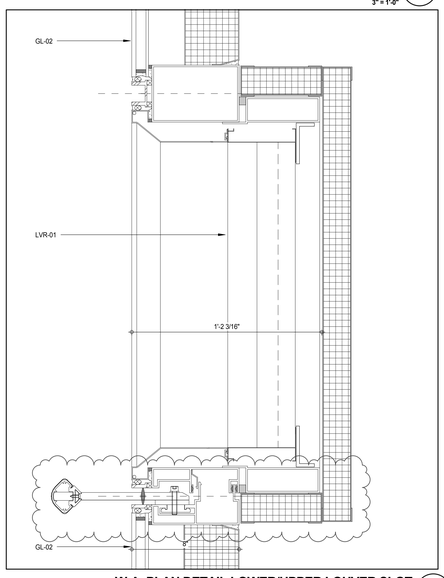

W-A PLAN DETAIL LOWER/UPPER LOUVER SLOT 5
A-828
3" = 1'-0"

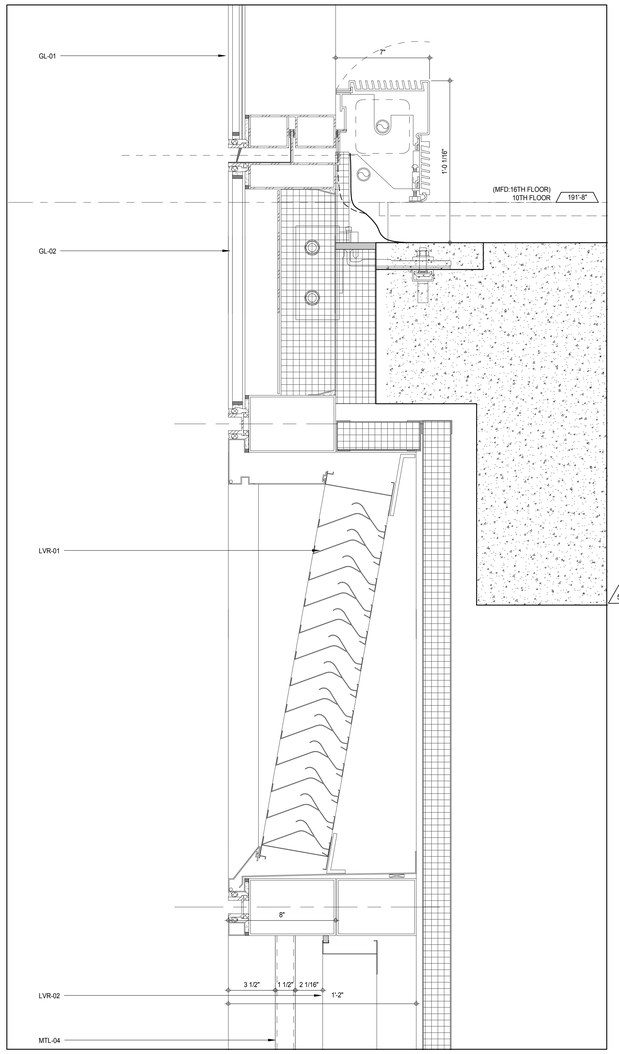

W-A SECTION AT UPPER LOUVER SLOT 4
A-828
3" = 1'-0"

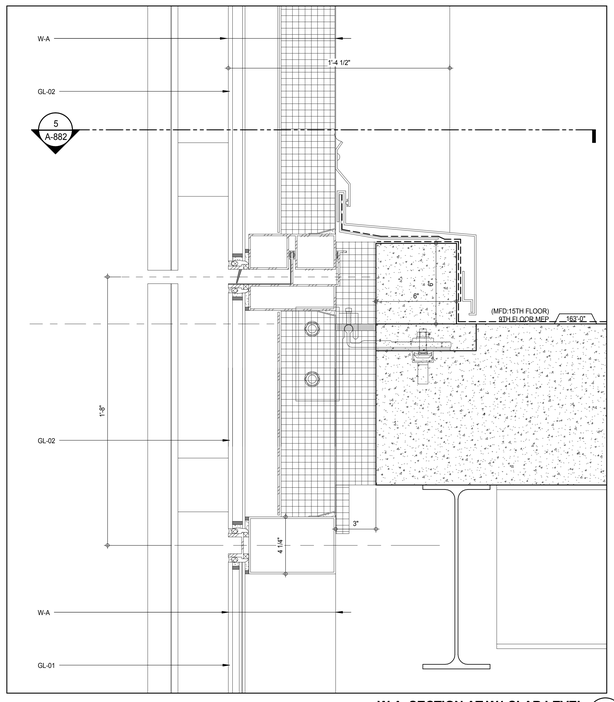

W-A SECTION AT W1 SLAB LEVEL 3
A-828
3" = 1'-0"

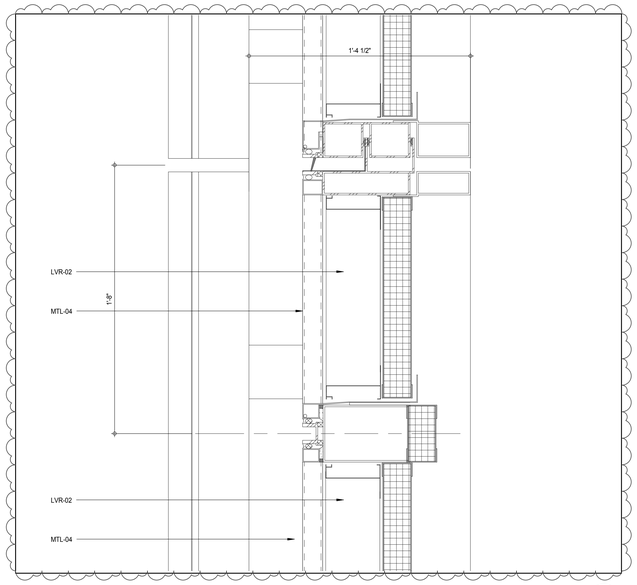

W-A SECTION AT MID LOUVER SLOT 2
A-882
3" = 1'-0"

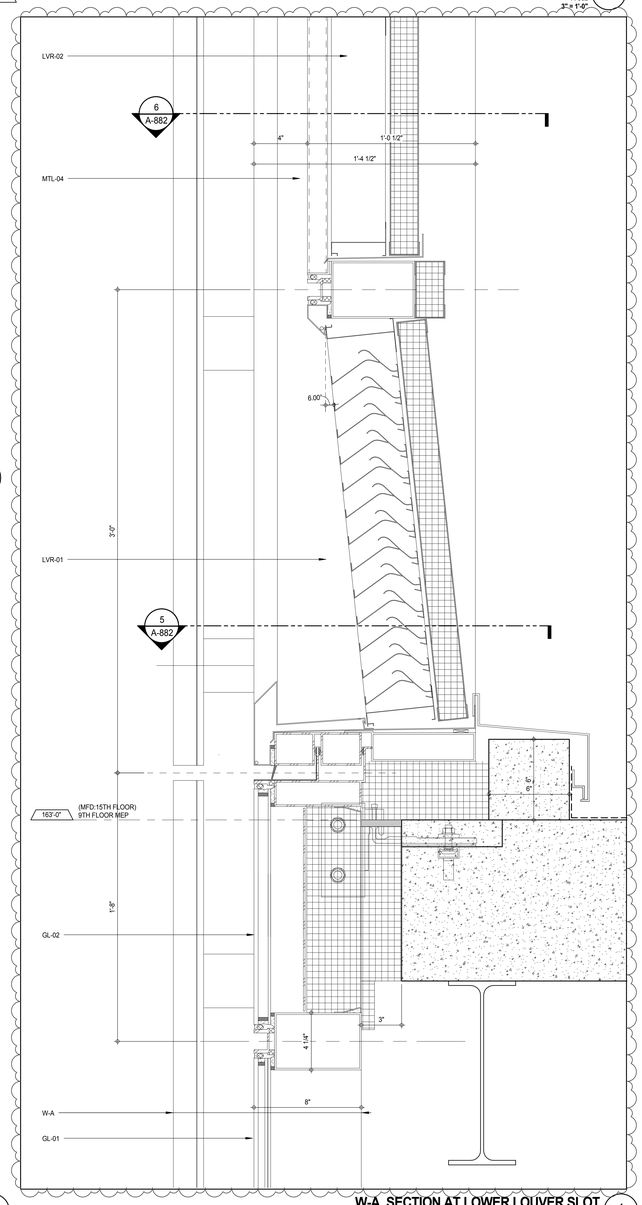

W-A SECTION AT LOWER LOUVER SLOT 1
A-828
3" = 1'-0"

KEY PLAN:

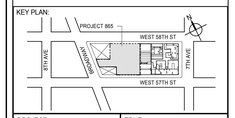

PROJECT NORTH

TRUE NORTH

DEVELOPER:
EXTELL DEVELOPMENT COMPANY
805 THIRD AVENUE, 7TH FLOOR
New York, NY 10022 USA
TEL: 212 712 6000 FAX: 212 712 6100

DESIGN ARCHITECT: Base Building Shell & Core
ADRIAN SMITH + GORDON GILL ARCHITECTURE
111 WEST MONROE STREET SUITE 2300
CHICAGO IL 60603
TEL: 312 920 1888 FAX: 312 920 1775

INTERIOR DESIGNER: Residential
Rottet Architecture and Design Studio, PLLC
298 Fifth Ave, 7th Floor
New York, NY 10001
TEL: 646 998 7000 FAX:

ARCHITECT OF RECORD: Base Building Shell, Core, & Residential
AAI ARCHITECTS, P.C.
401 Wellington St. W., 3rd Floor
Toronto, ON M5V 1E7 Canada
TEL: 416 967 1500 FAX: 416 967 7150

STRUCTURAL ENGINEERS:
WSP CANTOR SEINUK
228 EAST 45th Street
New York, NY 10017 USA
TEL: 212 687 9888 FAX: 646 487 5501

MEP ENGINEERS:
AKF GROUP
165 Broadway, 22nd Floor
New York, NY 10006 USA
TEL: 212 354 5656 FAX: 212 354 5668

GEOTECHNICAL ENGINEERS:
Langan Engineering & Environmental Services
21 Penn Plaza - 360 West 31st Street, 8th Floor
New York, NY 10001-2727
TEL: 212 479 5400 FAX: 212 479 5444

CODE CONSULTANTS:
Construction Consulting Associates
100 Church Street
New York, NY 10007
TEL: 212 385 1818 FAX: 212 385 1911

CURTAINWALL CONSULTANT:
AJLP Consulting
40 Worth Street. Suite 826
New York, NY 10013
TEL: 212 757 5659 FAX: 646 219 8508

LANDMARK/PRESERVATION CONSULTANT:
Jan Hird Pokorny Associates, Inc.
39 West 37th Street, 12A
New York, NY 10018
TEL: 212 759 6462 FAX: 212 759 6540

No.	DESCRIPTION	DATE
1	CD PROGRESS ISSUE 2	19 DEC 14
2	D.O.B. SUBMISSION	18 FEB 15
3	CD PROGRESS ISSUE 3	09 MAR 15
	D.O.B. SUBMISSION	27 APR 15
4	CD PROGRESS ISSUE 4	01 JUN 15
5	CD PROGRESS ISSUE 5	10 AUG 15
	D.O.B. AMENDMENT 2	21 SEP 15

NOT FOR BID/CONSTRUCTION

Discrepancies must be reported immediately to the Architect before proceeding. Only figured dimensions are to be used. Contractors must check all dimensions on site. This drawing is protected by copyright.

ALL DIMENSIONS ARE SHOWN IN IMPERIAL.

CONSULTANT:
AAI ARCHITECTS, P.C.

PROJECT:
217 WEST 57TH STREET
NEW YORK, NY

DRAWING TITLE:
T1 DETAILS

SEAL & SIGNATURE:



DATE:	19 DEC 14
PROJECT No:	1216-00
DRAWN: Author	REV: 5
CHK: Checker	
SCALE: 3" = 1'-0"	
DWG No:	A-882.01
DOB PAGE No:	480 of 569

DOB EMPLOYEE STAMP:

DOB B-SCAN:

36" x 48" Arch E SHEET SIZE
FILE NAME: C:\Revit Local Files\EXTELL-865-AAI-TWR-CNE_hardarm.rvt
PLOT DATE: 9/22/2015 12:33:07 PM

DEPT OF BLDGS 421208305 Job Number
ES9007461950 Scan Code

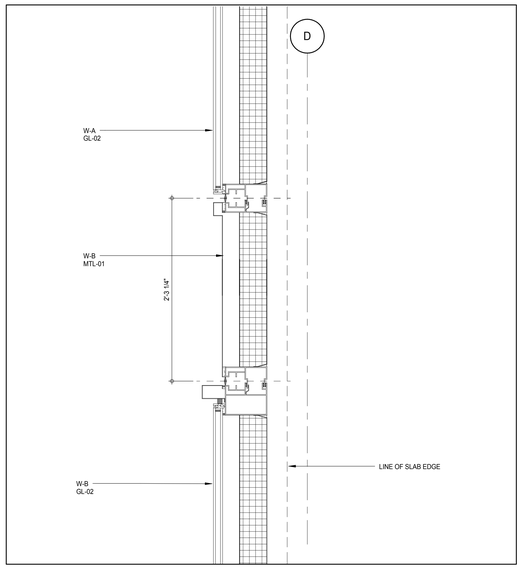

PLAN DETAIL RECESSED PANEL AT L-10 (7)
A-117
1 1/2" = 1'-0"

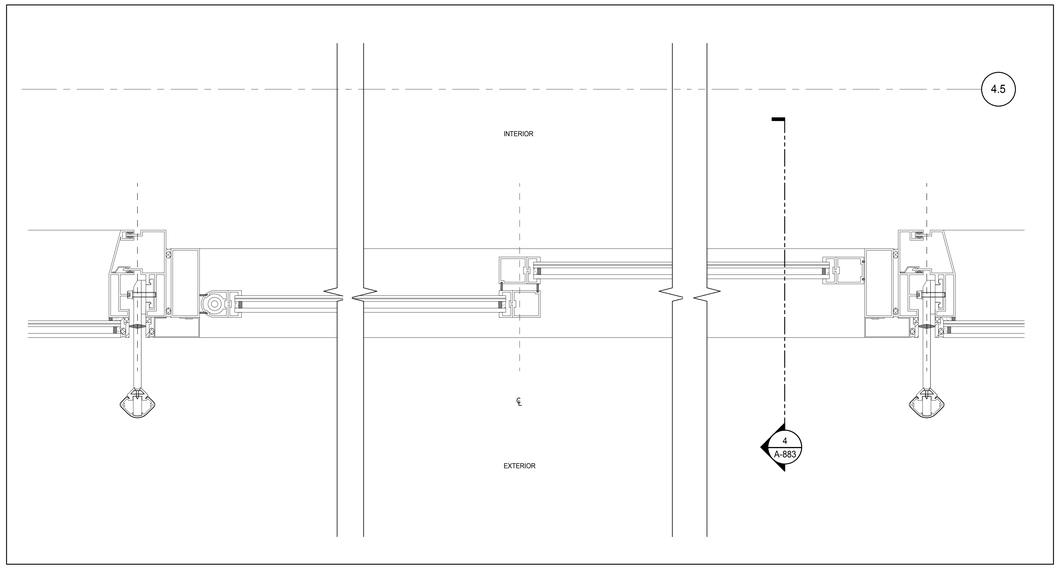

PLAN DETAIL - SLIDING DOOR JAMB (3)
A-134
3" = 1'-0"

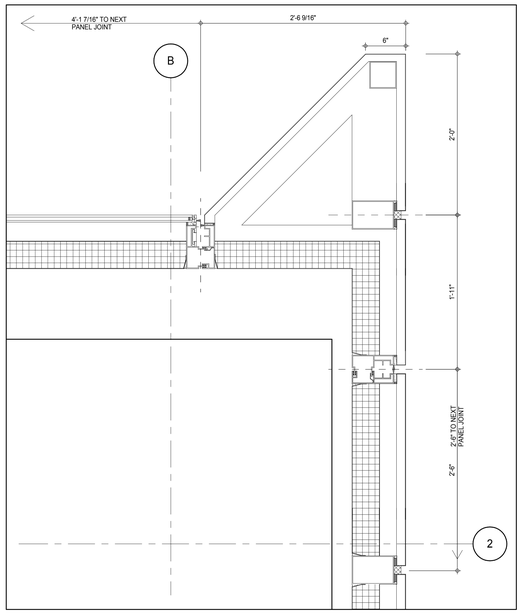

Detail 6 (6)
A-832
1 1/2" = 1'-0"

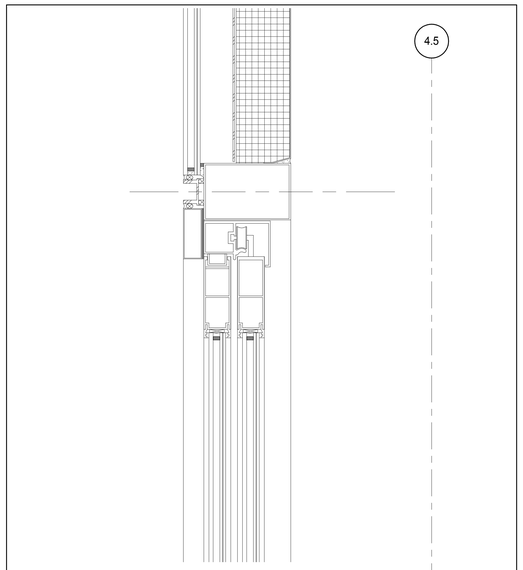

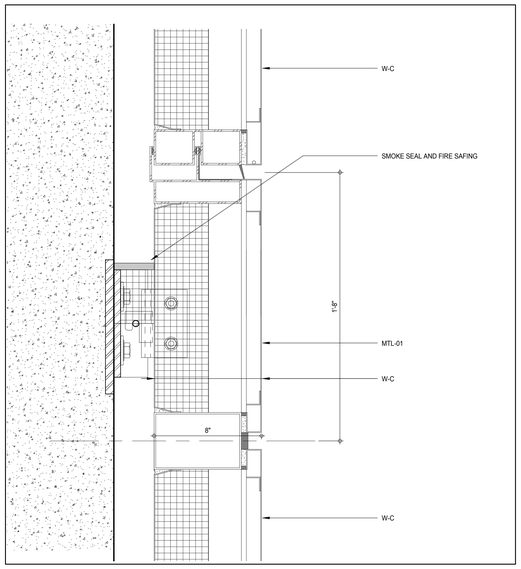

SECTION DETAIL W-C (2)
A-829
3" = 1'-0"

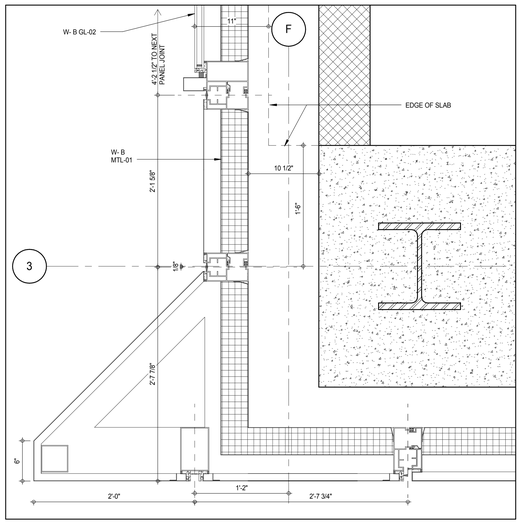

PLAN DETAIL F/3 RECESSED PANEL AT L-9 (5)
A-830
1 1/2" = 1'-0"

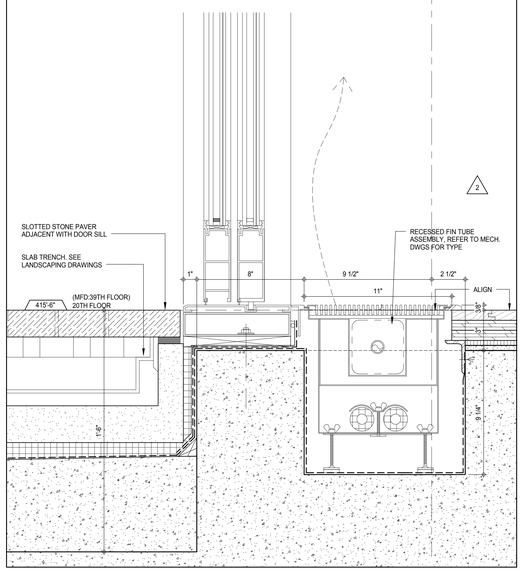

SECTION DETAIL - SLIDING DOOR SILL (4)
A-883
3" = 1'-0"

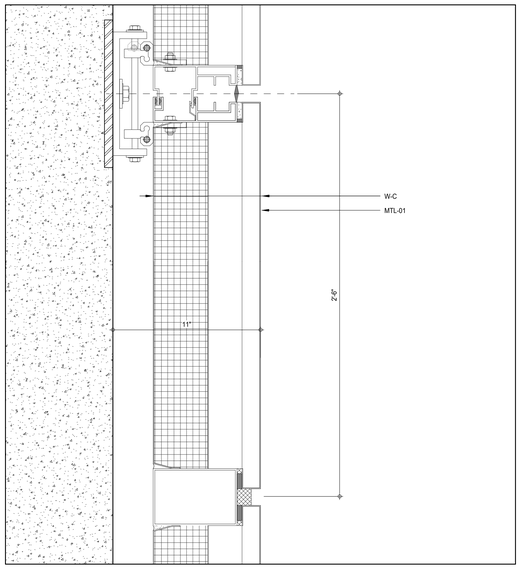

PLAN DETAIL W-C (1)
A-828
3" = 1'-0"

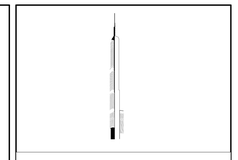

KEY PLAN:

PROJECT NORTH

TRUE NORTH

DEVELOPER:
EXTELL DEVELOPMENT COMPANY
805 THIRD AVENUE, 7TH FLOOR
New York, NY 10022 USA
TEL: 212 712 6000 FAX: 212 712 6100

DESIGN ARCHITECT: Base Building Shell & Core
ADRIAN SMITH + GORDON GILL ARCHITECTURE
111 WEST MONROE STREET SUITE 2300
CHICAGO IL 60603
TEL: 312 920 1888 FAX: 312 920 1775

INTERIOR DESIGNER: Residential
Rottet Architecture and Design Studio, PLLC
298 Fifth Ave, 7th Floor
New York, NY 10001
TEL: 646 998 7000 FAX:

ARCHITECT OF RECORD: Base Building Shell, Core, & Residential
AAI ARCHITECTS, P.C.
401 Wellington St. W., 3rd Floor
Toronto, ON M5V 1E7 Canada
TEL: 416 967 1500 FAX: 416 967 7150

STRUCTURAL ENGINEERS:
WSP CANTOR SEINUK
228 EAST 45th Street
New York, NY 10017 USA
TEL: 212 687 9888 FAX: 646 487 5501

MEP ENGINEERS:
AKF GROUP
165 Broadway, 22nd Floor
New York, NY 10006 USA
TEL: 212 354 5656 FAX: 212 354 5668

GEOTECHNICAL ENGINEERS:
Langan Engineering & Environmental Services
21 Penn Plaza - 360 West 31st Street, 8th Floor
New York, NY 10001-2727
TEL: 212 479 5400 FAX: 212 479 5444

CODE CONSULTANTS:
Construction Consulting Associates
100 Church Street
New York, NY 10007
TEL: 212 385 1818 FAX: 212 385 1911

CURTAINWALL CONSULTANT:
AJLP Consulting
40 Worth Street. Suite 826
New York, NY 10013
TEL: 212 757 5659 FAX: 646 219 8508

LANDMARK/PRESERVATION CONSULTANT:
Jan Hird Pokorny Associates, Inc.
39 West 37th Street, 12A
New York, NY 10018
TEL: 212 759 6462 FAX: 212 759 6540

No.	DESCRIPTION	DATE
1	CD PROGRESS ISSUE 4	01 JUN 15
2	CD PROGRESS ISSUE 5	10 AUG 15
	D.O.B. AMENDMENT 2	21 SEP 15

NOT FOR BID/CONSTRUCTION

Discrepancies must be reported immediately to the Architect before proceeding. Only figured dimensions are to be used. Contractors must check all dimensions on site. This drawing is protected by copyright.

ALL DIMENSIONS ARE SHOWN IN IMPERIAL.

CONSULTANT:

AAI ARCHITECTS, P.C.

PROJECT:

217 WEST 57TH STREET
NEW YORK, NY

DRAWING TITLE:

T1 DETAILS

SEAL & SIGNATURE:

REGISTERED ARCHITECT ADE DAVID JAMES No. 028881 STATE OF NEW YORK

DATE:	19 DEC 14
PROJECT No:	1216-00
DRAWN: Author	REV:
CHK: Checker	2
SCALE: As indicated	
DWG No:	A-883.01
DOB PAGE No:	481 of 569

DOB EMPLOYEE STAMP:

DOB B-SCAN:

36" x 48" Arch E SHEET SIZE
FILE NAME: C:\Revit Local Files\EXTELL-865-AAI-TWR-CNF_bwilkerin.rvt
PLOT DATE: 9/30/2015 2:42:45 PM

DEPT OF BLDGS 421263505 Job Number
E304325993 Scan Code

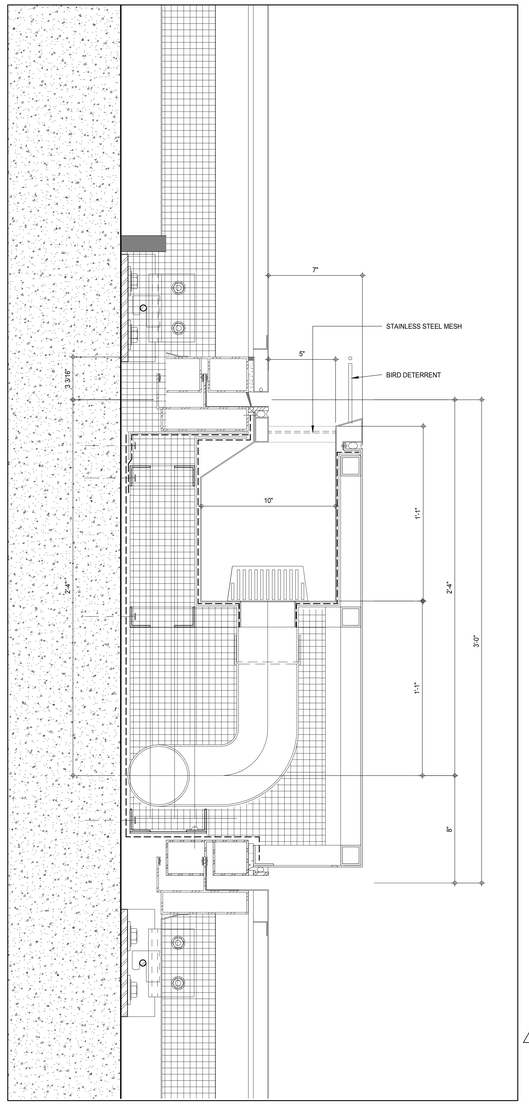

SECTION DETAIL AT GUTTER LOW EAST FACADE 9
3" = 1'-0"

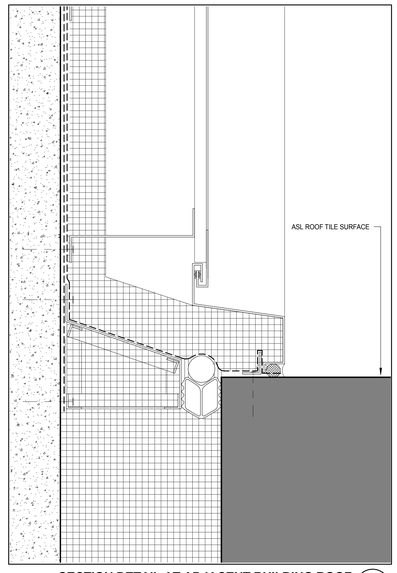

SECTION DETAIL AT ADJACENT BUILDING ROOF 6
A-807
3" = 1'-0"

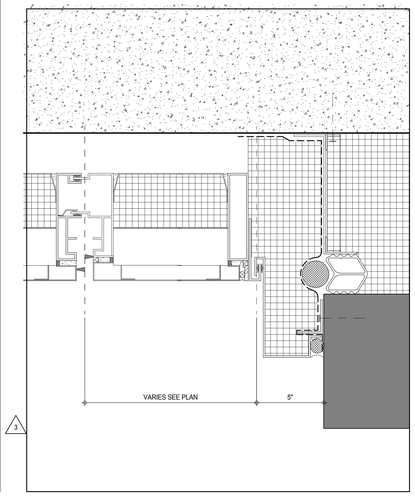

PLAN DETAIL AT ADJACENT BUILDING 4
A-807
3" = 1'-0"

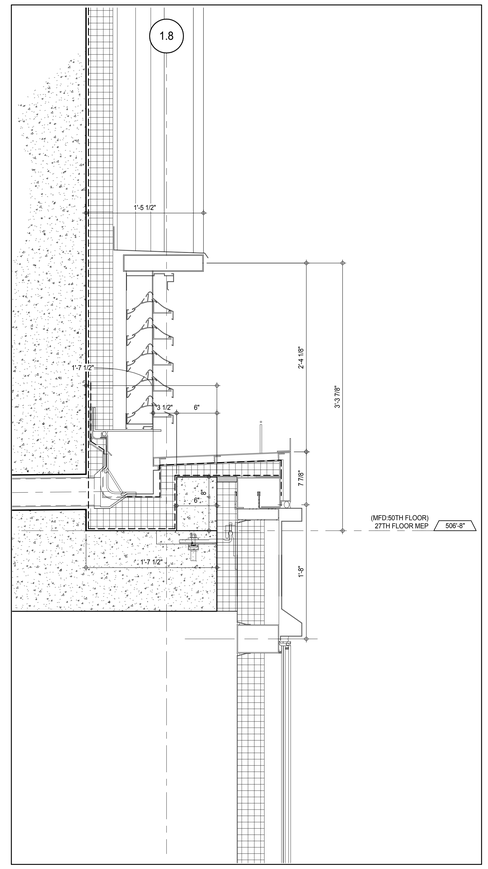

SECTION DETAIL GUTTER ATLEVEL 27 WEST 5
A-845
1 1/2" = 1'-0"

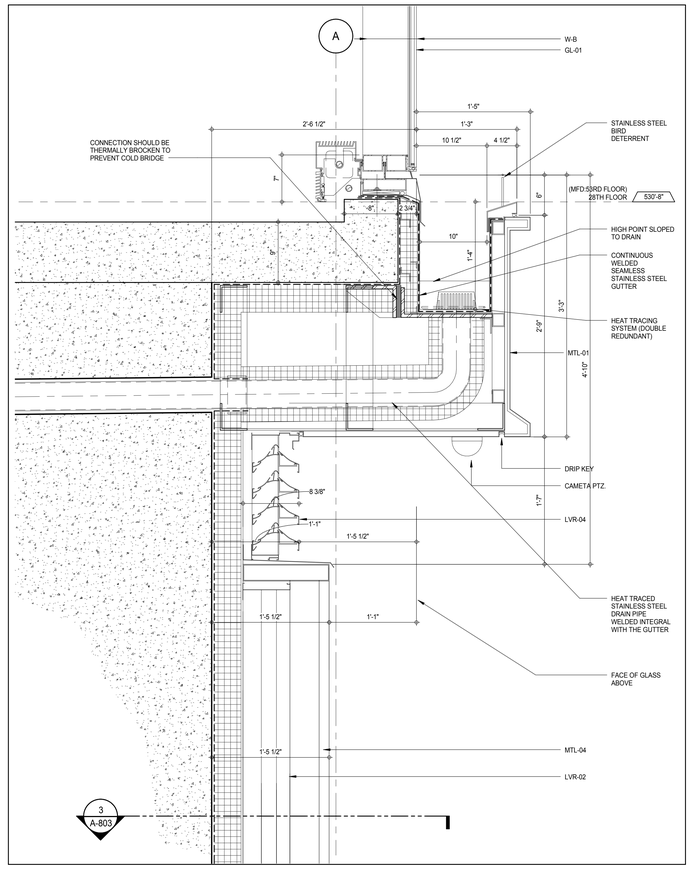

SECTION DETAIL GUTTER AT TOP OF MECHANICAL TRANCHE ABOVE CANTILEVER 2
A-846
1 1/2" = 1'-0"

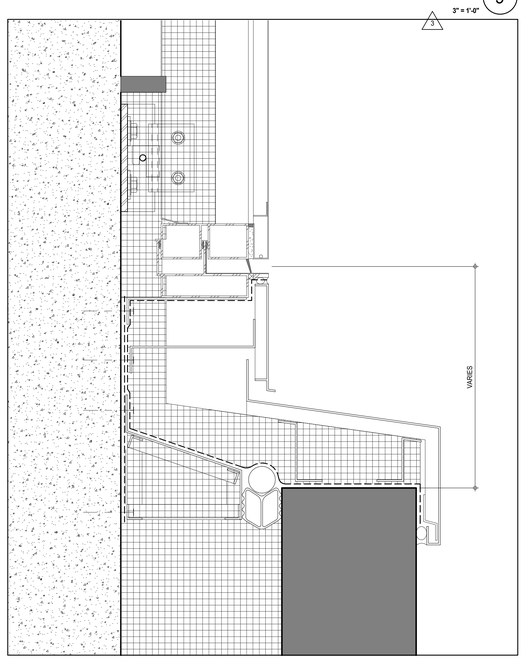

SECTION DETAIL AT ADJACENT BUILDING PARAPET 8
A-807
3" = 1'-0"

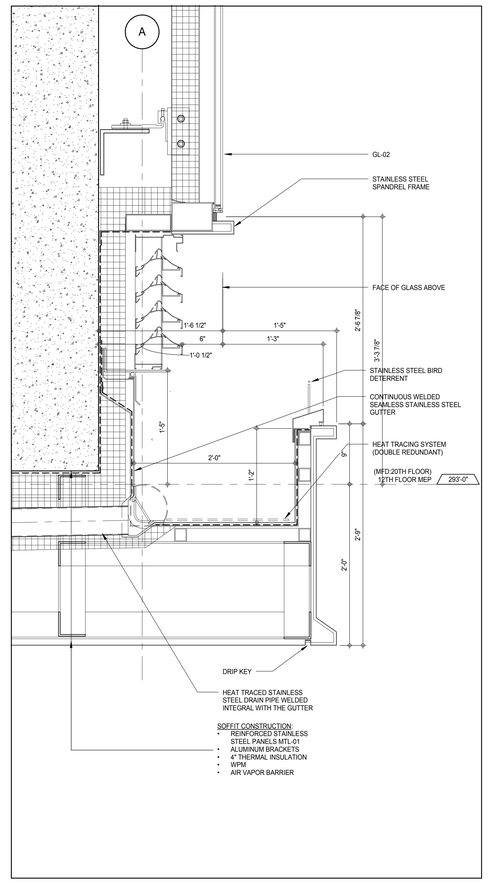

SECTION DETAIL GUTTER AT THE BASE OF CANTILEVER 3
A-837
1 1/2" = 1'-0"

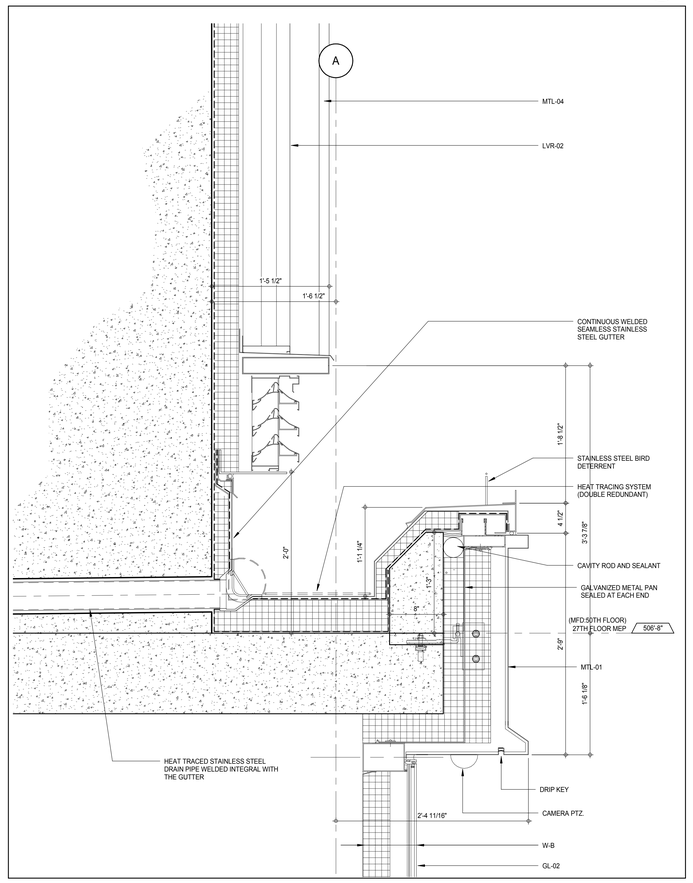

SECTION DETAIL GUTTER AT BOTTOM OF MECHANICAL TRANCHE ABOVE CANTILEVER 1
A-846
1 1/2" = 1'-0"



KEY PLAN:

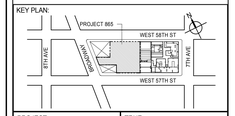

PROJECT NORTH

TRUE NORTH

DEVELOPER:
EXTELL DEVELOPMENT COMPANY
805 THIRD AVENUE, 7TH FLOOR
New York, NY 10022 USA
TEL: 212 712 6000 FAX: 212 712 6100

DESIGN ARCHITECT: Base Building Shell & Core
ADRIAN SMITH + GORDON GILL ARCHITECTURE
111 WEST MONROE STREET SUITE 2300
CHICAGO IL 60603
TEL: 312 920 1888 FAX: 312 920 1775

INTERIOR DESIGNER: Residential
Rottet Architecture and Design Studio, PLLC
298 Fifth Ave, 7th Floor
New York, NY 10001
TEL: 646 998 7000 FAX:

ARCHITECT OF RECORD: Base Building Shell, Core, & Residential
AAI ARCHITECTS, P.C.
401 Wellington St. W., 3rd Floor
Toronto, ON M5V 1E7 Canada
TEL: 416 967 1500 FAX: 416 967 7150

STRUCTURAL ENGINEERS:
WSP CANTOR SEINUK
228 EAST 45th Street
New York, NY 10017 USA
TEL: 212 687 9888 FAX: 646 487 5501

MEP ENGINEERS:
AKF GROUP
165 Broadway, 22nd Floor
New York, NY 10006 USA
TEL: 212 354 5656 FAX: 212 354 5668

GEOTECHNICAL ENGINEERS:
Langan Engineering & Environmental Services
21 Penn Plaza - 360 West 31st Street, 8th Floor
New York, NY 10001-2727
TEL: 212 479 5400 FAX: 212 479 5444

CODE CONSULTANTS:
Construction Consulting Associates
100 Church Street
New York, NY 10007
TEL: 212 385 1818 FAX: 212 385 1911

CURTAINWALL CONSULTANT:
AJLP Consulting
40 Worth Street. Suite 826
New York, NY 10013
TEL: 212 757 5659 FAX: 646 219 8508

LANDMARK/PRESERVATION CONSULTANT:
Jan Hird Pokorny Associates, Inc.
39 West 37th Street, 12A
New York, NY 10018
TEL: 212 759 6462 FAX: 212 759 6540

No.	DESCRIPTION	DATE
1	CD PROGRESS ISSUE 3	09 MAR 15
2	CD PROGRESS ISSUE 4	01 JUN 15
3	CD PROGRESS ISSUE 5	10 AUG 15
	D.O.B. AMENDMENT 2	21 SEP 15

NOT FOR BID/CONSTRUCTION

Discrepancies must be reported immediately to the Architect before proceeding. Only figured dimensions are to be used. Contractors must check all dimensions on site. This drawing is protected by copyright.

ALL DIMENSIONS ARE SHOWN IN IMPERIAL.

CONSULTANT:

AAI ARCHITECTS, P.C.

PROJECT:

217 WEST 57TH STREET
NEW YORK, NY

DRAWING TITLE:

GUTTER DETAILS

SEAL & SIGNATURE:

REGISTERED ARCHITECT WAYNE DAVID JARRETT AS 028881 STATE OF NEW YORK

DATE:	09 MAR 15
PROJECT No:	1216-00
DRAWN: Author	REV:
CHK: Checker	3
SCALE: As indicated	
DWG No:	**A-885.01**
DOB PAGE No:	482 of 569

DOB EMPLOYEE STAMP: DOB B-SCAN:

36" x 48" Arch E SHEET SIZE
FILE NAME: C:\Revit Local Files\EXTELL-865-AAI-TWR-CNF_bulletin.rvt
PLOT DATE: 8/20/2015 12:54:21 PM

DEPT OF BLDGS 421206305 Job Number
E509802304X4 Scan Code

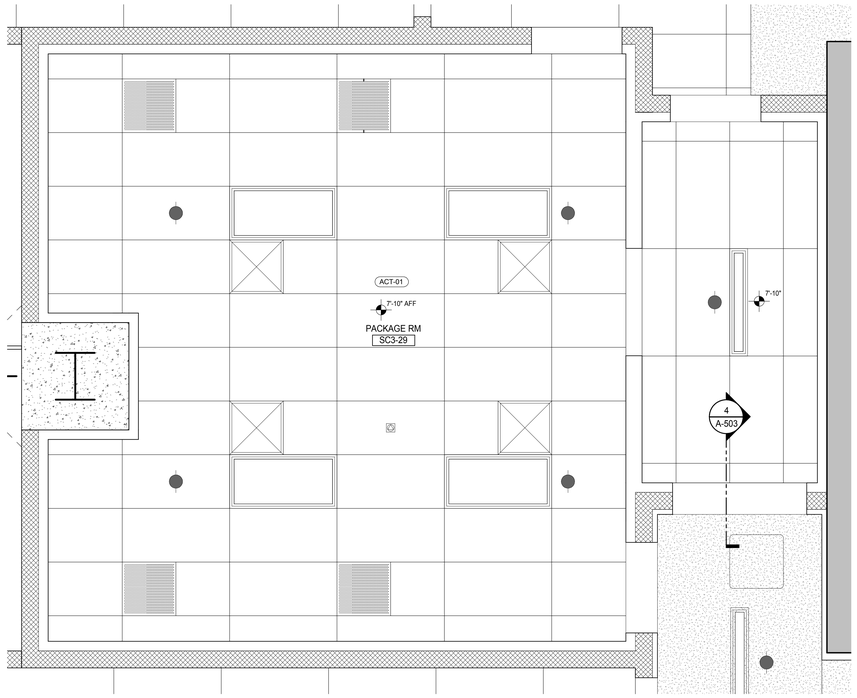

REFLECTED CEILING PLAN - PACKAGE ROOM SC3-29 (11)

A-701
1/2" = 1'-0"

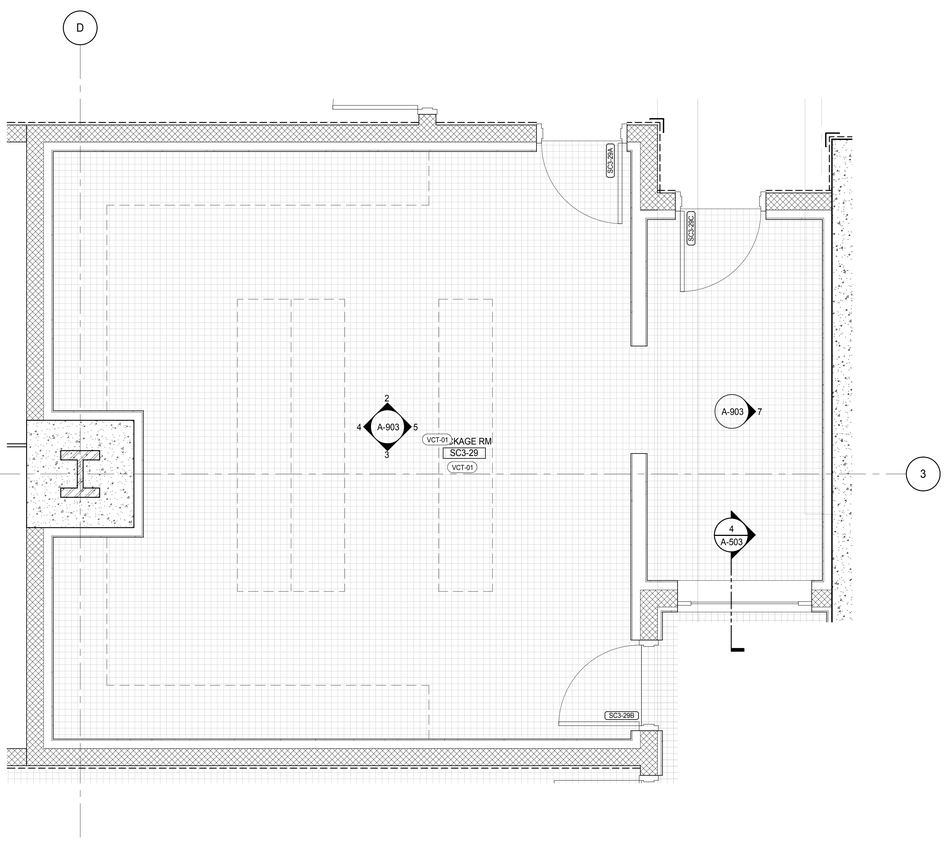

DETAIL PLAN - PACKAGE ROOM SC3-29 (9)

A-402
1/2" = 1'-0"

MATERIAL LEGEND

MATERIAL TAG	DESCRIPTION
ACT-01	ACOUSTIC CEILING TILE
CP-01	CARPET TILE 24"x24"
CT-03	CERAMIC WALL TILE
CT-04	CERAMIC FLOOR TILE
FRP	FIBERGLASS REINFORCES PLASTIC WALL PANEL
GB	GYPSUM BOARD CEILING
PT-06	PAINT
RB-01	RUBBER BASE
RF-01	RESINOUS FLOORING - LIGHT DUTY
RF-02	RESINOUS FLOORING - MEDIUM DUTY FOR CHEMICAL RESISTANCE
RF-03	RESINOUS FLOORING - MEDIUM DUTY
RF-04	RESINOUS FLOORING - MEDIUM DUTY
RF-05	RESINOUS FLOORING - SECONDARY CONTAINMENT
TR-01	TRANSITION STRIP
VCT-01	VINYL COMPOSITION TILE
VCT-02	VINYL COMPOSITION TILE - STATIC DISSIPATIVE

*NO TOLERANCE PERMITTED, DIMENSION SHOWN TO BE EXACT

KEYNOTE LEGEND:

TAG #	DESCRIPTION
CAP-01	COIN OPERATED WASHING MACHINE
CT-06	
PL-72	LAUNDRY TUB
VCT-01	RESILENT TILE FLOORING

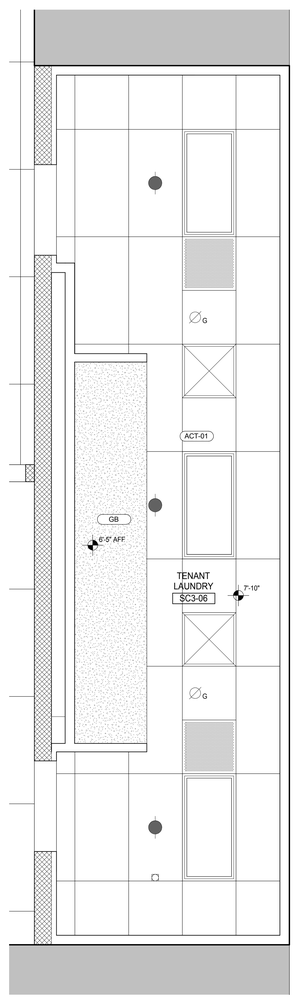

SUB CELLAR 3 - TENANT LAUNDRY RCP (5)

A-701
1/2" = 1'-0"

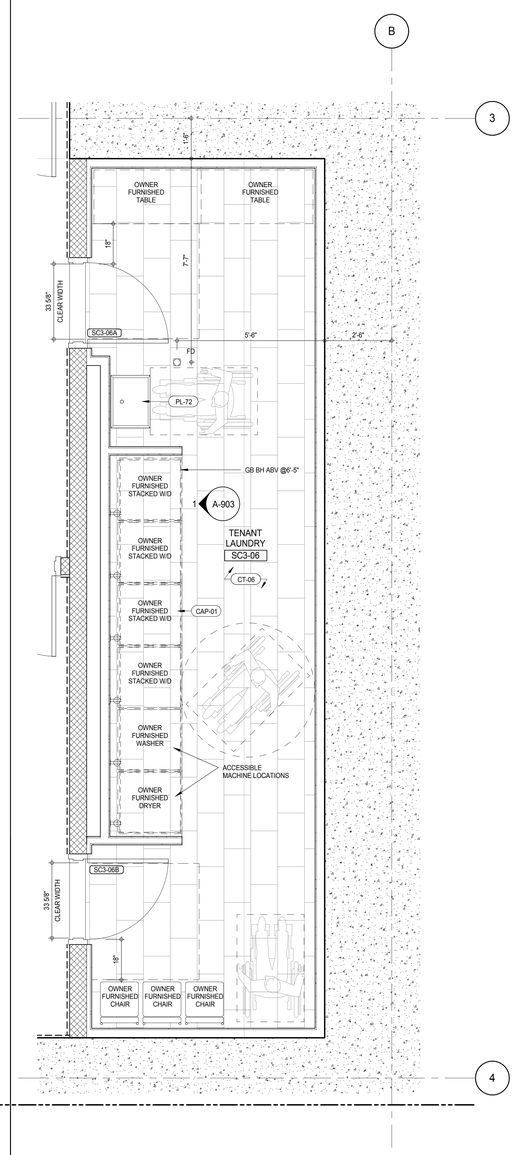

SUB CELLAR 3 - TENANT LAUNDRY PLAN (1)

A-402
1/2" = 1'-0"

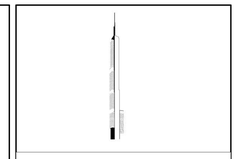

KEY PLAN:

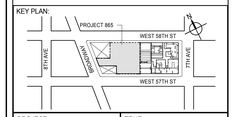

PROJECT NORTH

TRUE NORTH

DEVELOPER:
EXTELL DEVELOPMENT COMPANY
805 THIRD AVENUE, 7TH FLOOR
New York, NY 10022 USA
TEL: 212 712 6000 FAX: 212 712 6100

DESIGN ARCHITECT: Base Building Shell & Core
ADRIAN SMITH + GORDON GILL ARCHITECTURE
111 WEST MONROE STREET SUITE 2300
CHICAGO IL 60603
TEL: 312 920 1888 FAX: 312 920 1775

INTERIOR DESIGNER: Residential
Rottet Architecture and Design Studio, PLLC
298 Fifth Ave, 7th Floor
New York, NY 10001
TEL: 646 998 7000 FAX:

ARCHITECT OF RECORD: Base Building Shell, Core, & Residential
AAI ARCHITECTS, P.C.
401 Wellington St. W., 3rd Floor
Toronto, ON M5V 1E7 Canada
TEL: 416 967 1500 FAX: 416 967 7150

STRUCTURAL ENGINEERS:
WSP CANTOR SEINUK
228 EAST 45th Street
New York, NY 10017 USA
TEL: 212 687 9888 FAX: 646 487 5501

MEP ENGINEERS:
AKF GROUP
165 Broadway, 22nd Floor
New York, NY 10006 USA
TEL: 212 354 5656 FAX: 212 354 5668

GEOTECHNICAL ENGINEERS:
Langan Engineering & Environmental Services
21 Penn Plaza - 360 West 31st Street, 8th Floor
New York, NY 10001-2727
TEL: 212 479 5400 FAX: 212 479 5444

CODE CONSULTANTS:
Construction Consulting Associates
100 Church Street
New York, NY 10007
TEL: 212 385 1818 FAX: 212 385 1911

CURTAINWALL CONSULTANT:
AJLP Consulting
40 Worth Street. Suite 826
New York, NY 10013
TEL: 212 757 5659 FAX: 646 219 8508

LANDMARK/PRESERVATION CONSULTANT:
Jan Hird Pokorny Associates, Inc.
39 West 37th Street, 12A
New York, NY 10018
TEL: 212 759 6462 FAX: 212 759 6540

No.	DESCRIPTION	DATE
1	CD PROGRESS ISSUE 1	15 OCT 14
2	CD PROGRESS ISSUE 2	19 DEC 14
3	D.O.B. SUBMISSION	18 FEB 15
4	CD PROGRESS ISSUE 3	09 MAR 15
	D.O.B. SUBMISSION	27 APR 15
5	CD PROGRESS ISSUE 4	01 JUN 15
6	CD PROGRESS ISSUE 5	10 AUG 15
	D.O.B. AMENDMENT 2	21 SEP 15

ISSUED AS: AI-001 - CD PROGRESS ISSUE 3 - 09 MAR 15

NOT FOR BID/CONSTRUCTION

Discrepancies must be reported immediately to the Architect before proceeding. Only figured dimensions are to be used. Contractors must check all dimensions on site. This drawing is protected by copyright.

ALL DIMENSIONS ARE SHOWN IN IMPERIAL.

CONSULTANT:

AAI ARCHITECTS, P.C.

PROJECT:

217 WEST 57TH STREET
NEW YORK, NY

DRAWING TITLE:

SC3 - BOH INTERIOR PLAN DETAIL

SEAL & SIGNATURE:

REGISTERED ARCHITECT WILLIAM DAVID JAMES 028885 STATE OF NEW YORK

DATE:	15 OCT 14
PROJECT No:	1216-00
DRAWN: Author	REV:
CHK: Checker	6
SCALE: As indicated	
DWG No:	A-901.01
DOB PAGE No:	483 of 569

DOB EMPLOYEE STAMP:

DOB B-SCAN:

36" x 48" Arch E SHEET SIZE
FILE NAME: C:\Revit Local Files\EXTELL-865-AAI-TWR-CNF_Jupiter.rvt
PLOT DATE: 9/28/2015 12:54:59 PM

DEPT OF BLDGS 421206505 Job Number
E320518183 Scan Code

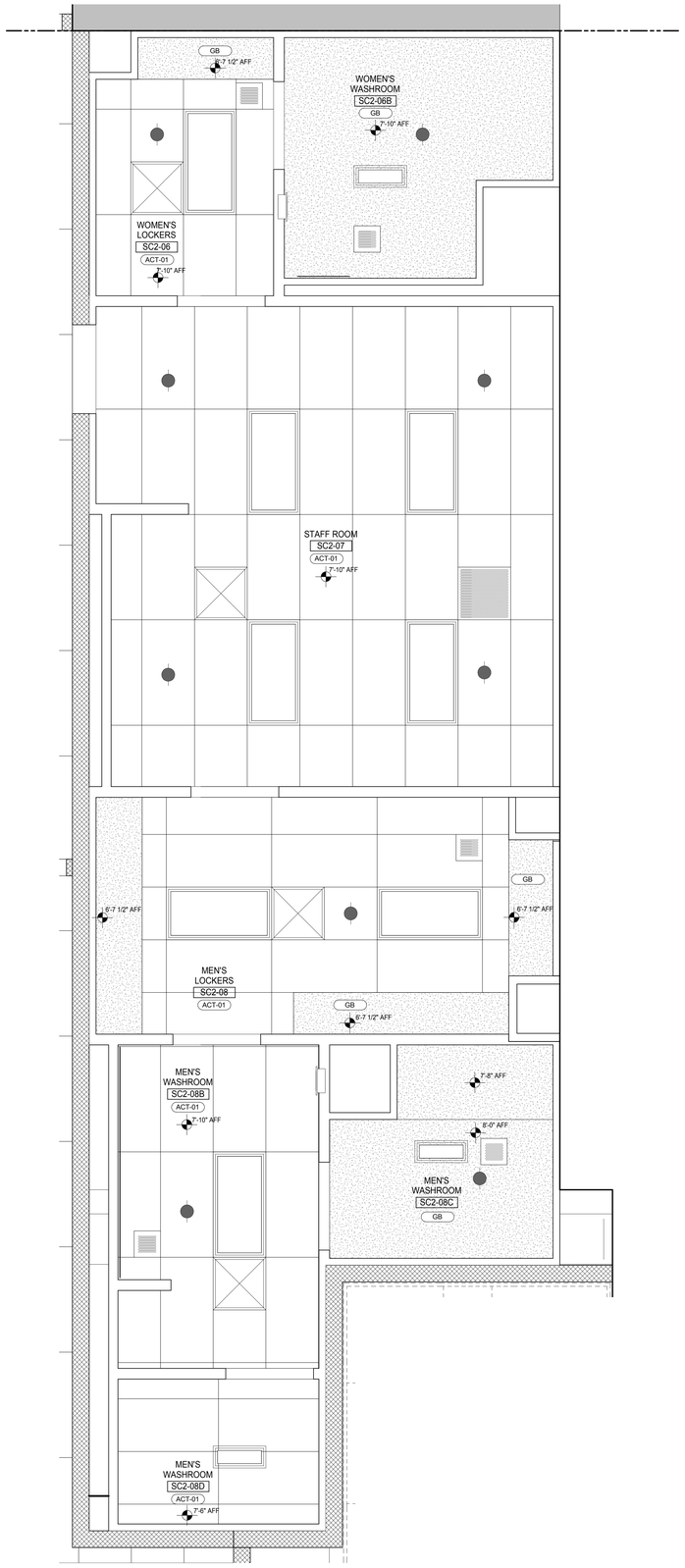

SUB CELLAR 2 - STAFF AMENITIES RCP 9
A-702
1/2" = 1'-0"

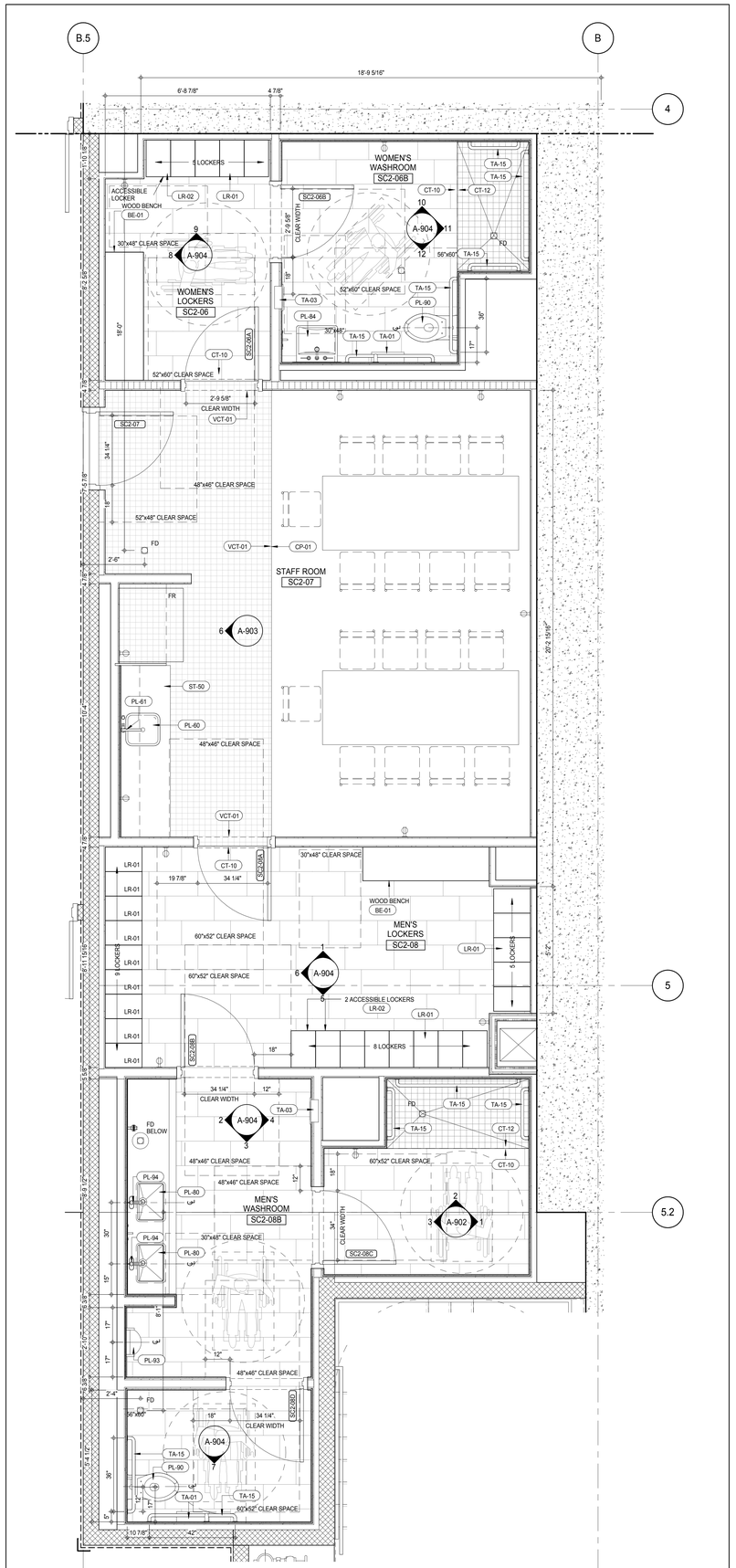

SUB CELLAR 2 - STAFF AMENITIES PLAN 5
A-407
1/2" = 1'-0"

MATERIAL LEGEND

MATERIAL TAG	DESCRIPTION
ACT-01	ACOUSTIC CEILING TILE
CP-01	CARPET TILE 24"x24"
CT-03	CERAMIC WALL TILE
CT-04	CERAMIC FLOOR TILE
FRP	FIBERGLASS REINFORCES PLASTIC WALL PANEL
GB	GYPSUM BOARD CEILING
PT-06	PAINT
RB-01	RUBBER BASE
RF-01	RESINOUS FLOORING - LIGHT DUTY
RF-02	RESINOUS FLOORING - MEDIUM DUTY FOR CHEMICAL RESISTANCE
RF-03	RESINOUS FLOORING - MEDIUM DUTY
RF-04	RESINOUS FLOORING - MEDIUM DUTY
RF-05	RESINOUS FLOORING - SECONDARY CONTAINMENT
TR-01	TRANSITION STRIP
VCT-01	VINYL COMPOSITION TILE
VCT-02	VINYL COMPOSITION TILE - STATIC DISSIPATIVE

*NO TOLERANCE PERMITTED, DIMENSION SHOWN TO BE EXACT

KEYNOTE LEGEND:

TAG #	DESCRIPTION
BE-01	WOOD BENCH
CP-01	TILE CARPETING
CT-10	PORCELAIN FLOOR TILE
CT-12	PORCELAIN MOSAIC FLOOR TILE
CT-13	PORCELAIN WALL TILE
LR-01	LOCKERS
LR-02	LOCKERS
PL-19B	ST-WALL MOUNTED TOILET
PL-60	SS KITCHEN SINK
PL-61	SINGLE HANDLE KITCHEN FAUCET
PL-80	BH-INTEGRAL SOLID SURFACE SINK
PL-84	BH-WALL HUNG LAVATORY SINK
PL-90	BH-WALL MOUNTED TOILET
PL-93	BH-URINAL
PL-94	BH-LAVATORY FAUCET
PT-06	WALL PAINT
ST-50	SOLID SURFACE COUNTERTOP w/ INTEGRAL SINK
TA-01	TOILET PAPER DISPENSER
TA-03	RECESSED PAPER TOWEL DISPENSER & WASTE RECEPTACLE
TA-15	STAINLESS STEEL GRAB BAR WITH SNAP FLANGE
TR-01	METAL TRIM
VCT-01	RESILENT TILE FLOORING

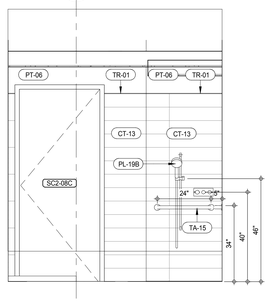

SUB CELLAR 2 - STAFF AMENITIES ELEVATION 3
A-902
1/2" = 1'-0"

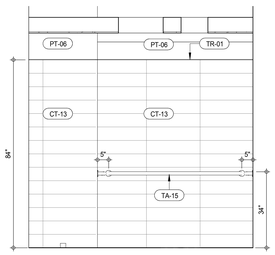

SUB CELLAR 2 - STAFF AMENITIES ELEVATION 2
A-902
1/2" = 1'-0"

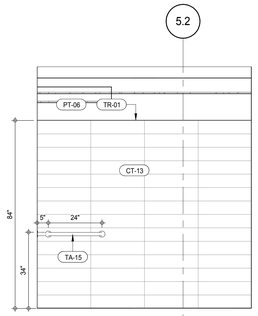

SUB CELLAR 2 - STAFF AMENITIES ELEVATION 1
A-902
1/2" = 1'-0"



KEY PLAN:

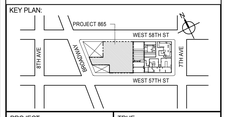

PROJECT NORTH: TRUE NORTH

DEVELOPER:
EXTELL DEVELOPMENT COMPANY
805 THIRD AVENUE, 7TH FLOOR
New York, NY 10022 USA
TEL: 212 712 6000 FAX: 212 712 6100

DESIGN ARCHITECT: Base Building Shell & Core
ADRIAN SMITH + GORDON GILL ARCHITECTURE
111 WEST MONROE STREET SUITE 2300
CHICAGO IL 60603
TEL: 312 920 1888 FAX: 312 920 1775

INTERIOR DESIGNER: Residential
Rottet Architecture and Design Studio, PLLC
298 Fifth Ave, 7th Floor
New York, NY 10001
TEL: 646 998 7000 FAX:

ARCHITECT OF RECORD: Base Building Shell, Core, & Residential
AAI ARCHITECTS, P.C.
401 Wellington St. W., 3rd Floor
Toronto, ON M5V 1E7 Canada
TEL: 416 967 1500 FAX: 416 967 7150

STRUCTURAL ENGINEERS:
WSP CANTOR SEINUK
228 EAST 45th Street
New York, NY 10017 USA
TEL: 212 687 9888 FAX: 646 487 5501

MEP ENGINEERS:
AKF GROUP
165 Broadway, 22nd Floor
New York, NY 10006 USA
TEL: 212 354 5656 FAX: 212 354 5668

GEOTECHNICAL ENGINEERS:
Langan Engineering & Environmental Services
21 Penn Plaza - 360 West 31st Street, 8th Floor
New York, NY 10001-2727
TEL: 212 479 5400 FAX: 212 479 5444

CODE CONSULTANTS:
Construction Consulting Associates
100 Church Street
New York, NY 10007
TEL: 212 385 1818 FAX: 212 385 1911

CURTAINWALL CONSULTANT:
AJLP Consulting
40 Worth Street. Suite 826
New York, NY 10013
TEL: 212 757 5659 FAX: 646 219 8508

LANDMARK/PRESERVATION CONSULTANT:
Jan Hird Pokorny Associates, Inc.
39 West 37th Street, 12A
New York, NY 10018
TEL: 212 759 6462 FAX: 212 759 6540

No.	DESCRIPTION	DATE
1	CD PROGRESS ISSUE 1	15 OCT 14
2	D.O.B. SUBMISSION	05 DEC 14
3	CD PROGRESS ISSUE 2	19 DEC 14
4	D.O.B. SUBMISSION	18 FEB 15
5	CD PROGRESS ISSUE 3	09 MAR 15
	D.O.B. SUBMISSION	27 APR 15
6	CD PROGRESS ISSUE 4	01 JUN 15
7	CD PROGRESS ISSUE 5	10 AUG 15
	D.O.B. AMENDMENT 2	21 SEP 15

//ISSUED AS: AI.002 - CD PROGRESS ISSUE 3 - 09 MAR 15//

NOT FOR BID/CONSTRUCTION

Discrepancies must be reported immediately to the Architect before proceeding. Only figured dimensions are to be used. Contractors must check all dimensions on site. This drawing is protected by copyright.

ALL DIMENSIONS ARE SHOWN IN IMPERIAL.

CONSULTANT: AAI ARCHITECTS, P.C.

PROJECT:
217 WEST 57TH STREET
NEW YORK, NY

DRAWING TITLE:
SC2 - BOH INTERIOR PLAN DETAL AND RCP

SEAL & SIGNATURE: REGISTERED ARCHITECT WILLIAM DAVID JAMES No. 028881 STATE OF NEW YORK

DATE:	15 OCT 14
PROJECT No:	1216-00
DRAWN: Author	REV: 7
CHK: Checker	
SCALE: As indicated	
DWG No:	A-902.01
DOB PAGE No:	484 of 569

DOB EMPLOYEE STAMP: DOB B-SCAN:

36" x 48" Arch E SHEET SIZE
FILE NAME: C:\Revit Local Files\EXTELL-865-AAI-TWR-CNF_Jsellers.rvt
PLOT DATE: 9/22/2015 2:54:43 PM

DEPT OF BLDGS 421262505 Job Number
E3760613139 Scan Code

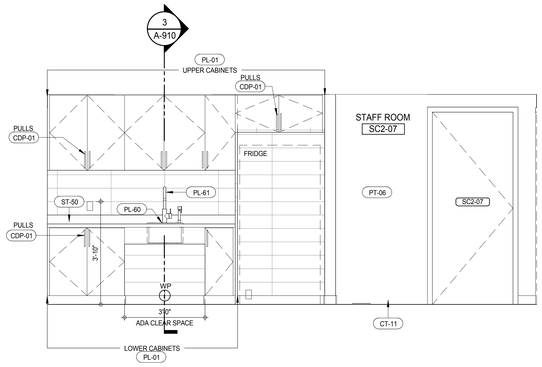

SUB CELLAR 2 - STAFF ROOM ELEVATION 6
A-902
1/2" = 1'-0"

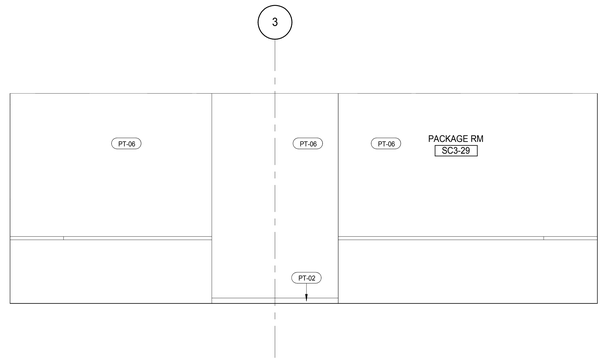

SUB CELLAR 3 - PACKAGE ROOM ELEVATION 4
A-901
1/2" = 1'-0"

MATERIAL LEGEND

MATERIAL TAG	DESCRIPTION
ACT-01	ACOUSTIC CEILING TILE
CP-01	CARPET TILE 24"x24"
CT-03	CERAMIC WALL TILE
CT-04	CERAMIC FLOOR TILE
FRP	FIBERGLASS REINFORCES PLASTIC WALL PANEL
GB	GYPSUM BOARD CEILING
PT-06	PAINT
RB-01	RUBBER BASE
RF-01	RESINOUS FLOORING - LIGHT DUTY
RF-02	RESINOUS FLOORING - MEDIUM DUTY FOR CHEMICAL RESISTANCE
RF-03	RESINOUS FLOORING - MEDIUM DUTY
RF-04	RESINOUS FLOORING - MEDIUM DUTY
RF-05	RESINOUS FLOORING - SECONDARY CONTAINMENT
TR-01	TRANSITION STRIP
VCT-01	VINYL COMPOSITION TILE
VCT-02	VINYL COMPOSITION TILE - STATIC DISSIPATIVE

*NO TOLERANCE PERMITTED, DIMENSION SHOWN TO BE EXACT

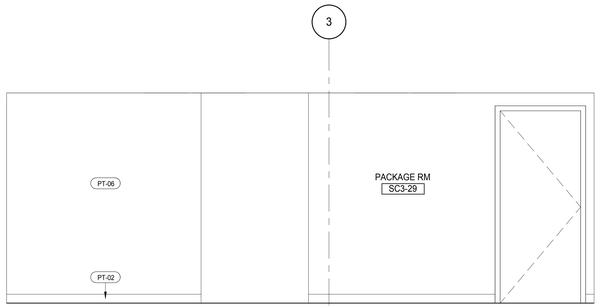

SUB CELLAR 3 - PACKAGE ROOM ELEVATION 5
A-901
1/2" = 1'-0"

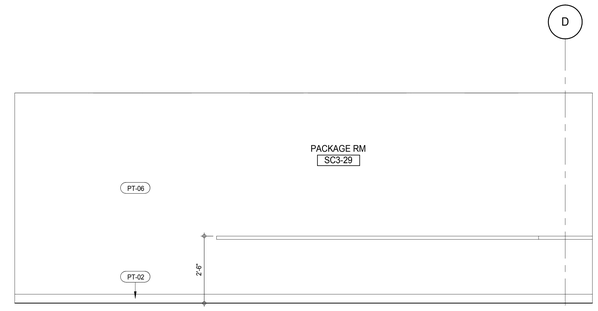

SUB CELLAR 3 - PACKAGE ROOM ELEVATION 3
A-901
1/2" = 1'-0"

KEYNOTE LEGEND:

TAG#	DESCRIPTION
	OR PULL
CT-11	PORCELAIN FLOOR TILE
CT-13	PORCELAIN WALL TILE
PL-01	PLASTIC LAM
PL-60	SS KITCHEN SINK
PL-61	SINGLE HANDLE KITCHEN FAUCET
PL-72	LAUNDRY TUB
PT-02	WALL PAINT
PT-06	WALL PAINT
ST-50	SOLID SURFACE COUNTERTOP w/ INTEGRAL SINK
TR-01	METAL TRIM
WC-02	WALL COVERING

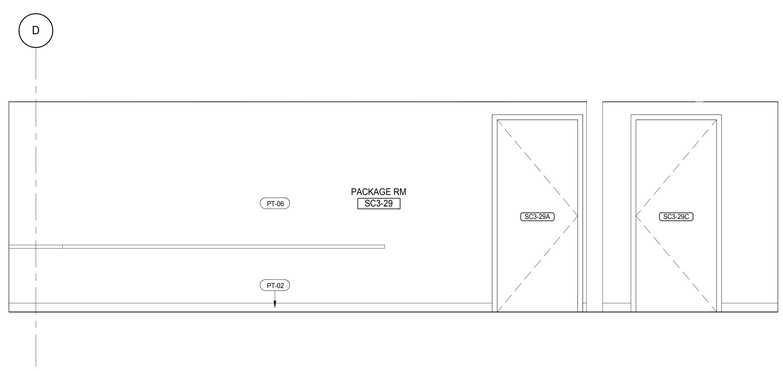

SUB CELLAR 3 - PACKAGE ROOM ELEVATION 2
A-901
1/2" = 1'-0"

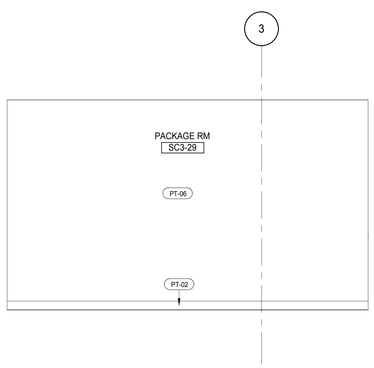

SUB CELLAR 3 - PACKAGE ROOM ELEVATION 7
A-901
1/2" = 1'-0"

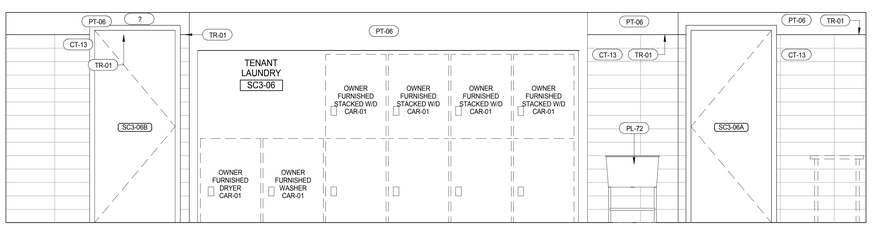

SUB CELLAR 3 - TENANT LAUNDRY ELEVATION 1
A-901
1/2" = 1'-0"

NOTE:
REFER TO 7/A-961 FOR TYPICAL GRAB BAR REINFORCING DIMENSIONS

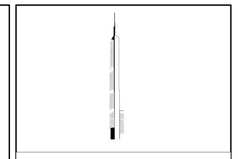

KEY PLAN:

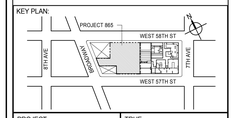

PROJECT NORTH

TRUE NORTH

DEVELOPER:
EXTELL DEVELOPMENT COMPANY
805 THIRD AVENUE, 7TH FLOOR
New York, NY 10022 USA
TEL: 212 712 6000 FAX: 212 712 6100

DESIGN ARCHITECT: Base Building Shell & Core
ADRIAN SMITH + GORDON GILL ARCHITECTURE
111 WEST MONROE STREET SUITE 2300
CHICAGO IL 60603
TEL: 312 920 1888 FAX: 312 920 1775

INTERIOR DESIGNER: Residential
Rottet Architecture and Design Studio, PLLC
298 Fifth Ave, 7th Floor
New York, NY 10001
TEL: 646 998 7000 FAX:

ARCHITECT OF RECORD: Base Building Shell, Core, & Residential
AAI ARCHITECTS, P.C.
401 Wellington St. W., 3rd Floor
Toronto, ON M5V 1E7 Canada
TEL: 416 967 1500 FAX: 416 967 7150

STRUCTURAL ENGINEERS:
WSP CANTOR SEINUK
228 EAST 45th Street
New York, NY 10017 USA
TEL: 212 687 9888 FAX: 646 487 5501

MEP ENGINEERS:
AKF GROUP
165 Broadway, 22nd Floor
New York, NY 10006 USA
TEL: 212 354 5656 FAX: 212 354 5668

GEOTECHNICAL ENGINEERS:
Langan Engineering & Environmental Services
21 Penn Plaza - 360 West 31st Street, 8th Floor
New York, NY 10001-2727
TEL: 212 479 5400 FAX: 212 479 5444

CODE CONSULTANTS:
Construction Consulting Associates
100 Church Street
New York, NY 10007
TEL: 212 385 1818 FAX: 212 385 1911

CURTAINWALL CONSULTANT:
AJLP Consulting
40 Worth Street. Suite 826
New York, NY 10013
TEL: 212 757 5659 FAX: 646 219 8508

LANDMARK/PRESERVATION CONSULTANT:
Jan Hird Pokorny Associates, Inc.
39 West 37th Street, 12A
New York, NY 10018
TEL: 212 759 6462 FAX: 212 759 6540

No.	DESCRIPTION	DATE
1	CD PROGRESS ISSUE 1	15 OCT 14
2	CD PROGRESS ISSUE 2	19 DEC 14
3	D.O.B. SUBMISSION	18 FEB 15
4	CD PROGRESS ISSUE 3	09 MAR 15
	D.O.B. SUBMISSION	27 APR 15
5	CD PROGRESS ISSUE 4	01 JUN 15
6	CD PROGRESS ISSUE 5	10 AUG 15
	D.O.B. AMENDMENT 2	21 SEP 15

/ISSUED AS: AI-003 - CD PROGRESS ISSUE 3 - 09 MAR 15/

NOT FOR BID/CONSTRUCTION

Discrepancies must be reported immediately to the Architect before proceeding. Only figured dimensions are to be used. Contractors must check all dimensions on site. This drawing is protected by copyright.

ALL DIMENSIONS ARE SHOWN IN IMPERIAL.

CONSULTANT:
AAI ARCHITECTS, P.C.

PROJECT:
217 WEST 57TH STREET
NEW YORK, NY

DRAWING TITLE:
SC3 & SC2- BOH INTERIOR ELEVATION

SEAL & SIGNATURE:
REGISTERED ARCHITECT RENE DAVID JAMES 028885 STATE OF NEW YORK

DATE:	15 OCT 14
PROJECT No:	1216-00
DRAWN: Author	REV:
CHK: Checker	6
SCALE: As indicated	
DWG No:	A-903.01
DOB PAGE No:	485 of 569

DOB EMPLOYEE STAMP:

DOB B-SCAN:

36" x 48" Arch E SHEET SIZE
FILE NAME: C:\Revit Local Files\EXTELL-965-AAI-TWR-CNF_Jupiterm.rvt
PLOT DATE: 9/22/2015 12:58:58 PM

DEPT OF BLDGS 421263825 Job Number
E387489905 Scan Code

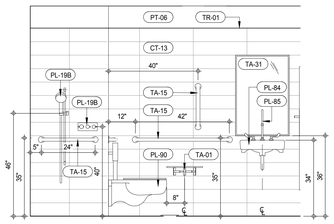

INTERIOR ELEVATION - WOMEN'S WASHROOM SC2-06B (12)
A-902
1/2" = 1'-0"

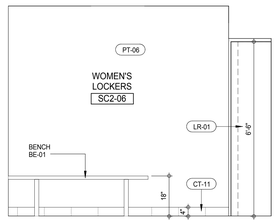

SUB CELLAR 2 - WOMEN'S LOCKERS ELEVATION (8)
A-902
1/2" = 1'-0"

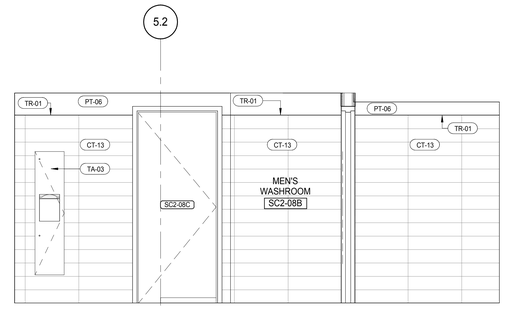

SUB CELLAR 2 - MEN'S WASHROOM ELEVATION (4)
A-902
1/2" = 1'-0"

MATERIAL LEGEND

MATERIAL TAG	DESCRIPTION
ACT-01	ACOUSTIC CEILING TILE
CP-01	CARPET TILE 24"x24"
CT-03	CERAMIC WALL TILE
CT-04	CERAMIC FLOOR TILE
FRP	FIBERGLASS REINFORCES PLASTIC WALL PANEL
GB	GYPSUM BOARD CEILING
PT-06	PAINT
RB-01	RUBBER BASE
RF-01	RESINOUS FLOORING - LIGHT DUTY
RF-02	RESINOUS FLOORING - MEDIUM DUTY FOR CHEMICAL RESISTANCE
RF-03	RESINOUS FLOORING - MEDIUM DUTY
RF-04	RESINOUS FLOORING - MEDIUM DUTY
RF-05	RESINOUS FLOORING - SECONDARY CONTAINMENT
TR-01	TRANSITION STRIP
VCT-01	VINYL COMPOSITION TILE
VCT-02	VINYL COMPOSITION TILE - STATIC DISSIPATIVE

*NO TOLERANCE PERMITTED, DIMENSION SHOWN TO BE EXACT

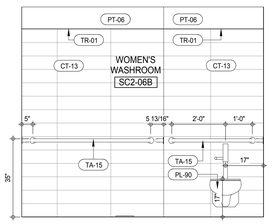

SUB CELLAR 2 - WOMEN'S WASHROOM ELEVATION (11)
A-902
1/2" = 1'-0"

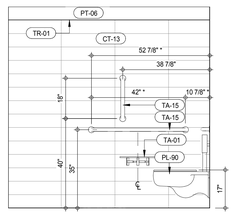

SUB CELLAR 2 - MEN'S WASHROOM ELEVATION (7)
A-902
1/2" = 1'-0"

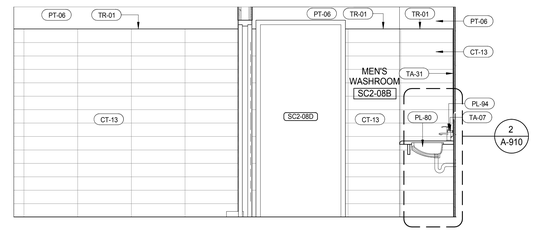

SUB CELLAR 2 - MEN'S WASHROOM ELEVATION (3)
A-902
1/2" = 1'-0"

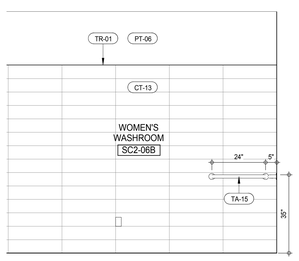

SUB CELLAR 2 - WOMEN'S WASHROOM ELEVATION (10)
A-902
1/2" = 1'-0"

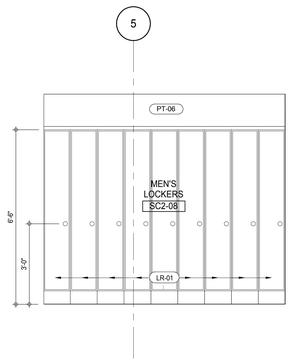

SUB CELLAR 2 - MEN'S LOCKERS ELEVATION (6)
A-902
1/2" = 1'-0"

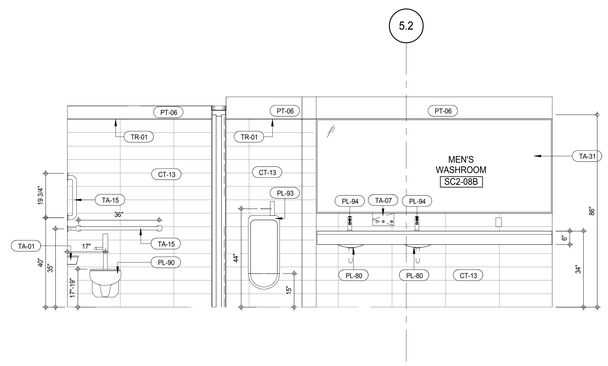

SUB CELLAR 2 - MEN'S WASHROOM ELEVATION (2)
A-902
1/2" = 1'-0"

KEYNOTE LEGEND:

TAG #	DESCRIPTION
BE-01	WOOD BENCH
CT-11	PORCELAIN FLOOR TILE
CT-13	PORCELAIN WALL TILE
LR-01	LOCKERS
LR-02	LOCKERS
PL-19B	ST-WALL MOUNTED TOILET
PL-80	BH-INTEGRAL SOLID SURFACE SINK
PL-84	BH-WALL HUNG LAVATORY SINK
PL-85	BH-FAUCET FOR WALL HUNG LAVATORY SINK
PL-90	BH-WALL MOUNTED TOILET
PL-93	BH-URINAL
PL-94	BH-LAVATORY FAUCET
PT-06	WALL PAINT
TA-01	TOILET PAPER DISPENSER
TA-03	RECESSED PAPER TOWEL DISPENSER & WASTE RECEPTACLE
TA-07	RECESSED SOAP DISPENSER
TA-15	STAINLESS STEEL GRAB BAR WITH SNAP FLANGE
TA-31	MIRROR IN FRAME
TR-01	METAL TRIM

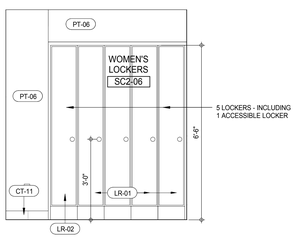

SUB CELLAR 2 - WOMEN'S LOCKERS ELEVATION (9)
A-902
1/2" = 1'-0"

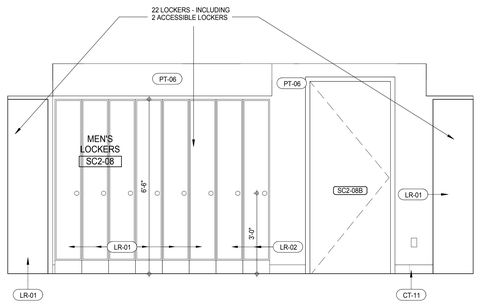

SUB CELLAR 2 - MEN'S LOCKERS ELEVATION (5)
A-902
1/2" = 1'-0"

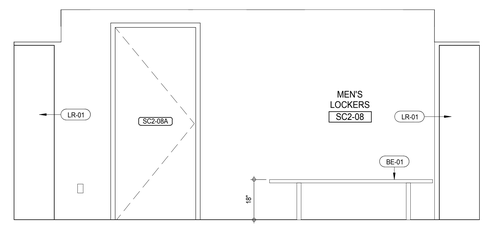

SUB CELLAR 2 - MEN'S LOCKERS ELEVATION (1)
A-902
1/2" = 1'-0"

NOTE:
REFER TO 6/A1-902 FOR TYPICAL REINFORCING DIMENSIONS



KEY PLAN:

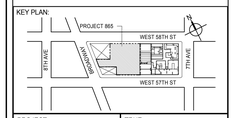

PROJECT NORTH:

TRUE NORTH

DEVELOPER:
EXTELL DEVELOPMENT COMPANY
805 THIRD AVENUE, 7TH FLOOR
New York, NY 10022 USA
TEL: 212 712 6000 FAX: 212 712 6100

DESIGN ARCHITECT: Base Building Shell & Core
ADRIAN SMITH + GORDON GILL ARCHITECTURE
111 WEST MONROE STREET SUITE 2300
CHICAGO IL 60603
TEL: 312 920 1888 FAX: 312 920 1775

INTERIOR DESIGNER: Residential
Rottet Architecture and Design Studio, PLLC
298 Fifth Ave, 7th Floor
New York, NY 10001
TEL: 646 998 7000 FAX:

ARCHITECT OF RECORD: Base Building Shell, Core, & Residential
AAI ARCHITECTS, P.C.
401 Wellington St. W., 3rd Floor
Toronto, ON M5V 1E7 Canada
TEL: 416 967 1500 FAX: 416 967 7150

STRUCTURAL ENGINEERS:
WSP CANTOR SEINUK
228 EAST 45th Street
New York, NY 10017 USA
TEL: 212 687 9888 FAX: 646 487 5501

MEP ENGINEERS:
AKF GROUP
165 Broadway, 22nd Floor
New York, NY 10006 USA
TEL: 212 354 5656 FAX: 212 354 5668

GEOTECHNICAL ENGINEERS:
Langan Engineering & Environmental Services
21 Penn Plaza - 360 West 31st Street, 8th Floor
New York, NY 10001-2727
TEL: 212 479 5400 FAX: 212 479 5444

CODE CONSULTANTS:
Construction Consulting Associates
100 Church Street
New York, NY 10007
TEL: 212 385 1818 FAX: 212 385 1911

CURTAINWALL CONSULTANT:
AJLP Consulting
40 Worth Street. Suite 826
New York, NY 10013
TEL: 212 757 5659 FAX: 646 219 8508

LANDMARK/PRESERVATION CONSULTANT:
Jan Hird Pokorny Associates, Inc.
39 West 37th Street, 12A
New York, NY 10018
TEL: 212 759 6462 FAX: 212 759 6540

No.	DESCRIPTION	DATE
1	CD PROGRESS ISSUE 1	15 OCT 14
2	D.O.B. SUBMISSION	05 DEC 14
3	CD PROGRESS ISSUE 2	19 DEC 14
4	D.O.B. SUBMISSION	18 FEB 15
5	CD PROGRESS ISSUE 3	09 MAR 15
	D.O.B. SUBMISSION	27 APR 15
6	CD PROGRESS ISSUE 4	01 JUN 15
7	CD PROGRESS ISSUE 5	10 AUG 15
	D.O.B. AMENDMENT 2	21 SEP 15

/ISSUED AS: AI/004 - CD PROGRESS ISSUE 3 - 09 MAR 15/

NOT FOR BID/CONSTRUCTION

Discrepancies must be reported immediately to the Architect before proceeding. Only figured dimensions are to be used. Contractors must check all dimensions on site. This drawing is protected by copyright.

ALL DIMENSIONS ARE SHOWN IN IMPERIAL.

CONSULTANT:
AAI ARCHITECTS, P.C.

PROJECT:
217 WEST 57TH STREET
NEW YORK, NY

DRAWING TITLE:
SC3 & SC2- BOH INTERIOR ELEVATION

SEAL & SIGNATURE:
REGISTERED ARCHITECT MICHAEL DAVID JANSSEN No. 026881 STATE OF NEW YORK

DATE:	15 OCT 14
PROJECT No:	1216-00
DRAWN: Author	REV: 7
CHK: Checker	
SCALE: As indicated	
DWG No:	**A-904.01**
DOB PAGE No:	486 of 569

DOB EMPLOYEE STAMP:
DOB B-SCAN:

36" x 48" Arch E SHEET SIZE
FILE NAME: C:\Revit Local Files\EXTELL-865-AAI-TVR-CNF_Jsellerin.rvt
PLOT DATE: 6/22/2015 12:59:44 PM

DEPT OF BLDGS 421226826 Job Number
E380643935US Scan Code

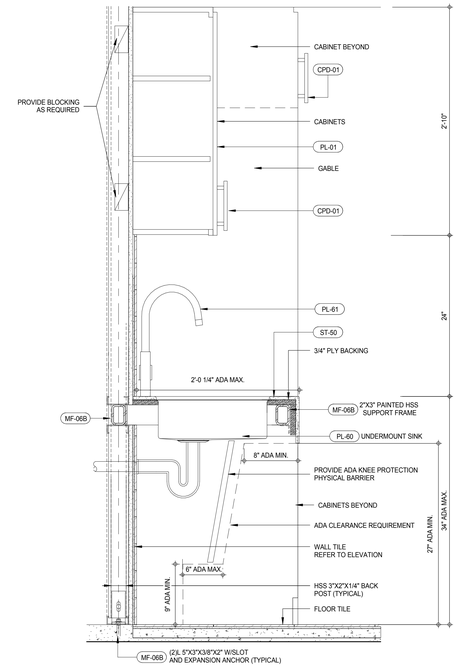

DETAIL SECTION - BOH STAFF ROOM KITCHEN (3)

A-902
1 1/2" = 1'-0"

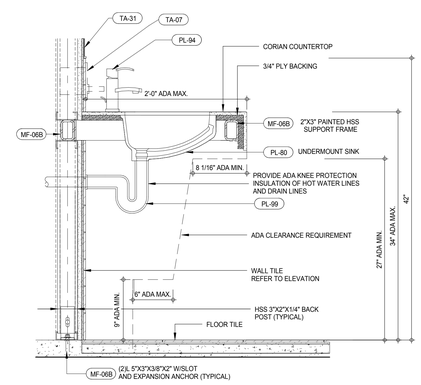

DETAIL SECTION - TYP BOH WASHROOM VANITY (2)

A-904
1 1/2" = 1'-0"

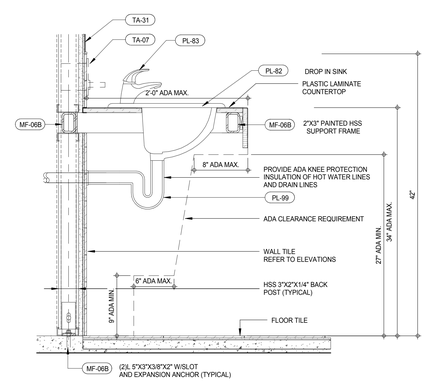

DETAIL SECTION - TYP RETAIL WASHROOM VANITY (1)

A-902
1 1/2" = 1'-0"

KEYNOTE LEGEND:

TAG #	DESCRIPTION
CPD-01	
MF-06B	WOODWORKING SUPPORT FRAMING - PRIMED
PL-01	PLASTIC LAM
PL-60	SS KITCHEN SINK
PL-61	SINGLE HANDLE KITCHEN FAUCET
PL-80	BH-INTEGRAL SOLID SURFACE SINK
PL-82	BH-DROP-IN SINK
PL-83	BH-CENTERSET FAUCET
PL-94	BH-LAVATORY FAUCET
PL-99	BH-MOLDED UNDERSINK SAFTEY COVER
ST-50	SOLID SURFACE COUNTERTOP w/ INTEGRAL SINK
TA-07	RECESSED SOAP DISPENSER
TA-31	MIRROR IN FRAME

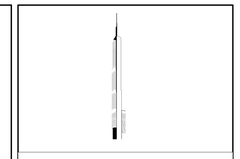

KEY PLAN:

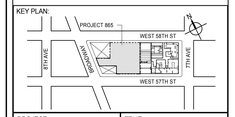

PROJECT NORTH

TRUE NORTH

DEVELOPER:
EXTELL DEVELOPMENT COMPANY
805 THIRD AVENUE, 7TH FLOOR
New York, NY 10022 USA
TEL: 212 712 6000 FAX: 212 712 6100

DESIGN ARCHITECT: Base Building Shell & Core
ADRIAN SMITH + GORDON GILL ARCHITECTURE
111 WEST MONROE STREET SUITE 2300
CHICAGO IL 60603
TEL: 312 920 1888 FAX: 312 920 1775

INTERIOR DESIGNER: Residential
Rottet Architecture and Design Studio, PLLC
298 Fifth Ave, 7th Floor
New York, NY 10001
TEL: 646 998 7000 FAX:

ARCHITECT OF RECORD: Base Building Shell, Core, & Residential
AAI ARCHITECTS, P.C.
401 Wellington St. W., 3rd Floor
Toronto, ON M5V 1E7 Canada
TEL: 416 967 1500 FAX: 416 967 7150

STRUCTURAL ENGINEERS:
WSP CANTOR SEINUK
228 EAST 45th Street
New York, NY 10017 USA
TEL: 212 687 9888 FAX: 646 487 5501

MEP ENGINEERS:
AKF GROUP
165 Broadway, 22nd Floor
New York, NY 10006 USA
TEL: 212 354 5656 FAX: 212 354 5668

GEOTECHNICAL ENGINEERS:
Langan Engineering & Environmental Services
21 Penn Plaza - 360 West 31st Street, 8th Floor
New York, NY 10001-2727
TEL: 212 479 5400 FAX: 212 479 5444

CODE CONSULTANTS:
Construction Consulting Associates
100 Church Street
New York, NY 10007
TEL: 212 385 1818 FAX: 212 385 1911

CURTAINWALL CONSULTANT:
AJLP Consulting
40 Worth Street. Suite 826
New York, NY 10013
TEL: 212 757 5659 FAX: 646 219 8508

LANDMARK/PRESERVATION CONSULTANT:
Jan Hird Pokorny Associates, Inc.
39 West 37th Street, 12A
New York, NY 10018
TEL: 212 759 6462 FAX: 212 759 6540

No.	DESCRIPTION	DATE
1	CD PROGRESS ISSUE 3	09 MAR 15
2	CD PROGRESS ISSUE 4	01 JUN 15
3	CD PROGRESS ISSUE 5	10 AUG 15
	D.O.B. AMENDMENT 2	21 SEP 15

/ISSUED AS: AI-100 - CD PROGRESS ISSUE 3 - 09 MAR 15/

NOT FOR BID/CONSTRUCTION

Discrepancies must be reported immediately to the Architect before proceeding. Only figured dimensions are to be used. Contractors must check all dimensions on site. This drawing is protected by copyright.

ALL DIMENSIONS ARE SHOWN IN IMPERIAL.

CONSULTANT:

AAI ARCHITECTS, P.C.

PROJECT:

217 WEST 57TH STREET
NEW YORK, NY

DRAWING TITLE:

BOH DETAILS

SEAL & SIGNATURE:

REGISTERED ARCHITECT ANDRE DAVID GABBARA 026881 STATE OF NEW YORK

DATE:	09 MAR 15
PROJECT No:	1216-00
DRAWN: Author	REV:
CHK: Checker	3
SCALE: 1 1/2" = 1'-0"	
DWG No:	A-910.00
DOB PAGE No:	487 of 569

DOB EMPLOYEE STAMP:

DOB B-SCAN:

36" x 48" Arch E SHEET SIZE
FILE NAME: C:\Revit Local Files\EXTELL-865-AAI-TWR-CNE_hadams.rvt
PLOT DATE: 9/30/2015 12:42:51 PM

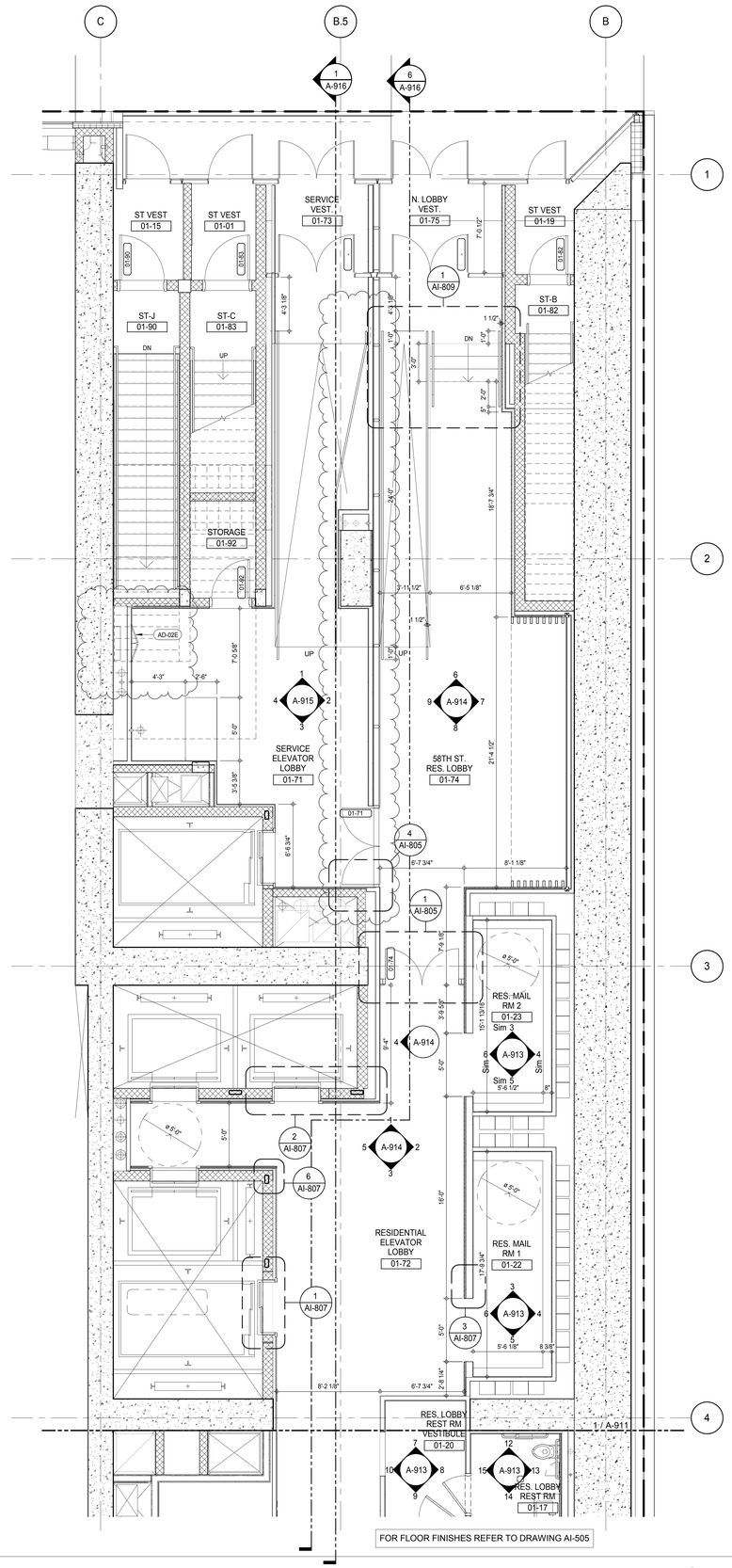

PARTIAL PLAN - GROUND FLOOR LOBBY - NORTH (2)
A-202
1/4" = 1'-0"

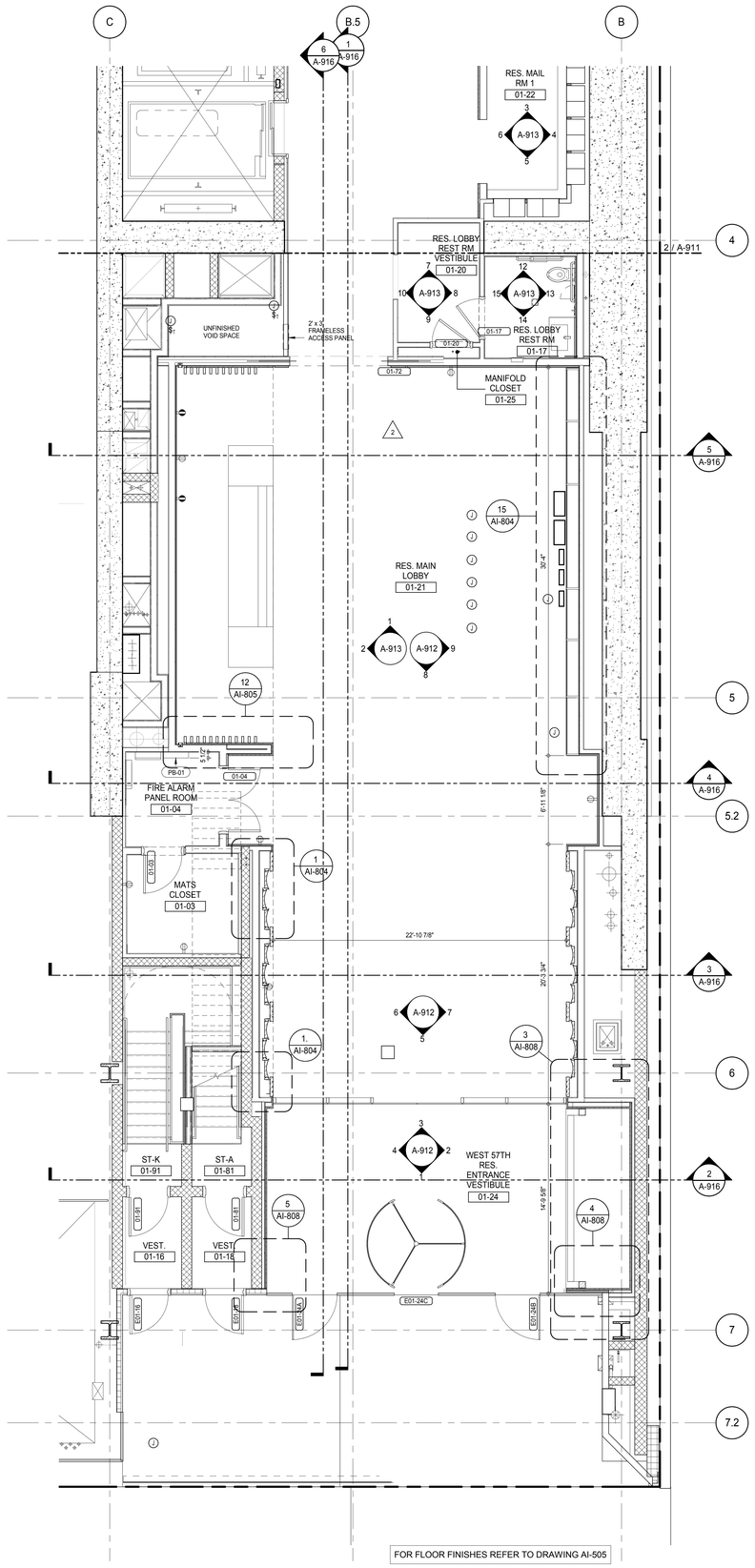

PARTIAL PLAN - GROUND FLOOR LOBBY - SOUTH (1)
A-202
1/4" = 1'-0"

KEYNOTE LEGEND:

TAG #	DESCRIPTION
AD-02E	
PB-01	RESIDENTIAL ELECTRICAL PANELBOARD

KEY PLAN:

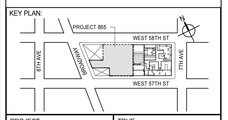

PROJECT NORTH | TRUE NORTH

DEVELOPER:
EXTELL DEVELOPMENT COMPANY
805 THIRD AVENUE, 7TH FLOOR
New York, NY 10022 USA
TEL: 212 712 6000 FAX: 212 712 6100

DESIGN ARCHITECT: Base Building Shell & Core
ADRIAN SMITH + GORDON GILL ARCHITECTURE
111 WEST MONROE STREET SUITE 2300
CHICAGO IL 60603
TEL: 312 920 1888 FAX: 312 920 1775

INTERIOR DESIGNER: Residential
Rottet Architecture and Design Studio, PLLC
298 Fifth Ave, 7th Floor
New York, NY 10001
TEL: 646 998 7000 FAX:

ARCHITECT OF RECORD: Base Building Shell, Core, & Residential
AAI ARCHITECTS, P.C.
401 Wellington St. W., 3rd Floor
Toronto, ON M5V 1E7 Canada
TEL: 416 967 1500 FAX: 416 967 7150

STRUCTURAL ENGINEERS:
WSP CANTOR SEINUK
228 EAST 45th Street
New York, NY 10017 USA
TEL: 212 687 9888 FAX: 646 487 5501

MEP ENGINEERS:
AKF GROUP
165 Broadway, 22nd Floor
New York, NY 10006 USA
TEL: 212 354 5656 FAX: 212 354 5668

GEOTECHNICAL ENGINEERS:
Langan Engineering & Environmental Services
21 Penn Plaza - 360 West 31st Street, 8th Floor
New York, NY 10001-2727
TEL: 212 479 5400 FAX: 212 479 5444

CODE CONSULTANTS:
Construction Consulting Associates
100 Church Street
New York, NY 10007
TEL: 212 385 1818 FAX: 212 385 1911

CURTAINWALL CONSULTANT:
AJLP Consulting
40 Worth Street. Suite 826
New York, NY 10013
TEL: 212 757 5659 FAX: 646 219 8508

LANDMARK/PRESERVATION CONSULTANT:
Jan Hird Pokorny Associates, Inc.
39 West 37th Street, 12A
New York, NY 10018
TEL: 212 759 6462 FAX: 212 759 6540

No.	DESCRIPTION	DATE
1	CD PROGRESS ISSUE 4	01 JUN 15
	D.O.B. AMENDMENT 1	24 JUL 15
2	CD PROGRESS ISSUE 5	10 AUG 15
	D.O.B. AMENDMENT 2	21 SEP 15

NOT FOR BID/CONSTRUCTION

Discrepancies must be reported immediately to the Architect before proceeding. Only figured dimensions are to be used. Contractors must check all dimensions on site. This drawing is protected by copyright.

ALL DIMENSIONS ARE SHOWN IN IMPERIAL.

CONSULTANT: AAI ARCHITECTS, P.C.

PROJECT:
217 WEST 57TH STREET
NEW YORK, NY

DRAWING TITLE:
MAIN LOBBY PLAN

SEAL & SIGNATURE: REGISTERED ARCHITECT STEPHEN DAVID JANSSEN No. 028881 STATE OF NEW YORK

DATE:	01 JUN 15
PROJECT No:	1216-00
DRAWN: Author	REV: 2
CHK: Checker	
SCALE: 1/4" = 1'-0"	
DWG No:	A-911.01
DOB PAGE No:	488 of 569

DOB EMPLOYEE STAMP: DOB B-SCAN:

DEPT OF BLDGS 121236305 Job Number
E369799972 Scan Code
36" x 48" Arch E SHEET SIZE
FILE NAME: C:\Revit Local Files\EXTELL-865-AAI-TWR-CNF_hardarm.rvt
PLOT DATE: 9/22/2015 12:57:48 PM

DEPT OF BLDGS 121253505 Job Number
E5206758414 Scan Code

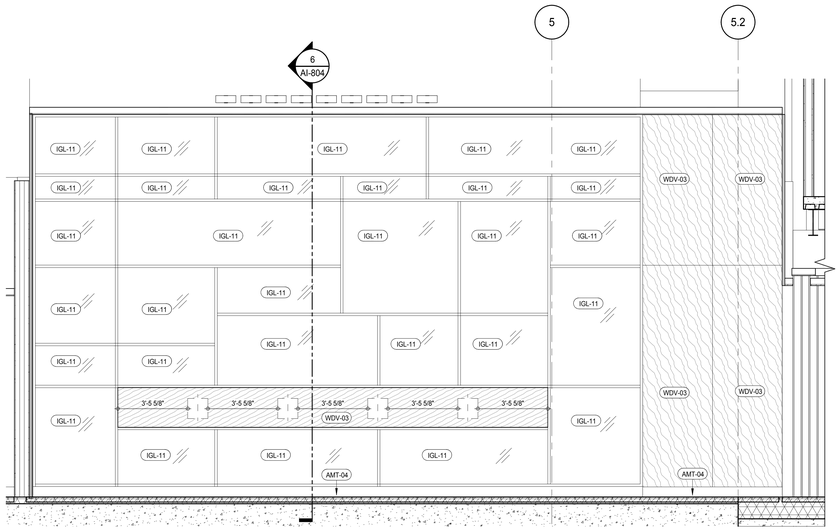

INTERIOR ELEV. - RES. MAIN LOBBY - BACKLIT WALL 9
A-911
3/8" = 1'-0"

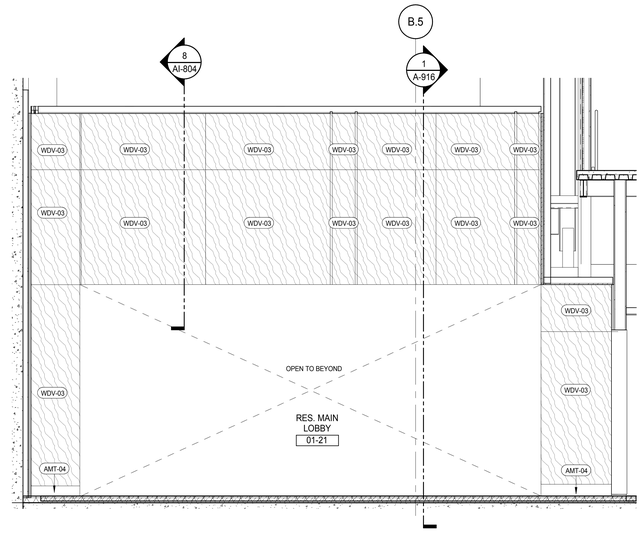

INTERIOR ELEV. - RES. MAIN LOBBY 8
A-911
3/8" = 1'-0"

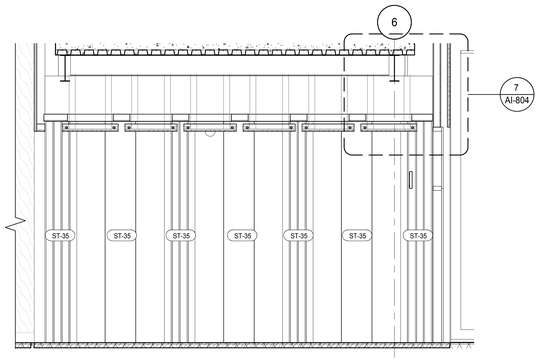

INTERIOR ELEV. - RES. MAIN LOBBY PORTAL 7
A-911
3/8" = 1'-0"

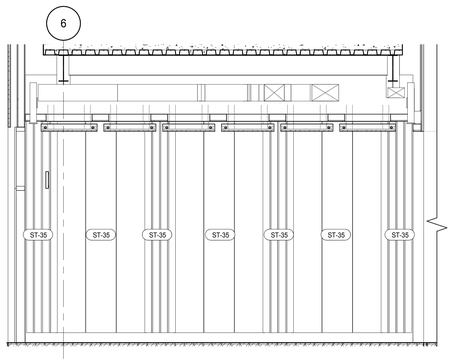

INTERIOR ELEV. - RES. MAIN LOBBY PORTAL 6
A-911
3/8" = 1'-0"

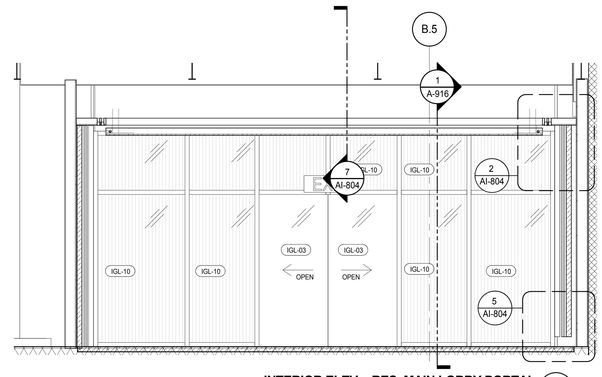

INTERIOR ELEV. - RES. MAIN LOBBY PORTAL 5
A-911
3/8" = 1'-0"

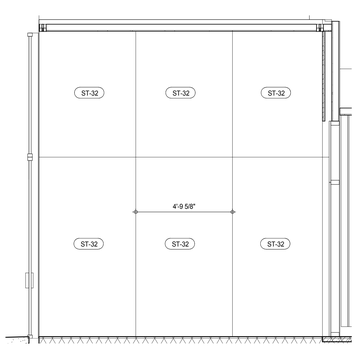

INTERIOR ELEV. - WEST 57TH ST. RES. ENTRANCE VESTIBULE 4
A-911
3/8" = 1'-0"

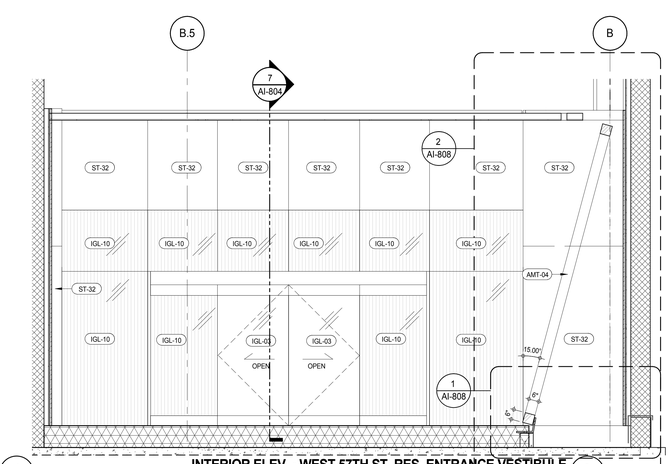

INTERIOR ELEV. - WEST 57TH ST. RES. ENTRANCE VESTIBULE 3
A-911
3/8" = 1'-0"

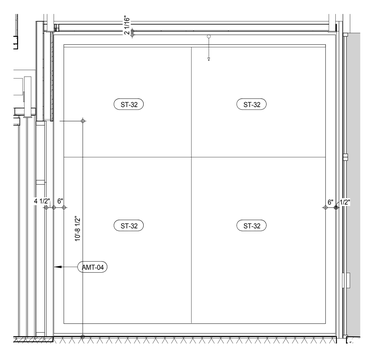

INTERIOR ELEV. - WEST 57TH ST. RES. ENTRANCE VESTIBULE 2
A-911
3/8" = 1'-0"

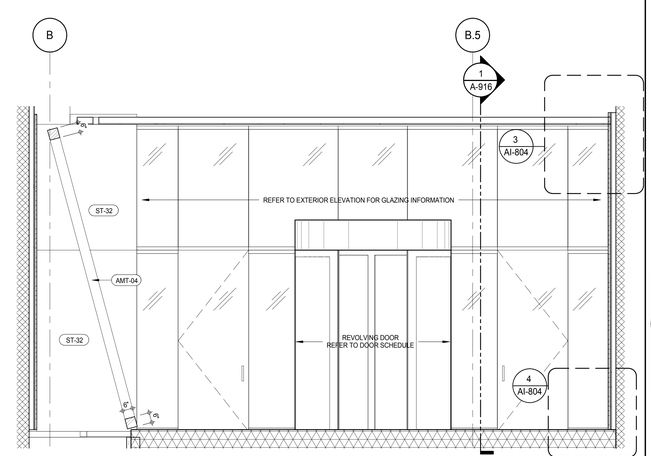

INTERIOR ELEV. - WEST 57TH ST. RES. ENTRANCE VESTIBULE 1
A-911
3/8" = 1'-0"

KEYNOTE LEGEND:

TAG #	DESCRIPTION
AMT-04	CUSTOM BURNISHED BRASS
IGL-03	CLEAR, LOW IRON GLASS
IGL-10	FLUTED GLASS
IGL-11	CLEAR LAMINATED LINEN GLASS
ST-32	STONE SLAB - POLISHED
ST-35	CUSTOM CARVED STONE SLABS- HONED
WDV-03	WOOD VENEER WALL PANEL

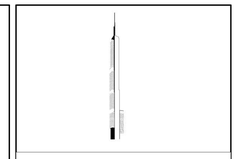

KEY PLAN:

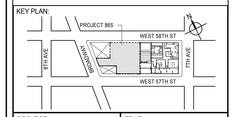

PROJECT NORTH

TRUE NORTH

DEVELOPER:
EXTELL DEVELOPMENT COMPANY
805 THIRD AVENUE, 7TH FLOOR
New York, NY 10022 USA
TEL: 212 712 6000 FAX: 212 712 6100

DESIGN ARCHITECT: Base Building Shell & Core
ADRIAN SMITH + GORDON GILL ARCHITECTURE
111 WEST MONROE STREET SUITE 2300
CHICAGO IL 60603
TEL: 312 920 1888 FAX: 312 920 1775

INTERIOR DESIGNER: Residential
Rottet Architecture and Design Studio, PLLC
298 Fifth Ave, 7th Floor
New York, NY 10001
TEL: 646 998 7000 FAX:

ARCHITECT OF RECORD: Base Building Shell, Core, & Residential
AAI ARCHITECTS, P.C.
401 Wellington St. W., 3rd Floor
Toronto, ON M5V 1E7 Canada
TEL: 416 967 1500 FAX: 416 967 7150

STRUCTURAL ENGINEERS:
WSP CANTOR SEINUK
228 EAST 45th Street
New York, NY 10017 USA
TEL: 212 687 9888 FAX: 646 487 5501

MEP ENGINEERS:
AKF GROUP
165 Broadway, 22nd Floor
New York, NY 10006 USA
TEL: 212 354 5656 FAX: 212 354 5668

GEOTECHNICAL ENGINEERS:
Langan Engineering & Environmental Services
21 Penn Plaza - 360 West 31st Street, 8th Floor
New York, NY 10001-2727
TEL: 212 479 5400 FAX: 212 479 5444

CODE CONSULTANTS:
Construction Consulting Associates
100 Church Street
New York, NY 10007
TEL: 212 385 1818 FAX: 212 385 1911

CURTAINWALL CONSULTANT:
AJLP Consulting
40 Worth Street. Suite 826
New York, NY 10013
TEL: 212 757 5659 FAX: 646 219 8508

LANDMARK/PRESERVATION CONSULTANT:
Jan Hird Pokorny Associates, Inc.
39 West 37th Street, 12A
New York, NY 10018
TEL: 212 759 6462 FAX: 212 759 6540

No.	DESCRIPTION	DATE
1	CD PROGRESS ISSUE 4	01 JUN 15
2	CD PROGRESS ISSUE 5	10 AUG 15
	D.O.B. AMENDMENT 2	21 SEP 15

NOT FOR BID/CONSTRUCTION

Discrepancies must be reported immediately to the Architect before proceeding. Only figured dimensions are to be used. Contractors must check all dimensions on site. This drawing is protected by copyright.

ALL DIMENSIONS ARE SHOWN IN IMPERIAL.

CONSULTANT:

AAI ARCHITECTS, P.C.

PROJECT:

217 WEST 57TH STREET
NEW YORK, NY

DRAWING TITLE:

MAIN LOBBY ELEVATIONS

SEAL & SIGNATURE:

REGISTERED ARCHITECT ADRIAN DAVID LANGER 026885 STATE OF NEW YORK

DATE:	01 JUN 15
PROJECT No:	1216-00
DRAWN: Author	REV: 2
CHK: Checker	
SCALE: 3/8" = 1'-0"	
DWG No:	A-912.00
DOB PAGE No:	489 of 569

DOB EMPLOYEE STAMP:

DOB B-SCAN:

36" x 48" Arch E SHEET SIZE
FILE NAME: C:\Revit Local Files\EXTELL-865-AAI-TWR-CNE_hadams.rvt
PLOT DATE: 9/22/2015 12:25:51 PM

DEPT OF BLDGS 121236305 Job Number
E326305950 Scan Code

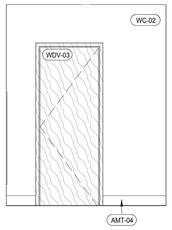

INTERIOR ELEV. - LOBBY REST RM 15
A-911
3/8" = 1'-0"

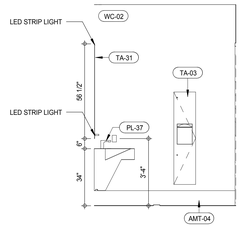

INTERIOR ELEV. - LOBBY REST RM 14
A-911
3/8" = 1'-0"

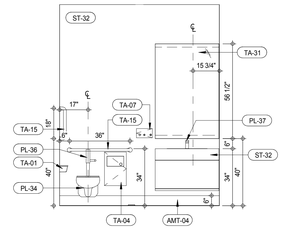

INTERIOR ELEV. - LOBBY REST RM 13
A-911
3/8" = 1'-0"

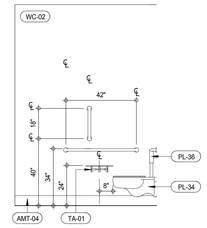

INTERIOR ELEV. - LOBBY REST RM 12
A-911
3/8" = 1'-0"

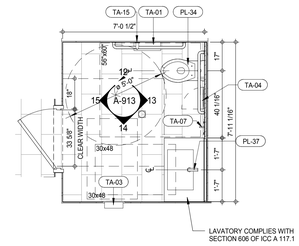

PLAN DETAIL - LOBBY REST RM 11
3/8" = 1'-0"

KEYNOTE LEGEND:

TAG #	DESCRIPTION
AMT-04	CUSTOM BURNISHED BRASS
PL-34	AM-WALL-MOUNTED TOILET
PL-36	AM-STAINLESS STEEL FLUSHOMETER
PL-37	AM-LAVATORY FAUCET
SPF-01	SPECIALTY PLASTER FINISH
ST-32	STONE SLAB - POLISHED
TA-01	TOILET PAPER DISPENSER
TA-03	RECESSED PAPER TOWEL DISPENSER & WASTE RECEPTACLE
TA-04	RECESSED SANITARY NAPKIN DISPOSAL UNIT
TA-07	RECESSED SOAP DISPENSER
TA-15	STAINLESS STEEL GRAB BAR WITH SNAP FLANGE
TA-31	MIRROR IN FRAME
WC-02	WALL COVERING
WDV-03	WOOD VENEER WALL PANEL

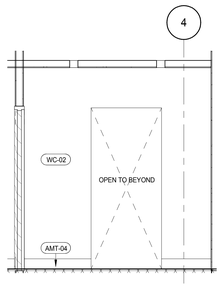

INTERIOR ELEV. - LOBBY REST RM VESTIBULE 10
A-911
3/8" = 1'-0"

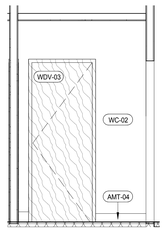

INTERIOR ELEV. - LOBBY REST RM VESTIBULE 9
A-911
3/8" = 1'-0"

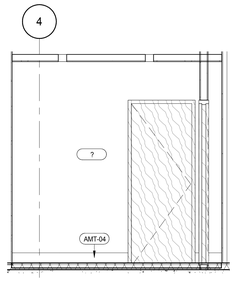

INTERIOR ELEV. - LOBBY REST RM VESTIBULE 8
A-911
3/8" = 1'-0"

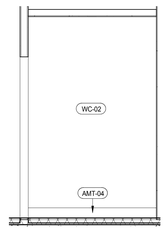

INTERIOR ELEV. - LOBBY REST RM VESTIBULE 7
A-911
3/8" = 1'-0"

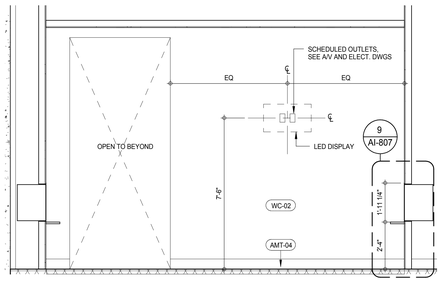

INTERIOR ELEV. - LOBBY MAIL RM 6
A-911
3/8" = 1'-0"

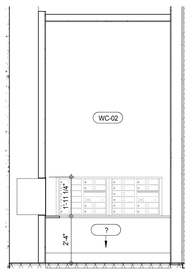

INTERIOR ELEV. - LOBBY MAIL RM 5
A-911
3/8" = 1'-0"

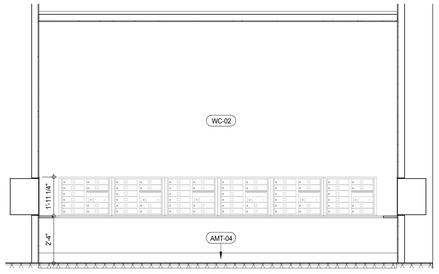

INTERIOR ELEV. - LOBBY MAIL RM 4
A-911
3/8" = 1'-0"

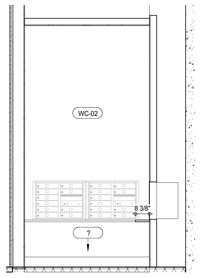

INTERIOR ELEV. - LOBBY MAIL RM 3
A-911
3/8" = 1'-0"

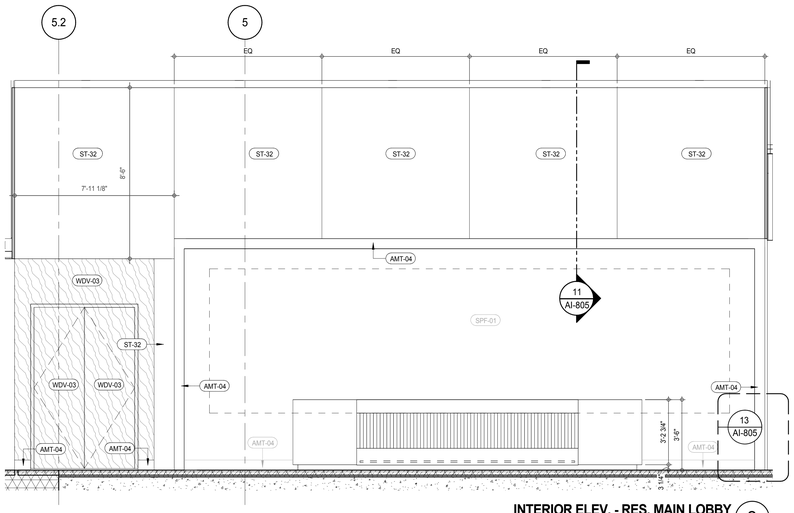

INTERIOR ELEV. - RES. MAIN LOBBY 2
A-911
3/8" = 1'-0"

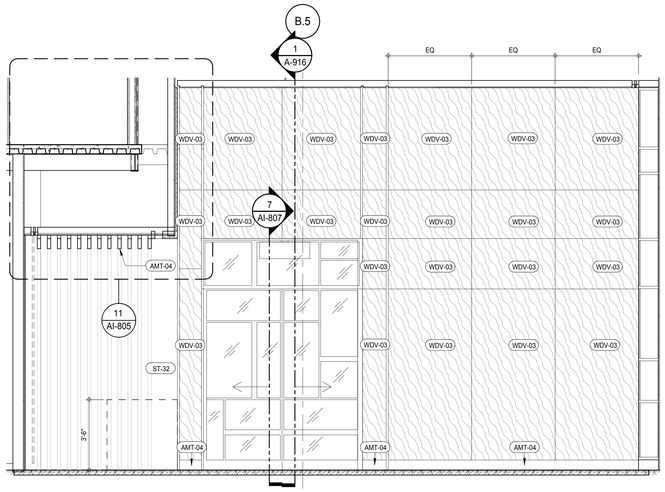

INTERIOR ELEV. - RES. MAIN LOBBY 1
A-911
3/8" = 1'-0"



KEY PLAN:

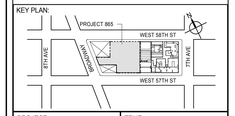

PROJECT NORTH

TRUE NORTH

DEVELOPER:
EXTELL DEVELOPMENT COMPANY
805 THIRD AVENUE, 7TH FLOOR
New York, NY 10022 USA
TEL: 212 712 6000 FAX: 212 712 6100

DESIGN ARCHITECT: Base Building Shell & Core
ADRIAN SMITH + GORDON GILL ARCHITECTURE
111 WEST MONROE STREET SUITE 2300
CHICAGO IL 60603
TEL: 312 920 1888 FAX: 312 920 1775

INTERIOR DESIGNER: Residential
Rottet Architecture and Design Studio, PLLC
298 Fifth Ave, 7th Floor
New York, NY 10001
TEL: 646 998 7000 FAX:

ARCHITECT OF RECORD: Base Building Shell, Core, & Residential
AAI ARCHITECTS, P.C.
401 Wellington St. W., 3rd Floor
Toronto, ON M5V 1E7 Canada
TEL: 416 967 1500 FAX: 416 967 7150

STRUCTURAL ENGINEERS:
WSP CANTOR SEINUK
228 EAST 45th Street
New York, NY 10017 USA
TEL: 212 687 9888 FAX: 646 487 5501

MEP ENGINEERS:
AKF GROUP
165 Broadway, 22nd Floor
New York, NY 10006 USA
TEL: 212 354 5656 FAX: 212 354 5668

GEOTECHNICAL ENGINEERS:
Langan Engineering & Environmental Services
21 Penn Plaza - 360 West 31st Street, 8th Floor
New York, NY 10001-2727
TEL: 212 479 5400 FAX: 212 479 5444

CODE CONSULTANTS:
Construction Consulting Associates
100 Church Street
New York, NY 10007
TEL: 212 385 1818 FAX: 212 385 1911

CURTAINWALL CONSULTANT:
AJLP Consulting
40 Worth Street. Suite 826
New York, NY 10013
TEL: 212 757 5659 FAX: 646 219 8508

LANDMARK/PRESERVATION CONSULTANT:
Jan Hird Pokorny Associates, Inc.
39 West 37th Street, 12A
New York, NY 10018
TEL: 212 759 6462 FAX: 212 759 6540

No.	DESCRIPTION	DATE
1	CD PROGRESS ISSUE 4	01 JUN 15
	D.O.B. AMENDMENT 1	24 JUL 15
2	CD PROGRESS ISSUE 5	10 AUG 15
	D.O.B. AMENDMENT 2	21 SEP 15

NOT FOR BID/CONSTRUCTION

Discrepancies must be reported immediately to the Architect before proceeding. Only figured dimensions are to be used. Contractors must check all dimensions on site. This drawing is protected by copyright.

ALL DIMENSIONS ARE SHOWN IN IMPERIAL.

CONSULTANT:
AAI ARCHITECTS, P.C.

PROJECT:
217 WEST 57TH STREET
NEW YORK, NY

DRAWING TITLE:
MAIN LOBBY ELEVATIONS

SEAL & SIGNATURE:

DATE:	01 JUN 15
PROJECT No:	1216-00
DRAWN: Author	REV: 2
CHK: Checker	
SCALE: 3/8" = 1'-0"	
DWG No:	A-913.01
DOB PAGE No:	490 of 569

DOB EMPLOYEE STAMP:

DOB B-SCAN:

36" x 48" Arch E SHEET SIZE
FILE NAME: C:\Revit Local Files\EXTELL-865-AAI-TWR-CNE_hadams.rvt
PLOT DATE: 9/22/2015 12:59:21 PM

DEPT OF BLDGS 121253505 Job Number
E305567245 Scan Code

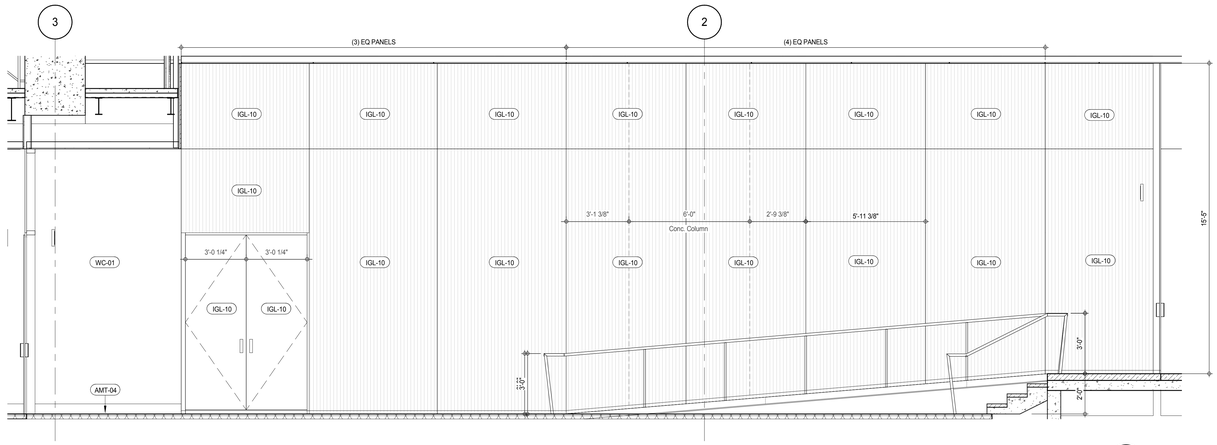

INTERIOR ELEV. - 58TH ST. RES. LOBBY 9
A-911
3/8" = 1'-0"

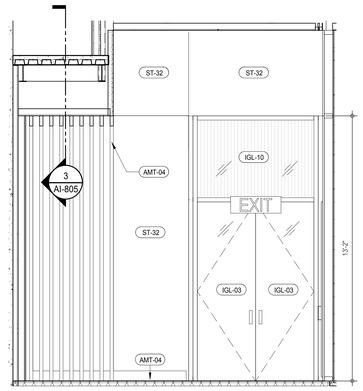

INTERIOR ELEV. - 58TH ST. RES. LOBBY 8
A-911
3/8" = 1'-0"

KEYNOTE LEGEND:

KEYNOTE	DESCRIPTION
AMT-04	PLATINISHED BRASS
AMT-05	STATUARY DARK BRONZE
IGL-03	CLEAR, LOW IRON GLASS
IGL-10	FLUTED GLASS
SPF-01	SPECIALTY PLASTER FINISH
ST-16	STONE TILE - POLISHED
ST-25	STONE SLAB POLISHED
ST-26	STONE TILE - POLISHED
ST-32	STONE SLAB - POLISHED
WC-01	WALL COVERING
WDV-04	WOOD VENEER WALL PANEL

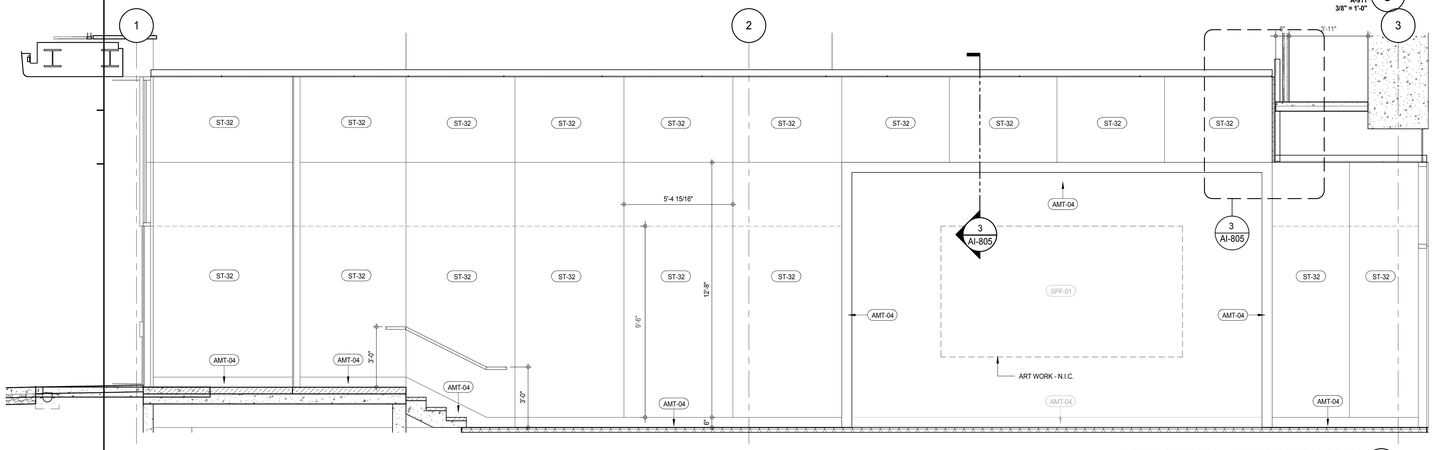

INTERIOR ELEV. - 58TH ST. RES. LOBBY 7
A-911
3/8" = 1'-0"

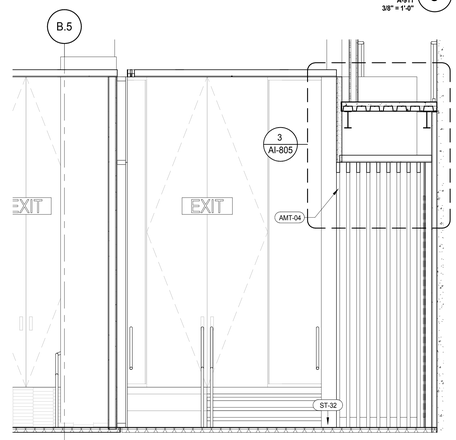

INTERIOR ELEV. - 58TH ST. RES. LOBBY 6
A-911
3/8" = 1'-0"

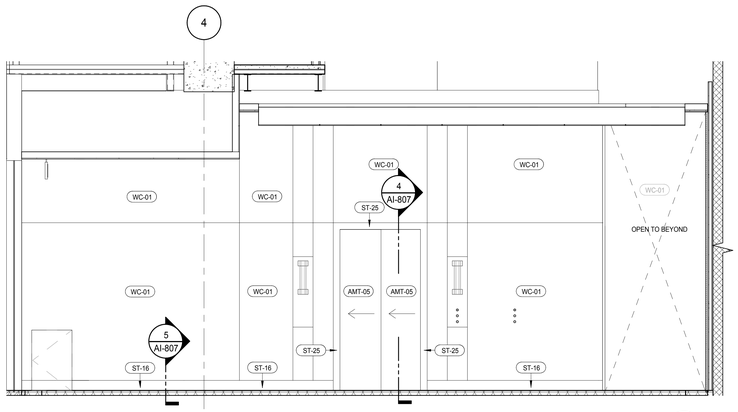

INTERIOR ELEV. - RES. ELEVATOR LOBBY 5
A-911
3/8" = 1'-0"

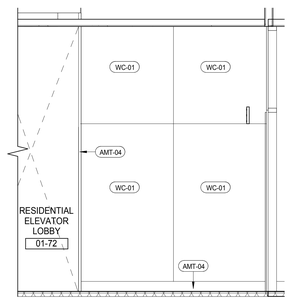

INTERIOR ELEV. - RES. ELEVATOR LOBBY 4
A-911
3/8" = 1'-0"

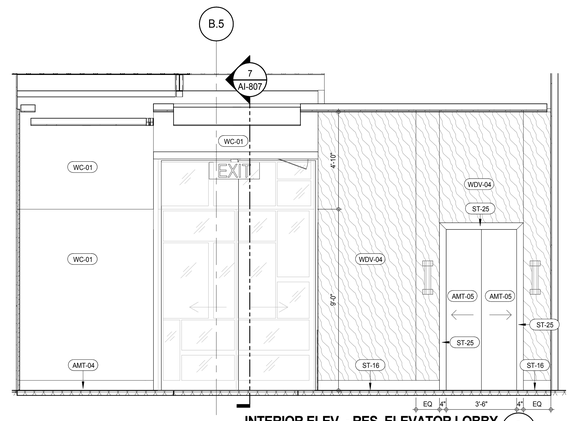

INTERIOR ELEV. - RES. ELEVATOR LOBBY 3
A-911
3/8" = 1'-0"

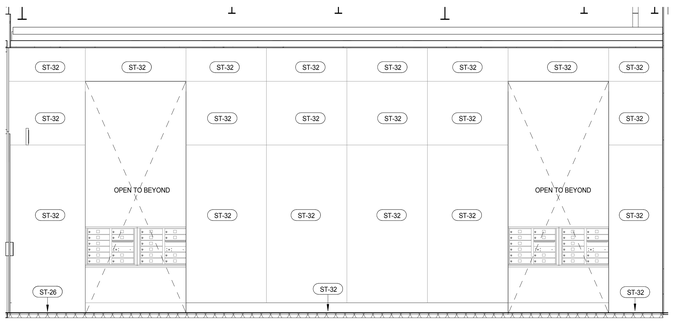

INTERIOR ELEV. - RES. ELEVATOR LOBBY 2
A-911
3/8" = 1'-0"

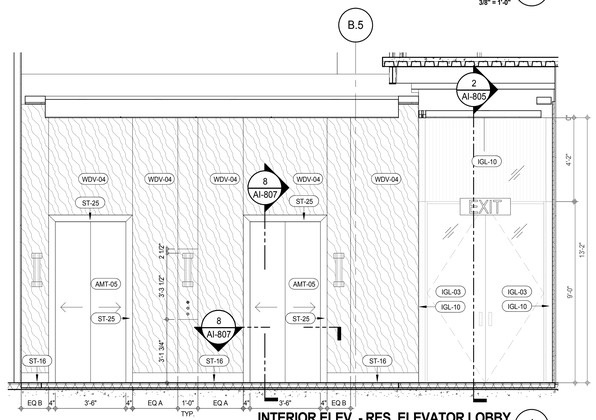

INTERIOR ELEV. - RES. ELEVATOR LOBBY 1
A-911
3/8" = 1'-0"

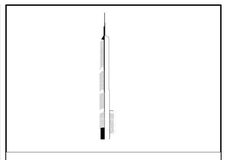

KEY PLAN:

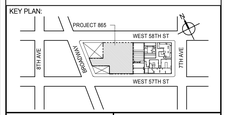

PROJECT NORTH

TRUE NORTH

DEVELOPER:
EXTELL DEVELOPMENT COMPANY
805 THIRD AVENUE, 7TH FLOOR
New York, NY 10022 USA
TEL: 212 712 6000 FAX: 212 712 6100

DESIGN ARCHITECT: Base Building Shell & Core
ADRIAN SMITH + GORDON GILL ARCHITECTURE
111 WEST MONROE STREET SUITE 2300
CHICAGO IL 60603
TEL: 312 920 1888 FAX: 312 920 1775

INTERIOR DESIGNER: Residential
Rottet Architecture and Design Studio, PLLC
298 Fifth Ave, 7th Floor
New York, NY 10001
TEL: 646 998 7000 FAX:

ARCHITECT OF RECORD: Base Building Shell, Core, & Residential
AAI ARCHITECTS, P.C.
401 Wellington St. W., 3rd Floor
Toronto, ON M5V 1E7 Canada
TEL: 416 967 1500 FAX: 416 967 7150

STRUCTURAL ENGINEERS:
WSP CANTOR SEINUK
228 EAST 45th Street
New York, NY 10017 USA
TEL: 212 687 9888 FAX: 646 487 5501

MEP ENGINEERS:
AKF GROUP
165 Broadway, 22nd Floor
New York, NY 10006 USA
TEL: 212 354 5656 FAX: 212 354 5668

GEOTECHNICAL ENGINEERS:
Langan Engineering & Environmental Services
21 Penn Plaza - 360 West 31st Street, 8th Floor
New York, NY 10001-2727
TEL: 212 479 5400 FAX: 212 479 5444

CODE CONSULTANTS:
Construction Consulting Associates
100 Church Street
New York, NY 10007
TEL: 212 385 1818 FAX: 212 385 1911

CURTAINWALL CONSULTANT:
AJLP Consulting
40 Worth Street. Suite 826
New York, NY 10013
TEL: 212 757 5659 FAX: 646 219 8508

LANDMARK/PRESERVATION CONSULTANT:
Jan Hird Pokorny Associates, Inc.
39 West 37th Street, 12A
New York, NY 10018
TEL: 212 759 6462 FAX: 212 759 6540

No.	DESCRIPTION	DATE
1	CD PROGRESS ISSUE 4	01 JUN 15
2	CD PROGRESS ISSUE 5	10 AUG 15
	D.O.B. AMENDMENT 2	21 SEP 15

NOT FOR BID/CONSTRUCTION

Discrepancies must be reported immediately to the Architect before proceeding. Only figured dimensions are to be used. Contractors must check all dimensions on site. This drawing is protected by copyright.

ALL DIMENSIONS ARE SHOWN IN IMPERIAL.

CONSULTANT:

AAI ARCHITECTS, P.C.

PROJECT:

217 WEST 57TH STREET
NEW YORK, NY

DRAWING TITLE:

MAIN LOBBY ELEVATIONS

SEAL & SIGNATURE:

REGISTERED ARCHITECT RENE DAVID ORNELAS 026885 STATE OF NEW YORK

DATE:	01 JUN 15
PROJECT No:	1216-00
DRAWN: Author	REV: 2
CHK: Checker	
SCALE: 3/8" = 1'-0"	
DWG No:	A-914.00
DOB PAGE No:	491 of 569

DOB EMPLOYEE STAMP:

DOB B-SCAN:

36" x 48" Arch E SHEET SIZE
FILE NAME: C:\Revit Local Files\EXTELL-865-AAI-TWR-CNF_hudson.rvt
PLOT DATE: 9/22/2015 1:56:02 PM

DEPT OF BLDGS 421208305 Job Number
E381304245 Scan Code

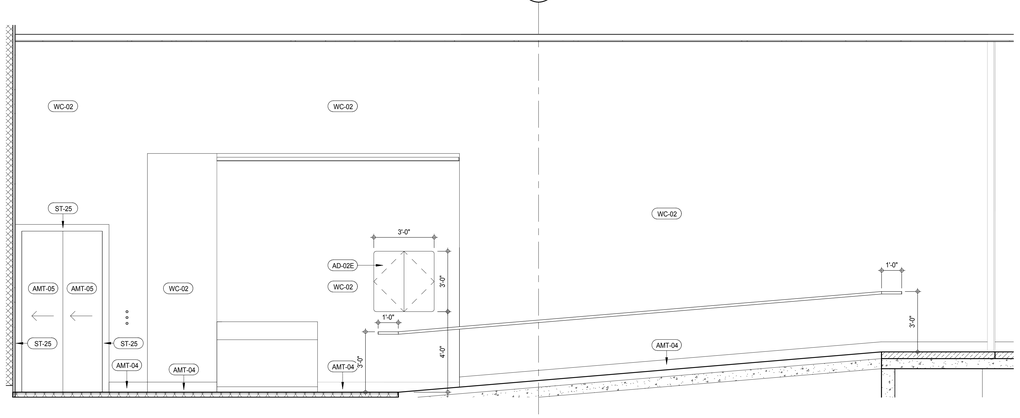

INTERIOR ELEV. - SERVICE ELEVATOR LOBBY (4)
A-911
3/8" = 1'-0"

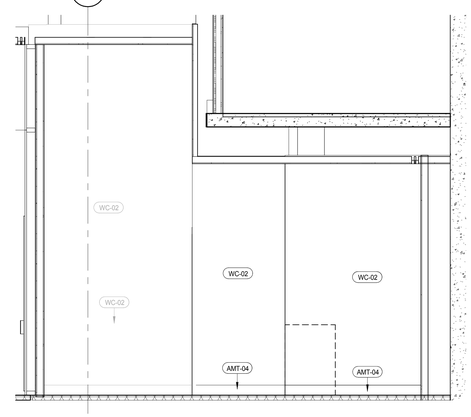

INTERIOR ELEV. - SERVICE ELEVATOR LOBBY (3)
A-911
3/8" = 1'-0"

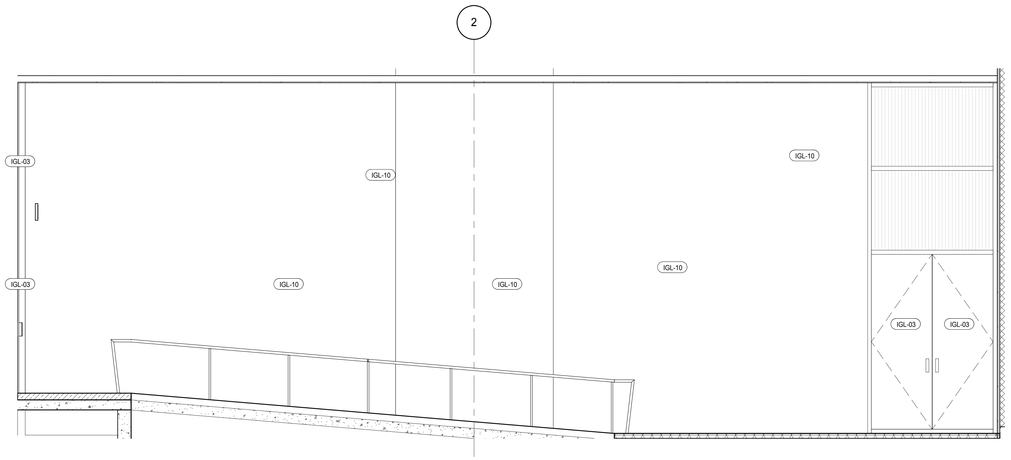

INTERIOR ELEV. - SERVICE ELEVATOR LOBBY (2)
A-911
3/8" = 1'-0"

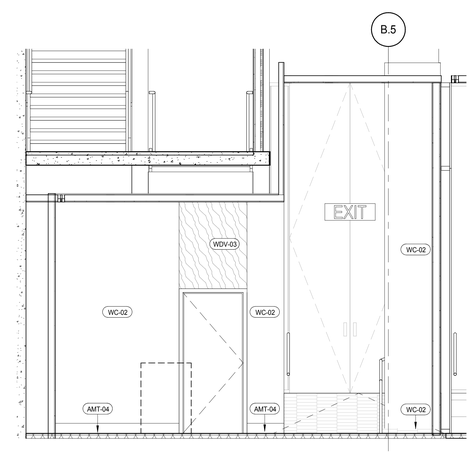

INTERIOR ELEV. - SERVICE ELEVATOR LOBBY (1)
A-911
3/8" = 1'-0"

KEYNOTE LEGEND:

TAG #	DESCRIPTION
AD-02E	
AMT-04	CUSTOM BURNISHED BRASS
AMT-05	STATUARY DARK BRONZE
IGL-03	CLEAR, LOW IRON GLASS
IGL-10	FLUTED GLASS
ST-25	STONE SLAB POLISHED
WC-02	WALL COVERING
WDV-03	WOOD VENEER WALL PANEL



KEY PLAN:

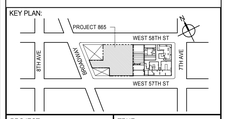

PROJECT NORTH

TRUE NORTH

DEVELOPER:
EXTELL DEVELOPMENT COMPANY
805 THIRD AVENUE, 7TH FLOOR
New York, NY 10022 USA
TEL: 212 712 6000 FAX: 212 712 6100

DESIGN ARCHITECT: Base Building Shell & Core
ADRIAN SMITH + GORDON GILL ARCHITECTURE
111 WEST MONROE STREET SUITE 2300
CHICAGO IL 60603
TEL: 312 920 1888 FAX: 312 920 1775

INTERIOR DESIGNER: Residential
Rottet Architecture and Design Studio, PLLC
298 Fifth Ave, 7th Floor
New York, NY 10001
TEL: 646 998 7000 FAX:

ARCHITECT OF RECORD: Base Building Shell, Core, & Residential
AAI ARCHITECTS, P.C.
401 Wellington St. W., 3rd Floor
Toronto, ON M5V 1E7 Canada
TEL: 416 967 1500 FAX: 416 967 7150

STRUCTURAL ENGINEERS:
WSP CANTOR SEINUK
228 EAST 45th Street
New York, NY 10017 USA
TEL: 212 687 9888 FAX: 646 487 5501

MEP ENGINEERS:
AKF GROUP
165 Broadway, 22nd Floor
New York, NY 10006 USA
TEL: 212 354 5656 FAX: 212 354 5668

GEOTECHNICAL ENGINEERS:
Langan Engineering & Environmental Services
21 Penn Plaza - 360 West 31st Street, 8th Floor
New York, NY 10001-2727
TEL: 212 479 5400 FAX: 212 479 5444

CODE CONSULTANTS:
Construction Consulting Associates
100 Church Street
New York, NY 10007
TEL: 212 385 1818 FAX: 212 385 1911

CURTAINWALL CONSULTANT:
AJLP Consulting
40 Worth Street. Suite 826
New York, NY 10013
TEL: 212 757 5659 FAX: 646 219 8508

LANDMARK/PRESERVATION CONSULTANT:
Jan Hird Pokorny Associates, Inc.
39 West 37th Street, 12A
New York, NY 10018
TEL: 212 759 6462 FAX: 212 759 6540

No.	DESCRIPTION	DATE
1	CD PROGRESS ISSUE 4	01 JUN 15
2	CD PROGRESS ISSUE 5	10 AUG 15
	D.O.B. AMENDMENT 2	21 SEP 15

NOT FOR BID/CONSTRUCTION

Discrepancies must be reported immediately to the Architect before proceeding. Only figured dimensions are to be used. Contractors must check all dimensions on site. This drawing is protected by copyright.

ALL DIMENSIONS ARE SHOWN IN IMPERIAL.

CONSULTANT:
AAI ARCHITECTS, P.C.

PROJECT:
217 WEST 57TH STREET
NEW YORK, NY

DRAWING TITLE:
MAIN LOBBY ELEVATIONS

SEAL & SIGNATURE:

DATE:	01 JUN 15
PROJECT No:	1216-00
DRAWN: Author	REV: 2
CHK: Checker	
SCALE: 3/8" = 1'-0"	
DWG No:	A-915.00
DOB PAGE No:	492 of 569

DOB EMPLOYEE STAMP:

DOB B-SCAN:

36" x 48" Arch E SHEET SIZE
FILE NAME: C:\Revit Local Files\EXTELL-865-AAI-TWR-CNE_hadams.rvt
PLOT DATE: 9/23/2015 1:00:29 PM

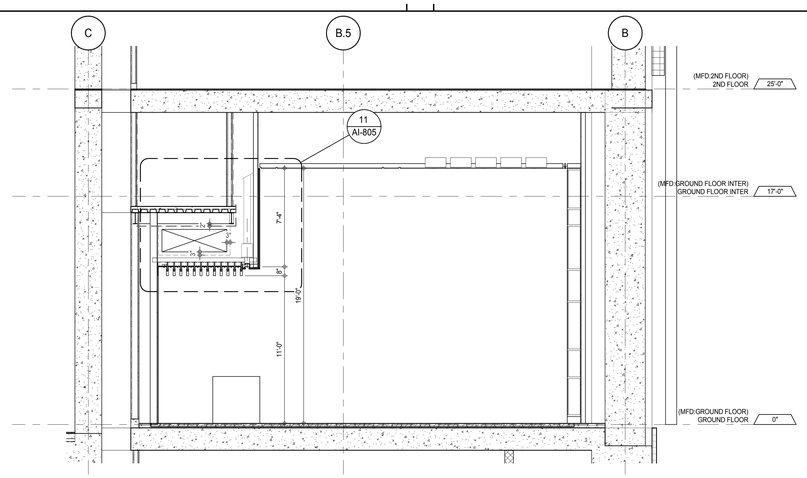

ENLARGED SECTION - RES. MAIN LOBBY 5
A-425
1/4" = 1'-0"

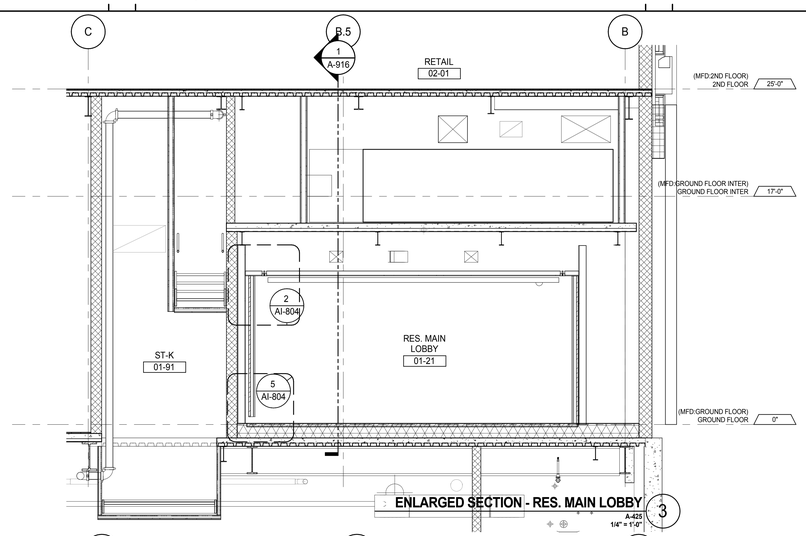

ENLARGED SECTION - RES. MAIN LOBBY 3
A-425
1/4" = 1'-0"

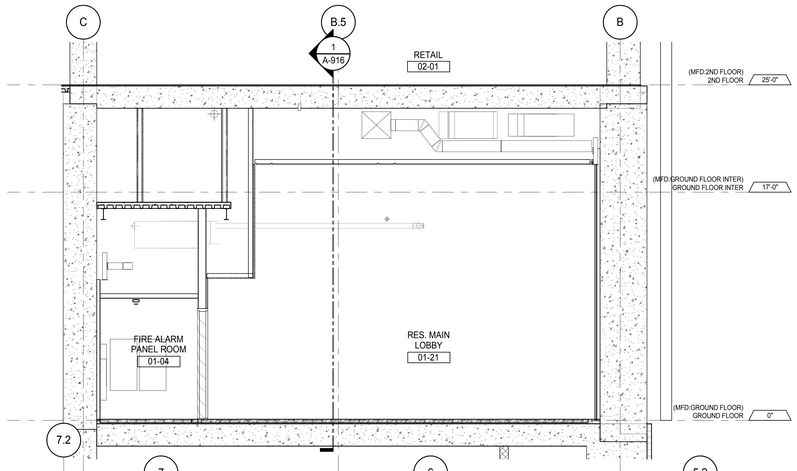

ENLARGED SECTION - RES. MAIN LOBBY 4
A-425
1/4" = 1'-0"

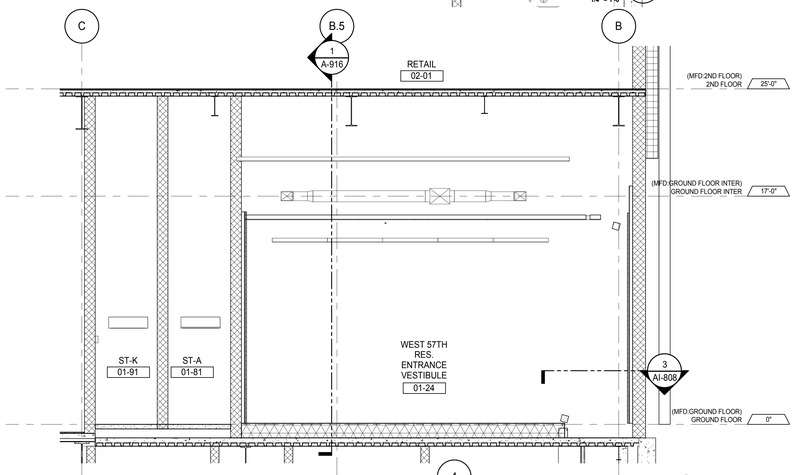

ENLARGED SECTION - MAIN ENTRANCE VESTIBULE 2
A-425
1/4" = 1'-0"

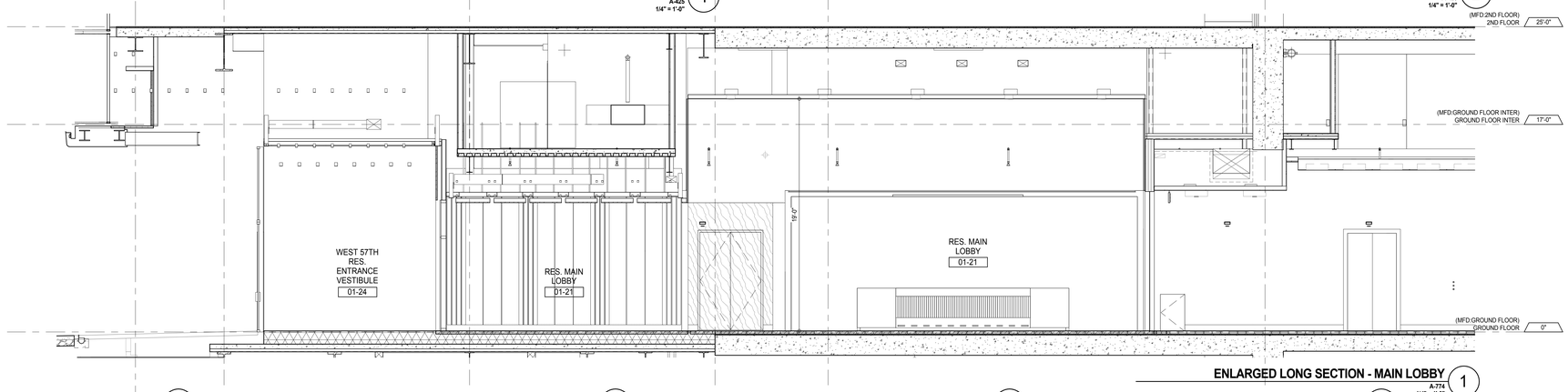

ENLARGED LONG SECTION - MAIN LOBBY 1
A-774
1/4" = 1'-0"

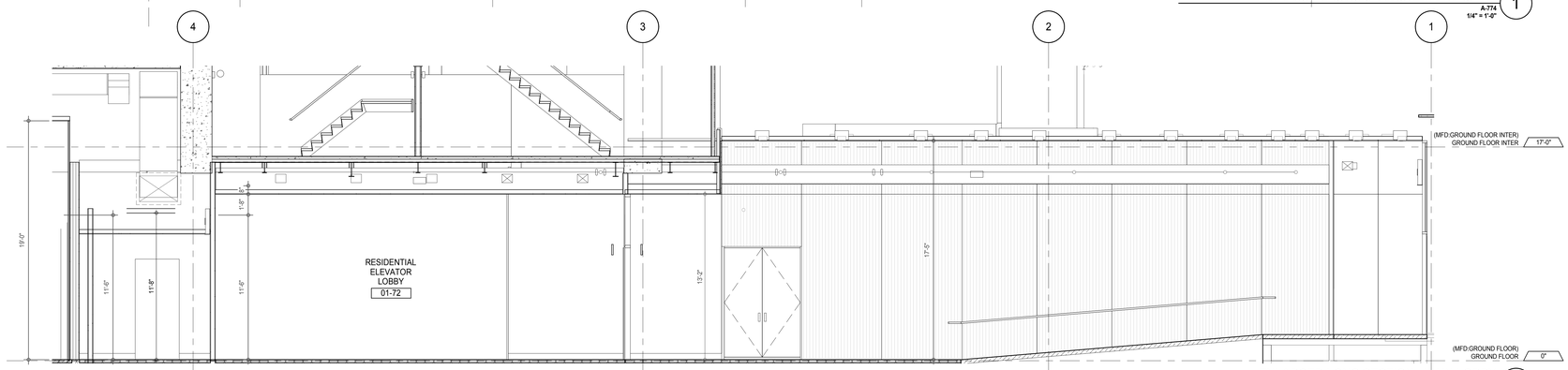

ENLARGED LONG SECTION - MAIN LOBBY 6
A-426
1/4" = 1'-0"

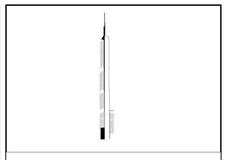

KEY PLAN:

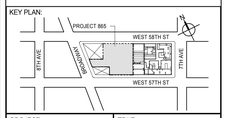

PROJECT NORTH

TRUE NORTH

DEVELOPER:
EXTELL DEVELOPMENT COMPANY
805 THIRD AVENUE, 7TH FLOOR
New York, NY 10022 USA
TEL: 212 712 6000 FAX: 212 712 6100

DESIGN ARCHITECT: Base Building Shell & Core
ADRIAN SMITH + GORDON GILL ARCHITECTURE
111 WEST MONROE STREET SUITE 2300
CHICAGO IL 60603
TEL: 312 920 1888 FAX: 312 920 1775

INTERIOR DESIGNER: Residential
Rottet Architecture and Design Studio, PLLC
298 Fifth Ave, 7th Floor
New York, NY 10001
TEL: 646 998 7000 FAX:

ARCHITECT OF RECORD: Base Building Shell, Core, & Residential
AAI ARCHITECTS, P.C.
401 Wellington St. W., 3rd Floor
Toronto, ON M5V 1E7 Canada
TEL: 416 967 1500 FAX: 416 967 7150

STRUCTURAL ENGINEERS:
WSP CANTOR SEINUK
228 EAST 45th Street
New York, NY 10017 USA
TEL: 212 687 9888 FAX: 646 487 5501

MEP ENGINEERS:
AKF GROUP
165 Broadway, 22nd Floor
New York, NY 10006 USA
TEL: 212 354 5656 FAX: 212 354 5668

GEOTECHNICAL ENGINEERS:
Langan Engineering & Environmental Services
21 Penn Plaza - 360 West 31st Street, 8th Floor
New York, NY 10001-2727
TEL: 212 479 5400 FAX: 212 479 5444

CODE CONSULTANTS:
Construction Consulting Associates
100 Church Street
New York, NY 10007
TEL: 212 385 1818 FAX: 212 385 1911

CURTAINWALL CONSULTANT:
AJLP Consulting
40 Worth Street. Suite 826
New York, NY 10013
TEL: 212 757 5659 FAX: 646 219 8508

LANDMARK/PRESERVATION CONSULTANT:
Jan Hird Pokorny Associates, Inc.
39 West 37th Street, 12A
New York, NY 10018
TEL: 212 759 6462 FAX: 212 759 6540

No.	DESCRIPTION	DATE
1	CD PROGRESS ISSUE 5	10 AUG 15
	D.O.B. AMENDMENT 2	21 SEP 15

NOT FOR BID/CONSTRUCTION

Discrepancies must be reported immediately to the Architect before proceeding. Only figured dimensions are to be used. Contractors must check all dimensions on site. This drawing is protected by copyright.

ALL DIMENSIONS ARE SHOWN IN IMPERIAL.

CONSULTANT:

AAI ARCHITECTS, P.C.

PROJECT:

217 WEST 57TH STREET
NEW YORK, NY

DRAWING TITLE:

MAIN LOBBY SECTIONS

SEAL & SIGNATURE:

REGISTERED ARCHITECT
ANDRE DAVID JAKSER
No. 028863
STATE OF NEW YORK

DATE:	10 AUG 15
PROJECT No:	1216-00
DRAWN: Author	REV:
CHK: Checker	1
SCALE: 1/4" = 1'-0"	
DWG No:	A-916.00
DOB PAGE No:	493 of 569

DOB EMPLOYEE STAMP:

DOB B-SCAN:

DEPT OF BLDGS 421263305 Job Number
ES1 35001039 Scan Code
36" x 48" Arch E SHEET SIZE
FILE NAME: C:\Revit Local Files\STELL-856-AAI-TWR-CNF_andarm.rvt
PLOT DATE: 9/2/2015 10:01:19 PM

DEPT OF BLDGS 421258305 Job Number
E305351300110 Scan Code

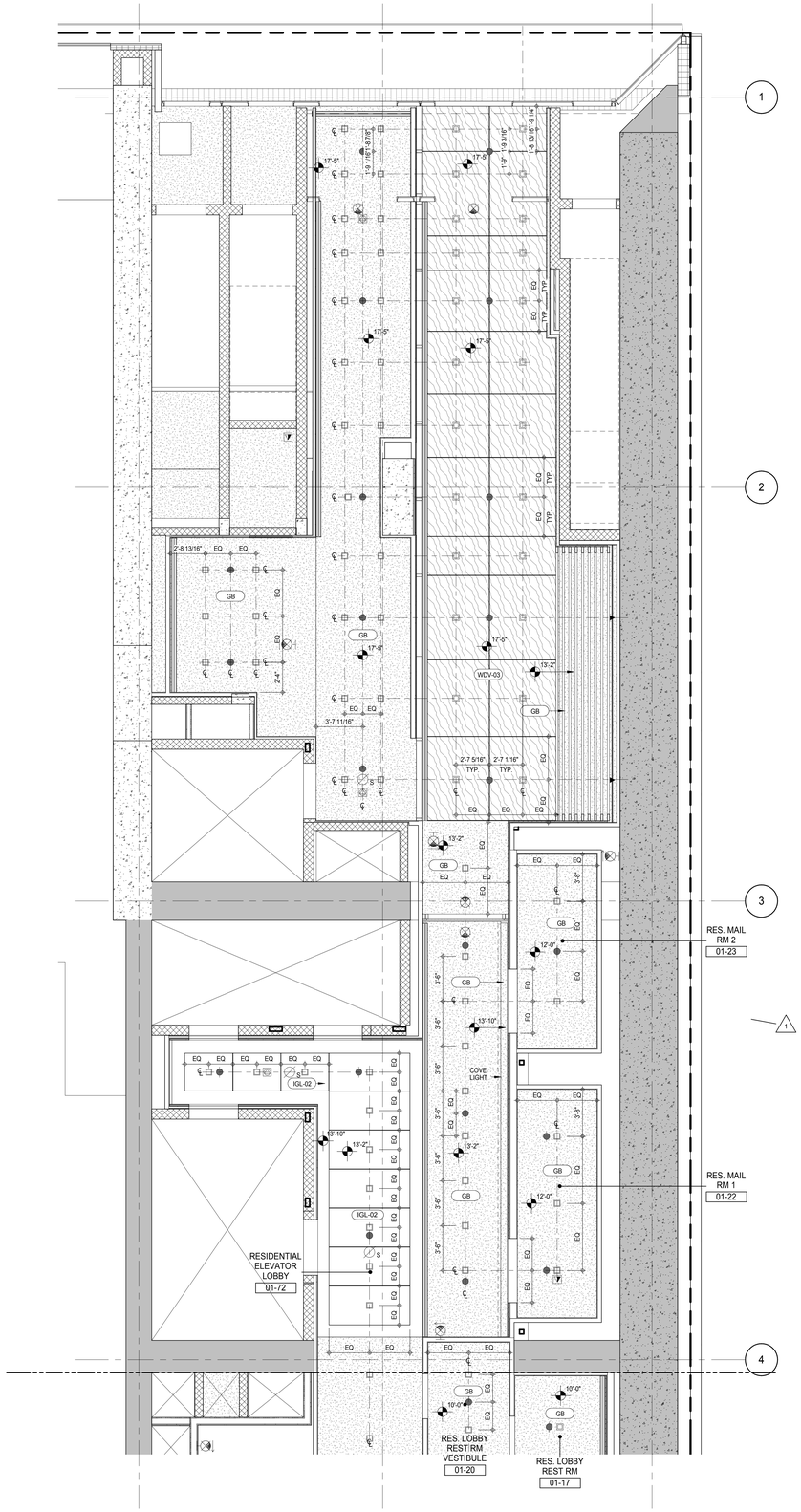

ENLARGED RCP - RESIDENTIAL MAIN LOBBY - NORTH (2)
A-705
1/4" = 1'-0"

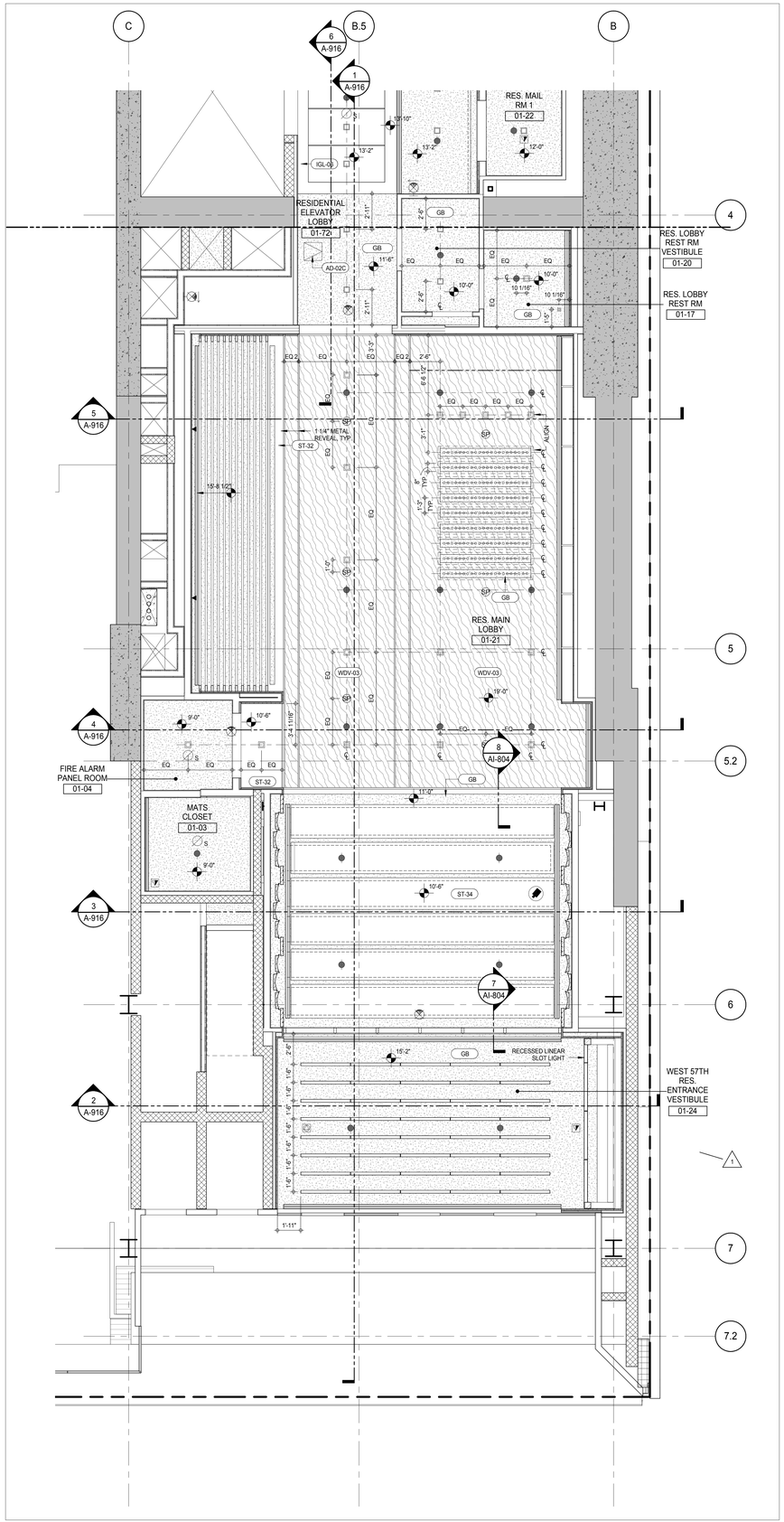

ENLARGED RCP - RESIDENTIAL MAIN LOBBY - SOUTH (1)
A-705
1/4" = 1'-0"

KEYNOTE LEGEND:

TAG #	DESCRIPTION
AD-02C	ACCESS DOOR FLUSH NON RATED 18" x 18"
GB	GYPSUM BOARD
IGL-02	BACK PAINTED GLASS
IGL-06	CLEAR GLASS, SILVER MIRROR
ST-32	STONE SLAB - POLISHED
ST-34	STONE SLAB - HONED
WDV-03	WOOD VENEER WALL PANEL

KEY PLAN:

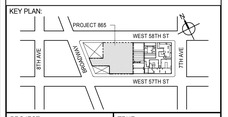

PROJECT NORTH: TRUE NORTH

DEVELOPER:
EXTELL DEVELOPMENT COMPANY
805 THIRD AVENUE, 7TH FLOOR
New York, NY 10022 USA
TEL: 212 712 6000 FAX: 212 712 6100

DESIGN ARCHITECT: Base Building Shell & Core
ADRIAN SMITH + GORDON GILL ARCHITECTURE
111 WEST MONROE STREET SUITE 2300
CHICAGO IL 60603
TEL: 312 920 1888 FAX: 312 920 1775

INTERIOR DESIGNER: Residential
Rottet Architecture and Design Studio, PLLC
298 Fifth Ave, 7th Floor
New York, NY 10001
TEL: 646 998 7000 FAX:

ARCHITECT OF RECORD: Base Building Shell, Core, & Residential
AAI ARCHITECTS, P.C.
401 Wellington St. W., 3rd Floor
Toronto, ON M5V 1E7 Canada
TEL: 416 967 1500 FAX: 416 967 7150

STRUCTURAL ENGINEERS:
WSP CANTOR SEINUK
228 EAST 45th Street
New York, NY 10017 USA
TEL: 212 687 9888 FAX: 646 487 5501

MEP ENGINEERS:
AKF GROUP
165 Broadway, 22nd Floor
New York, NY 10006 USA
TEL: 212 354 5656 FAX: 212 354 5668

GEOTECHNICAL ENGINEERS:
Langan Engineering & Environmental Services
21 Penn Plaza - 360 West 31st Street, 8th Floor
New York, NY 10001-2727
TEL: 212 479 5400 FAX: 212 479 5444

CODE CONSULTANTS:
Construction Consulting Associates
100 Church Street
New York, NY 10007
TEL: 212 385 1818 FAX: 212 385 1911

CURTAINWALL CONSULTANT:
AJLP Consulting
40 Worth Street. Suite 826
New York, NY 10013
TEL: 212 757 5659 FAX: 646 219 8508

LANDMARK/PRESERVATION CONSULTANT:
Jan Hird Pokorny Associates, Inc.
39 West 37th Street, 12A
New York, NY 10018
TEL: 212 759 6462 FAX: 212 759 6540

No.	DESCRIPTION	DATE
1	CD PROGRESS ISSUE 4	01 JUN 15
2	CD PROGRESS ISSUE 5	10 AUG 15
	D.O.B. AMENDMENT 2	21 SEP 15

NOT FOR BID/CONSTRUCTION

Discrepancies must be reported immediately to the Architect before proceeding. Only figured dimensions are to be used. Contractors must check all dimensions on site. This drawing is protected by copyright.

ALL DIMENSIONS ARE SHOWN IN IMPERIAL.

CONSULTANT: AAI ARCHITECTS, P.C.

PROJECT:
217 WEST 57TH STREET
NEW YORK, NY

DRAWING TITLE:
MAIN LOBBY RCP

SEAL & SIGNATURE: REGISTERED ARCHITECT ADRIAN DAVID GORDON LICENSE No. 028681 STATE OF NEW YORK

DATE:	01 JUN 15
PROJECT No:	1216-00
DRAWN: Author	REV: 2
CHK: Checker	
SCALE: 1/4" = 1'-0"	
DWG No:	A-917.00
DOB PAGE No:	494 of 569

DOB EMPLOYEE STAMP: DOB B-SCAN:

36" x 48" Arch E SHEET SIZE
FILE NAME: C:\Revit Local Files\EXTELL-865-AAI-TWR-CNF_hardarm.rvt
PLOT DATE: 9/22/2015 11:02:31 PM

DEPT OF BLDGS 421208305 Job Number
E3181952279 Scan Code

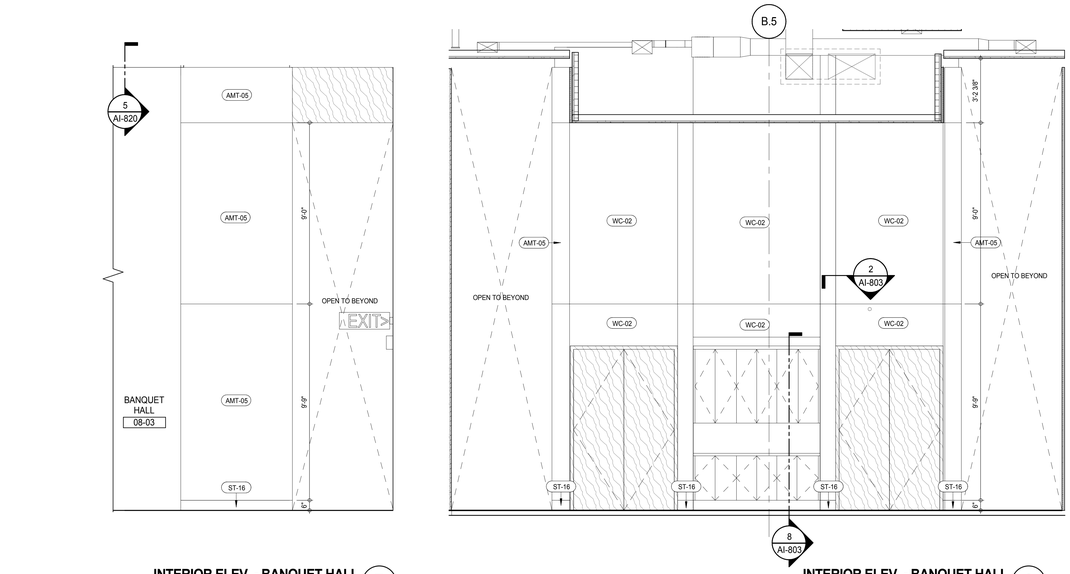

INTERIOR ELEV. - BANQUET HALL 7
A-114
3/8" = 1'-0"

INTERIOR ELEV. - BANQUET HALL 6
A-114
3/8" = 1'-0"

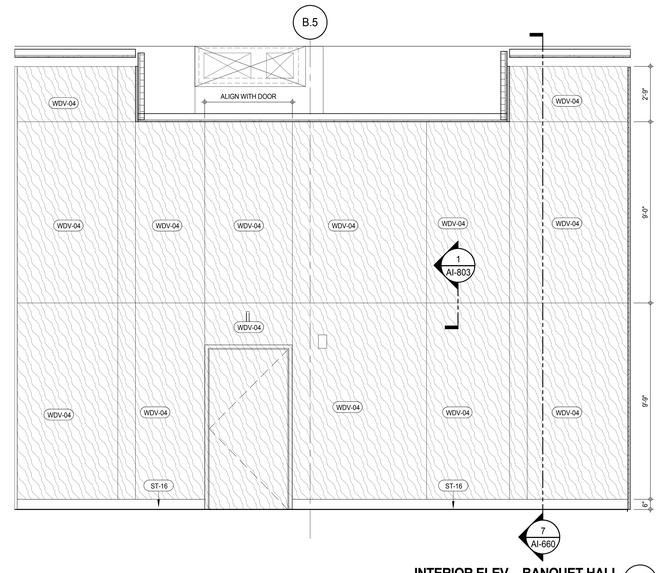

INTERIOR ELEV. - BANQUET HALL 5
A-114
3/8" = 1'-0"

KEYNOTE LEGEND:

TAG #	DESCRIPTION
AMT-05	STATUARY DARK BRONZE
IGL-06	CLEAR GLASS, SILVER MIRROR
ST-16	STONE TILE - POLISHED
ST-32	STONE SLAB - POLISHED
WC-02	WALL COVERING
WDV-04	WOOD VENEER WALL PANEL

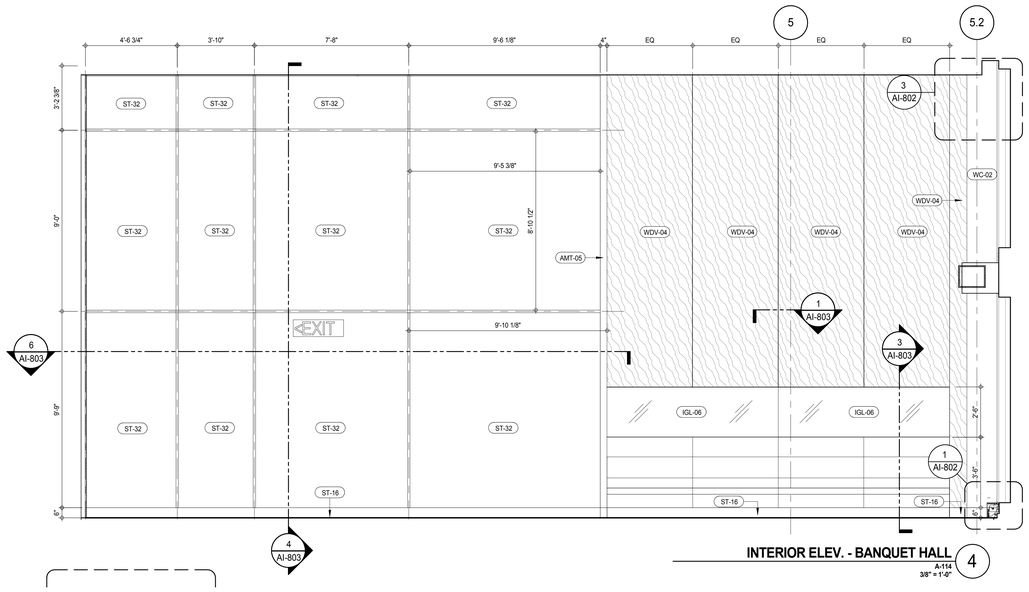

INTERIOR ELEV. - BANQUET HALL 4
A-114
3/8" = 1'-0"

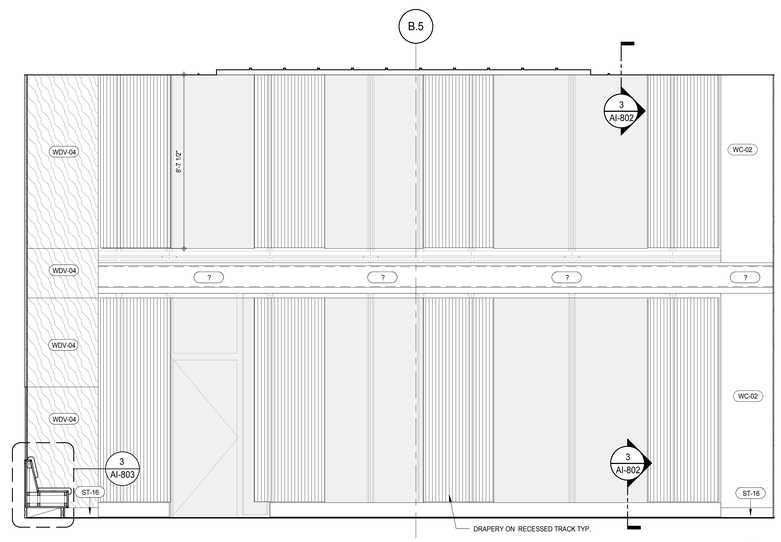

INTERIOR ELEV. - BANQUET HALL 3
A-114
3/8" = 1'-0"

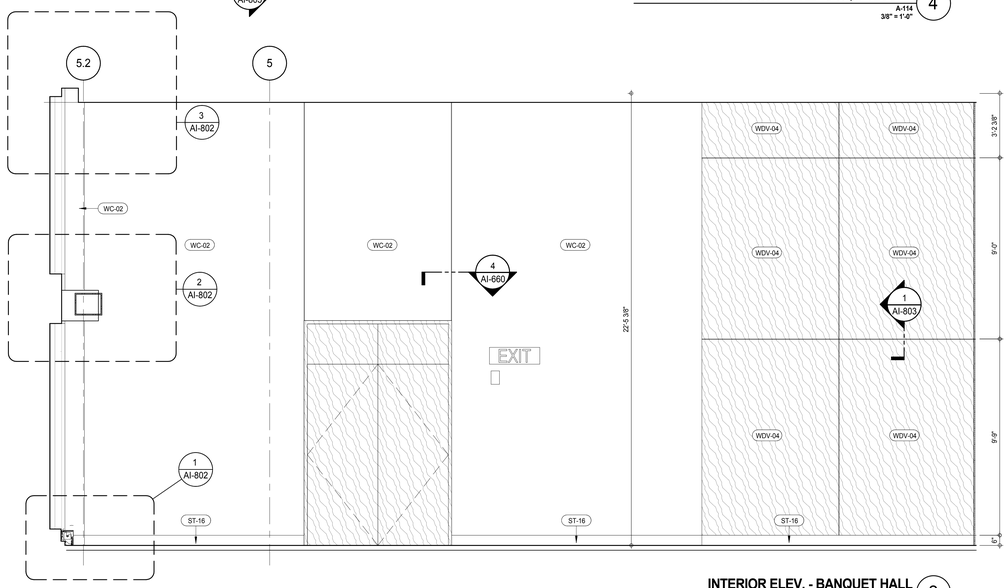

INTERIOR ELEV. - BANQUET HALL 2
A-114
3/8" = 1'-0"

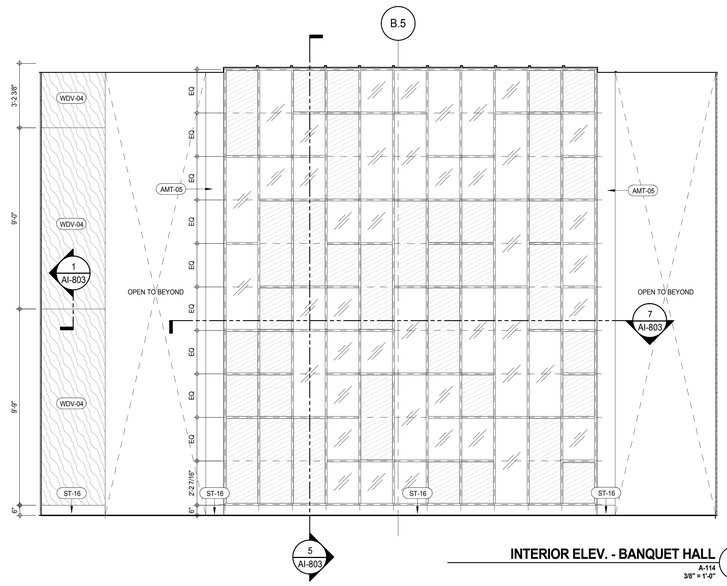

INTERIOR ELEV. - BANQUET HALL 1
A-114
3/8" = 1'-0"



KEY PLAN:

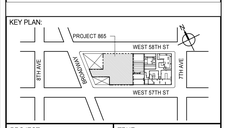

PROJECT NORTH

TRUE NORTH

DEVELOPER:
EXTELL DEVELOPMENT COMPANY
805 THIRD AVENUE, 7TH FLOOR
New York, NY 10022 USA
TEL: 212 712 6000 FAX: 212 712 6100

DESIGN ARCHITECT: Base Building Shell & Core
ADRIAN SMITH + GORDON GILL ARCHITECTURE
111 WEST MONROE STREET SUITE 2300
CHICAGO IL 60603
TEL: 312 920 1888 FAX: 312 920 1775

INTERIOR DESIGNER: Residential
Rottet Architecture and Design Studio, PLLC
298 Fifth Ave, 7th Floor
New York, NY 10001
TEL: 646 998 7000 FAX:

ARCHITECT OF RECORD: Base Building Shell, Core, & Residential
AAI ARCHITECTS, P.C.
401 Wellington St. W., 3rd Floor
Toronto, ON M5V 1E7 Canada
TEL: 416 967 1500 FAX: 416 967 7150

STRUCTURAL ENGINEERS:
WSP CANTOR SEINUK
228 EAST 45th Street
New York, NY 10017 USA
TEL: 212 687 9888 FAX: 646 487 5501

MEP ENGINEERS:
AKF GROUP
165 Broadway, 22nd Floor
New York, NY 10006 USA
TEL: 212 354 5656 FAX: 212 354 5668

GEOTECHNICAL ENGINEERS:
Langan Engineering & Environmental Services
21 Penn Plaza - 360 West 31st Street, 8th Floor
New York, NY 10001-2727
TEL: 212 479 5400 FAX: 212 479 5444

CODE CONSULTANTS:
Construction Consulting Associates
100 Church Street
New York, NY 10007
TEL: 212 385 1818 FAX: 212 385 1911

CURTAINWALL CONSULTANT:
AJLP Consulting
40 Worth Street. Suite 826
New York, NY 10013
TEL: 212 757 5659 FAX: 646 219 8508

LANDMARK/PRESERVATION CONSULTANT:
Jan Hird Pokorny Associates, Inc.
39 West 37th Street, 12A
New York, NY 10018
TEL: 212 759 6462 FAX: 212 759 6540

No.	DESCRIPTION	DATE
1	CD PROGRESS ISSUE 4	01 JUN 15
2	CD PROGRESS ISSUE 5	10 AUG 15
	D.O.B. AMENDMENT 2	21 SEP 15

NOT FOR BID/CONSTRUCTION

Discrepancies must be reported immediately to the Architect before proceeding. Only figured dimensions are to be used. Contractors must check all dimensions on site. This drawing is protected by copyright.

ALL DIMENSIONS ARE SHOWN IN IMPERIAL.

CONSULTANT:
AAI ARCHITECTS, P.C.

PROJECT:
217 WEST 57TH STREET
NEW YORK, NY

DRAWING TITLE:
BANQUET HALL ELEVATIONS

SEAL & SIGNATURE:

DATE:	01 JUN 15
PROJECT No:	1216-00
DRAWN: Author	REV: 2
CHK: Checker	
SCALE: 3/8" = 1'-0"	
DWG No:	A-930.00
DOB PAGE No:	495 of 569

DOB EMPLOYEE STAMP:

DOB B-SCAN:

36" x 48" Arch E SHEET SIZE
FILE NAME: C:\Revit Local Files\EXTELL-865-AAI-TWR.CNF_bsdtemr.rvt
PLOT DATE: 9/2/2015 3:10:32 PM

DEPT OF BLDGS 421263825 Job Number
E350969512546 Scan Code

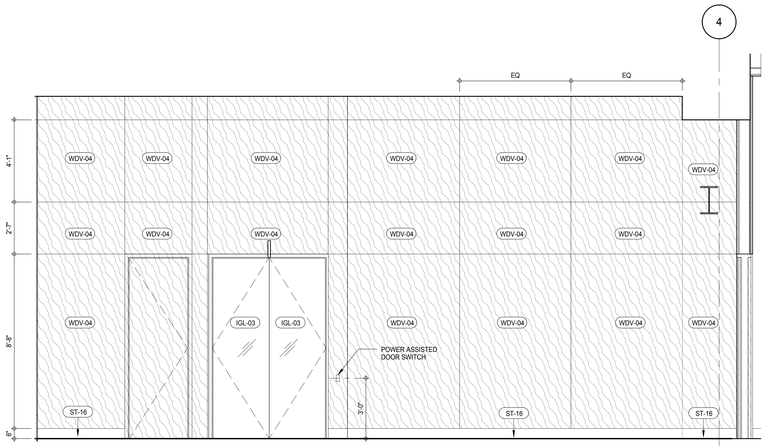

INTERIOR ELEV. - RECEPTION 4
A-114
3/8" = 1'-0"

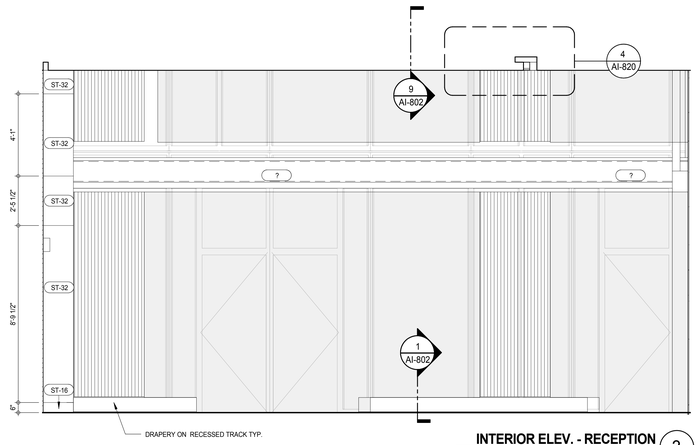

INTERIOR ELEV. - RECEPTION 3
A-114
3/8" = 1'-0"

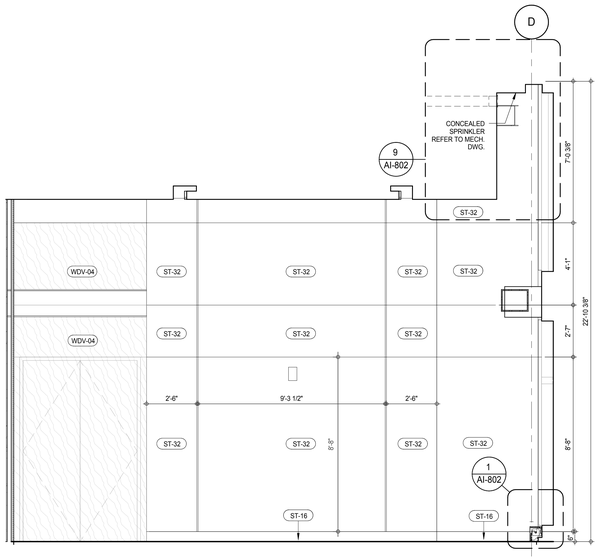

INTERIOR ELEV. - RECEPTION 2.
A-114
3/8" = 1'-0"

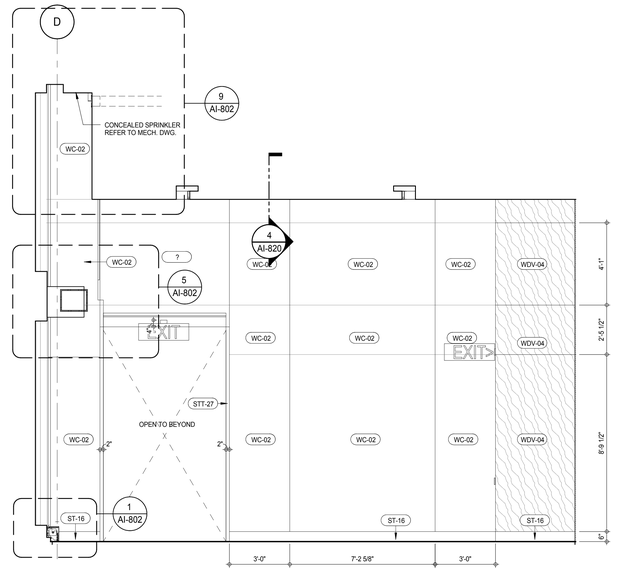

INTERIOR ELEV. - RECEPTION 1
A-114
3/8" = 1'-0"

MATERIAL LEGEND

MATERIAL TAG	DESCRIPTION
ACT-01	ACOUSTIC CEILING TILE
CP-01	CARPET TILE 24"x24"
CT-03	CERAMIC WALL TILE
CT-04	CERAMIC FLOOR TILE
FRP	FIBERGLASS REINFORCES PLASTIC WALL PANEL
GB	GYPSUM BOARD CEILING
PT-06	PAINT
RB-01	RUBBER BASE
RF-01	RESINOUS FLOORING - LIGHT DUTY
RF-02	RESINOUS FLOORING - MEDIUM DUTY FOR CHEMICAL RESISTANCE
RF-03	RESINOUS FLOORING - MEDIUM DUTY
RF-04	RESINOUS FLOORING - MEDIUM DUTY
RF-05	RESINOUS FLOORING - SECONDARY CONTAINMENT
TR-01	TRANSITION STRIP
VCT-01	VINYL COMPOSITION TILE
VCT-02	VINYL COMPOSITION TILE - STATIC DISSIPATIVE

*NO TOLERANCE PERMITTED, DIMENSION SHOWN TO BE EXACT

KEYNOTE LEGEND:

TAG #	DESCRIPTION
IGL-03	CLEAR, LOW IRON GLASS
ST-16	STONE TILE - POLISHED
ST-32	STONE SLAB - POLISHED
STT-27	
WC-02	WALL COVERING
WDV-04	WOOD VENEER WALL PANEL

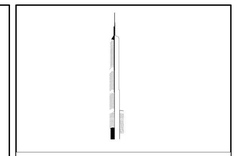

KEY PLAN:

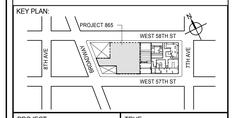

PROJECT NORTH

TRUE NORTH

DEVELOPER:
EXTELL DEVELOPMENT COMPANY
805 THIRD AVENUE, 7TH FLOOR
New York, NY 10022 USA
TEL: 212 712 6000 FAX: 212 712 6100

DESIGN ARCHITECT: Base Building Shell & Core
ADRIAN SMITH + GORDON GILL ARCHITECTURE
111 WEST MONROE STREET SUITE 2300
CHICAGO IL 60603
TEL: 312 920 1888 FAX: 312 920 1775

INTERIOR DESIGNER: Residential
Rottet Architecture and Design Studio, PLLC
298 Fifth Ave, 7th Floor
New York, NY 10001
TEL: 646 998 7000 FAX:

ARCHITECT OF RECORD: Base Building Shell, Core, & Residential
AAI ARCHITECTS, P.C.
401 Wellington St. W., 3rd Floor
Toronto, ON M5V 1E7 Canada
TEL: 416 967 1500 FAX: 416 967 7150

STRUCTURAL ENGINEERS:
WSP CANTOR SEINUK
228 EAST 45th Street
New York, NY 10017 USA
TEL: 212 687 9888 FAX: 646 487 5501

MEP ENGINEERS:
AKF GROUP
165 Broadway, 22nd Floor
New York, NY 10006 USA
TEL: 212 354 5656 FAX: 212 354 5668

GEOTECHNICAL ENGINEERS:
Langan Engineering & Environmental Services
21 Penn Plaza - 360 West 31st Street, 8th Floor
New York, NY 10001-2727
TEL: 212 479 5400 FAX: 212 479 5444

CODE CONSULTANTS:
Construction Consulting Associates
100 Church Street
New York, NY 10007
TEL: 212 385 1818 FAX: 212 385 1911

CURTAINWALL CONSULTANT:
AJLP Consulting
40 Worth Street. Suite 826
New York, NY 10013
TEL: 212 757 5659 FAX: 646 219 8508

LANDMARK/PRESERVATION CONSULTANT:
Jan Hird Pokorny Associates, Inc.
39 West 37th Street, 12A
New York, NY 10018
TEL: 212 759 6462 FAX: 212 759 6540

No.	DESCRIPTION	DATE
1	CD PROGRESS ISSUE 4	01 JUN 15
2	CD PROGRESS ISSUE 5	10 AUG 15
	D.O.B. AMENDMENT 2	21 SEP 15

NOT FOR BID/CONSTRUCTION

Discrepancies must be reported immediately to the Architect before proceeding. Only figured dimensions are to be used. Contractors must check all dimensions on site. This drawing is protected by copyright.

ALL DIMENSIONS ARE SHOWN IN IMPERIAL.

CONSULTANT:

AAI ARCHITECTS, P.C.

PROJECT:

217 WEST 57TH STREET
NEW YORK, NY

DRAWING TITLE:

RECEPTION ELEVATIONS

SEAL & SIGNATURE:

REGISTERED ARCHITECT JAMES DAVID JANSSEN No. 028581 STATE OF NEW YORK

DATE:	01 JUN 15
PROJECT No:	1216-00
DRAWN: Author	REV: 2
CHK: Checker	
SCALE: As indicated	
DWG No:	A-931.00
DOB PAGE No:	496 of 569

DOB EMPLOYEE STAMP:

DOB B-SCAN:

36" x 48" Arch E SHEET SIZE
FILE NAME: C:\Revit Local Files\EXTELL-865-AAI-TYR-CNF_Jsedlanin.rvt
PLOT DATE: 9/22/2015 1:04:09 PM

DEPT OF BLDGS 421263626 Job Number
E3475291206 Scan Code

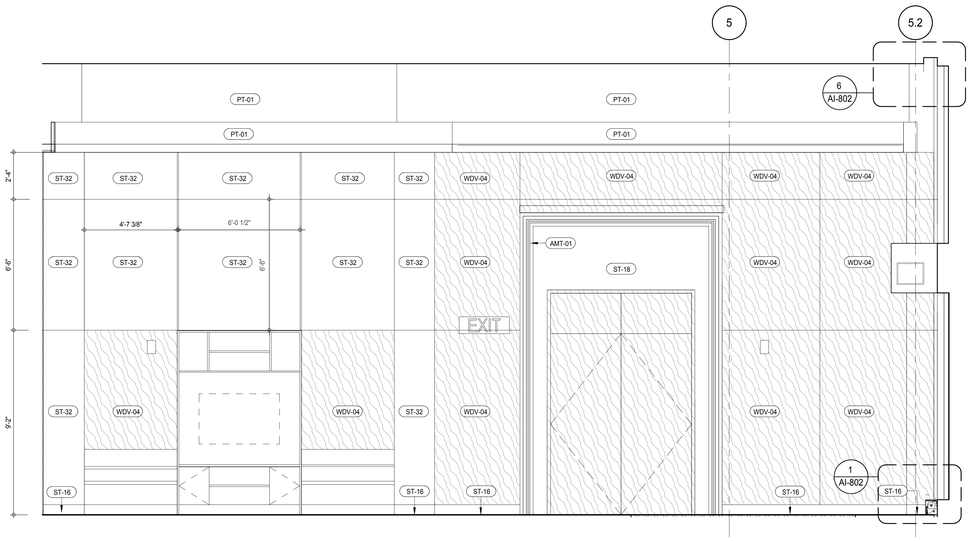

INTERIOR ELEV. - LOUNGE 4
A-114
3/8" = 1'-0"

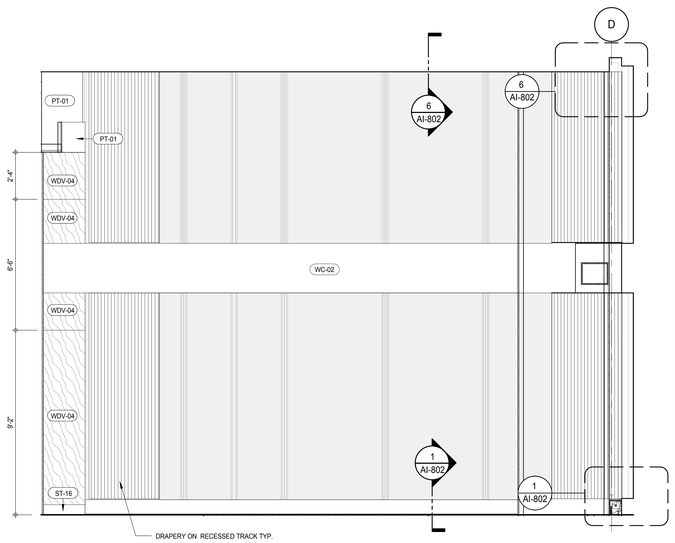

INTERIOR ELEV. - LOUNGE 3
A-114
3/8" = 1'-0"

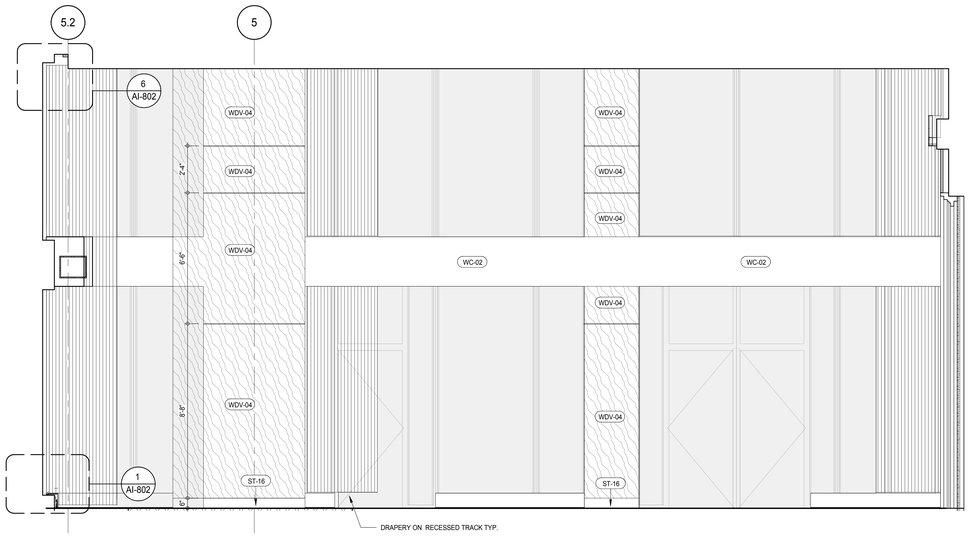

INTERIOR ELEV. - LOUNGE 2
A-114
3/8" = 1'-0"

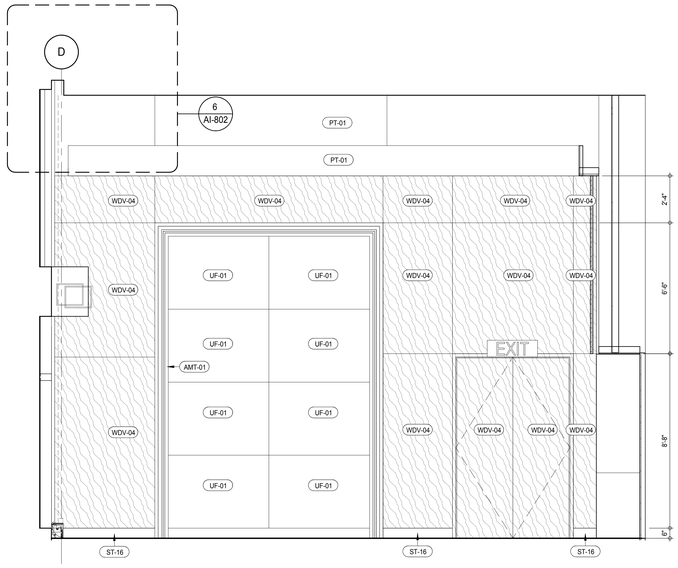

INTERIOR ELEV. - LOUNGE 1
A-114
3/8" = 1'-0"

KEYNOTE LEGEND:

TAG #	DESCRIPTION
AMT-01	
PT-01	WALL PAINT
ST-16	STONE TILE - POLISHED
ST-18	STONE SLAB POLISHED
ST-32	STONE SLAB - POLISHED
UF-01	UPHOLSTERY FABRIC
WC-02	WALL COVERING
WDV-04	WOOD VENEER WALL PANEL



KEY PLAN:

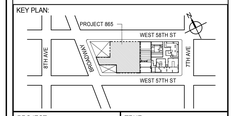

PROJECT NORTH

TRUE NORTH

DEVELOPER:
EXTELL DEVELOPMENT COMPANY
805 THIRD AVENUE, 7TH FLOOR
New York, NY 10022 USA
TEL: 212 712 6000 FAX: 212 712 6100

DESIGN ARCHITECT: Base Building Shell & Core
ADRIAN SMITH + GORDON GILL ARCHITECTURE
111 WEST MONROE STREET SUITE 2300
CHICAGO IL 60603
TEL: 312 920 1888 FAX: 312 920 1775

INTERIOR DESIGNER: Residential
Rottet Architecture and Design Studio, PLLC
298 Fifth Ave, 7th Floor
New York, NY 10001
TEL: 646 998 7000 FAX:

ARCHITECT OF RECORD: Base Building Shell, Core, & Residential
AAI ARCHITECTS, P.C.
401 Wellington St. W., 3rd Floor
Toronto, ON M5V 1E7 Canada
TEL: 416 967 1500 FAX: 416 967 7150

STRUCTURAL ENGINEERS:
WSP CANTOR SEINUK
228 EAST 45th Street
New York, NY 10017 USA
TEL: 212 687 9888 FAX: 646 487 5501

MEP ENGINEERS:
AKF GROUP
165 Broadway, 22nd Floor
New York, NY 10006 USA
TEL: 212 354 5656 FAX: 212 354 5668

GEOTECHNICAL ENGINEERS:
Langan Engineering & Environmental Services
21 Penn Plaza - 360 West 31st Street, 8th Floor
New York, NY 10001-2727
TEL: 212 479 5400 FAX: 212 479 5444

CODE CONSULTANTS:
Construction Consulting Associates
100 Church Street
New York, NY 10007
TEL: 212 385 1818 FAX: 212 385 1911

CURTAINWALL CONSULTANT:
AJLP Consulting
40 Worth Street. Suite 826
New York, NY 10013
TEL: 212 757 5659 FAX: 646 219 8508

LANDMARK/PRESERVATION CONSULTANT:
Jan Hird Pokorny Associates, Inc.
39 West 37th Street, 12A
New York, NY 10018
TEL: 212 759 6462 FAX: 212 759 6540

No.	DESCRIPTION	DATE
1	CD PROGRESS ISSUE 4	01 JUN 15
2	CD PROGRESS ISSUE 5	10 AUG 15
	D.O.B. AMENDMENT 2	21 SEP 15

NOT FOR BID/CONSTRUCTION

Discrepancies must be reported immediately to the Architect before proceeding. Only figured dimensions are to be used. Contractors must check all dimensions on site. This drawing is protected by copyright.

ALL DIMENSIONS ARE SHOWN IN IMPERIAL.

CONSULTANT:
AAI ARCHITECTS, P.C.

PROJECT:
217 WEST 57TH STREET
NEW YORK, NY

DRAWING TITLE:
LOUNGE ELEVATIONS

SEAL & SIGNATURE:
REGISTERED ARCHITECT WAYNE DAVID JAMES 026881 STATE OF NEW YORK

DATE:	01 JUN 15
PROJECT No:	1216-00
DRAWN: Author	REV:
CHK: Checker	2
SCALE: 3/8" = 1'-0"	
DWG No:	A-932.00
DOB PAGE No:	497 of 569

DOB EMPLOYEE STAMP:

DOB B-SCAN:

36" x 48" Arch E SHEET SIZE

FILE NAME: C:\Revit Local Files\EXTELL-865-AAI-TWR-CNF_bulletin.rvt
PLOT DATE: 9/22/2015 10:44:48 PM

DEPT OF BLDGS 421206305 Job Number
E380263121215 Scan Code

KEYNOTE LEGEND:

TAG #	DESCRIPTION
ST-16	STONE TILE - POLISHED
WC-02	WALL COVERING

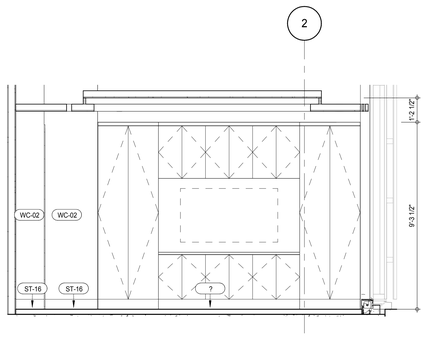

INTERIOR ELEV. - TWEEN LOUNGE - WEST 4
A-114
3/8" = 1'-0"

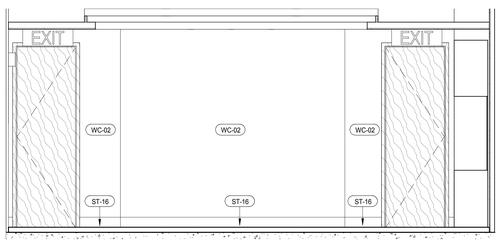

INTERIOR ELEV. - TWEEN LOUNGE - SOUTH 3
A-114
3/8" = 1'-0"

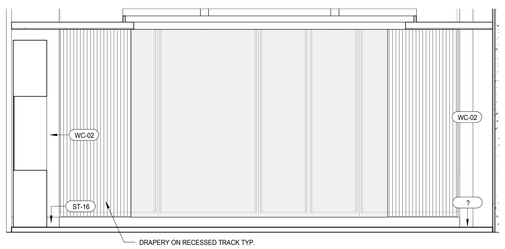

INTERIOR ELEV. - TWEEN LOUNGE - NORTH 2
A-114
3/8" = 1'-0"

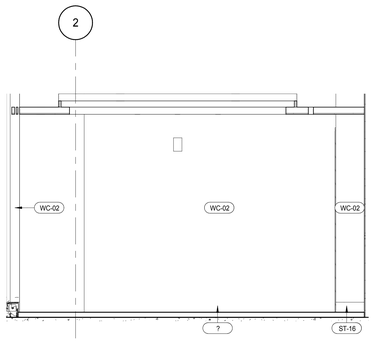

INTERIOR ELEV. - TWEEN LOUNGE - EAST 1
A-114
3/8" = 1'-0"



KEY PLAN:

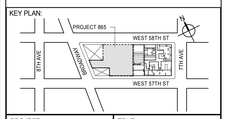

PROJECT NORTH

TRUE NORTH

DEVELOPER:
EXTELL DEVELOPMENT COMPANY
805 THIRD AVENUE, 7TH FLOOR
New York, NY 10022 USA
TEL: 212 712 6000 FAX: 212 712 6100

DESIGN ARCHITECT: Base Building Shell & Core
ADRIAN SMITH + GORDON GILL ARCHITECTURE
111 WEST MONROE STREET SUITE 2300
CHICAGO IL 60603
TEL: 312 920 1888 FAX: 312 920 1775

INTERIOR DESIGNER: Residential
Rottet Architecture and Design Studio, PLLC
298 Fifth Ave, 7th Floor
New York, NY 10001
TEL: 646 998 7000 FAX:

ARCHITECT OF RECORD: Base Building Shell, Core, & Residential
AAI ARCHITECTS, P.C.
401 Wellington St. W., 3rd Floor
Toronto, ON M5V 1E7 Canada
TEL: 416 967 1500 FAX: 416 967 7150

STRUCTURAL ENGINEERS:
WSP CANTOR SEINUK
228 EAST 45th Street
New York, NY 10017 USA
TEL: 212 687 9888 FAX: 646 487 5501

MEP ENGINEERS:
AKF GROUP
165 Broadway, 22nd Floor
New York, NY 10006 USA
TEL: 212 354 5656 FAX: 212 354 5668

GEOTECHNICAL ENGINEERS:
Langan Engineering & Environmental Services
21 Penn Plaza - 360 West 31st Street, 8th Floor
New York, NY 10001-2727
TEL: 212 479 5400 FAX: 212 479 5444

CODE CONSULTANTS:
Construction Consulting Associates
100 Church Street
New York, NY 10007
TEL: 212 385 1818 FAX: 212 385 1911

CURTAINWALL CONSULTANT:
AJLP Consulting
40 Worth Street. Suite 826
New York, NY 10013
TEL: 212 757 5659 FAX: 646 219 8508

LANDMARK/PRESERVATION CONSULTANT:
Jan Hird Pokorny Associates, Inc.
39 West 37th Street, 12A
New York, NY 10018
TEL: 212 759 6462 FAX: 212 759 6540

No.	DESCRIPTION	DATE
1	CD PROGRESS ISSUE 4	01 JUN 15
2	CD PROGRESS ISSUE 5	10 AUG 15
	D.O.B. AMENDMENT 2	21 SEP 15

NOT FOR BID/CONSTRUCTION

Discrepancies must be reported immediately to the Architect before proceeding. Only figured dimensions are to be used. Contractors must check all dimensions on site. This drawing is protected by copyright.

ALL DIMENSIONS ARE SHOWN IN IMPERIAL.

CONSULTANT:
AAI ARCHITECTS, P.C.

PROJECT:
217 WEST 57TH STREET
NEW YORK, NY

DRAWING TITLE:
TWEEN LOUNGE ELEVATION

SEAL & SIGNATURE:
REGISTERED ARCHITECT ADRIAN DAVID LANGER 026885 STATE OF NEW YORK

DATE:	01 JUN 15
PROJECT No:	1216-00
DRAWN: Author	REV:
CHK: Checker	2
SCALE: 3/8" = 1'-0"	
DWG No:	A-933.00
DOB PAGE No:	498 of 569

DOB EMPLOYEE STAMP:

DOB B-SCAN:

36" x 48" Arch E SHEET SIZE
FILE NAME: C:\Revit Local Files\EXTELL-865-AAI-TWR-CNE_hadriann.rvt
PLOT DATE: 9/22/2015 1:05:14 PM

DEPT OF BLDGS 421236305 Job Number
E340553990 Scan Code

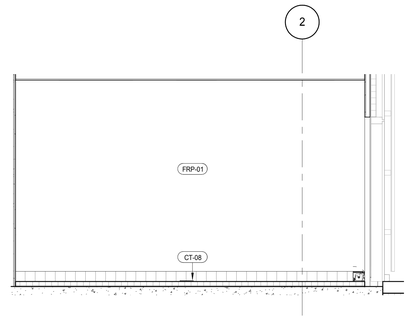

INTERIOR ELEV. - 8TH FL PANTRY-COOKING STN.-EAST 13
A-114
3/8" = 1'-0"

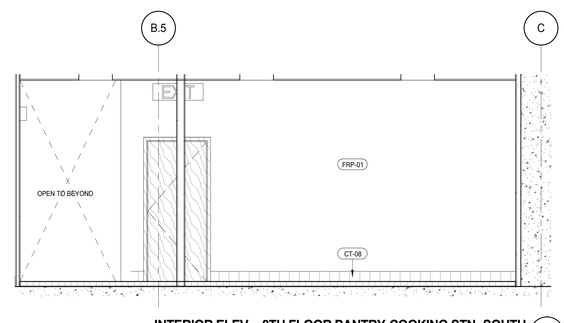

INTERIOR ELEV. - 8TH FLOOR PANTRY-COOKING STN.-SOUTH 12
A-114
3/8" = 1'-0"

KEYNOTE LEGEND:

TAG #	DESCRIPTION
CT-08	QUARRY TILE COVE BASE
FRP-01	FIBREGLASS REINFORCEMENT PLASTIC WALL PANEL

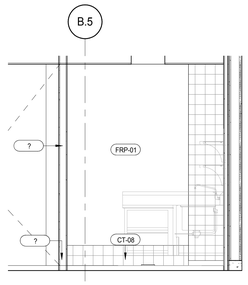

INTERIOR ELEV.- 8TH FL. PANTRY-SHELF AREA-NORTH 11
A-114
3/8" = 1'-0"

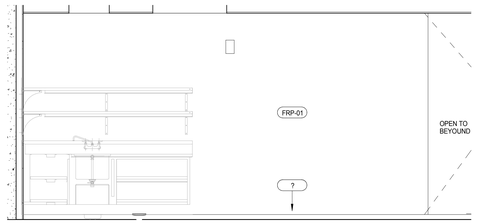

INTERIOR ELEV.- 8TH FL. PANTRY-SHELF WALL 10
A-114
3/8" = 1'-0"

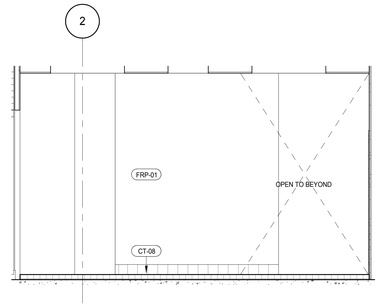

INTERIOR ELEV.- 8TH FL. PANTRY-COOKING STN.-WEST 9
A-114
3/8" = 1'-0"

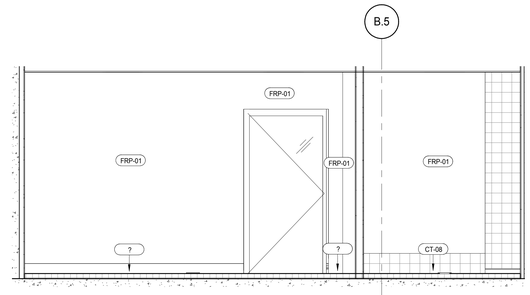

INTERIOR ELEV.- 8TH FLOOR PANTRY-COOKING STN-NORTH 8
A-114
3/8" = 1'-0"

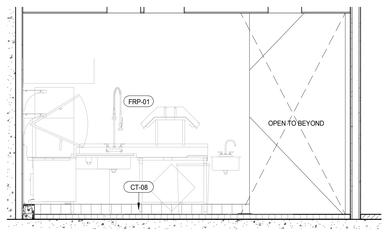

INTERION ELEV.- 8TH FL. PANTRY-DISH STN.-SOUTH 7
A-114
3/8" = 1'-0"

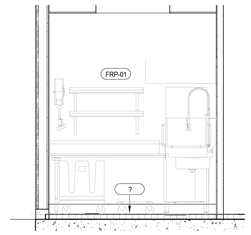

INTERIOR ELEV.- 8TH FL. PANTRY-DISH STN.-WEST 6
A-114
3/8" = 1'-0"

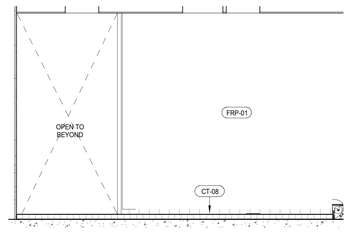

INTERIOR ELEV.- 8TH FL. PANTRY-DISH STN.-NORTH 5
A-114
3/8" = 1'-0"

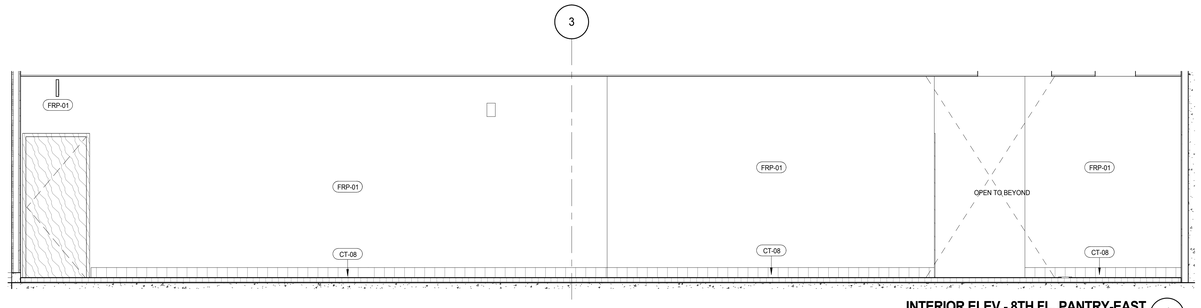

INTERIOR ELEV.- 8TH FL. PANTRY-EAST 4
A-114
3/8" = 1'-0"

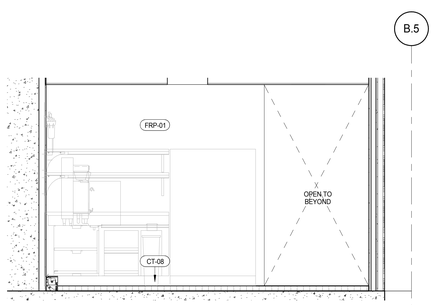

INTERIOR ELEV.- 8TH FL. PANTRY-BEVERAGE STN.-NORTH 3
A-114
3/8" = 1'-0"

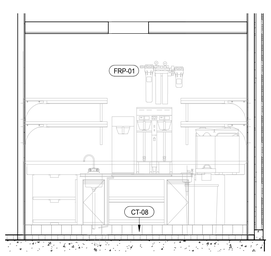

INTERIOR ELEV.- 8TH FL. PANTRY-BEVERAGE STN.-WEST 2
A-114
3/8" = 1'-0"

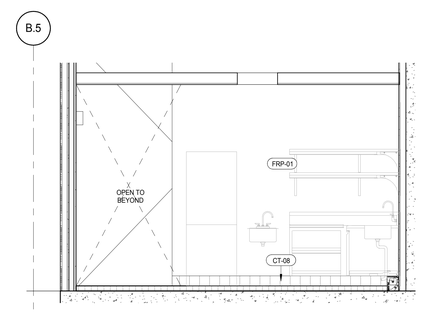

INTERIOR ELEV.- 8TH FL. PANTRY-BEVERAGE STN.-NORTH 1
A-114
3/8" = 1'-0"



KEY PLAN:

PROJECT NORTH

TRUE NORTH

DEVELOPER:
EXTELL DEVELOPMENT COMPANY
805 THIRD AVENUE, 7TH FLOOR
New York, NY 10022 USA
TEL: 212 712 6000 FAX: 212 712 6100

DESIGN ARCHITECT: Base Building Shell & Core
ADRIAN SMITH + GORDON GILL ARCHITECTURE
111 WEST MONROE STREET SUITE 2300
CHICAGO IL 60603
TEL: 312 920 1888 FAX: 312 920 1775

INTERIOR DESIGNER: Residential
Rottet Architecture and Design Studio, PLLC
298 Fifth Ave, 7th Floor
New York, NY 10001
TEL: 646 998 7000 FAX:

ARCHITECT OF RECORD: Base Building Shell, Core, & Residential
AAI ARCHITECTS, P.C.
401 Wellington St. W., 3rd Floor
Toronto, ON M5V 1E7 Canada
TEL: 416 967 1500 FAX: 416 967 7150

STRUCTURAL ENGINEERS:
WSP CANTOR SEINUK
228 EAST 45th Street
New York, NY 10017 USA
TEL: 212 687 9888 FAX: 646 487 5501

MEP ENGINEERS:
AKF GROUP
165 Broadway, 22nd Floor
New York, NY 10006 USA
TEL: 212 354 5656 FAX: 212 354 5668

GEOTECHNICAL ENGINEERS:
Langan Engineering & Environmental Services
21 Penn Plaza - 360 West 31st Street, 8th Floor
New York, NY 10001-2727
TEL: 212 479 5400 FAX: 212 479 5444

CODE CONSULTANTS:
Construction Consulting Associates
100 Church Street
New York, NY 10007
TEL: 212 385 1818 FAX: 212 385 1911

CURTAINWALL CONSULTANT:
AJLP Consulting
40 Worth Street. Suite 826
New York, NY 10013
TEL: 212 757 5659 FAX: 646 219 8508

LANDMARK/PRESERVATION CONSULTANT:
Jan Hird Pokorny Associates, Inc.
39 West 37th Street, 12A
New York, NY 10018
TEL: 212 759 6462 FAX: 212 759 6540

No.	DESCRIPTION	DATE
1	CD PROGRESS ISSUE 5	10 AUG 15
	D.O.B. AMENDMENT 2	21 SEP 15

NOT FOR BID/CONSTRUCTION

Discrepancies must be reported immediately to the Architect before proceeding. Only figured dimensions are to be used. Contractors must check all dimensions on site. This drawing is protected by copyright.

ALL DIMENSIONS ARE SHOWN IN IMPERIAL.

CONSULTANT:
AAI ARCHITECTS, P.C.

PROJECT:
217 WEST 57TH STREET
NEW YORK, NY

DRAWING TITLE:
8TH FLOOR PANTRY ELEVATIONS

SEAL & SIGNATURE:

REGISTERED ARCHITECT WILLIE DAVID JAMES 028885 STATE OF NEW YORK

DATE:	10 AUG 15
PROJECT No:	1216-00
DRAWN: Author	REV: 1
CHK: Checker	
SCALE: 3/8" = 1'-0"	
DWG No:	A-934.00
DOB PAGE No:	499 of 569

DOB EMPLOYEE STAMP:

DOB B-SCAN:

36" x 48" Arch E SHEET SIZE
FILE NAME: C:\Revit Local Files\EXTELL-865-AAI-TWR-CNF_Jsullivan.rvt
PLOT DATE: 9/28/2015 1:06:12 PM

DEPT OF BLDGS 421206305 Job Number
ES1150508386 Scan Code

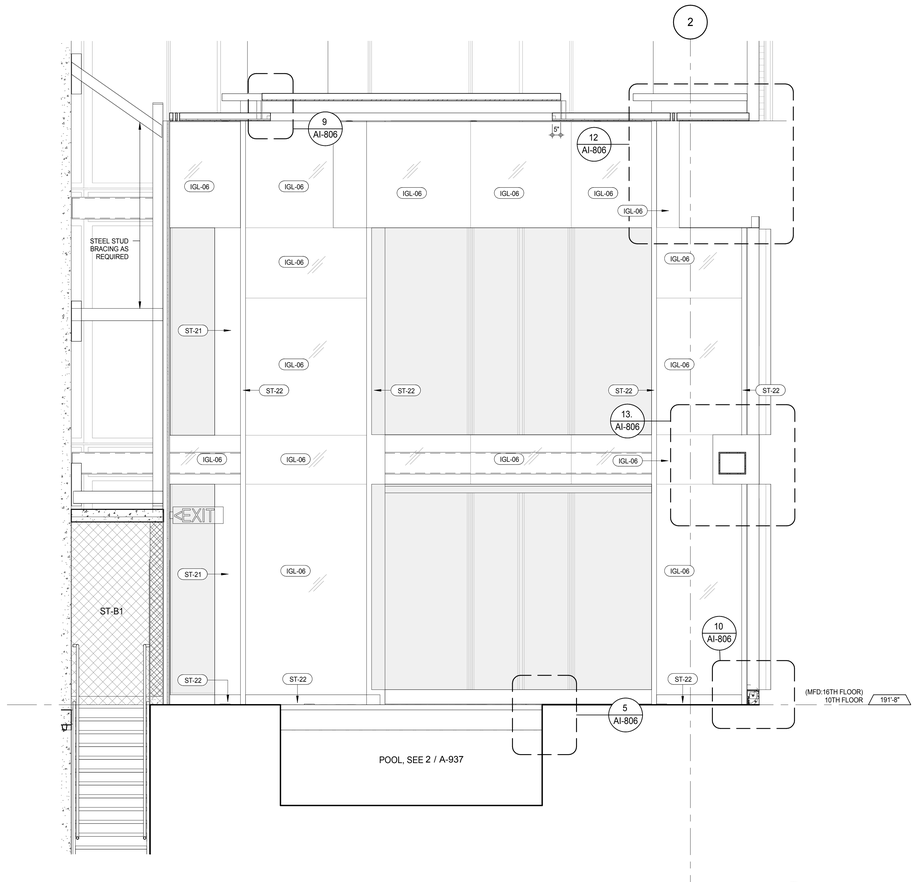

INTERIOR ELEV. - INDOOR POOL 2
A-117
3/8" = 1'-0"

KEYNOTE LEGEND:

TAG #	DESCRIPTION
IGL-06	CLEAR GLASS, SILVER MIRROR
ST-21	STONE SLAB HONED
ST-22	STONE TILE - HONED

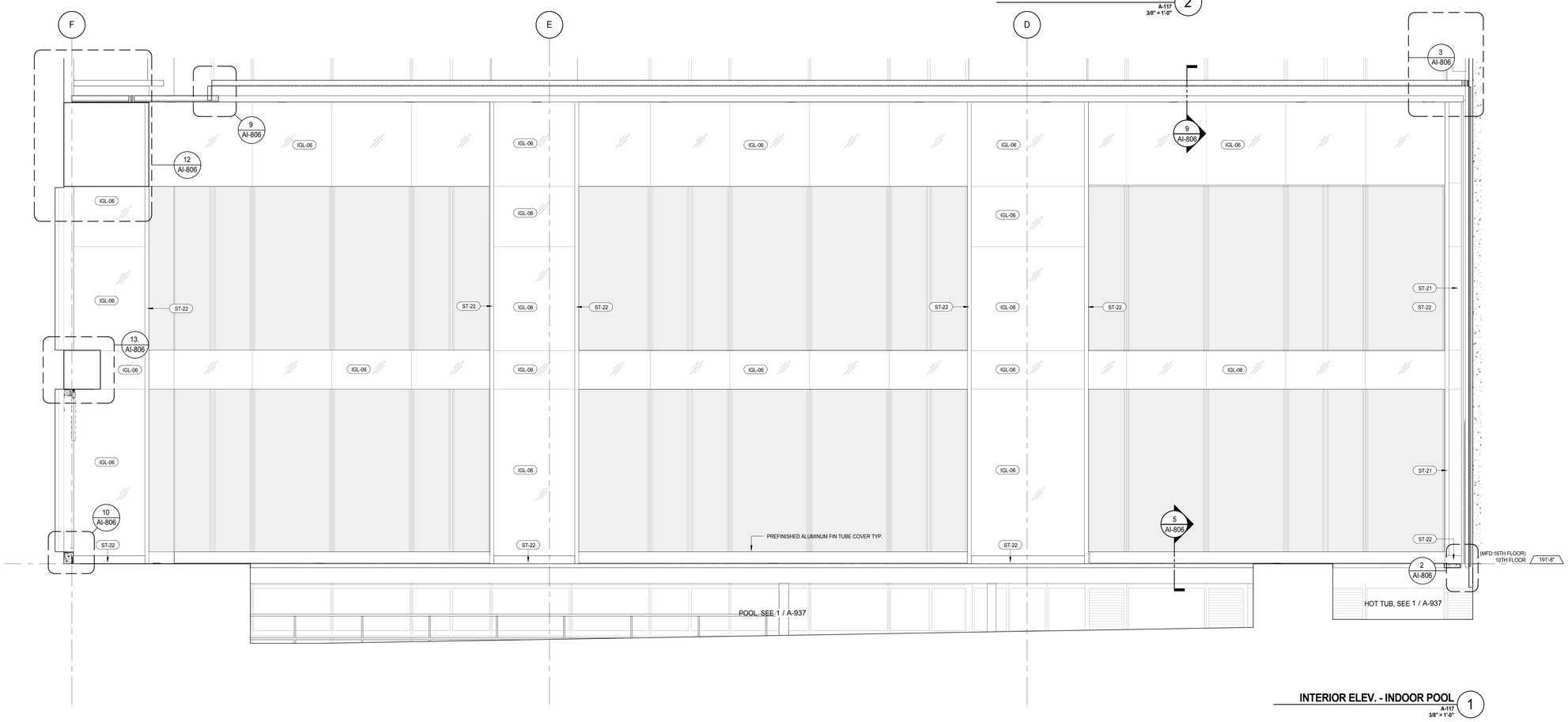

INTERIOR ELEV. - INDOOR POOL 1
A-117
3/8" = 1'-0"



KEY PLAN:

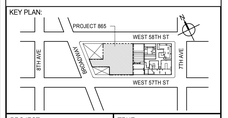

PROJECT NORTH

TRUE NORTH

DEVELOPER:
EXTELL DEVELOPMENT COMPANY
805 THIRD AVENUE, 7TH FLOOR
New York, NY 10022 USA
TEL: 212 712 6000 FAX: 212 712 6100

DESIGN ARCHITECT: Base Building Shell & Core
ADRIAN SMITH + GORDON GILL ARCHITECTURE
111 WEST MONROE STREET SUITE 2300
CHICAGO IL 60603
TEL: 312 920 1888 FAX: 312 920 1775

INTERIOR DESIGNER: Residential
Rottet Architecture and Design Studio, PLLC
298 Fifth Ave, 7th Floor
New York, NY 10001
TEL: 646 998 7000 FAX:

ARCHITECT OF RECORD: Base Building Shell, Core, & Residential
AAI ARCHITECTS, P.C.
401 Wellington St. W., 3rd Floor
Toronto, ON M5V 1E7 Canada
TEL: 416 967 1500 FAX: 416 967 7150

STRUCTURAL ENGINEERS:
WSP CANTOR SEINUK
228 EAST 45th Street
New York, NY 10017 USA
TEL: 212 687 9888 FAX: 646 487 5501

MEP ENGINEERS:
AKF GROUP
165 Broadway, 22nd Floor
New York, NY 10006 USA
TEL: 212 354 5656 FAX: 212 354 5668

GEOTECHNICAL ENGINEERS:
Langan Engineering & Environmental Services
21 Penn Plaza - 360 West 31st Street, 8th Floor
New York, NY 10001-2727
TEL: 212 479 5400 FAX: 212 479 5444

CODE CONSULTANTS:
Construction Consulting Associates
100 Church Street
New York, NY 10007
TEL: 212 385 1818 FAX: 212 385 1911

CURTAINWALL CONSULTANT:
AJLP Consulting
40 Worth Street. Suite 826
New York, NY 10013
TEL: 212 757 5659 FAX: 646 219 8508

LANDMARK/PRESERVATION CONSULTANT:
Jan Hird Pokorny Associates, Inc.
39 West 37th Street, 12A
New York, NY 10018
TEL: 212 759 6462 FAX: 212 759 6540

No.	DESCRIPTION	DATE
1	CD PROGRESS ISSUE 4	01 JUN 15
2	CD PROGRESS ISSUE 5	10 AUG 15
	D.O.B. AMENDMENT 2	21 SEP 15

NOT FOR BID/CONSTRUCTION

Discrepancies must be reported immediately to the Architect before proceeding. Only figured dimensions are to be used. Contractors must check all dimensions on site. This drawing is protected by copyright.

ALL DIMENSIONS ARE SHOWN IN IMPERIAL.

CONSULTANT:
AAI ARCHITECTS, P.C.

PROJECT:
217 WEST 57TH STREET
NEW YORK, NY

DRAWING TITLE:
10TH FLOOR INDOOR POOL ELEVATIONS

SEAL & SIGNATURE:
REGISTERED ARCHITECT ADRIAN DAVID JAMES 026881 STATE OF NEW YORK

DATE:	01 JUN 15
PROJECT No:	1216-00
DRAWN: Author	REV: 2
CHK: Checker	
SCALE: 3/8" = 1'-0"	
DWG No:	A-935.00
DOB PAGE No:	500 of 569

DOB EMPLOYEE STAMP:
DOB B-SCAN:

36" x 48" Arch E SHEET SIZE
FILE NAME: C:\Revit Local Files\EXTELL-865-AAI-TWR-CNF_hardarm.rvt
PLOT DATE: 9/22/2015 1:06:33 PM

DEPT OF BLDGS 421208305 Job Number
ES0907595628 Scan Code

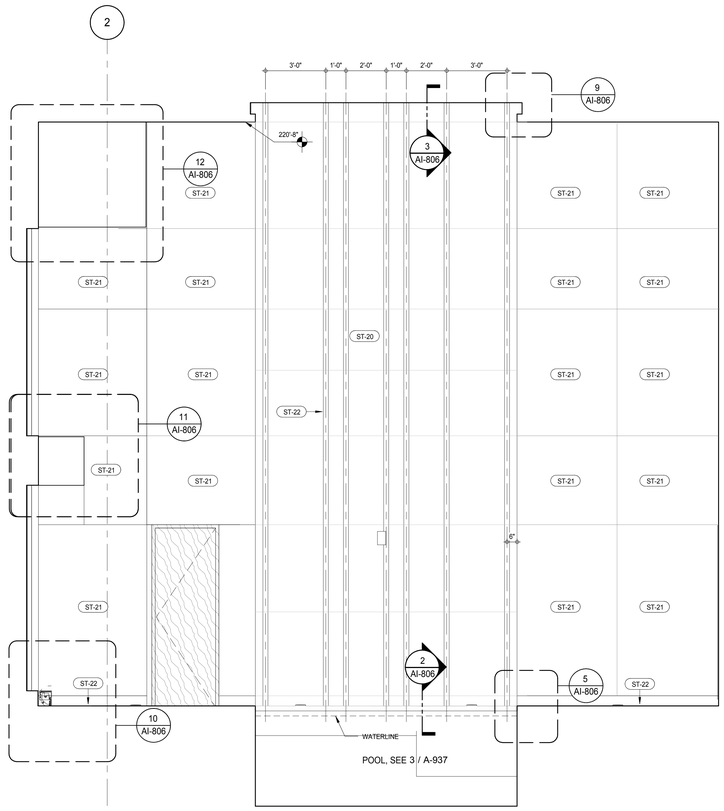

INTERIOR ELEV. - INDOOR POOL 2

A-117
3/8" = 1'-0"

KEYNOTE LEGEND:

TAG #	DESCRIPTION
IGL-06	CLEAR GLASS, SILVER MIRROR
PL-51	TWO LEVEL WALL MOUNTED DRINKING FOUNTAIN
ST-20	STONE SLAB POLISHED
ST-21	STONE SLAB HONED
ST-22	STONE TILE - HONED

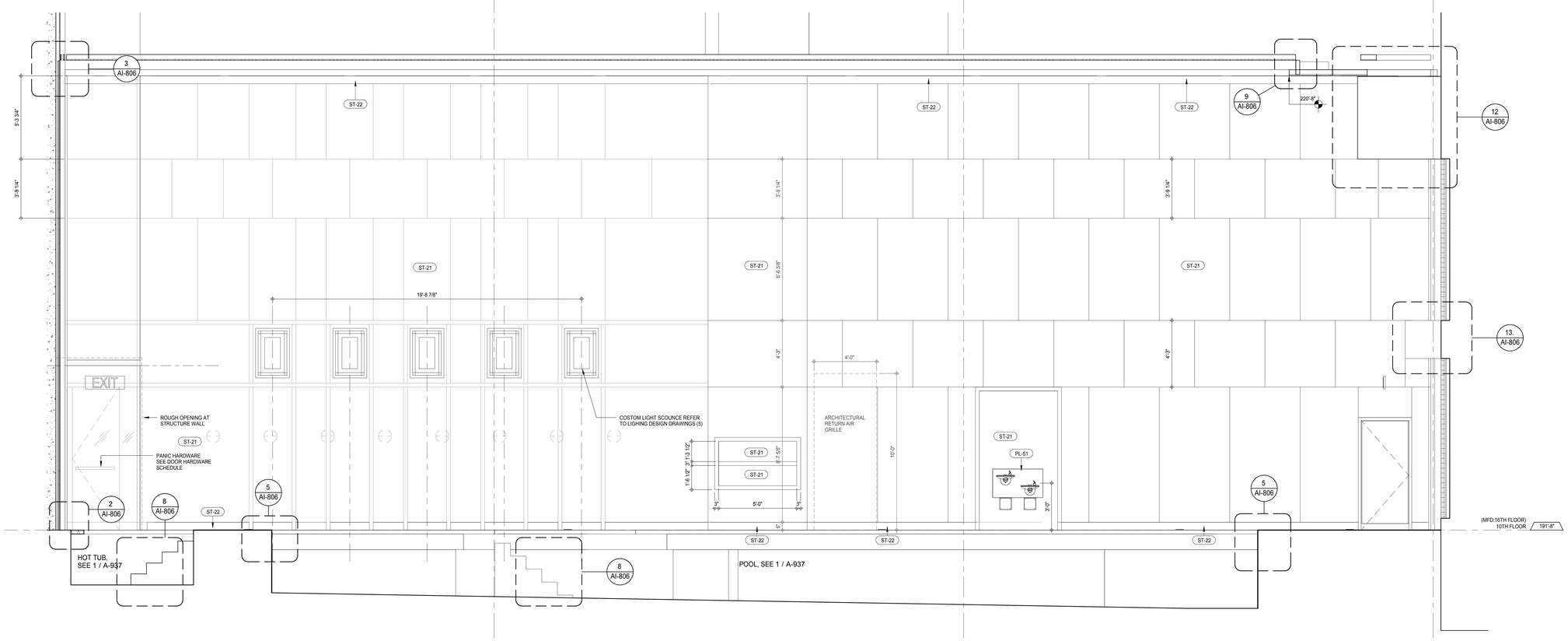

INTERIOR ELEV. - INDOOR POOL 1

A-117
3/8" = 1'-0"

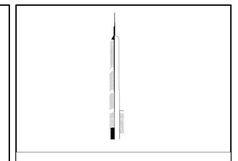

KEY PLAN:

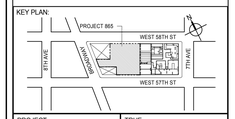

PROJECT NORTH

TRUE NORTH

DEVELOPER:
EXTELL DEVELOPMENT COMPANY
805 THIRD AVENUE, 7TH FLOOR
New York, NY 10022 USA
TEL: 212 712 6000 FAX: 212 712 6100

DESIGN ARCHITECT: Base Building Shell & Core
ADRIAN SMITH + GORDON GILL ARCHITECTURE
111 WEST MONROE STREET SUITE 2300
CHICAGO IL 60603
TEL: 312 920 1888 FAX: 312 920 1775

INTERIOR DESIGNER: Residential
Rottet Architecture and Design Studio, PLLC
298 Fifth Ave, 7th Floor
New York, NY 10001
TEL: 646 998 7000 FAX:

ARCHITECT OF RECORD: Base Building Shell, Core, & Residential
AAI ARCHITECTS, P.C.
401 Wellington St. W., 3rd Floor
Toronto, ON M5V 1E7 Canada
TEL: 416 967 1500 FAX: 416 967 7150

STRUCTURAL ENGINEERS:
WSP CANTOR SEINUK
228 EAST 45th Street
New York, NY 10017 USA
TEL: 212 687 9888 FAX: 646 487 5501

MEP ENGINEERS:
AKF GROUP
165 Broadway, 22nd Floor
New York, NY 10006 USA
TEL: 212 354 5656 FAX: 212 354 5668

GEOTECHNICAL ENGINEERS:
Langan Engineering & Environmental Services
21 Penn Plaza - 360 West 31st Street, 8th Floor
New York, NY 10001-2727
TEL: 212 479 5400 FAX: 212 479 5444

CODE CONSULTANTS:
Construction Consulting Associates
100 Church Street
New York, NY 10007
TEL: 212 385 1818 FAX: 212 385 1911

CURTAINWALL CONSULTANT:
AJLP Consulting
40 Worth Street. Suite 826
New York, NY 10013
TEL: 212 757 5659 FAX: 646 219 8508

LANDMARK/PRESERVATION CONSULTANT:
Jan Hird Pokorny Associates, Inc.
39 West 37th Street, 12A
New York, NY 10018
TEL: 212 759 6462 FAX: 212 759 6540

No.	DESCRIPTION	DATE
1	CD PROGRESS ISSUE 4	01 JUN 15
2	CD PROGRESS ISSUE 5	10 AUG 15
	D.O.B. AMENDMENT 2	21 SEP 15

NOT FOR BID/CONSTRUCTION

Discrepancies must be reported immediately to the Architect before proceeding. Only figured dimensions are to be used. Contractors must check all dimensions on site. This drawing is protected by copyright.

ALL DIMENSIONS ARE SHOWN IN IMPERIAL.

CONSULTANT:
AAI ARCHITECTS, P.C.

PROJECT:
217 WEST 57TH STREET
NEW YORK, NY

DRAWING TITLE:
10TH FLOOR INDOOR POOL ELEVATIONS

SEAL & SIGNATURE:
REGISTERED ARCHITECT WILLIAE DAVID JAMES No. 028881 STATE OF NEW YORK

DATE:	01 JUN 15
PROJECT No:	1216-00
DRAWN: Author	REV:
CHK: Checker	2
SCALE: 3/8" = 1'-0"	
DWG No:	A-936.00
DOB PAGE No:	501 of 569

DOB EMPLOYEE STAMP:

DOB B-SCAN:

36" x 48" Arch E SHEET SIZE

FILE NAME: C:\Revit Local Files\EXTELL-865-AAI-TWR-CNF_bullerin.rvt
PLOT DATE: 9/22/2015 5:56:53 PM

DEPT OF BLDGS 421236505 Job Number
E3142397504 Scan Code

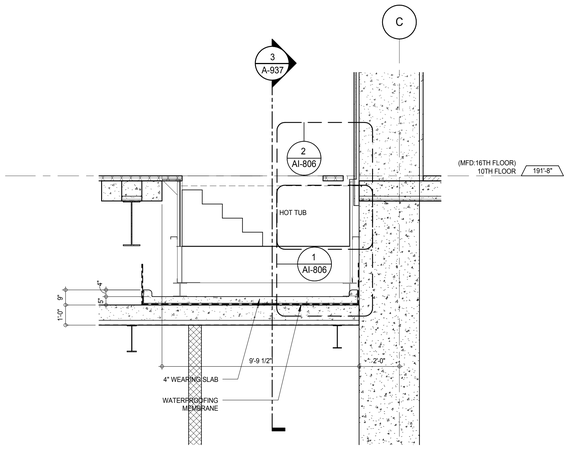

ENLARGED SECTION - HOT TUB AT STRUCT WALL - LEVEL 10 (5)

A-117
3/8" = 1'-0"

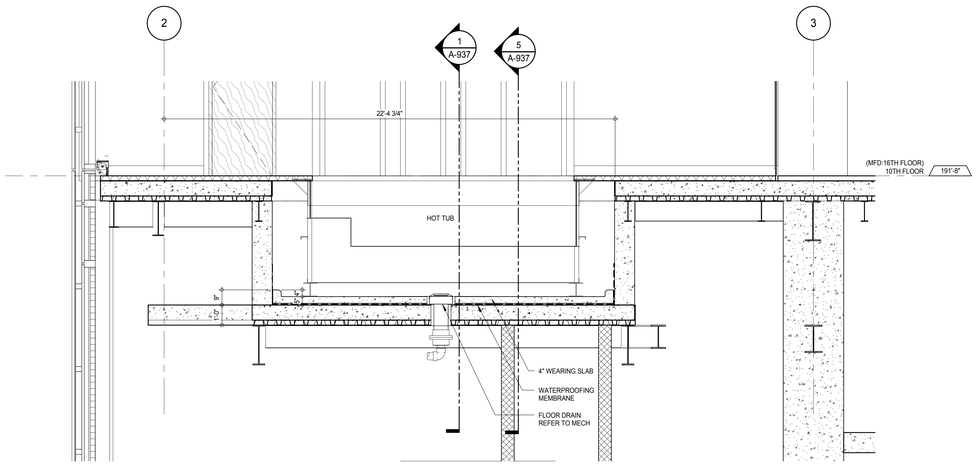

ENLARGED CROSS SECTION - HOT TUB - LEVEL 10 (3)

A-117
3/8" = 1'-0"

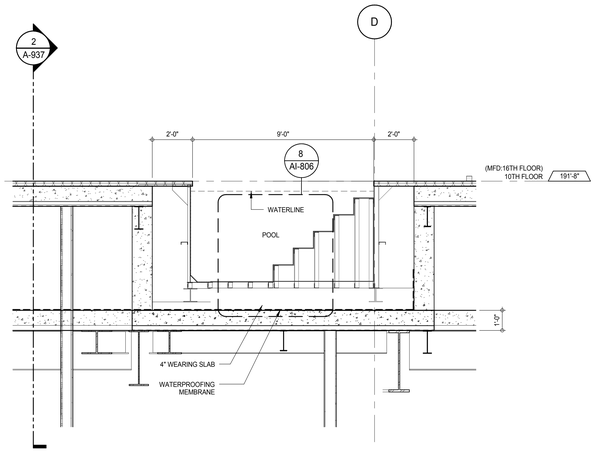

ENLARGED CROSS SECTION - INDOOR POOL STEPS - LEVEL 10 (4)

A-117
3/8" = 1'-0"

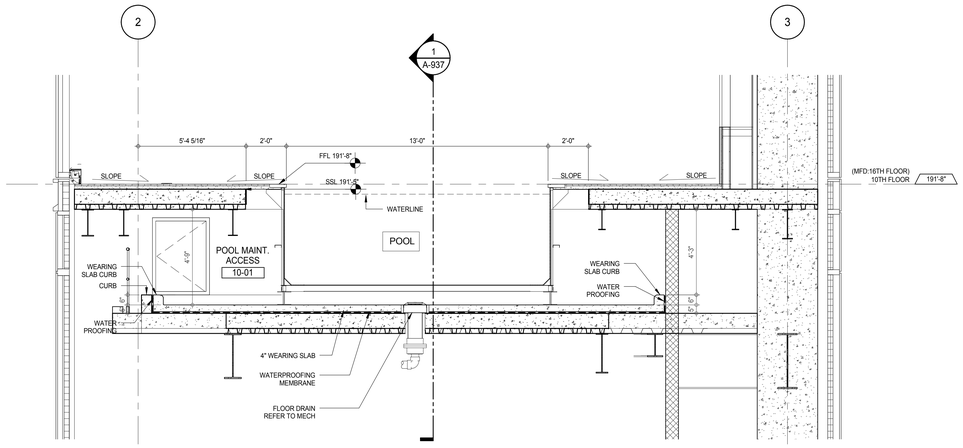

ENLARGED CROSS SECTION - INDOOR POOL - LEVEL 10 (2)

A-117
3/8" = 1'-0"

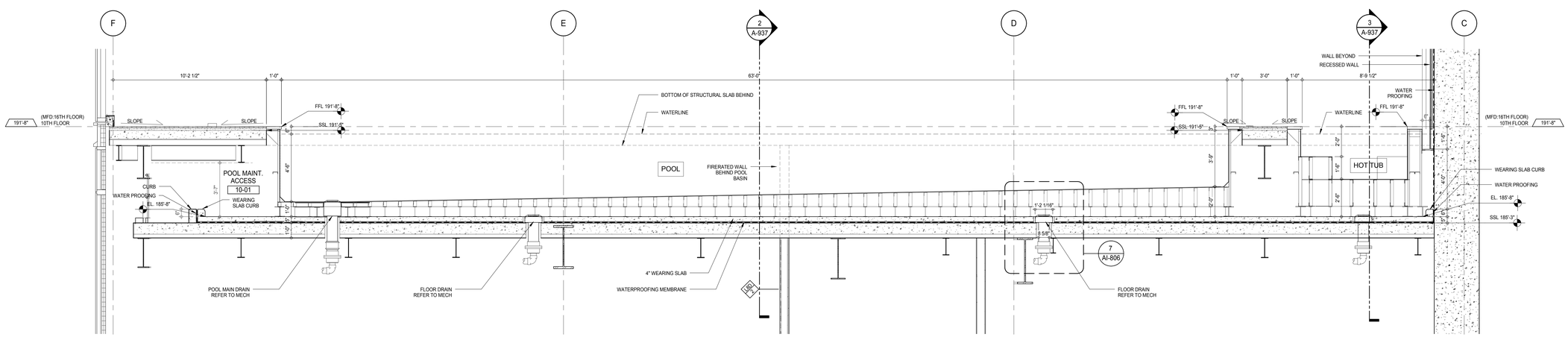

ENLARGED SECTION - INDOOR POOL - LEVEL 10 (1)

A-117
3/8" = 1'-0"

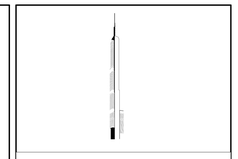

KEY PLAN:

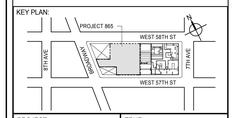

PROJECT NORTH

TRUE NORTH

DEVELOPER:
EXTELL DEVELOPMENT COMPANY
805 THIRD AVENUE, 7TH FLOOR
New York, NY 10022 USA
TEL: 212 712 6000 FAX: 212 712 6100

DESIGN ARCHITECT: Base Building Shell & Core
ADRIAN SMITH + GORDON GILL ARCHITECTURE
111 WEST MONROE STREET SUITE 2300
CHICAGO IL 60603
TEL: 312 920 1888 FAX: 312 920 1775

INTERIOR DESIGNER: Residential
Rottet Architecture and Design Studio, PLLC
298 Fifth Ave, 7th Floor
New York, NY 10001
TEL: 646 998 7000 FAX:

ARCHITECT OF RECORD: Base Building Shell, Core, & Residential
AAI ARCHITECTS, P.C.
401 Wellington St. W., 3rd Floor
Toronto, ON M5V 1E7 Canada
TEL: 416 967 1500 FAX: 416 967 7150

STRUCTURAL ENGINEERS:
WSP CANTOR SEINUK
228 EAST 45th Street
New York, NY 10017 USA
TEL: 212 687 9888 FAX: 646 487 5501

MEP ENGINEERS:
AKF GROUP
165 Broadway, 22nd Floor
New York, NY 10006 USA
TEL: 212 354 5656 FAX: 212 354 5668

GEOTECHNICAL ENGINEERS:
Langan Engineering & Environmental Services
21 Penn Plaza - 360 West 31st Street, 8th Floor
New York, NY 10001-2727
TEL: 212 479 5400 FAX: 212 479 5444

CODE CONSULTANTS:
Construction Consulting Associates
100 Church Street
New York, NY 10007
TEL: 212 385 1818 FAX: 212 385 1911

CURTAINWALL CONSULTANT:
AJLP Consulting
40 Worth Street. Suite 826
New York, NY 10013
TEL: 212 757 5659 FAX: 646 219 8508

LANDMARK/PRESERVATION CONSULTANT:
Jan Hird Pokorny Associates, Inc.
39 West 37th Street, 12A
New York, NY 10018
TEL: 212 759 6462 FAX: 212 759 6540

No.	DESCRIPTION	DATE
1	CD PROGRESS ISSUE 4	01 JUN 15
2	CD PROGRESS ISSUE 5	10 AUG 15
	D.O.B. AMENDMENT 2	21 SEP 15

NOT FOR BID/CONSTRUCTION

Discrepancies must be reported immediately to the Architect before proceeding. Only figured dimensions are to be used. Contractors must check all dimensions on site. This drawing is protected by copyright.

ALL DIMENSIONS ARE SHOWN IN IMPERIAL.

CONSULTANT:

AAI ARCHITECTS, P.C.

PROJECT:

217 WEST 57TH STREET
NEW YORK, NY

DRAWING TITLE:

10TH FLOOR INDOOR POOL & HOT TUB SECTIONS

SEAL & SIGNATURE:

REGISTERED ARCHITECT RENE DAVID UNGERS 028885 STATE OF NEW YORK

DATE:	01 JUN 15
PROJECT No:	1216-00
DRAWN: Author	REV:
CHK: Checker	2
SCALE: 3/8" = 1'-0"	
DWG No:	A-937.00
DOB PAGE No:	502 of 569

DOB EMPLOYEE STAMP:

DOB B-SCAN:

36" x 48" Arch E SHEET SIZE
FILE NAME: C:\Revit Local Files\EXTELL-865-AAI-TWR-CNF_hadams.rvt
PLOT DATE: 9/28/2015 2:41:16 PM

DEPT OF BLDGS 421258305 Job Number
E3552-20240110 Scan Code

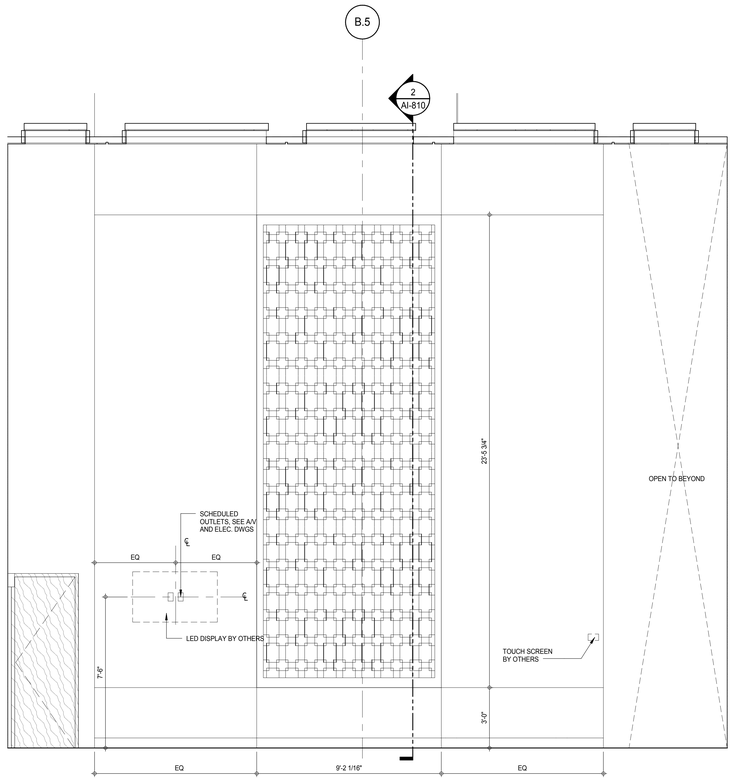

INTERIOR ELEV. RM - 10TH FL EAST EXERCISE RM - NORTH (4)
A-117
3/8" = 1'-0"

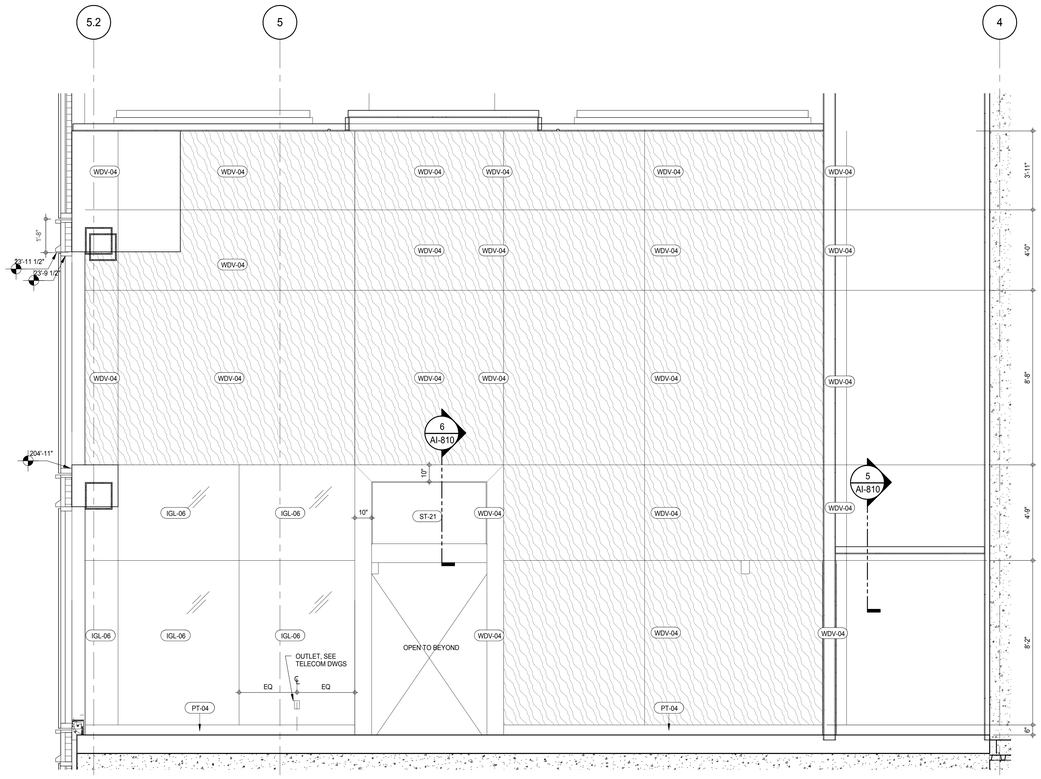

INTERIOR ELEV. - 10TH FL EAST EXERCISE RM - WEST (3)
A-117
3/8" = 1'-0"

KEYNOTE LEGEND:

TAG #	DESCRIPTION
IGL-06	CLEAR GLASS, SILVER MIRROR
PT-04	BASEBOARD PAINT
ST-21	STONE SLAB HONED
WDV-03	WOOD VENEER WALL PANEL
WDV-04	WOOD VENEER WALL PANEL

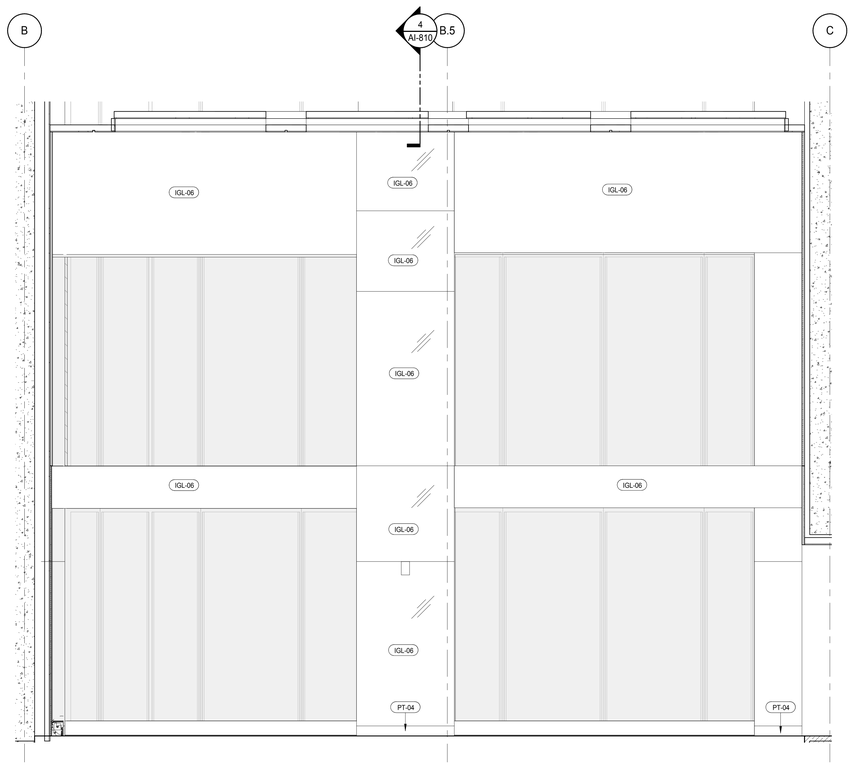

INTERIOR ELEV. - 10TH FL EAST EXERCISE RM - SOUTH (2)
A-117
3/8" = 1'-0"

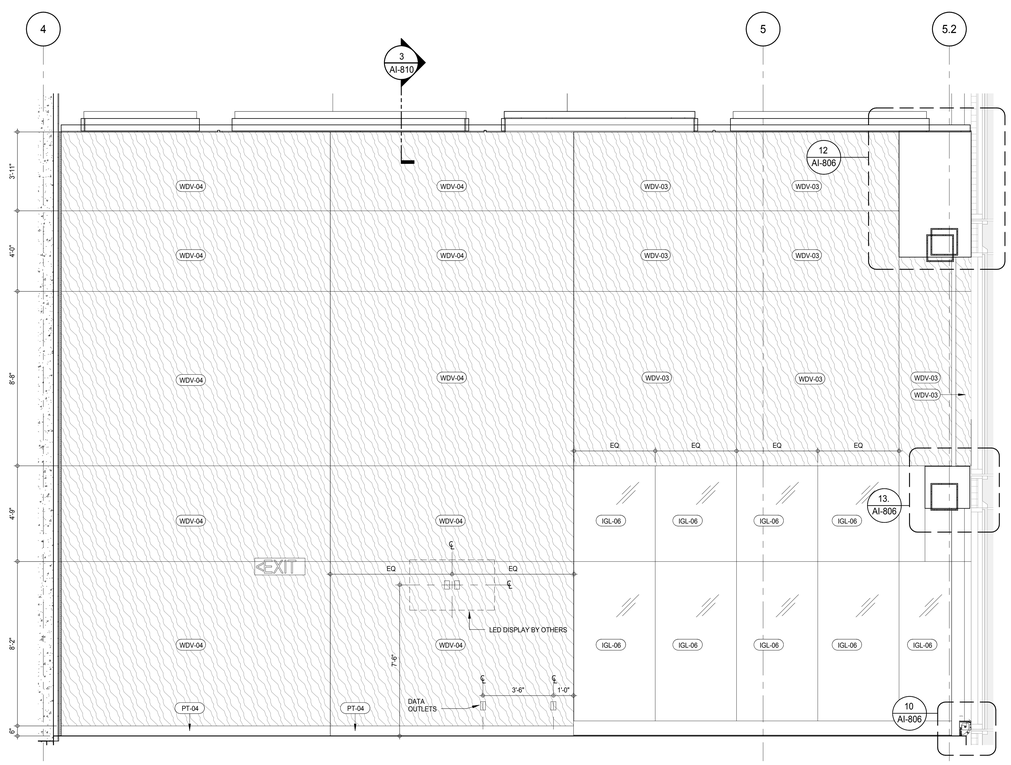

INTERIOR ELEV. - 10TH FL EAST EXERCISE RM - EAST (1)
A-117
3/8" = 1'-0"



KEY PLAN:

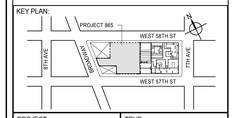

PROJECT NORTH

TRUE NORTH

DEVELOPER:
EXTELL DEVELOPMENT COMPANY
805 THIRD AVENUE, 7TH FLOOR
New York, NY 10022 USA
TEL: 212 712 6000 FAX: 212 712 6100

DESIGN ARCHITECT: Base Building Shell & Core
ADRIAN SMITH + GORDON GILL ARCHITECTURE
111 WEST MONROE STREET SUITE 2300
CHICAGO IL 60603
TEL: 312 920 1888 FAX: 312 920 1775

INTERIOR DESIGNER: Residential
Rottet Architecture and Design Studio, PLLC
298 Fifth Ave, 7th Floor
New York, NY 10001
TEL: 646 998 7000 FAX:

ARCHITECT OF RECORD: Base Building Shell, Core, & Residential
AAI ARCHITECTS, P.C.
401 Wellington St. W., 3rd Floor
Toronto, ON M5V 1E7 Canada
TEL: 416 967 1500 FAX: 416 967 7150

STRUCTURAL ENGINEERS:
WSP CANTOR SEINUK
228 EAST 45th Street
New York, NY 10017 USA
TEL: 212 687 9888 FAX: 646 487 5501

MEP ENGINEERS:
AKF GROUP
165 Broadway, 22nd Floor
New York, NY 10006 USA
TEL: 212 354 5656 FAX: 212 354 5668

GEOTECHNICAL ENGINEERS:
Langan Engineering & Environmental Services
21 Penn Plaza - 360 West 31st Street, 8th Floor
New York, NY 10001-2727
TEL: 212 479 5400 FAX: 212 479 5444

CODE CONSULTANTS:
Construction Consulting Associates
100 Church Street
New York, NY 10007
TEL: 212 385 1818 FAX: 212 385 1911

CURTAINWALL CONSULTANT:
AJLP Consulting
40 Worth Street. Suite 826
New York, NY 10013
TEL: 212 757 5659 FAX: 646 219 8508

LANDMARK/PRESERVATION CONSULTANT:
Jan Hird Pokorny Associates, Inc.
39 West 37th Street, 12A
New York, NY 10018
TEL: 212 759 6462 FAX: 212 759 6540

No.	DESCRIPTION	DATE
1	CD PROGRESS ISSUE 5	10 AUG 15
	D.O.B. AMENDMENT 2	21 SEP 15

NOT FOR BID/CONSTRUCTION

Discrepancies must be reported immediately to the Architect before proceeding. Only figured dimensions are to be used. Contractors must check all dimensions on site. This drawing is protected by copyright.

ALL DIMENSIONS ARE SHOWN IN IMPERIAL.

CONSULTANT:

AAI ARCHITECTS, P.C.

PROJECT:

217 WEST 57TH STREET
NEW YORK, NY

DRAWING TITLE:

10TH FLOOR GYM ELEVATIONS

SEAL & SIGNATURE:

REGISTERED ARCHITECT WILLIAM DAVID JAMES No. 028881 STATE OF NEW YORK

DATE:	10 AUG 15
PROJECT No:	1216-00
DRAWN: Author	REV:
CHK: Checker	1
SCALE: 3/8" = 1'-0"	
DWG No:	**A-938.00**
DOB PAGE No:	503 of 569

DOB EMPLOYEE STAMP:

DOB B-SCAN:

36" x 48" Arch E SHEET SIZE
FILE NAME: C:\Revit Local Files\EXTELL-865-AAI-TWR-CNF_bullerin.rvt
PLOT DATE: 9/22/2015 1:58:11 PM

DEPT OF BLDGS 121236505 Job Number
E3343329750 Scan Code

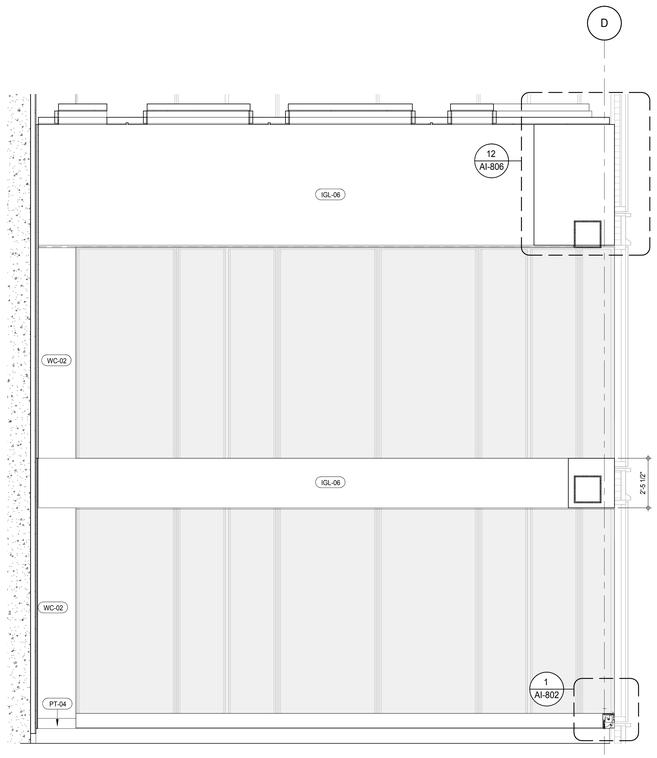

INTERIOR ELEV. - 10TH FL WEST EXERCISE RM - SOUTH (4)
A-117
3/8" = 1'-0"

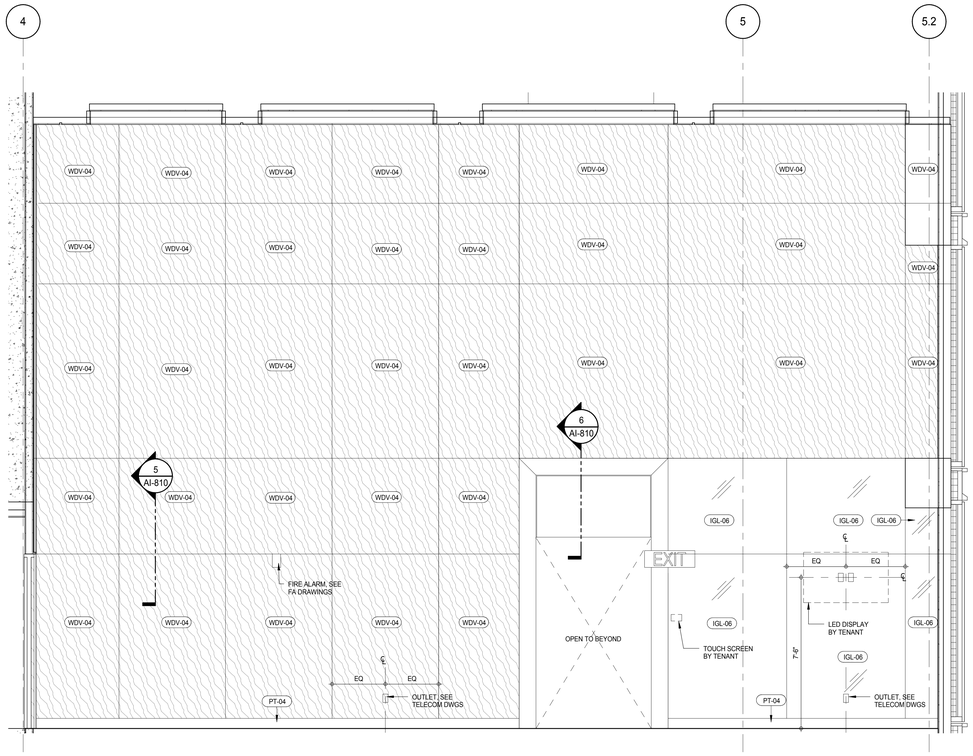

INTERIOR ELEV. - 10TH FL WEST EXERCISE RM - EAST (3)
A-117
3/8" = 1'-0"

KEYNOTE LEGEND:

TAG #	DESCRIPTION
AMT-04	CUSTOM BURNISHED BRASS
IGL-06	CLEAR GLASS, SILVER MIRROR
PL-50	BOTTLE FILLING STATION WITH WATER COOLER DRINKING FOUNTAIN
PT-04	BASEBOARD PAINT
WC-02	WALL COVERING
WDV-04	WOOD VENEER WALL PANEL

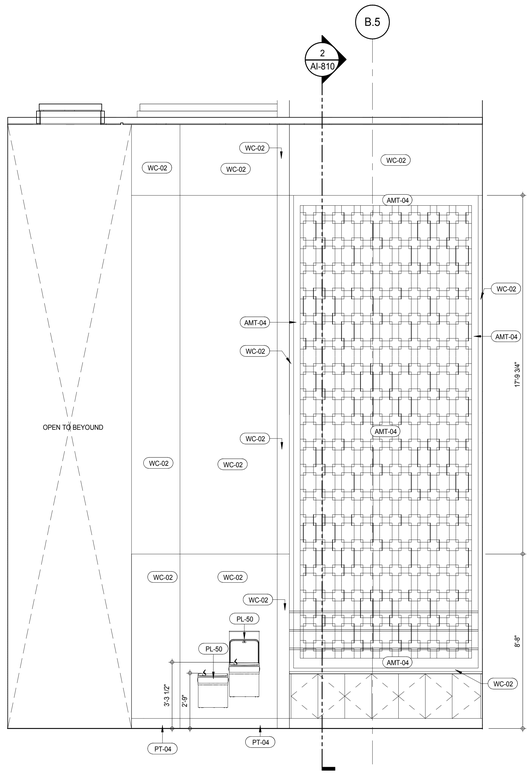

INTERIOR ELEV. - 10TH FL EAST EXERCISE RM ENTRY - SOUTH (2)
A-117
3/8" = 1'-0"

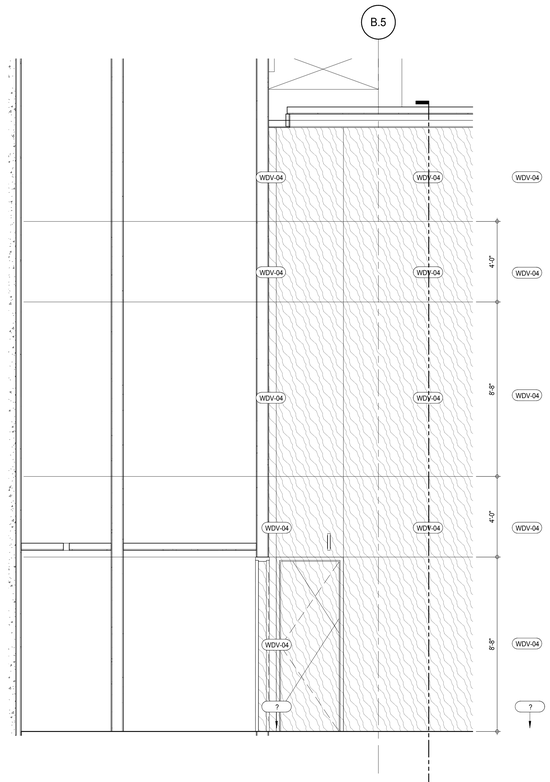

INTERIOR ELEV. - 10TH FL EAST EXERCISE RM ENTRY - NORTH (1)
A-117
3/8" = 1'-0"

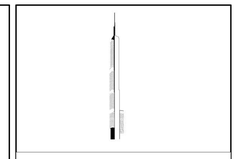

KEY PLAN:

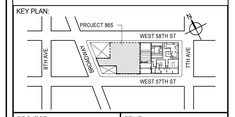

PROJECT NORTH

TRUE NORTH

DEVELOPER:
EXTELL DEVELOPMENT COMPANY
805 THIRD AVENUE, 7TH FLOOR
New York, NY 10022 USA
TEL: 212 712 6000 FAX: 212 712 6100

DESIGN ARCHITECT: Base Building Shell & Core
ADRIAN SMITH + GORDON GILL ARCHITECTURE
111 WEST MONROE STREET SUITE 2300
CHICAGO IL 60603
TEL: 312 920 1888 FAX: 312 920 1775

INTERIOR DESIGNER: Residential
Rottet Architecture and Design Studio, PLLC
298 Fifth Ave, 7th Floor
New York, NY 10001
TEL: 646 998 7000 FAX:

ARCHITECT OF RECORD: Base Building Shell, Core, & Residential
AAI ARCHITECTS, P.C.
401 Wellington St. W., 3rd Floor
Toronto, ON M5V 1E7 Canada
TEL: 416 967 1500 FAX: 416 967 7150

STRUCTURAL ENGINEERS:
WSP CANTOR SEINUK
228 EAST 45th Street
New York, NY 10017 USA
TEL: 212 687 9888 FAX: 646 487 5501

MEP ENGINEERS:
AKF GROUP
165 Broadway, 22nd Floor
New York, NY 10006 USA
TEL: 212 354 5656 FAX: 212 354 5668

GEOTECHNICAL ENGINEERS:
Langan Engineering & Environmental Services
21 Penn Plaza - 360 West 31st Street, 8th Floor
New York, NY 10001-2727
TEL: 212 479 5400 FAX: 212 479 5444

CODE CONSULTANTS:
Construction Consulting Associates
100 Church Street
New York, NY 10007
TEL: 212 385 1818 FAX: 212 385 1911

CURTAINWALL CONSULTANT:
AJLP Consulting
40 Worth Street. Suite 826
New York, NY 10013
TEL: 212 757 5659 FAX: 646 219 8508

LANDMARK/PRESERVATION CONSULTANT:
Jan Hird Pokorny Associates, Inc.
39 West 37th Street, 12A
New York, NY 10018
TEL: 212 759 6462 FAX: 212 759 6540

No.	DESCRIPTION	DATE
1	CD PROGRESS ISSUE 5	10 AUG 15
	D.O.B. AMENDMENT 2	21 SEP 15

NOT FOR BID/CONSTRUCTION

Discrepancies must be reported immediately to the Architect before proceeding. Only figured dimensions are to be used. Contractors must check all dimensions on site. This drawing is protected by copyright.

ALL DIMENSIONS ARE SHOWN IN IMPERIAL.

CONSULTANT:
AAI ARCHITECTS, P.C.

PROJECT:
217 WEST 57TH STREET
NEW YORK, NY

DRAWING TITLE:
10TH FLOOR GYM ELEVATIONS

SEAL & SIGNATURE:

DATE:	10 AUG 15
PROJECT No:	1216-00
DRAWN: Author	REV: 1
CHK: Checker	
SCALE: 3/8" = 1'-0"	
DWG No:	A-939.00
DOB PAGE No:	504 of 569

DOB EMPLOYEE STAMP:

DOB B-SCAN:

36" x 48" Arch E SHEET SIZE
FILE NAME: C:\Revit Local Files\EXTELL-865-AAI-TVR-CNF_Jsullenm.rvt
PLOT DATE: 8/22/2015 1:08:48 PM

DEPT OF BLDGS 421263625 Job Number
E3454525635 Scan Code

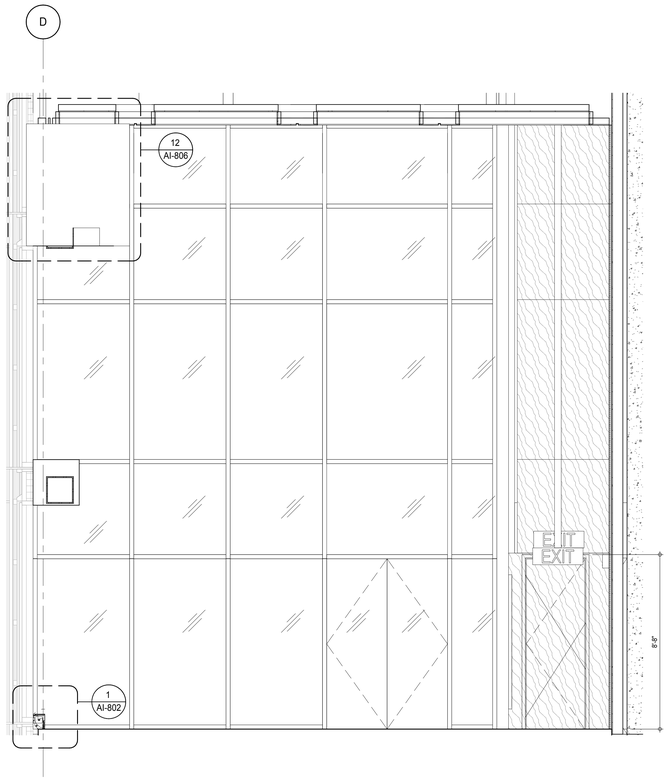

INTERIOR ELEV. - 10TH FL WEST EXERCISE RM - NORTH (6)
A-117
3/8" = 1'-0"

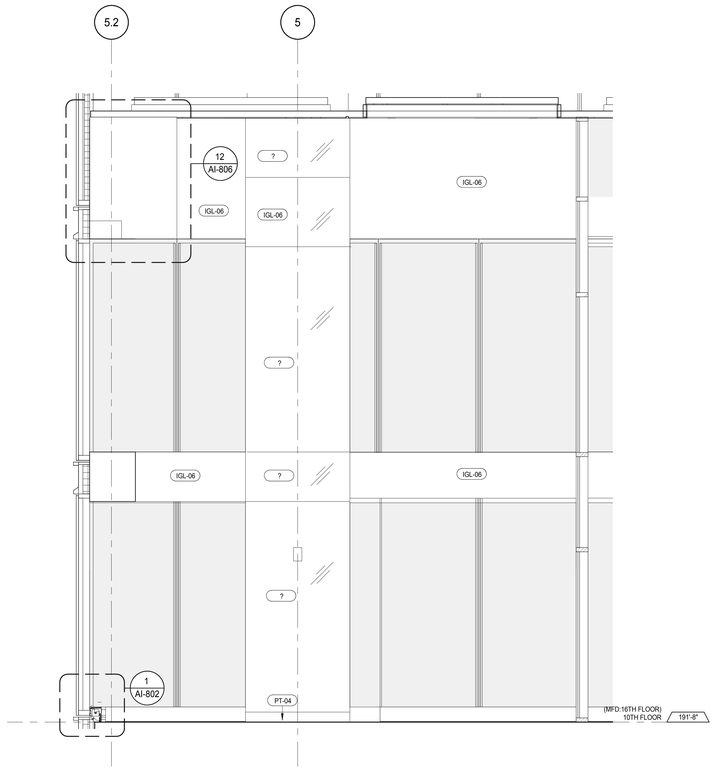

INTERIOR ELEV. - 10TH FL WEST EXERCISE RM - WEST (5)
A-117
3/8" = 1'-0"

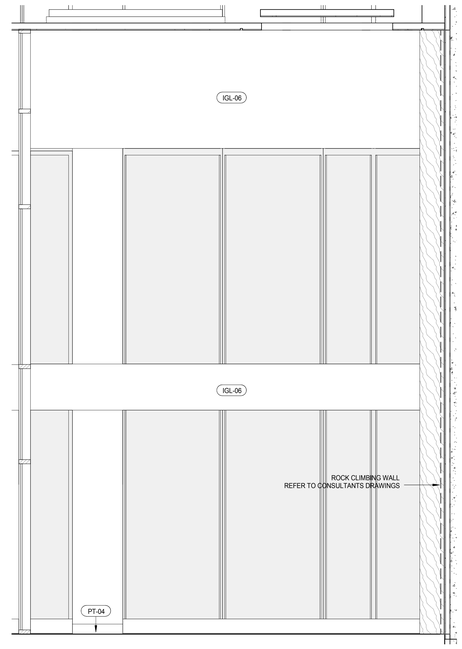

INTERIOR ELEV. - 10TH FL CLASS RM - WEST (4)
A-117
3/8" = 1'-0"

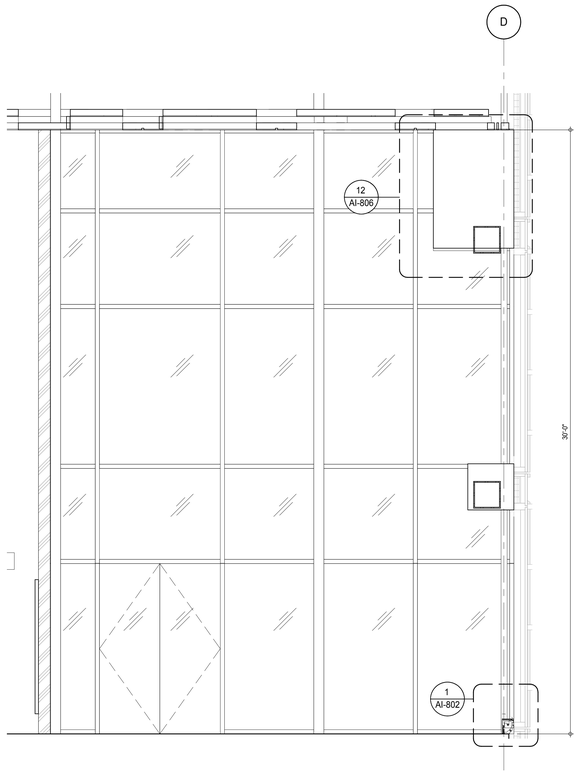

INTERIOR ELEV. - 10TH FL CLASS RM - SOUTH (3)
A-117
3/8" = 1'-0"

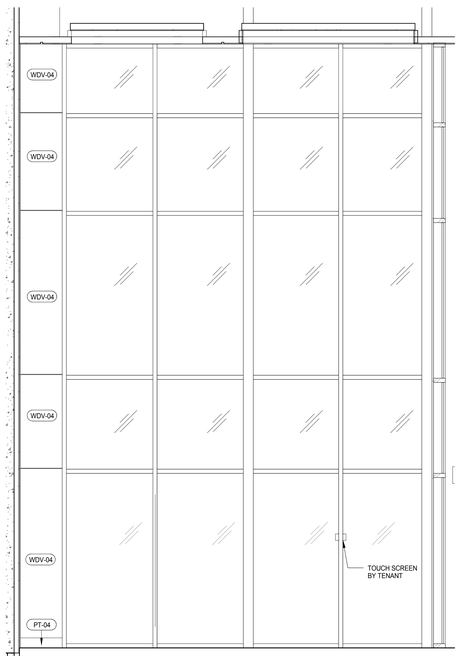

INTERIOR ELEV. - 10TH FL CLASS RM - EAST (2)
A-117
3/8" = 1'-0"

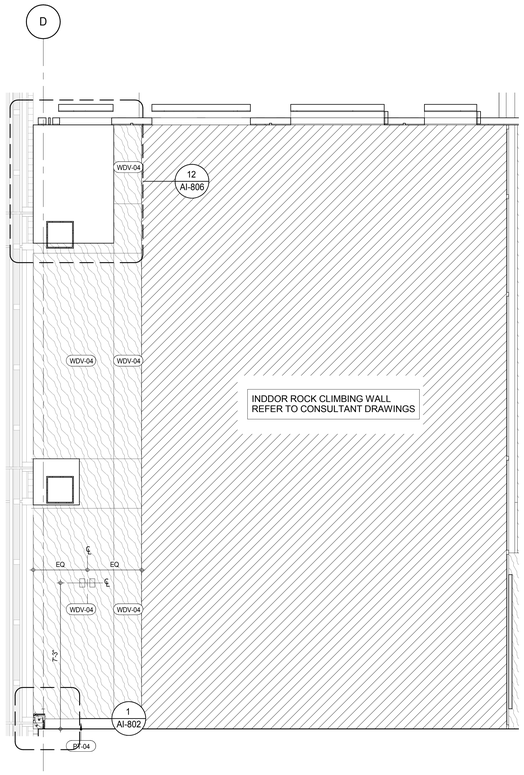

INTERIOR ELEV. - 10TH FL CLASS RM - NORTH (1)
A-117
3/8" = 1'-0"

KEYNOTE LEGEND:

TAG #	DESCRIPTION
IGL-01	OBSCURED GLASS (REFER TO SCHEMES LEGEND)
IGL-06	CLEAR GLASS, SILVER MIRROR
PT-04	BASEBOARD PAINT
WC-02	WALL COVERING
WDV-04	WOOD VENEER WALL PANEL

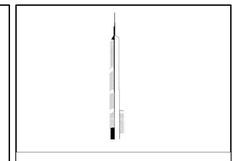

KEY PLAN:

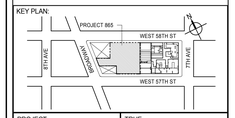

PROJECT NORTH

TRUE NORTH

DEVELOPER:
EXTELL DEVELOPMENT COMPANY
805 THIRD AVENUE, 7TH FLOOR
New York, NY 10022 USA
TEL: 212 712 6000 FAX: 212 712 6100

DESIGN ARCHITECT: Base Building Shell & Core
ADRIAN SMITH + GORDON GILL ARCHITECTURE
111 WEST MONROE STREET SUITE 2300
CHICAGO IL 60603
TEL: 312 920 1888 FAX: 312 920 1775

INTERIOR DESIGNER: Residential
Rottet Architecture and Design Studio, PLLC
298 Fifth Ave, 7th Floor
New York, NY 10001
TEL: 646 998 7000 FAX:

ARCHITECT OF RECORD: Base Building Shell, Core, & Residential
AAI ARCHITECTS, P.C.
401 Wellington St. W., 3rd Floor
Toronto, ON M5V 1E7 Canada
TEL: 416 967 1500 FAX: 416 967 7150

STRUCTURAL ENGINEERS:
WSP CANTOR SEINUK
228 EAST 45th Street
New York, NY 10017 USA
TEL: 212 687 9888 FAX: 646 487 5501

MEP ENGINEERS:
AKF GROUP
165 Broadway, 22nd Floor
New York, NY 10006 USA
TEL: 212 354 5656 FAX: 212 354 5668

GEOTECHNICAL ENGINEERS:
Langan Engineering & Environmental Services
21 Penn Plaza - 360 West 31st Street, 8th Floor
New York, NY 10001-2727
TEL: 212 479 5400 FAX: 212 479 5444

CODE CONSULTANTS:
Construction Consulting Associates
100 Church Street
New York, NY 10007
TEL: 212 385 1818 FAX: 212 385 1911

CURTAINWALL CONSULTANT:
AJLP Consulting
40 Worth Street. Suite 826
New York, NY 10013
TEL: 212 757 5659 FAX: 646 219 8508

LANDMARK/PRESERVATION CONSULTANT:
Jan Hird Pokorny Associates, Inc.
39 West 37th Street, 12A
New York, NY 10018
TEL: 212 759 6462 FAX: 212 759 6540

No.	DESCRIPTION	DATE
1	CD PROGRESS ISSUE 5	10 AUG 15
	D.O.B. AMENDMENT 2	21 SEP 15

NOT FOR BID/CONSTRUCTION

Discrepancies must be reported immediately to the Architect before proceeding. Only figured dimensions are to be used. Contractors must check all dimensions on site. This drawing is protected by copyright.

ALL DIMENSIONS ARE SHOWN IN IMPERIAL.

CONSULTANT:

AAI ARCHITECTS, P.C.

PROJECT:

217 WEST 57TH STREET
NEW YORK, NY

DRAWING TITLE:

10TH FLOOR GYM ELEVATIONS

SEAL & SIGNATURE:

REGISTERED ARCHITECT WAYNE DAVID JAMES 022885 STATE OF NEW YORK

DATE:	10 AUG 15
PROJECT No:	1216-00
DRAWN: Author	REV: 1
CHK. Checker	
SCALE: 3/8" = 1'-0"	
DWG No:	**A-940.00**
DOB PAGE No:	505 of 569

DOB EMPLOYEE STAMP:

DOB B-SCAN:

36" x 48" Arch E SHEET SIZE
FILE NAME: C:\Revit Local Files\EXTELL-865-AAI-TWR-CNF_Jupiterin.rvt
PLOT DATE: 9/22/2015 1:06:19 PM

DEPT OF BLDGS 421263426 Job Number
E399663363 Scan Code

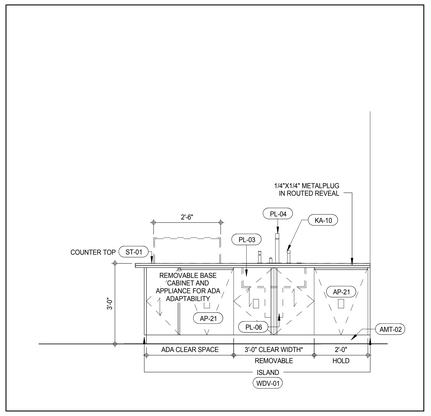

INTERIOR ELEVATION KIT-B (LEVEL 13-19, 21-26) 8
A-950
1/2" = 1'-0"

INTERIOR ELEVATION KIT-A (LEVEL 13-26) 4
A-950
1/2" = 1'-0"

NOTE:
REMOVABLE BASE CABINET MUST BE ABLE TO BE REMOVED WITHOUT REMOVAL OR REPLACEMENT OF THE SINK, THE FLOOR FINISH MUST EXTEND UNDER SUCH CABINETRY AND THE WALLS BEHIND AND SURROUNDING CABINETRY MUST BE FINISHED.

* CLEAR WIDTH MEANS CLEAR SPACE BETWEEN INTERIOR GABLES

SCHEME LEGEND

LEVEL	KITCHEN TYPE	FINISH SCHEME
13TH FLOOR	KIT-A , KIT-B	2A
14TH FLOOR	KIT-A , KIT-B	2B
15TH FLOOR	KIT-A , KIT-B	1
16TH FLOOR	KIT-A , KIT-B	2A
17TH FLOOR	KIT-A , KIT-B	2B
18TH FLOOR	KIT-A , KIT-B	1
19TH FLOOR	KIT-A , KIT-B	2A
20TH FLOOR	KIT-A	2B
21ST FLOOR	KIT-A , KIT-B	1
22ND FLOOR	KIT-A , KIT-B	2A
23RD FLOOR	KIT-A , KIT-B	2B
24TH FLOOR	KIT-A , KIT-B	1
25TH FLOOR	KIT-A , KIT-B	2A
26TH FLOOR	KIT-A , KIT-B	2B

FINISHES SCHEME 1:		FINISHES SCHEME 2A:		FINISHES SCHEME 2B:	
IGL-01	IGL-01B	IGL-01	IGL-01A	IGL-01	IGL-01A
AMT-01	AMT-01B	AMT-01	AMT-01A	AMT-01	AMT-01A
ST-01	ST-01B	ST-01	ST-01A	ST-02	ST-01A
ST-02	ST-02B	ST-02	ST-02A1	ST-02	ST-02A2
ST-03	ST-03B	ST-03	ST-03A1	ST-03	ST-03A2
ST-07	ST-07B	ST-07	ST-07A	ST-07	ST-07A
ST-08	ST-02B	ST-08	ST-02A	ST-08	ST-02A
ST-09	ST-09B	ST-09	ST-09A	ST-09	ST-09A
ST-13	ST-13B	ST-13	ST-13A	ST-13	ST-13A
ST-14	ST-14B	ST-14	ST-14A	ST-14	ST-14A
ST-15	ST-15B	ST-15	ST-15A	ST-15	ST-15A
ST-28	ST-28B	ST-28	ST-28A	ST-28	ST-28A
WDF-01	WDF-01B	WDF-01	WDF-01A	WDF-01	WDF-01A
WDF-02	WDF-02B	WDF-02	WDF-02A	WDF-02	WDF-02A
WDV-01	WDV-01B	WDV-01	WDV-01A	WDV-01	WDV-01A
WDV-05	WDV-05B	WDV-05	WDF-05A	WDV-05	WDF-05A

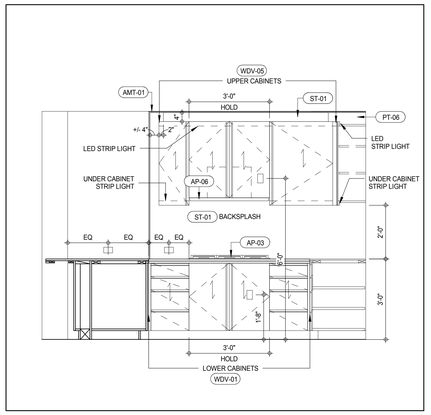

INTERIOR ELEVATION KIT-B (LEVEL 13-19, 21-26) 7
A-950
1/2" = 1'-0"

INTERIOR ELEVATION KIT-A (LEVEL 13-26) 3
A-950
1/2" = 1'-0"

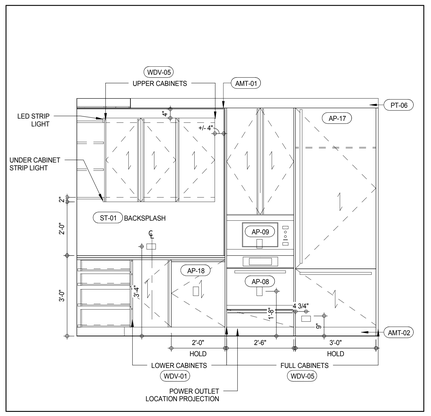

INTERIOR ELEVATION KIT-B (LEVEL 13-19, 21-26) 6
A-950
1/2" = 1'-0"

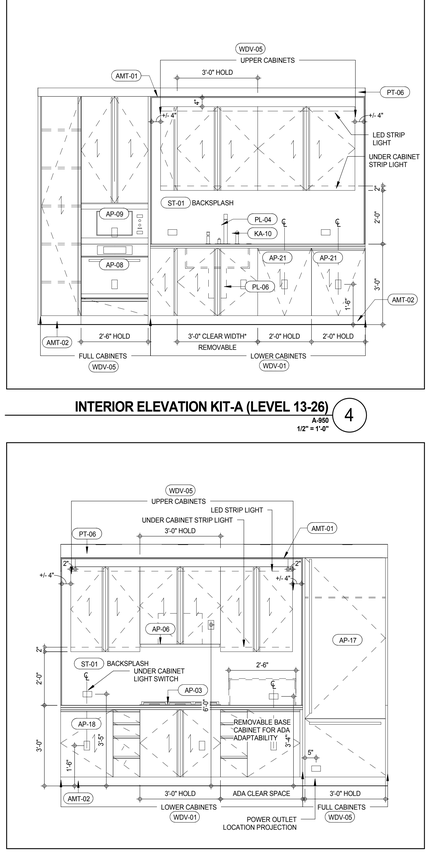

PLAN DETAIL KIT-A (LEVEL 13-26) 1
A-202
1/2" = 1'-0"

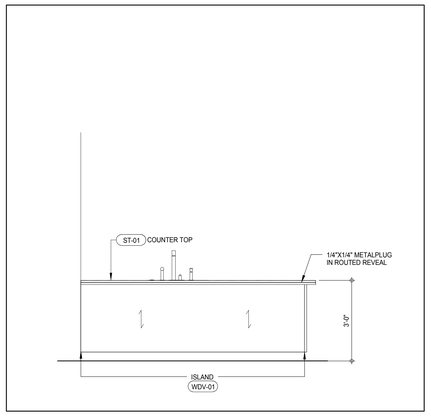

INTERIOR ELEVATION KIT-B (LEVEL 13-19, 21-26) 9
A-950
1/2" = 1'-0"

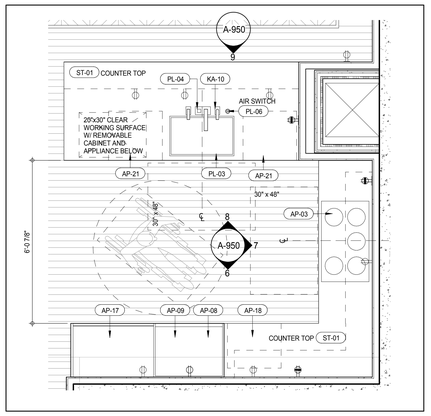

PLAN DETAIL KIT-B (LEVEL 13-19, 21-26) 5
A-202
1/2" = 1'-0"



KEY PLAN:

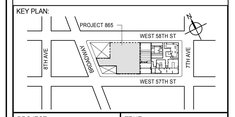

PROJECT NORTH:

TRUE NORTH

DEVELOPER:
EXTELL DEVELOPMENT COMPANY
805 THIRD AVENUE, 7TH FLOOR
New York, NY 10022 USA
TEL: 212 712 6000 FAX: 212 712 6100

DESIGN ARCHITECT: Base Building Shell & Core
ADRIAN SMITH + GORDON GILL ARCHITECTURE
111 WEST MONROE STREET SUITE 2300
CHICAGO IL 60603
TEL: 312 920 1888 FAX: 312 920 1775

INTERIOR DESIGNER: Residential
Rottet Architecture and Design Studio, PLLC
298 Fifth Ave, 7th Floor
New York, NY 10001
TEL: 646 998 7000 FAX:

ARCHITECT OF RECORD: Base Building Shell, Core, & Residential
AAI ARCHITECTS, P.C.
401 Wellington St. W., 3rd Floor
Toronto, ON M5V 1E7 Canada
TEL: 416 967 1500 FAX: 416 967 7150

STRUCTURAL ENGINEERS:
WSP CANTOR SEINUK
228 EAST 45th Street
New York, NY 10017 USA
TEL: 212 687 9888 FAX: 646 487 5501

MEP ENGINEERS:
AKF GROUP
165 Broadway, 22nd Floor
New York, NY 10006 USA
TEL: 212 354 5656 FAX: 212 354 5668

GEOTECHNICAL ENGINEERS:
Langan Engineering & Environmental Services
21 Penn Plaza - 360 West 31st Street, 8th Floor
New York, NY 10001-2727
TEL: 212 479 5400 FAX: 212 479 5444

CODE CONSULTANTS:
Construction Consulting Associates
100 Church Street
New York, NY 10007
TEL: 212 385 1818 FAX: 212 385 1911

CURTAINWALL CONSULTANT:
AJLP Consulting
40 Worth Street. Suite 826
New York, NY 10013
TEL: 212 757 5659 FAX: 646 219 8508

LANDMARK/PRESERVATION CONSULTANT:
Jan Hird Pokorny Associates, Inc.
39 West 37th Street, 12A
New York, NY 10018
TEL: 212 759 6462 FAX: 212 759 6540

No.	DESCRIPTION	DATE
1	D.O.B. SUBMISSION	05 DEC 14
2	CD PROGRESS ISSUE 2	19 DEC 14
3	D.O.B. SUBMISSION	18 FEB 15
4	CD PROGRESS ISSUE 3	09 MAR 15
	D.O.B. SUBMISSION	27 APR 15
5	CD PROGRESS ISSUE 4	01 JUN 15
6	CD PROGRESS ISSUE 5	10 AUG 15
	D.O.B. AMENDMENT 2	21 SEP 15

NOT FOR BID/CONSTRUCTION

Discrepancies must be reported immediately to the Architect before proceeding. Only figured dimensions are to be used. Contractors must check all dimensions on site. This drawing is protected by copyright.

ALL DIMENSIONS ARE SHOWN IN IMPERIAL.

CONSULTANT:
AAI ARCHITECTS, P.C.

PROJECT:
217 WEST 57TH STREET
NEW YORK, NY

DRAWING TITLE:
KIT-A (LV 13-26) KIT-B (LV 13-19, 21-26) PLANS AND ELEVATIONS

SEAL & SIGNATURE:

DATE:	05 DEC 14
PROJECT No:	1216-00
DRAWN: Author	REV:
CHK: Checker	6
SCALE: As indicated	
DWG No:	**A-950.01**
DOB PAGE No:	506 of 569

DOB EMPLOYEE STAMP:

DOB B-SCAN:

/ISSUED AS: AI-701 - CD PROGRESS ISSUE 3 - 09 MAR 15/

36" x 48" Arch E SHEET SIZE
FILE NAME: C:\Revit Local Files\EXTELL-865-AAI-TVR-CNF_Jwilliams.rvt
PLOT DATE: 6/22/2015 1:09:52 PM

DEPT OF BLDGS 421226826 Job Number
E3343339479 Scan Code

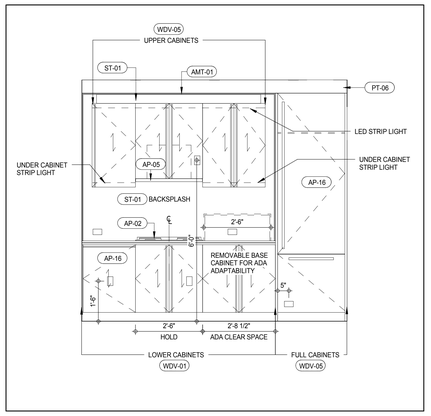

INTERIOR ELEVATION KTT-D (LEVEL 13-19) 8
A-951
1/2" = 1'-0"

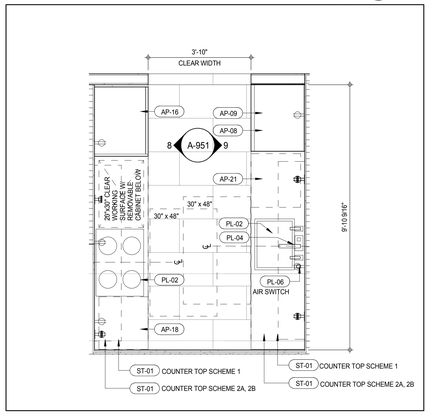

PLAN DETAIL KTT-D (LEVEL 13-19) 7
A-202
1/2" = 1'-0"

INTERIOR ELEVATION KIT-C (LEVEL 13-19) 6
A-951
1/2" = 1'-0"

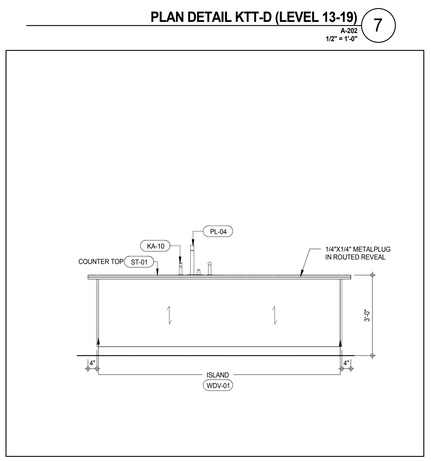

INTERIOR ELEVATION KIT-C (LEVEL 13-19) 2
A-951
1/2" = 1'-0"

INTERIOR ELEVATION KIT-C (LEVEL 13-19) 4
A-951
1/2" = 1'-0"

INTERIOR ELEVATION KIT-C (LEVEL 13-19) 3
A-951
1/2" = 1'-0"

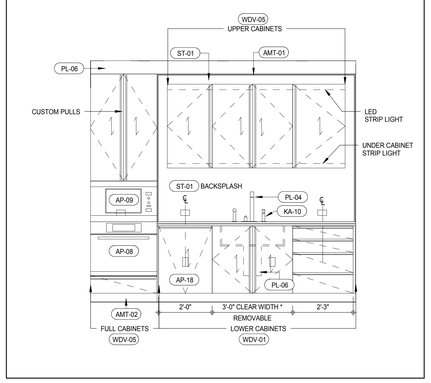

INTERIOR ELEVATION KTT-D (LEVEL 13-19) 9
A-951
1/2" = 1'-0"

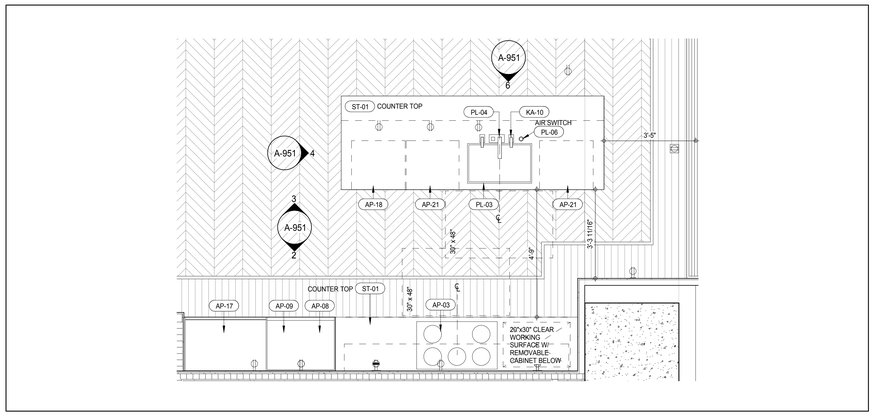

PLAN DETAIL KIT-C (LEVEL 13-19) 1
A-202
1/2" = 1'-0"

NOTE:
REMOVABLE BASE CABINET MUST BE ABLE TO BE REMOVED WITHOUT REMOVAL OR REPLACEMENT OF THE SINK. THE FLOOR FINISH MUST EXTENDS UNDER SUCH CABINETRY AND THE WALLS BEHIND AND SURROUNDING CABINETRY MUST BE FINISHED.

* CLEAR WIDTH MEANS CLEAR SPACE BETWEEN INTERIOR GABLES

SCHEME LEGEND

LEVEL	KITCHEN TYPE	FINISH SCHEME
13TH FLOOR	KIT-C , KTT-D	2A
14TH FLOOR	KIT-C , KTT-D	2B
15TH FLOOR	KIT-C , KTT-D	1
16TH FLOOR	KIT-C , KTT-D	2A
17TH FLOOR	KIT-C , KTT-D	2B
18TH FLOOR	KIT-C , KTT-D	1
19TH FLOOR	KIT-C , KTT-D	2A

FINISHES SCHEME 1:		FINISHES SCHEME 2A:		FINISHES SCHEME 2B:	
IGL-01	IGL-01B	IGL-01	IGL-01A	IGL-01	IGL-01A
AMT-01	AMT-01B	AMT-01	AMT-01A	AMT-01	AMT-01A
ST-01	ST-01B	ST-01	ST-01A	ST-02	ST-01A
ST-02	ST-02B	ST-02	ST-02A1	ST-02	ST-02A2
ST-03	ST-03B	ST-03	ST-03A1	ST-03	ST-03A2
ST-07	ST-07B	ST-07	ST-07A	ST-07	ST-07A
ST-08	ST-02B	ST-08	ST-02A	ST-08	ST-02A
ST-09	ST-09B	ST-09	ST-09A	ST-09	ST-09A
ST-13	ST-13B	ST-13	ST-13A	ST-13	ST-13A
ST-14	ST-14B	ST-14	ST-14A	ST-14	ST-14A
ST-15	ST-15B	ST-15	ST-15A	ST-15	ST-15A
ST-28	ST-28B	ST-28	ST-28A	ST-28	ST-28A
WDF-01	WDF-01B	WDF-01	WDF-01A	WDF-01	WDF-01A
WDF-02	WDF-02B	WDF-02	WDF-02A	WDF-02	WDF-02A
WDV-01	WDV-01B	WDV-01	WDV-01A	WDV-01	WDV-01A
WDV-05	WDV-05B	WDV-05	WDF-05A	WDV-05	WDF-05A

KEYNOTE LEGEND:

TAG #	DESCRIPTION
AMT-01	
AMT-02	POLISHED STAINLESS STEEL
AP-02	30" GAS COOKTOP
AP-03	36" GAS COOKTOP
AP-05	30" BUILT-IN HOOD
AP-06	36" BUILT-IN HOOD
AP-08	30" SINGLE OVEN
AP-09	24" SPEED OVEN
AP-16	30" FULLY INTEGRATED REFRIGERATOR FREEZER
AP-17	36" FULLY INTEGRATED REFRIGERATOR FREEZER
AP-18	24" UNDERCOUNTER WINE STORAGE UNIT
AP-21	24" FULLY INTEGRATED DISHWASHER
KA-10	LIQUID SOAP DISPENSER
PL-02	22" STAINLESS STEEL UNDERMOUNTED SINK
PL-03	28" STAINLESS STEEL UNDERMOUNTED SINK
PL-04	POLISHED BRASS KITCHEN FAUCET WITH HANDSPRAY
PL-06	IN-SINK FOOD WASTE DISPOSER
PT-06	WALL PAINT
ST-01	STONE SLAB - POLISHED (ST-01A or ST-01B REFER TO SCHEME LEGEND)
WDV-01	
WDV-05	

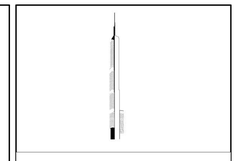

KEY PLAN:

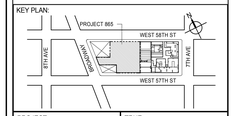

PROJECT NORTH

TRUE NORTH

DEVELOPER:
EXTELL DEVELOPMENT COMPANY
805 THIRD AVENUE, 7TH FLOOR
New York, NY 10022 USA
TEL: 212 712 6000 FAX: 212 712 6100

DESIGN ARCHITECT: Base Building Shell & Core
ADRIAN SMITH + GORDON GILL ARCHITECTURE
111 WEST MONROE STREET SUITE 2300
CHICAGO IL 60603
TEL: 312 920 1888 FAX: 312 920 1775

INTERIOR DESIGNER: Residential
Rottet Architecture and Design Studio, PLLC
298 Fifth Ave, 7th Floor
New York, NY 10001
TEL: 646 998 7000 FAX:

ARCHITECT OF RECORD: Base Building Shell, Core, & Residential
AAI ARCHITECTS, P.C.
401 Wellington St. W., 3rd Floor
Toronto, ON M5V 1E7 Canada
TEL: 416 967 1500 FAX: 416 967 7150

STRUCTURAL ENGINEERS:
WSP CANTOR SEINUK
228 EAST 45th Street
New York, NY 10017 USA
TEL: 212 687 9888 FAX: 646 487 5501

MEP ENGINEERS:
AKF GROUP
165 Broadway, 22nd Floor
New York, NY 10006 USA
TEL: 212 354 5656 FAX: 212 354 5668

GEOTECHNICAL ENGINEERS:
Langan Engineering & Environmental Services
21 Penn Plaza - 360 West 31st Street, 8th Floor
New York, NY 10001-2727
TEL: 212 479 5400 FAX: 212 479 5444

CODE CONSULTANTS:
Construction Consulting Associates
100 Church Street
New York, NY 10007
TEL: 212 385 1818 FAX: 212 385 1911

CURTAINWALL CONSULTANT:
AJLP Consulting
40 Worth Street. Suite 826
New York, NY 10013
TEL: 212 757 5659 FAX: 646 219 8508

LANDMARK/PRESERVATION CONSULTANT:
Jan Hird Pokorny Associates, Inc.
39 West 37th Street, 12A
New York, NY 10018
TEL: 212 759 6462 FAX: 212 759 6540

No.	DESCRIPTION	DATE
1	CD PROGRESS ISSUE 2	19 DEC 14
2	D.O.B. SUBMISSION	18 FEB 15
3	CD PROGRESS ISSUE 3	09 MAR 15
	D.O.B. SUBMISSION	27 APR 15
4	CD PROGRESS ISSUE 4	01 JUN 15
5	CD PROGRESS ISSUE 5	10 AUG 15
	D.O.B. AMENDMENT 2	21 SEP 15

ISSUED AS: AI-702 - CD PROGRESS ISSUE 3 - 09 MAR 15

NOT FOR BID/CONSTRUCTION

Discrepancies must be reported immediately to the Architect before proceeding. Only figured dimensions are to be used. Contractors must check all dimensions on site. This drawing is protected by copyright.

ALL DIMENSIONS ARE SHOWN IN IMPERIAL.

CONSULTANT:

AAI ARCHITECTS, P.C.

PROJECT:

217 WEST 57TH STREET
NEW YORK, NY

DRAWING TITLE:

KIT-C (LV 13-19) KTT-D (LV 13-19)
PLANS AND ELEVATIONS

SEAL & SIGNATURE:

REGISTERED ARCHITECT JAMES DAVID JANSEN No. 028881 STATE OF NEW YORK

DATE:	19 DEC 14
PROJECT No:	1216-00
DRAWN: Author	REV:
CHK: Checker	5
SCALE: As indicated	
DWG No:	A-951.01
DOB PAGE No:	507 of 569

DOB EMPLOYEE STAMP:

DOB B-SCAN:

36" x 48" Arch E SHEET SIZE
FILE NAME: C:\Users\Local Files\EXTELL-865-AAI-TWR-CNF_Jansen.rvt
PLOT DATE: 9/22/2015 11:10:24 PM

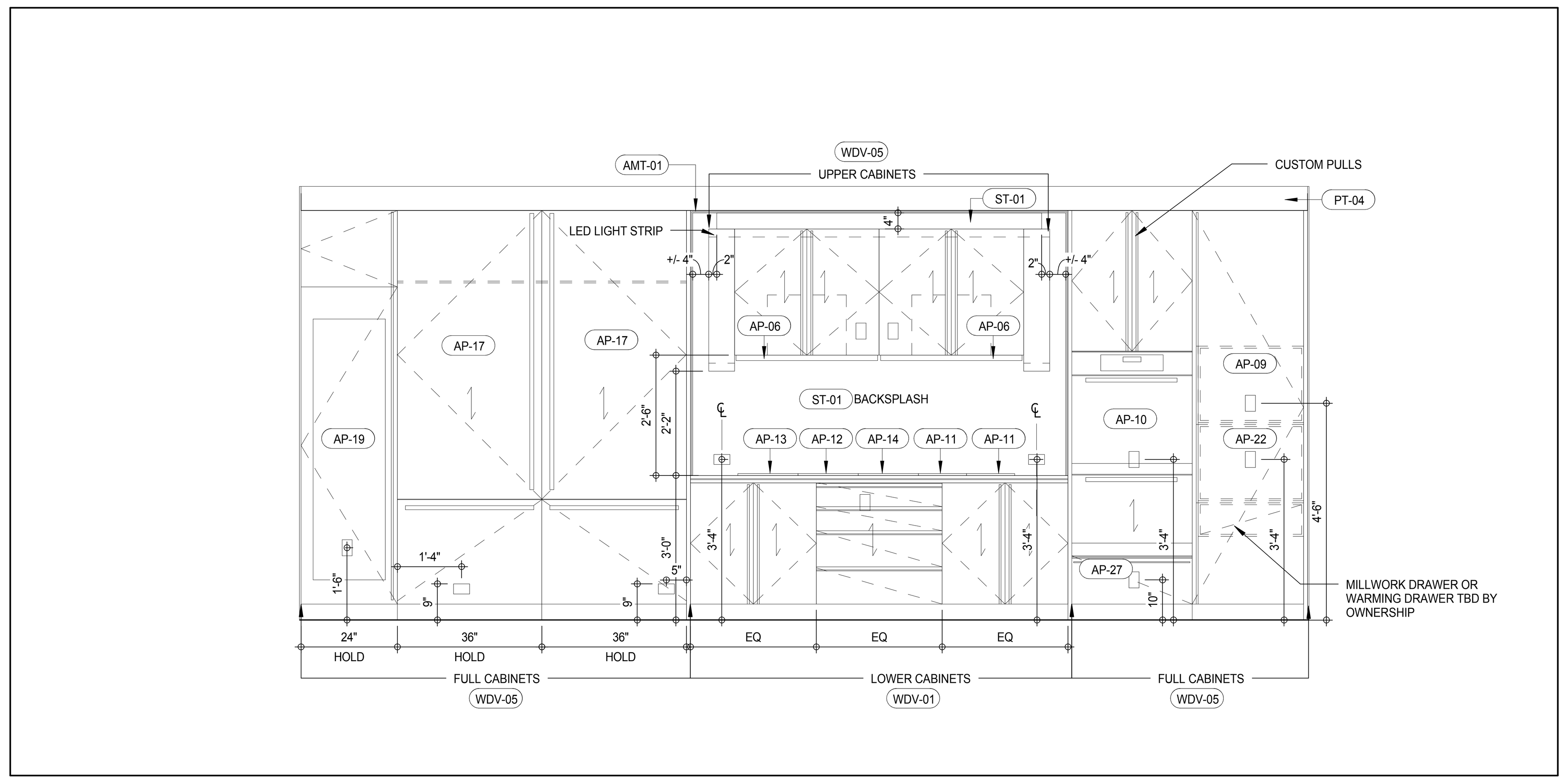

INTERIOR ELEVATION KIT-B (LEVEL 20) 8
A-952
1/2" = 1'-0"

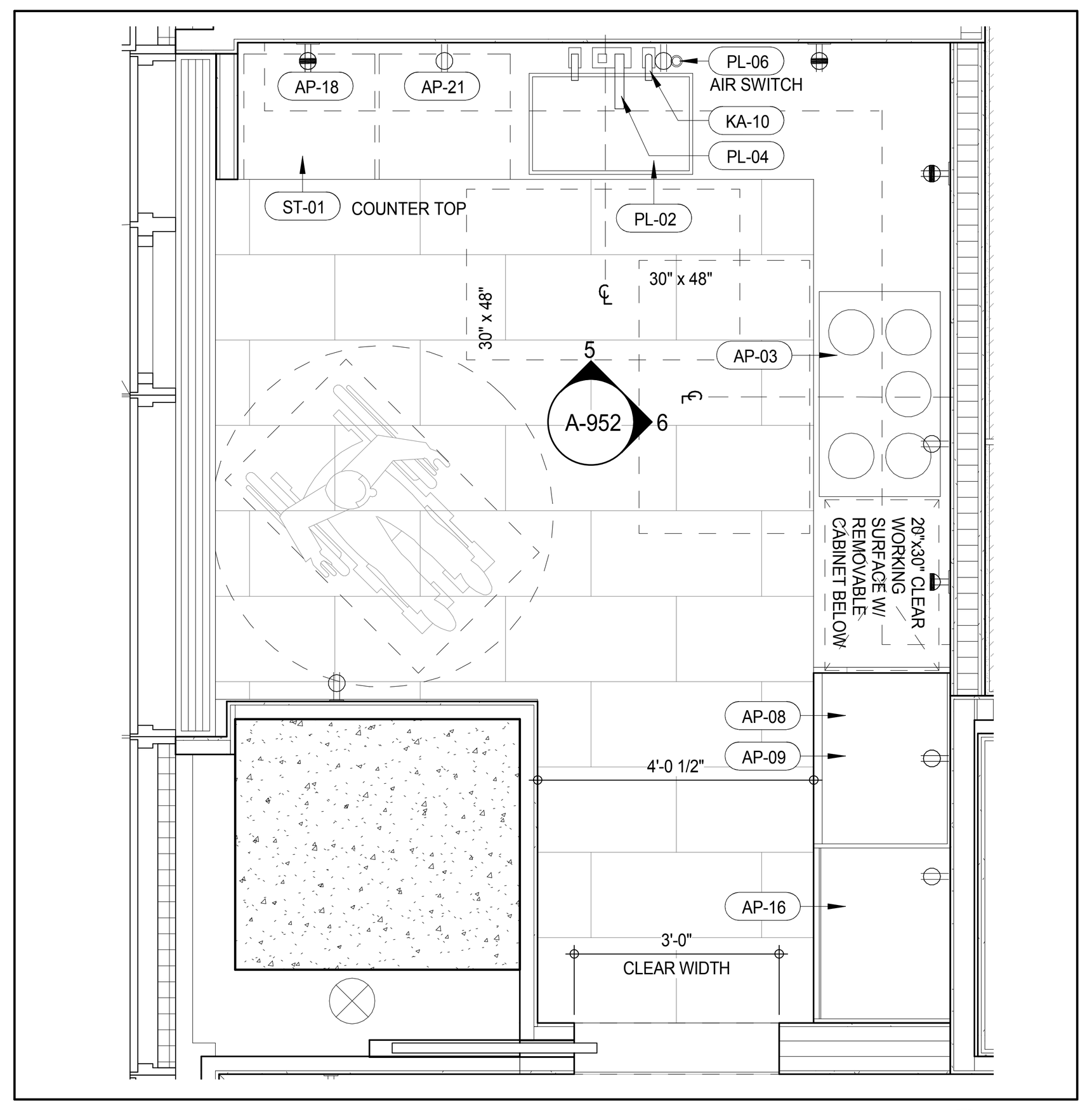

PLAN DETAIL KIT F (LEVEL 14-19) 4
A-211
1/2" = 1'-0"

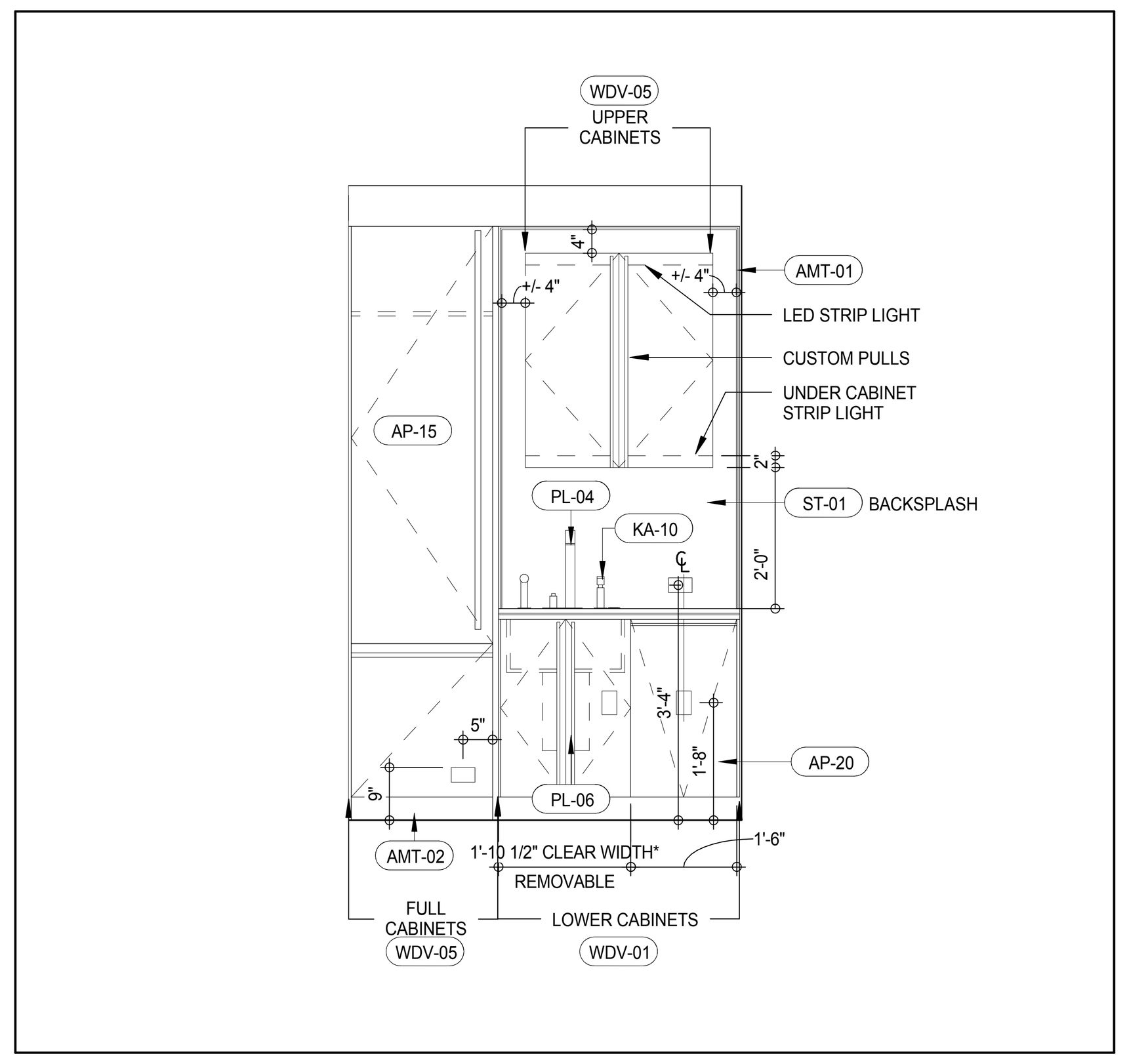

INTERIOR ELEVATION KTT-E2 (LEVEL 19) 13
A-952
1/2" = 1'-0"

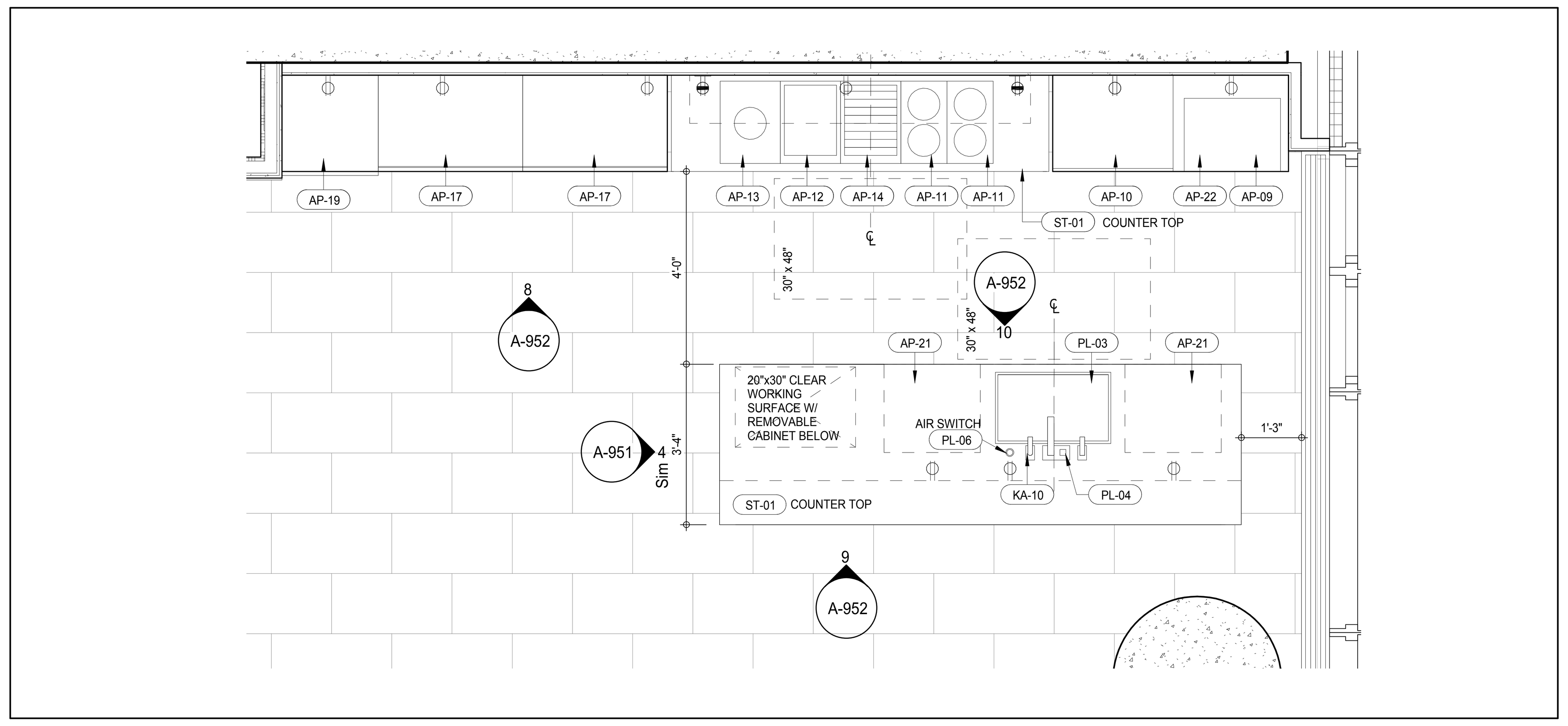

PLAN DETAIL KIT-B (LEVEL 20) 7
A-202
1/2" = 1'-0"

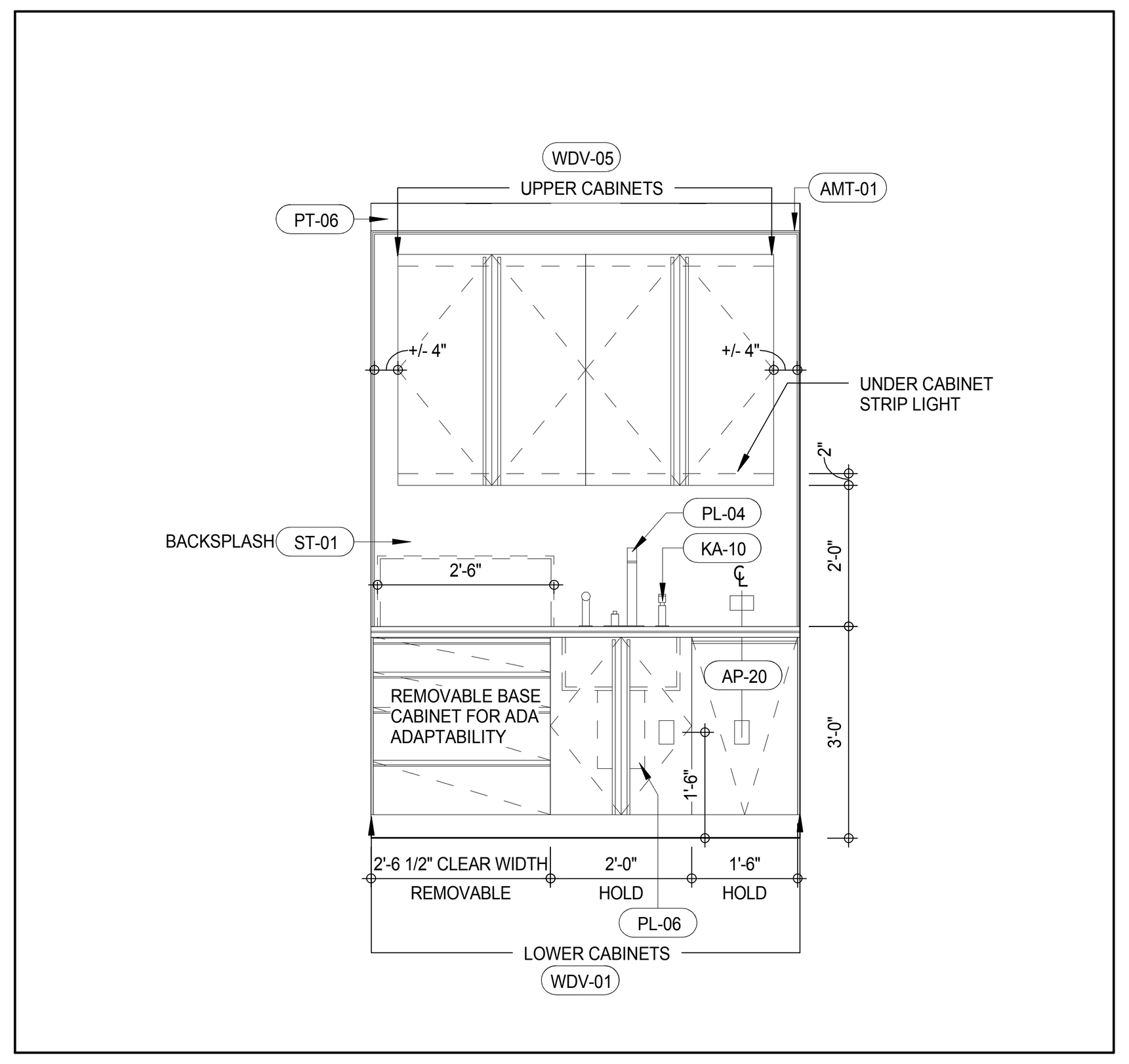

INTERIOR ELEVATION KTT-E (LEVEL 14-19) 3
A-952
1/2" = 1'-0"

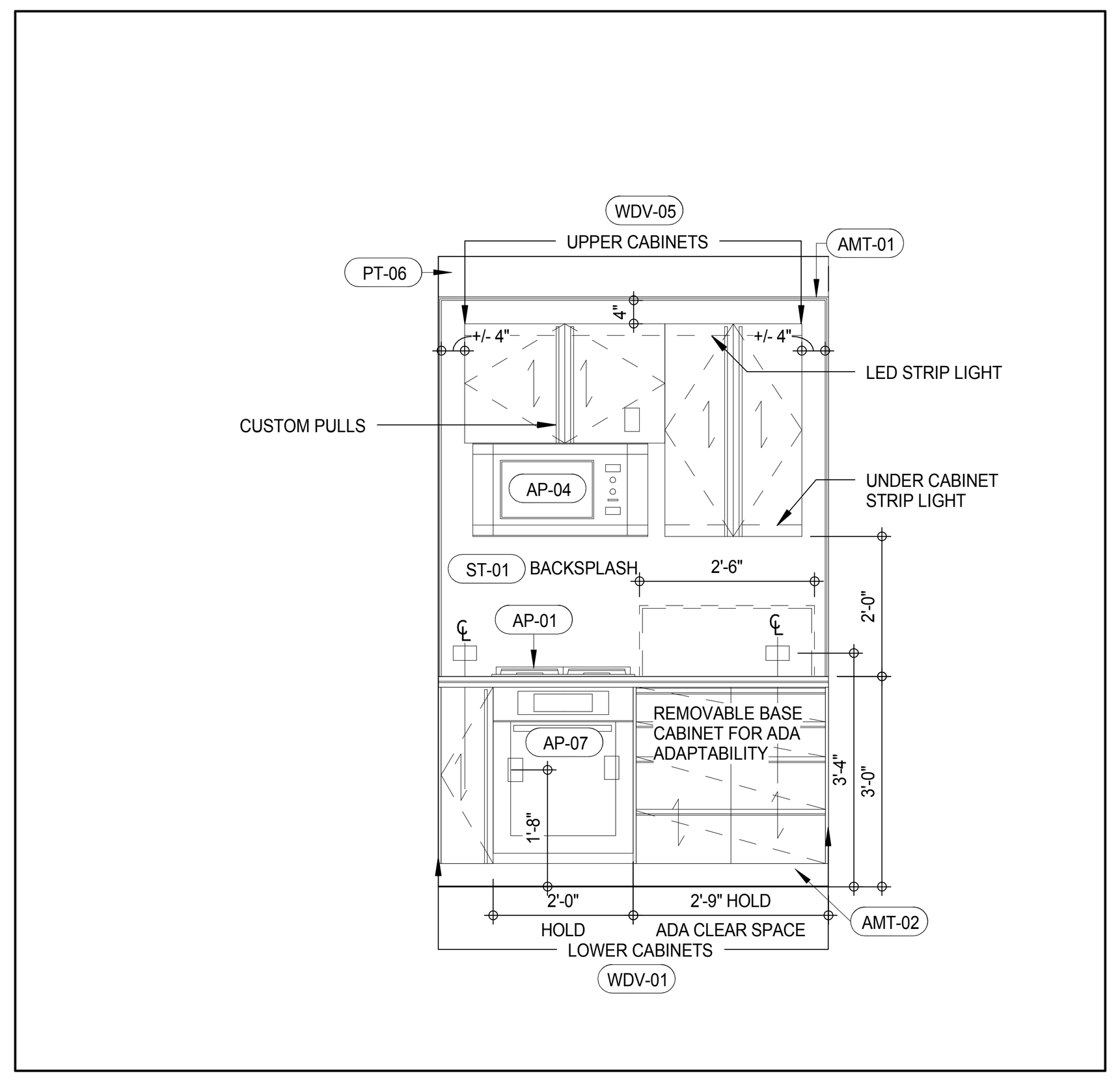

INTERIOR ELEVATION KTT-E2 (LEVEL 19) 12
A-952
1/2" = 1'-0"

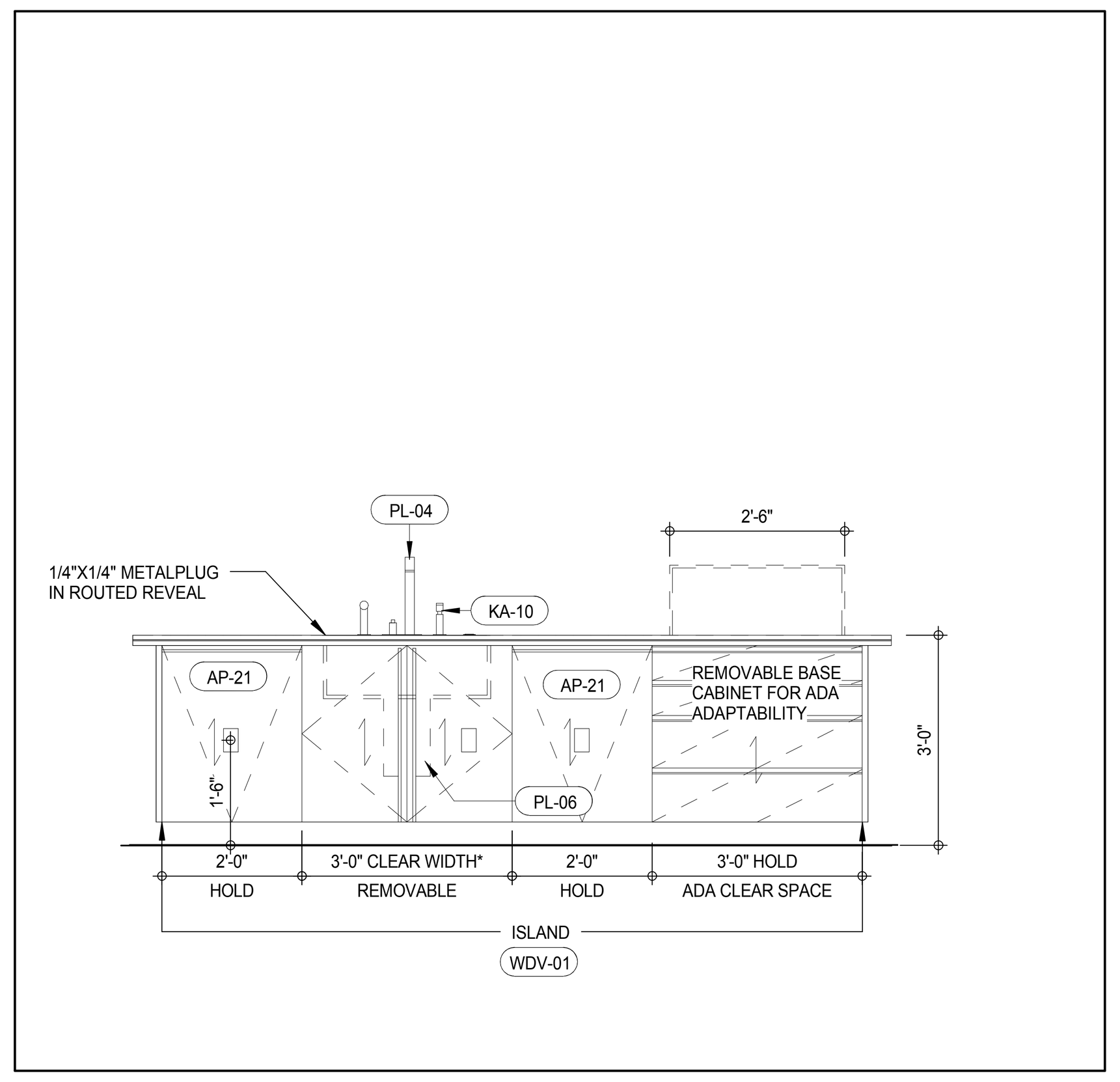

INTERIOR ELEVATION KIT-B (LEVEL 20) 10
A-952
1/2" = 1'-0"

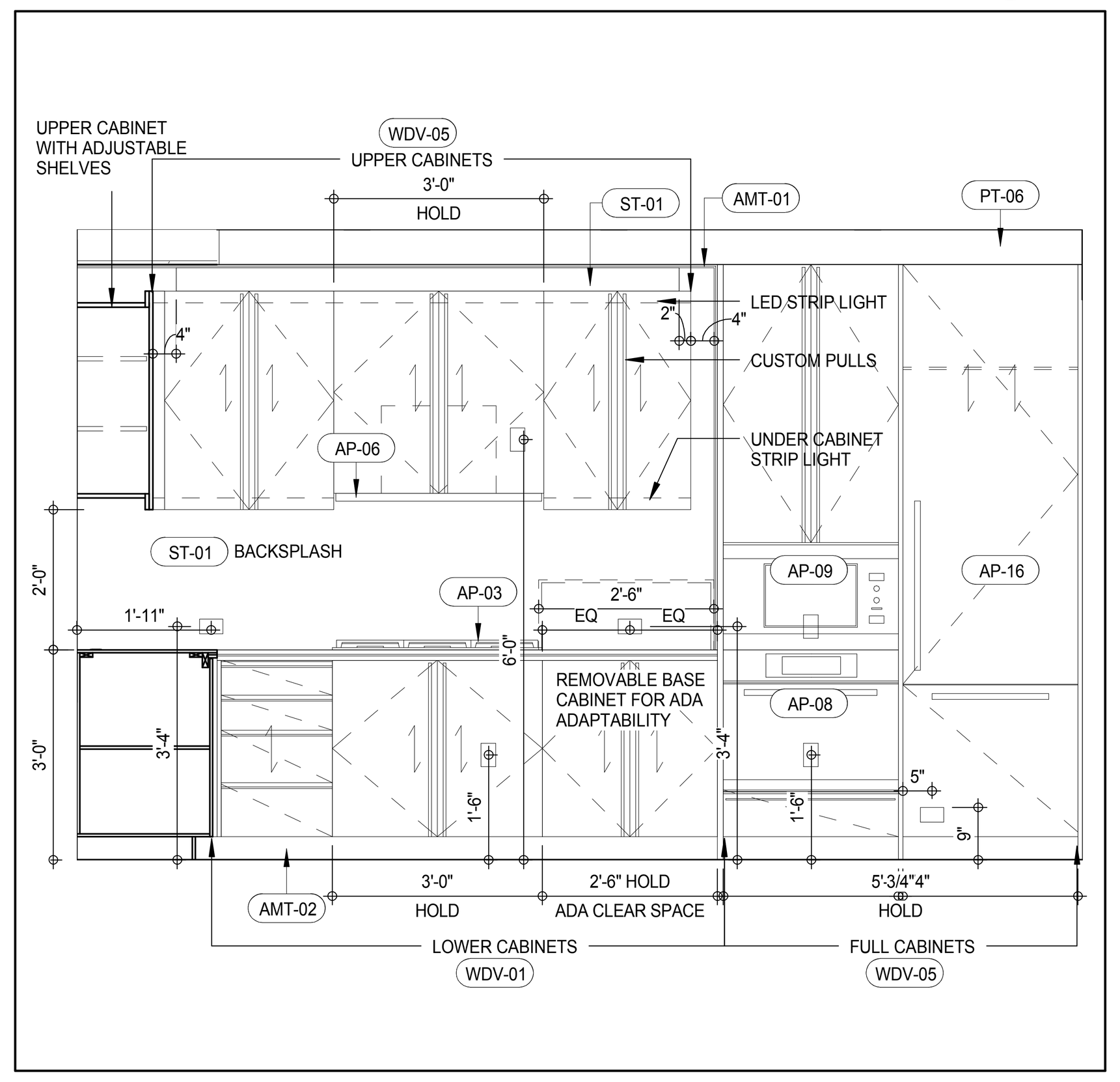

INTERIOR ELEVATION KIT-F (LEVEL 14-19) 6
A-952
1/2" = 1'-0"

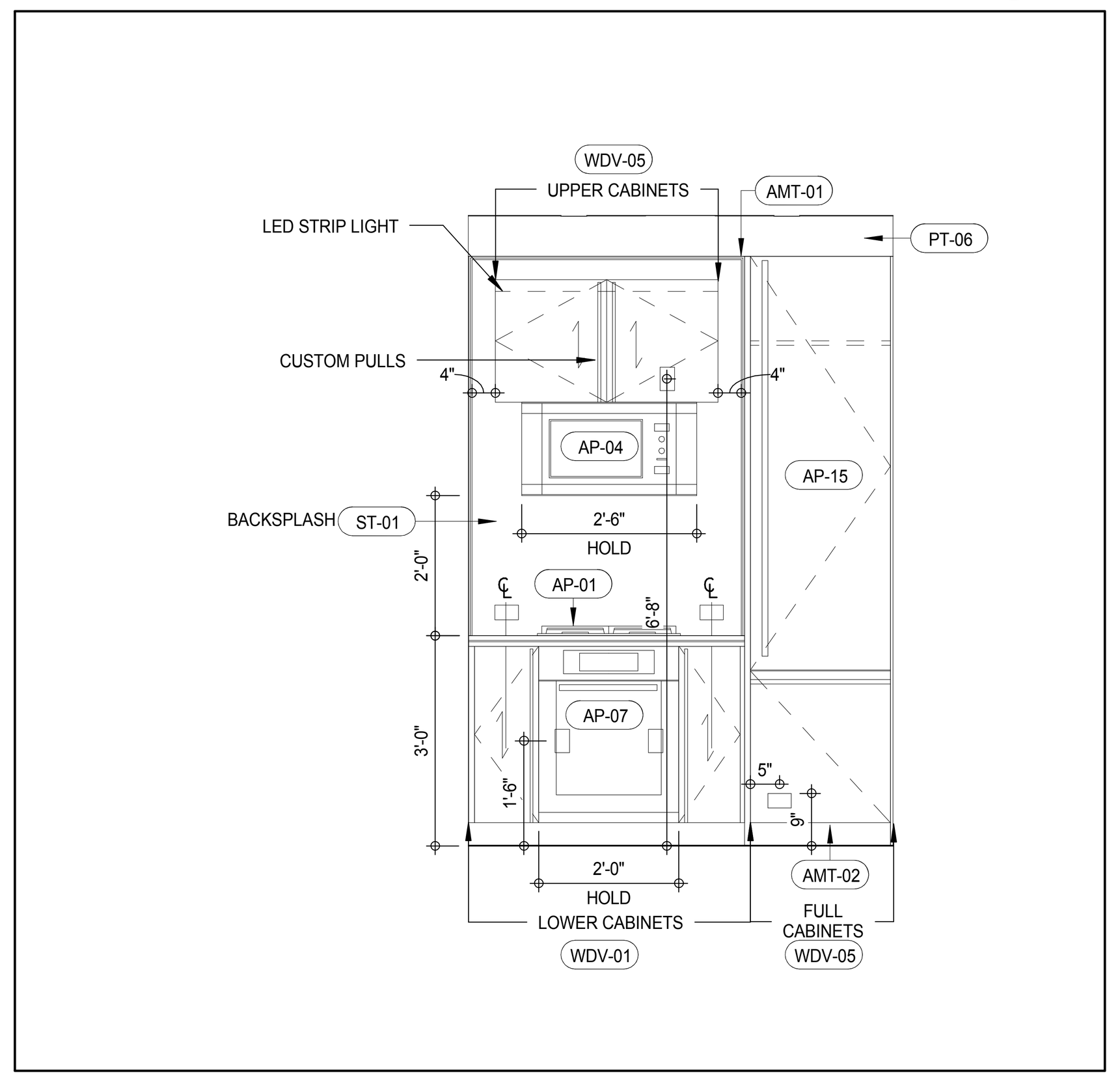

INTERIOR ELEVATION KTT-E (LEVEL 14-19) 2
A-952
1/2" = 1'-0"

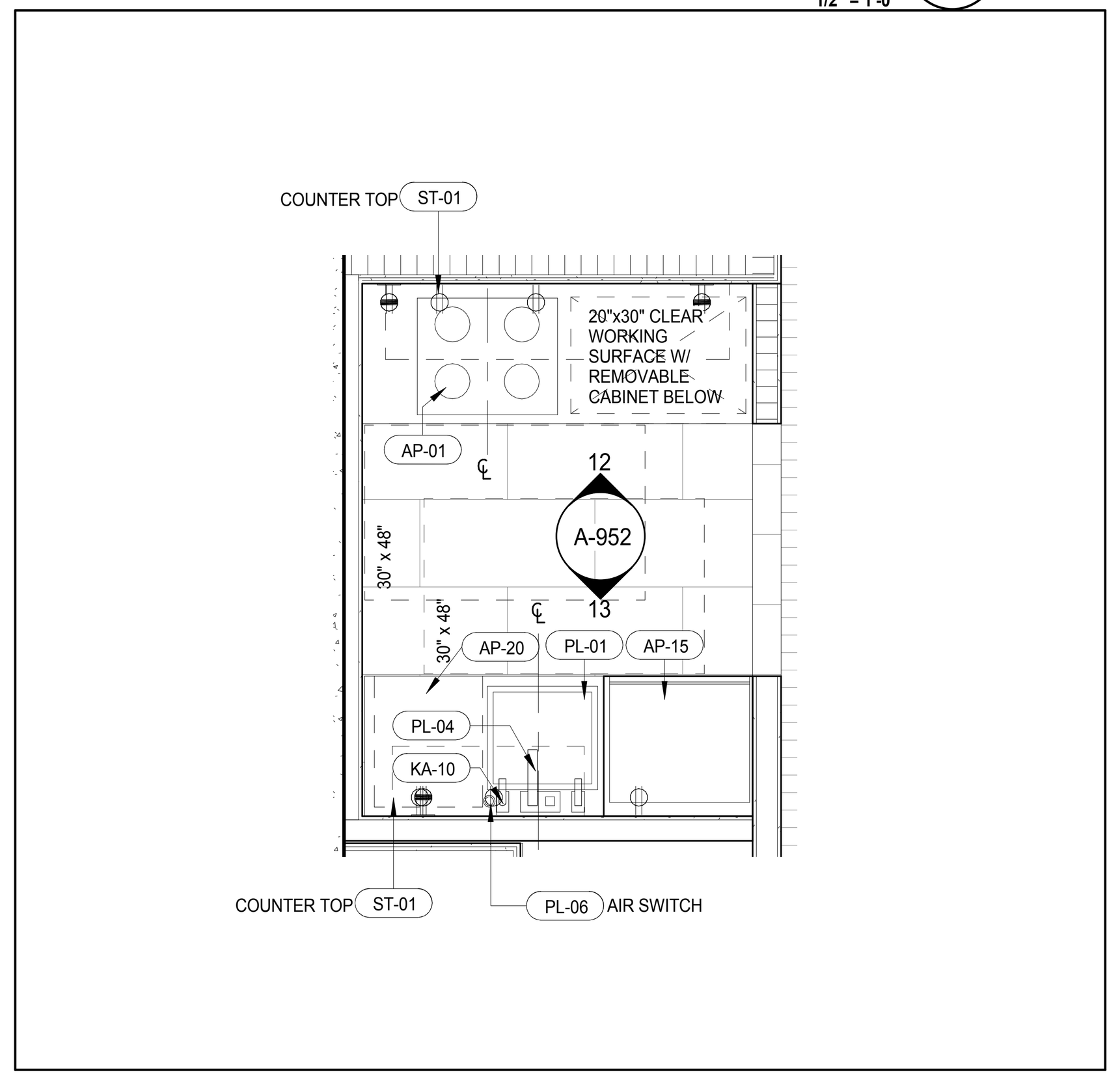

PLAN DETAIL KTT-E2 (LEVEL 19) 11
A-212
1/2" = 1'-0"

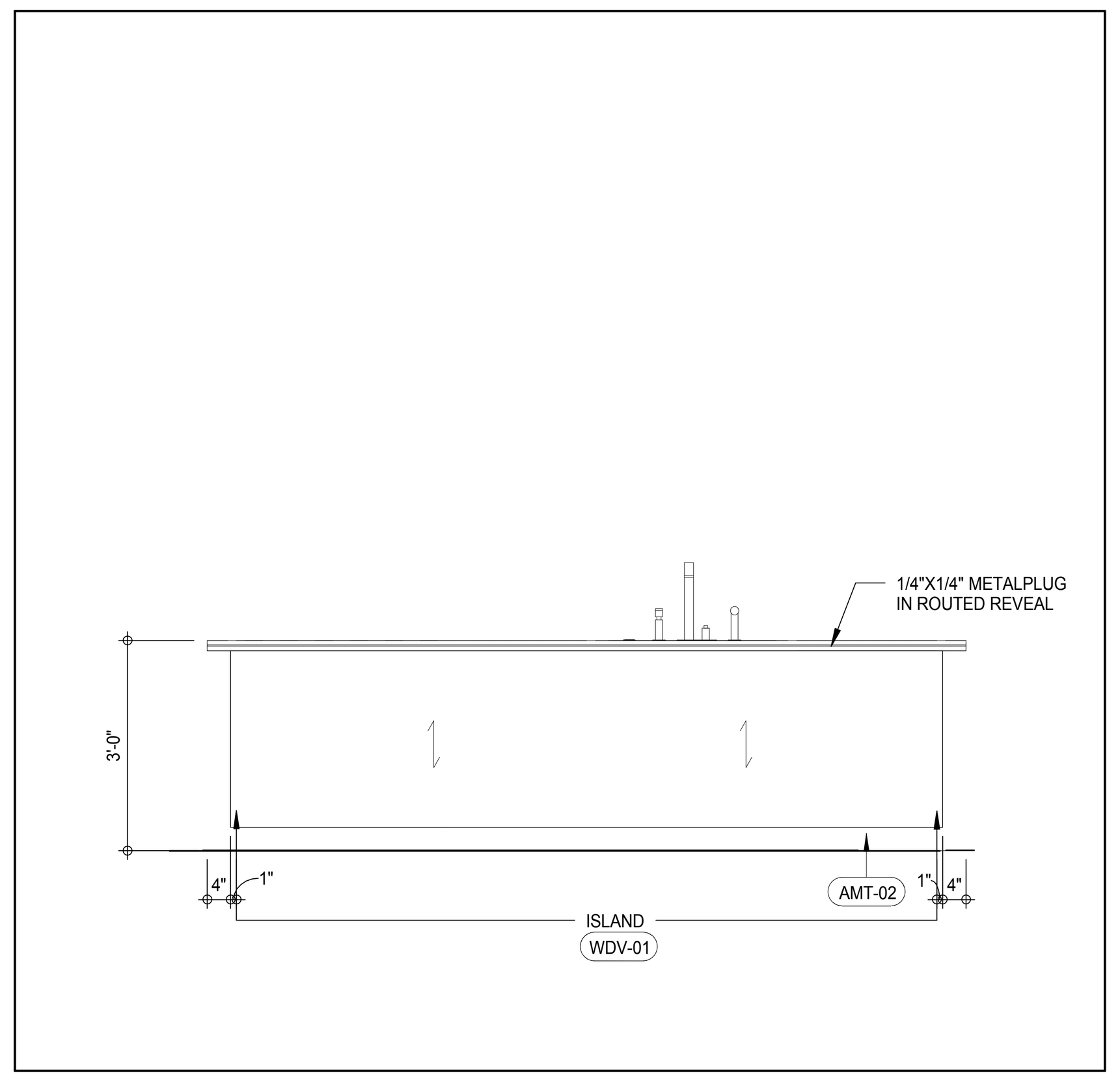

INTERIOR ELEVATION KIT-B (LEVEL 20) 9
A-952
1/2" = 1'-0"

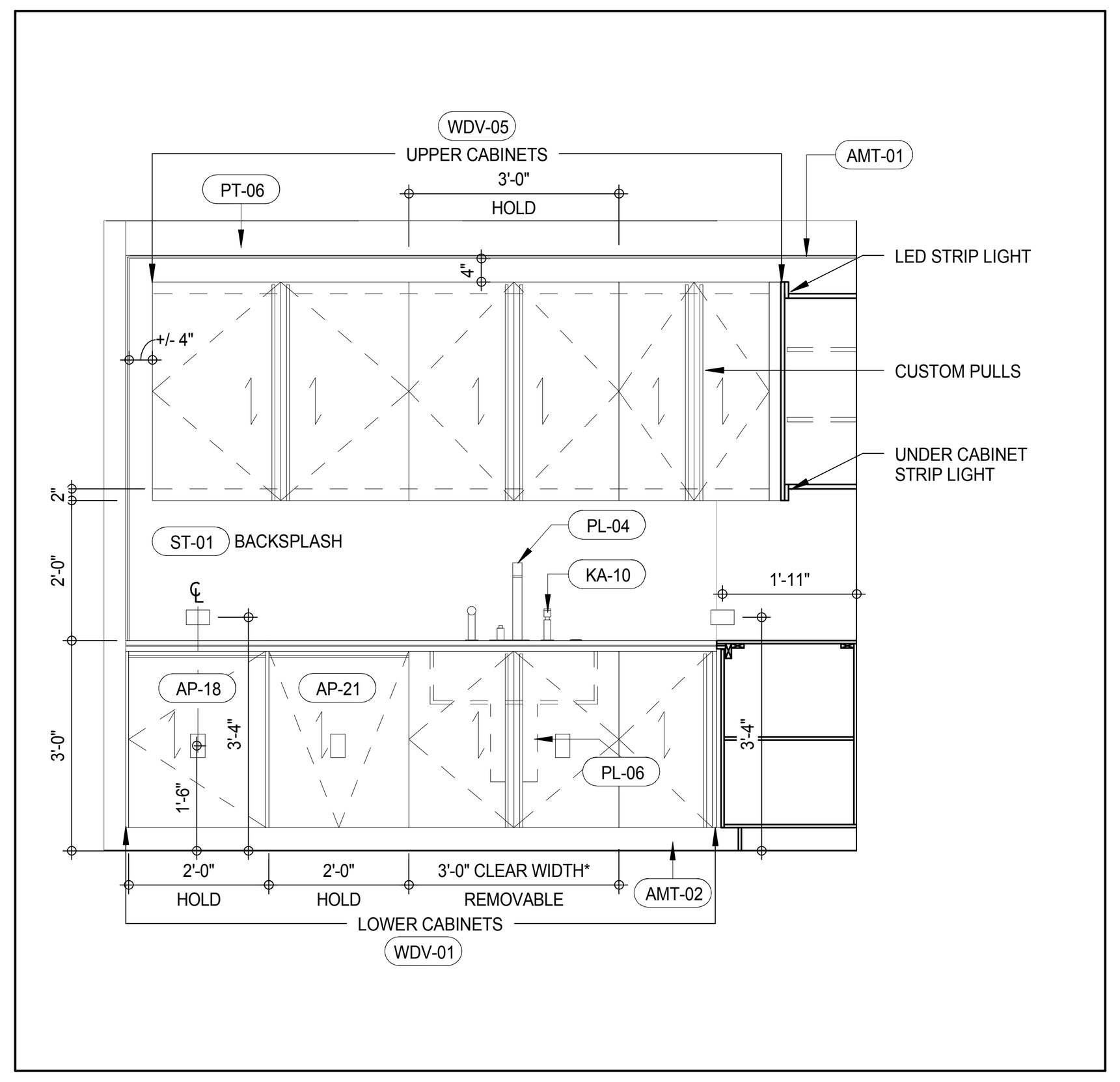

INTERIOR ELEVATION KIT-F (LEVEL 14-19) 5
A-952
1/2" = 1'-0"

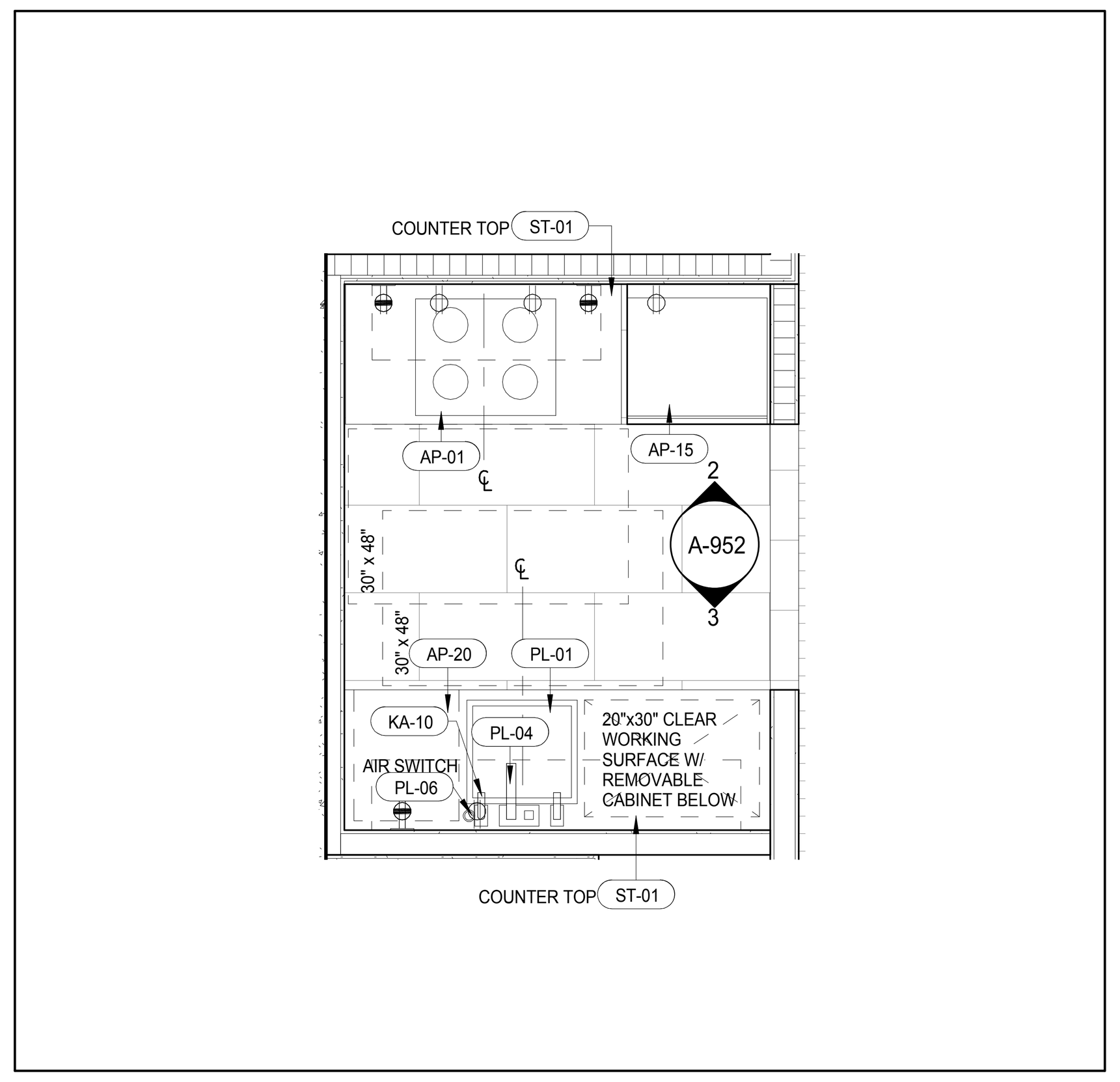

PLAN DETAIL KTT-E (LEVEL 14-19) 1
A-211
1/2" = 1'-0"

NOTE:
REMOVABLE BASE CABINET MUST BE ABLE TO BE REMOVED WITHOUT REMOVAL OR REPLACEMENT OF THE SINK. THE FLOOR FINISH MUST EXTENDS UNDER SUCH CABINETRY AND THE WALLS BEHIND AND SURROUNDING CABINETRY MUST BE FINISHED.

* CLEAR WIDTH MEANS CLEAR SPACE BETWEEN INTERIOR GABLES

SCHEME LEGEND

LEVEL	KITCHEN TYPE	FINISH SCHEME
14TH FLOOR	KTT-E, KIT-F	2B
15TH FLOOR	KTT-E, KIT-F	1
16TH FLOOR	KTT-E, KIT-F	2A
17TH FLOOR	KTT-E, KIT-F	2B
18TH FLOOR	KTT-E, KIT-F	1
19TH FLOOR	KTT-E2, KIT-F	2A
20TH FLOOR	KIT-B	2B

FINISHES SCHEME 1:		FINISHES SCHEME 2A:		FINISHES SCHEME 2B:	
IGL-01	IGL-01B	IGL-01	IGL-01A	IGL-01	IGL-01A
AMT-01	AMT-01B	AMT-01	AMT-01A	AMT-01	AMT-01A
ST-01	ST-01B	ST-01	ST-01A	ST-02	ST-01A
ST-02	ST-02B	ST-02	ST-02A1	ST-02	ST-02A2
ST-03	ST-03B	ST-03	ST-03A1	ST-03	ST-03A2
ST-07	ST-07B	ST-07	ST-07A	ST-07	ST-07A
ST-08	ST-02B	ST-08	ST-02A	ST-08	ST-02A
ST-09	ST-09B	ST-09	ST-09A	ST-09	ST-09A
ST-13	ST-13B	ST-13	ST-13A	ST-13	ST-13A
ST-14	ST-14B	ST-14	ST-14A	ST-14	ST-14A
ST-15	ST-15B	ST-15	ST-15A	ST-15	ST-15A
ST-28	ST-28B	ST-28	ST-28A	ST-28	ST-28A
WDF-01	WDF-01B	WDF-01	WDF-01A	WDF-01	WDF-01A
WDF-02	WDF-02B	WDF-02	WDF-02A	WDF-02	WDF-02A
WDV-01	WDV-01B	WDV-01	WDV-01A	WDV-01	WDV-01A
WDV-05	WDV-05B	WDV-05	WDF-05A	WDV-05	WDF-05A

KEYNOTE LEGEND:

TAG #	DESCRIPTION
AMT-01	
AMT-02	POLISHED STAINLESS STEEL
AP-01	24" GAS COOKTOP
AP-03	36" GAS COOKTOP
AP-04	30" OVER RANGE MICROWAVE
AP-06	36" BUILT-IN HOOD
AP-07	24" SINGLE OVEN
AP-08	30" SINGLE OVEN
AP-09	24" SPEED OVEN
AP-10	30" DOUBLE CONVECTION MICROWAVE OVEN
AP-11	DOUBLE GAS COMBI SET
AP-12	TEPAN YAKI COMBI SET
AP-13	WOK BURNER COMBI SET
AP-14	ELECTRIC BARBEQUE COMBI SET
AP-15	24" REFRIGERATOR FREEZER
AP-16	30" FULLY INTEGRATED REFRIGERATOR FREEZER
AP-17	36" FULLY INTEGRATED REFRIGERATOR FREEZER
AP-18	24" UNDERCOUNTER WINE STORAGE UNIT
AP-19	24" INTEGRATED WINE STORAGE
AP-20	18" FULLY INTEGRATED DISHWASHER
AP-21	24" FULLY INTEGRATED DISHWASHER
AP-22	24" BUILT-IN COFFEE SYSTEM
AP-27	30" WARMING DRAWER
KA-10	LIQUID SOAP DISPENSER
PL-01	PLASTIC LAM
PL-02	22" STAINLESS STEEL UNDERMOUNTED SINK
PL-03	28" STAINLESS STEEL UNDERMOUNTED SINK
PL-04	POLISHED BRASS KITCHEN FAUCET WITH HANDSPRAY
PL-06	IN-SINK FOOD WASTE DISPOSER
PT-04	BASEBOARD PAINT
PT-06	WALL PAINT
ST-01	STONE SLAB - POLISHED (ST-01A or ST-01B REFER TO SCHEME LEGEND)
WDV-01	
WDV-05	

/ISSUED AS: AI-703 - CD PROGRESS ISSUE 3 - 09 MAR 15/

DEPT OF BLDGS 121328205 Job Number
ES801330895 Scan Code

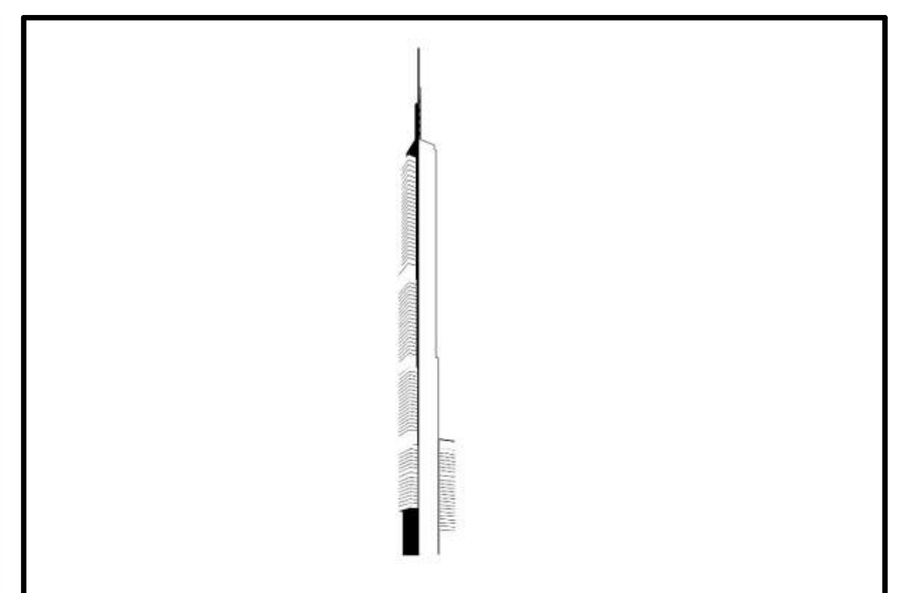

KEY PLAN:

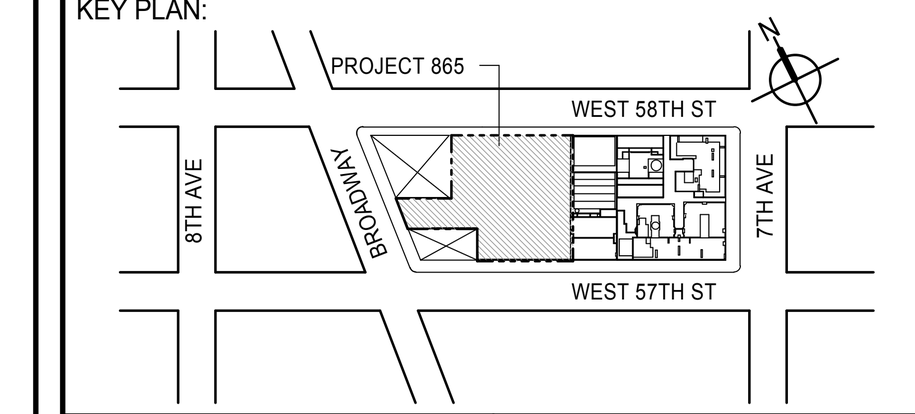

PROJECT NORTH
TRUE NORTH

DEVELOPER:
EXTELL DEVELOPMENT COMPANY
805 THIRD AVENUE, 7TH FLOOR
New York, NY 10022 USA
TEL: 212 712 6000 FAX: 212 712 6100

DESIGN ARCHITECT: Base Building Shell & Core
ADRIAN SMITH + GORDON GILL ARCHITECTURE
111 WEST MONROE STREET SUITE 2300
CHICAGO IL 60603
TEL: 312 920 1888 FAX: 312 920 1775

INTERIOR DESIGNER: Residential
Rottet Architecture and Design Studio, PLLC
298 Fifth Ave, 7th Floor
New York, NY 10001
TEL: 646 998 7000 FAX:

ARCHITECT OF RECORD: Base Building Shell, Core, & Residential
AAI ARCHITECTS, P.C.
401 Wellington St. W., 3rd Floor
Toronto, ON M5V 1E7 Canada
TEL: 416 967 1500 FAX: 416 967 7150

STRUCTURAL ENGINEERS:
WSP CANTOR SEINUK
228 EAST 45th Street
New York, NY 10017 USA
TEL: 212 687 9888 FAX: 646 487 5501

MEP ENGINEERS:
AKF GROUP
165 Broadway, 22nd Floor
New York, NY 10006 USA
TEL: 212 354 5656 FAX: 212 354 5668

GEOTECHNICAL ENGINEERS:
Langan Engineering & Environmental Services
21 Penn Plaza - 360 West 31st Street, 8th Floor
New York, NY 10001-2727
TEL: 212 479 5400 FAX: 212 479 5444

CODE CONSULTANTS:
Construction Consulting Associates
100 Church Street
New York, NY 10007
TEL: 212 385 1818 FAX: 212 385 1911

CURTAINWALL CONSULTANT:
AJLP Consulting
40 Worth Street. Suite 826
New York, NY 10013
TEL: 212 757 5659 FAX: 646 219 8508

LANDMARK/PRESERVATION CONSULTANT:
Jan Hird Pokorny Associates, Inc.
39 West 37th Street, 12A
New York, NY 10018
TEL: 212 759 6462 FAX: 212 759 6540

No.	DESCRIPTION	DATE
1	D.O.B. SUBMISSION	05 DEC 14
2	CD PROGRESS ISSUE 2	19 DEC 14
3	D.O.B. SUBMISSION	18 FEB 15
4	CD PROGRESS ISSUE 3	09 MAR 15
	D.O.B. SUBMISSION	27 APR 15
5	CD PROGRESS ISSUE 4	01 JUN 15
6	CD PROGRESS ISSUE 5	10 AUG 15
	D.O.B. AMENDMENT 2	21 SEP 15

NOT FOR BID/CONSTRUCTION

Discrepancies must be reported immediately to the Architect before proceeding. Only figured dimensions are to be used. Contractors must check all dimensions on site. This drawing is protected by copyright.

ALL DIMENSIONS ARE SHOWN IN IMPERIAL.

CONSULTANT:
AAI ARCHITECTS, P.C.

PROJECT:
217 WEST 57TH STREET
NEW YORK, NY

DRAWING TITLE:
KIT-B (LV 20) KTT-E (LV 13-18) KIT-F (LV 13-19) KTT-E2 (LV 19) PLANS AND ELEVATIONS

SEAL & SIGNATURE:
REGISTERED ARCHITECT WIEPKE DAVID JANSEN No. 028881 STATE OF NEW YORK

DATE:	05 DEC 14
PROJECT No:	1216-00
DRAWN: Author	REV: 6
CHK: Checker	
SCALE: As indicated	
DWG No:	A-952.01
DOB PAGE No:	508 of 569

DOB EMPLOYEE STAMP:
DOB B-SCAN:

FILE NAME: C:\Revit Local Files\EXTELL-865-AAI-TWR-CNF_hadlarim.rvt
PLOT DATE: 9/22/2015 1:11:07 PM

36" x 48" Arch E -SHEET SIZE

DEPT OF BLDGS 121328205 Job Number

ES020016754 Scan Code

36" x 48" Arch E - SHEET SIZE

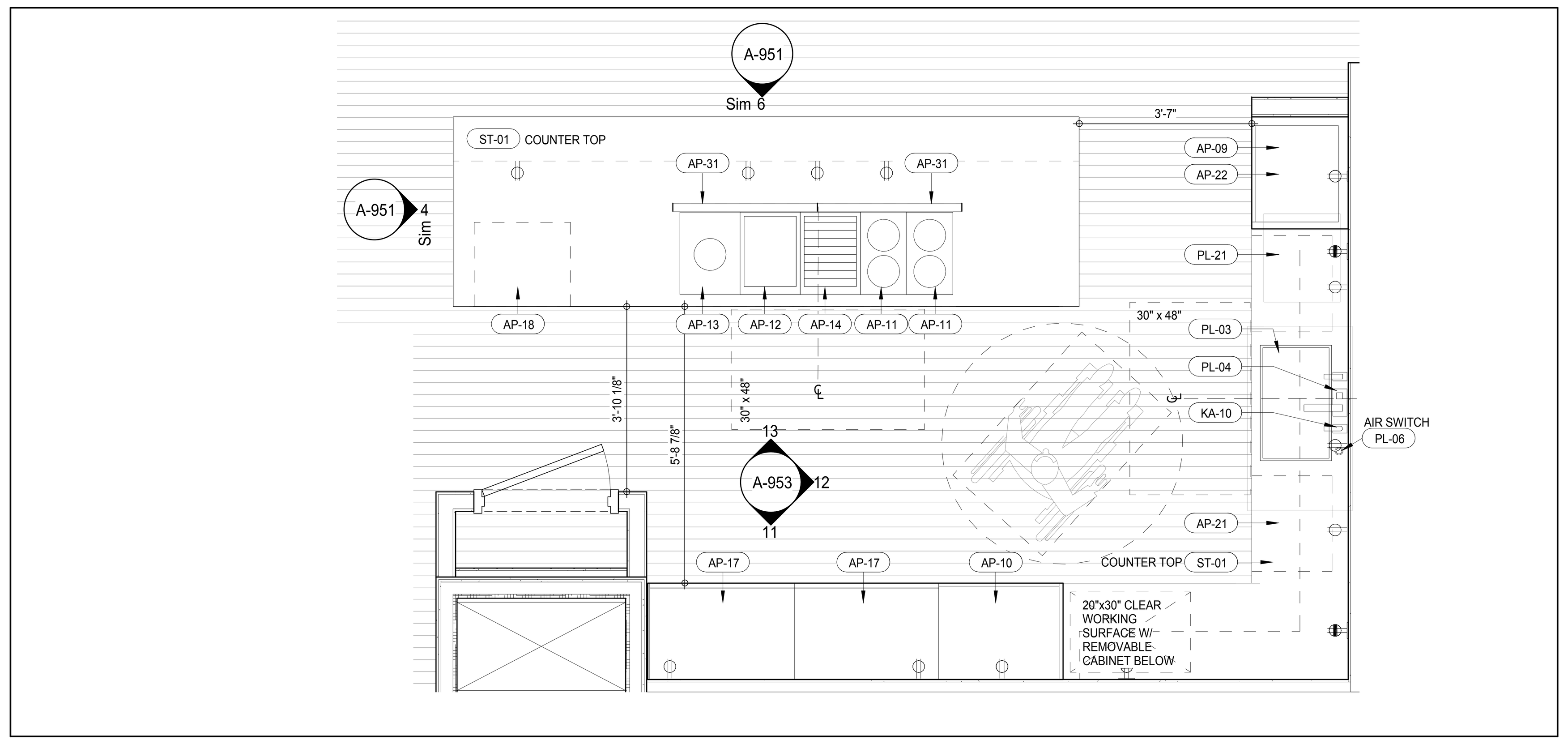

PLAN DETAIL KIT-A (LEVEL 28) 10
A-202
1/2" = 1'-0"

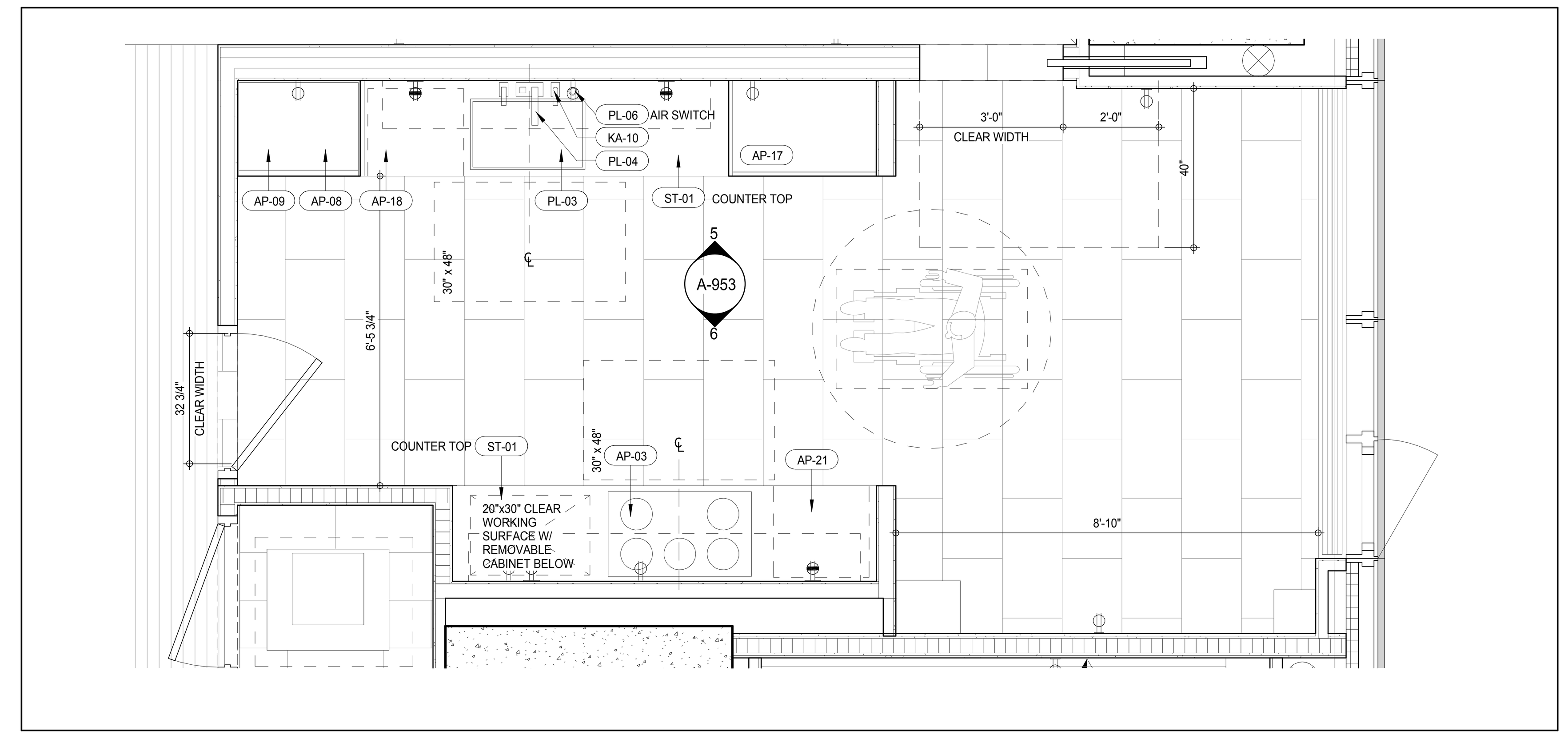

PLAN DETAIL KIT-C (LEVEL 26) 4
A-212
1/2" = 1'-0"

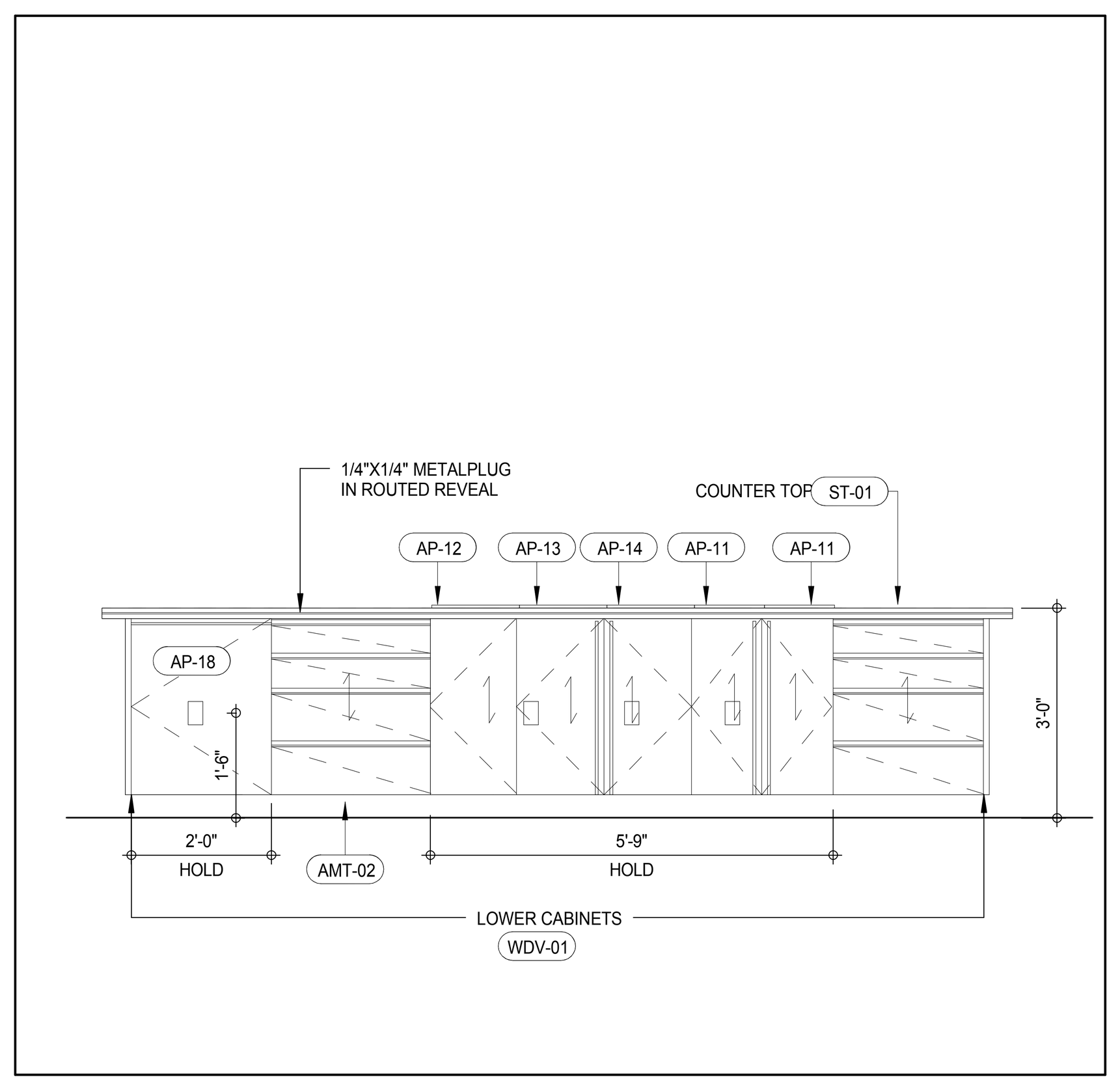

INTERIOR ELEVATION KIT-A (LEVEL 28) 13
A-953
1/2" = 1'-0"

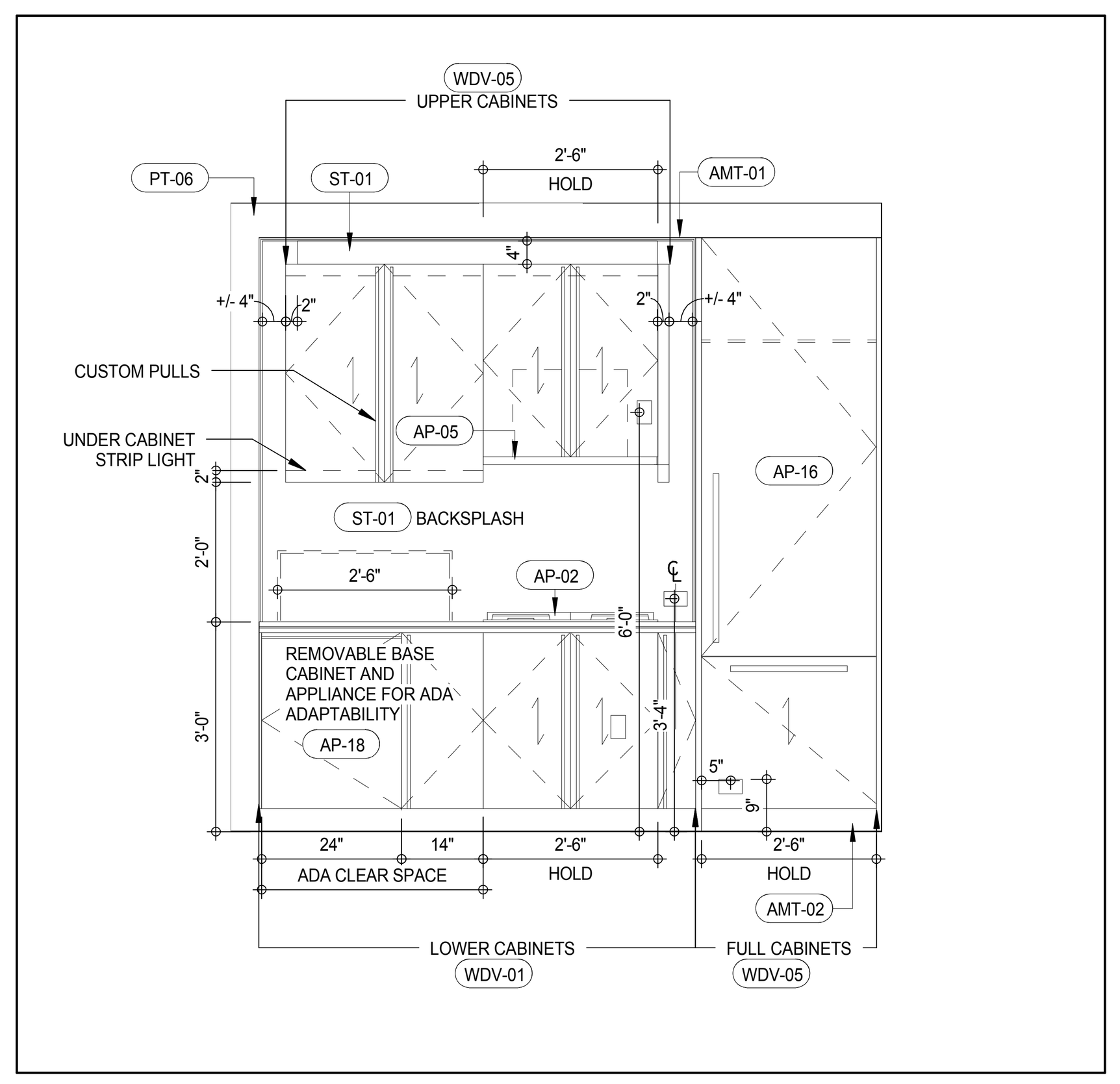

INTERIOR ELEVATION KIT-D (LEVEL 21-26) 9
A-953
1/2" = 1'-0"

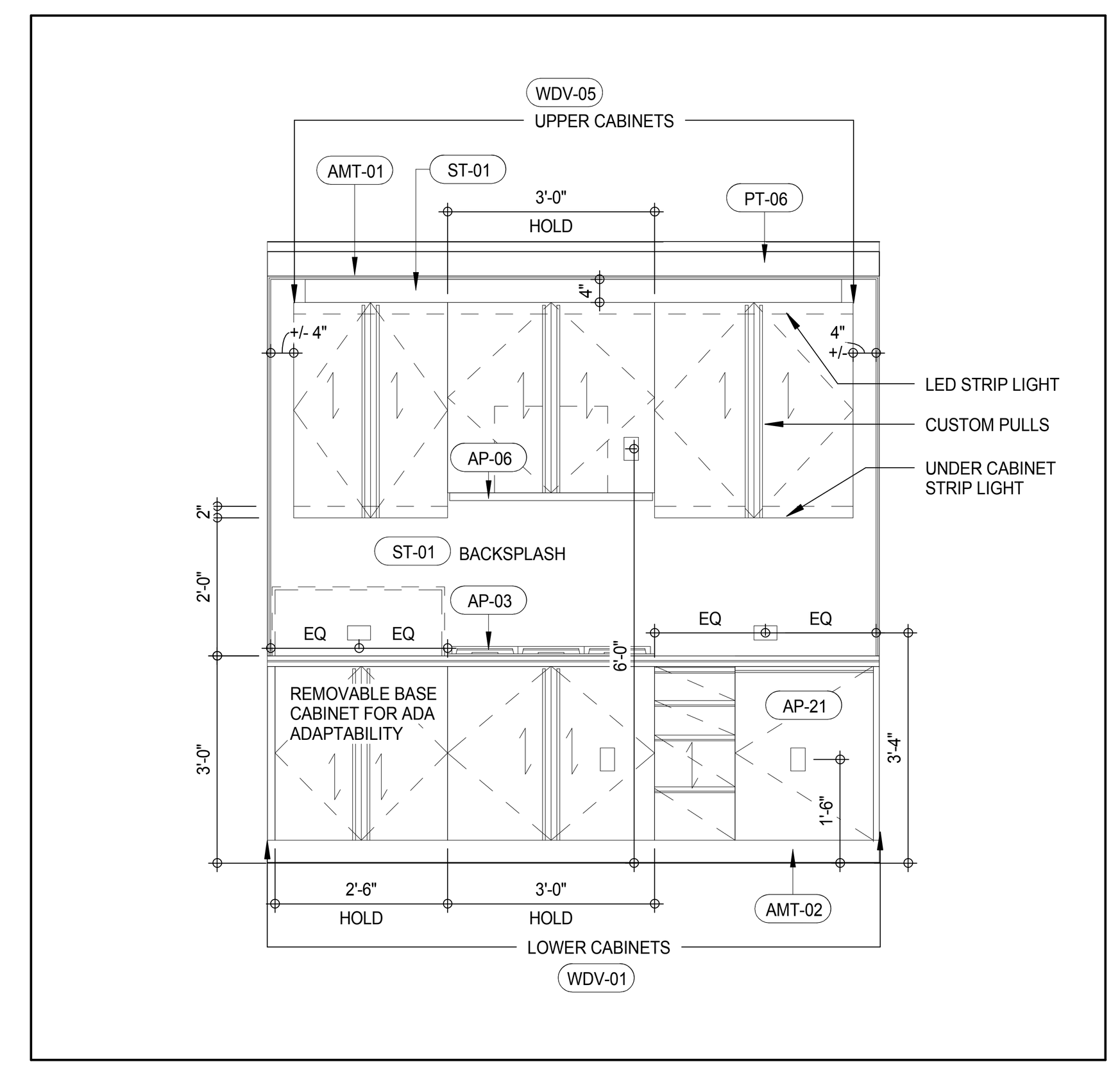

INTERIOR ELEVATION KIT-C (LEVEL 26) 6
A-953
1/2" = 1'-0"

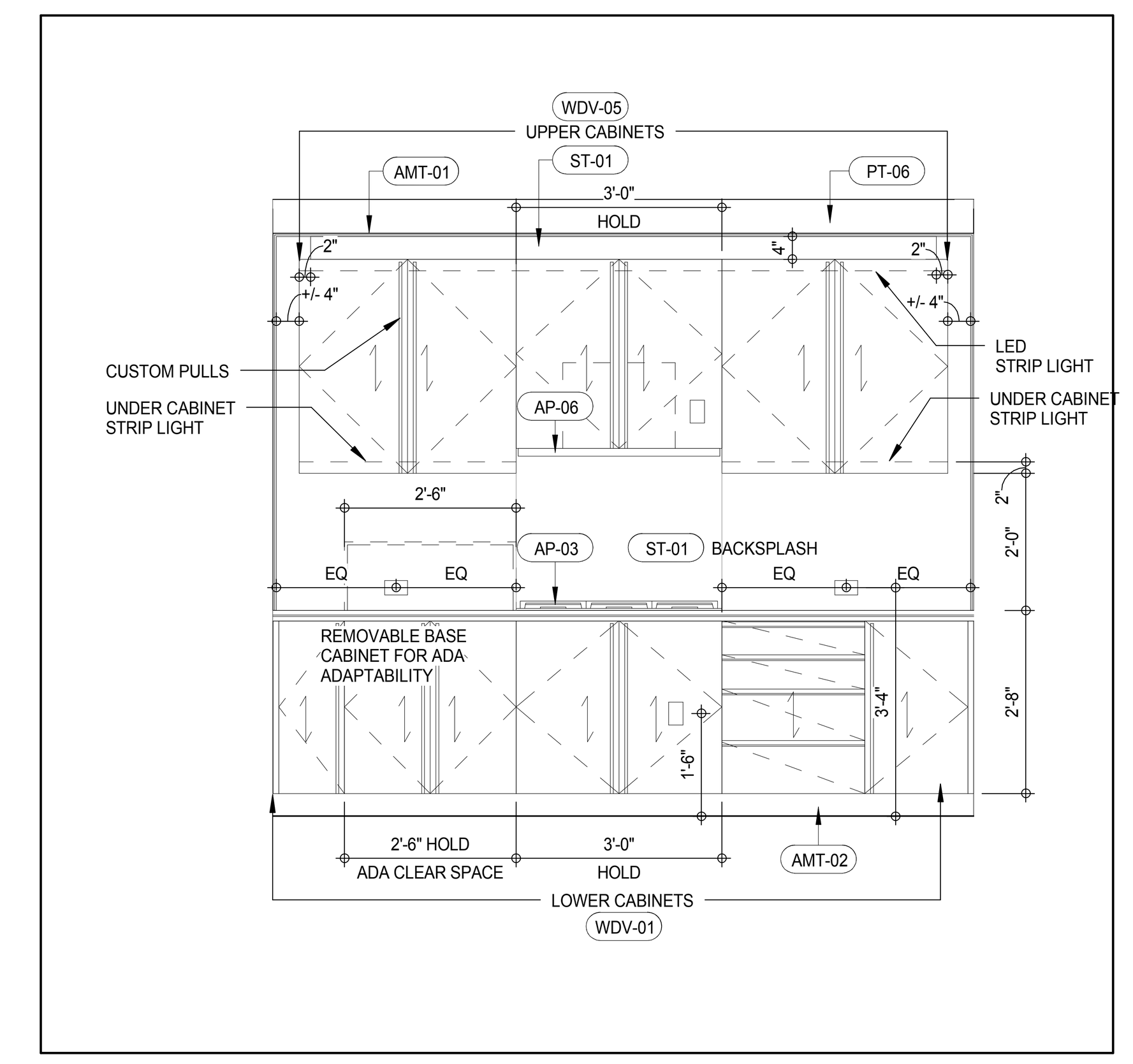

INTERIOR ELEVATION KIT-C (LEVEL 21-25) 3
A-953
1/2" = 1'-0"

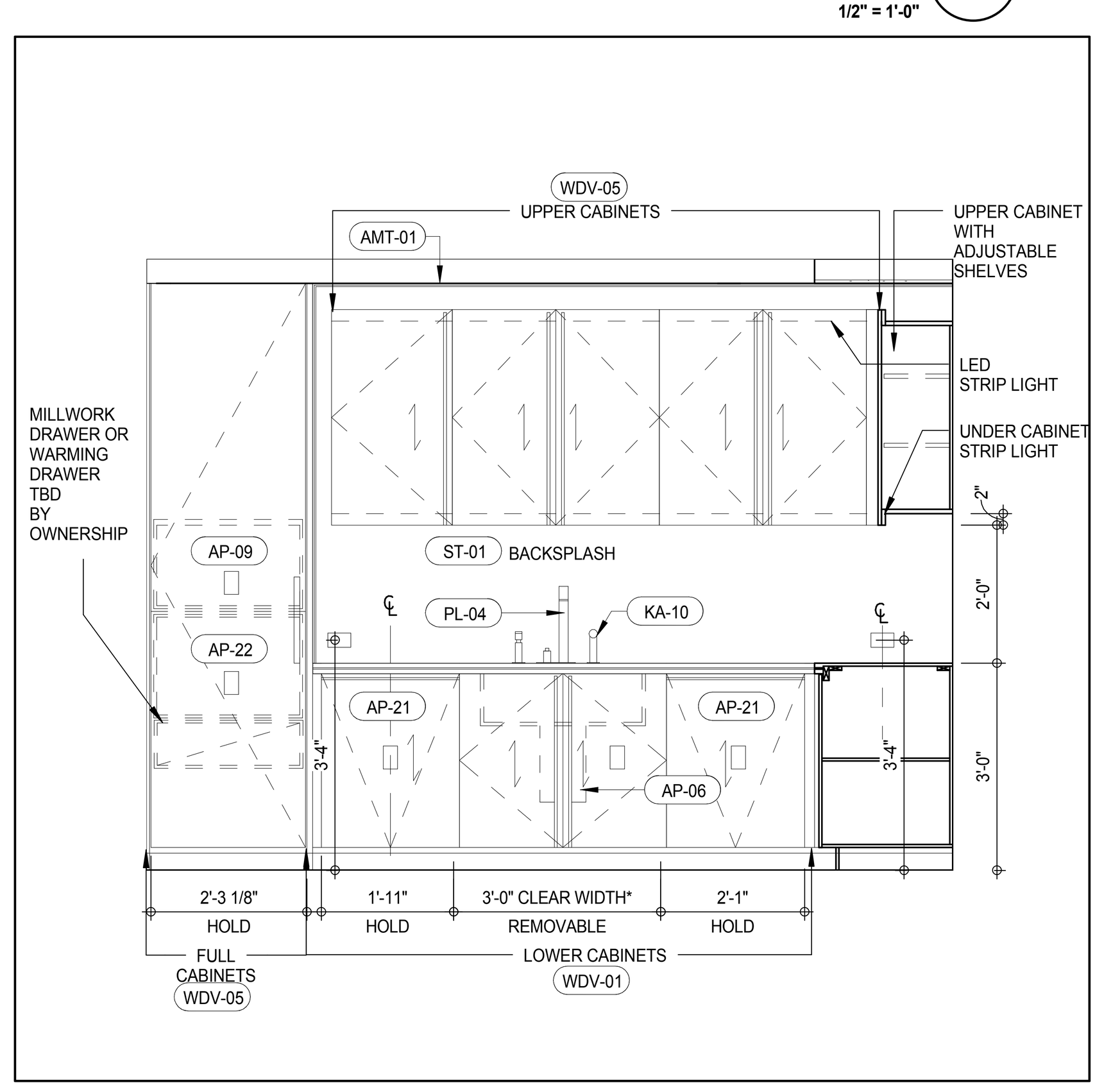

INTERIOR ELEVATION KIT-A (LEVEL 28) 12
A-953
1/2" = 1'-0"

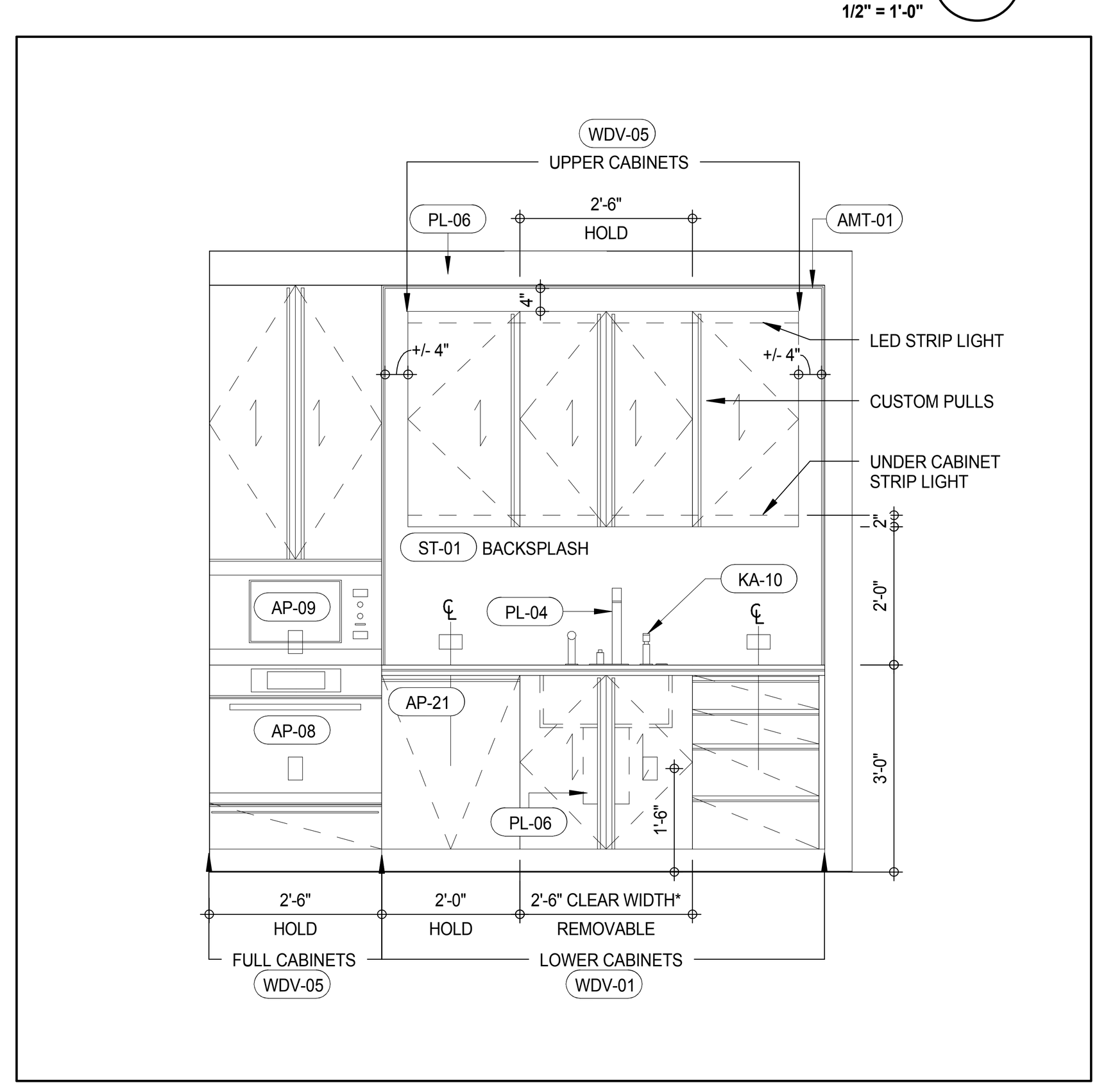

INTERIOR ELEVATION KIT-D (LEVEL 21-26) 8
A-953
1/2" = 1'-0"

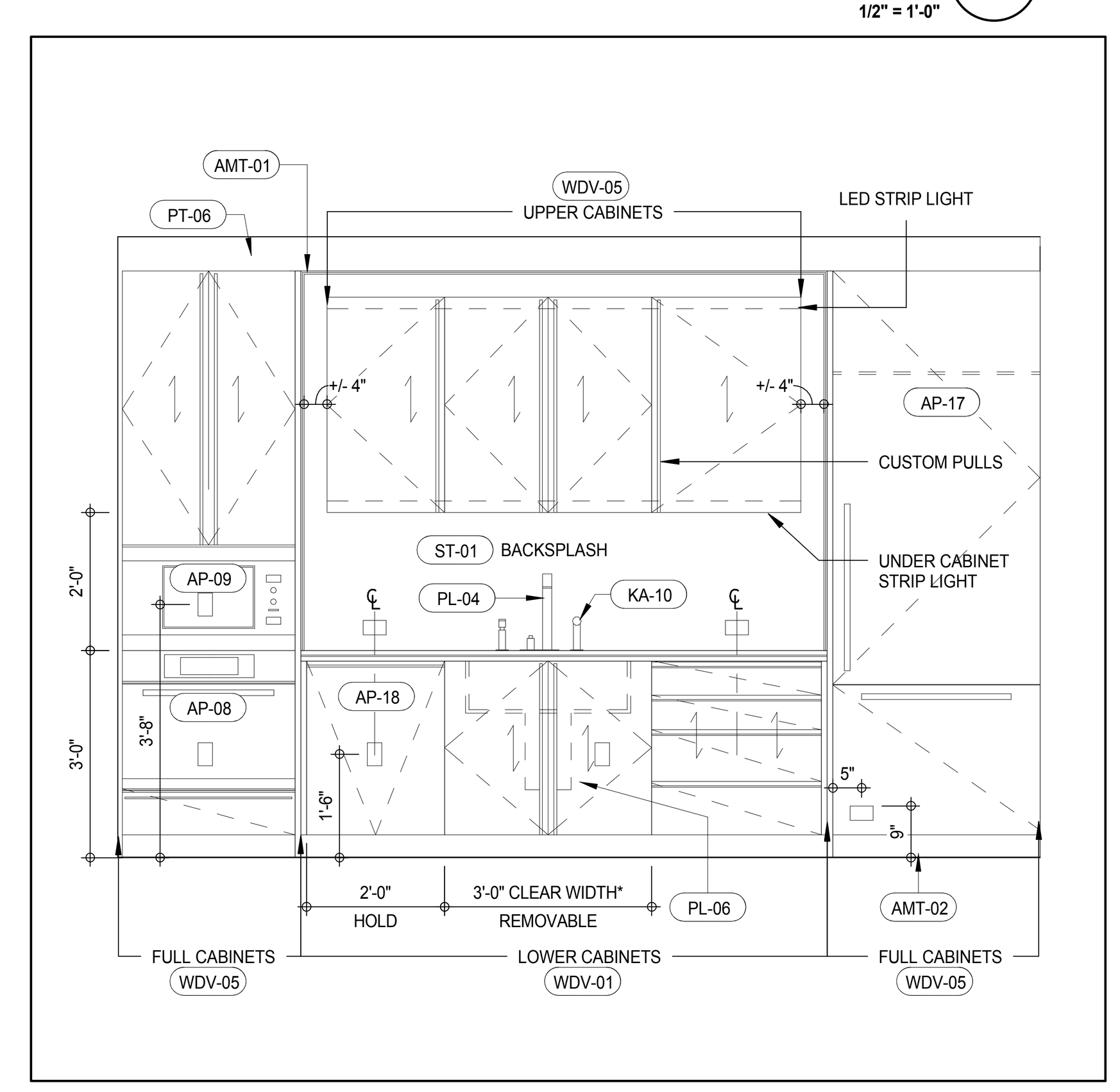

INTERIOR ELEVATION KIT-C (LEVEL 26) 5
A-953
1/2" = 1'-0"

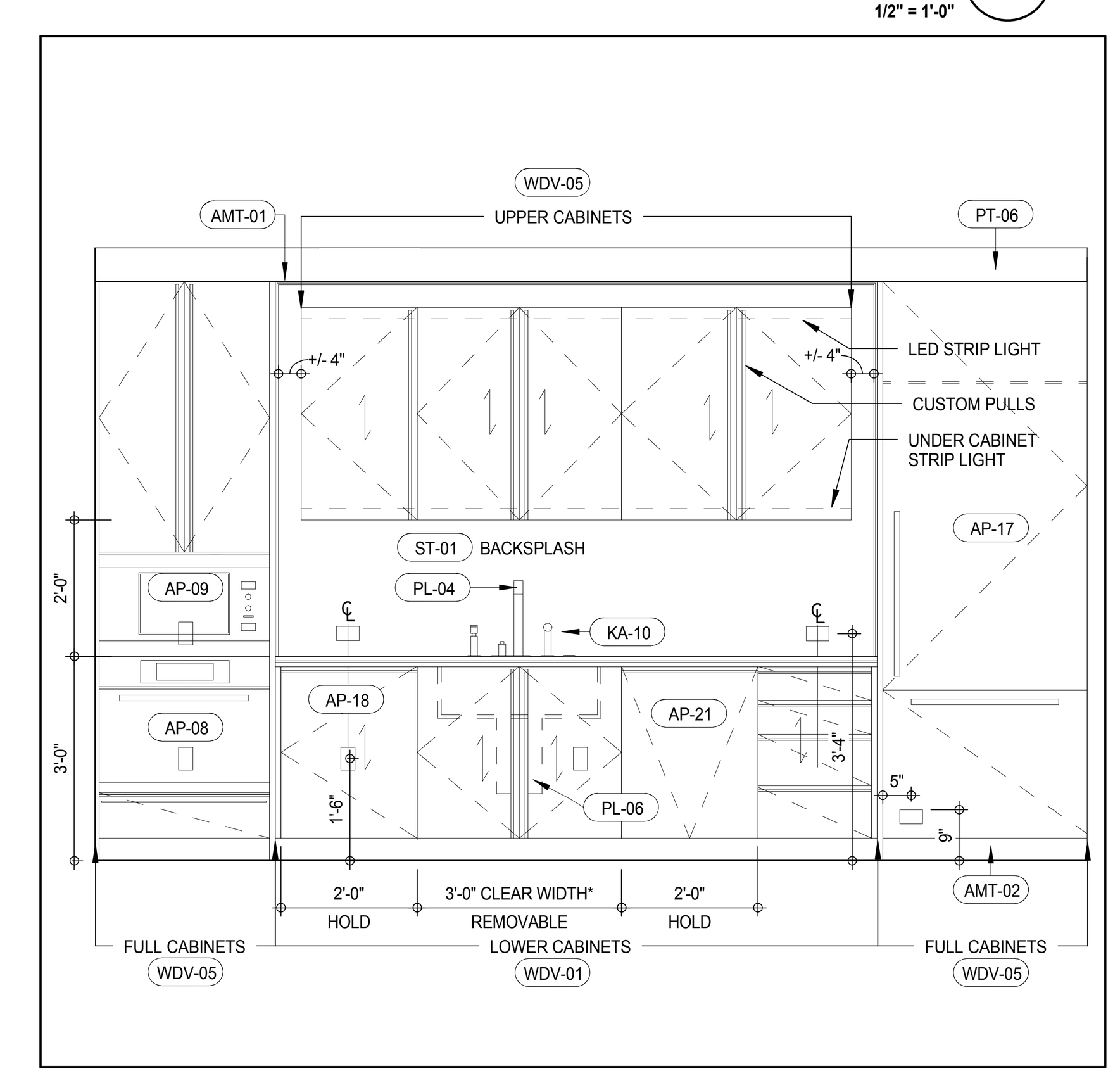

INTERIOR ELEVATION KIT-C (LEVEL 21-25) 2
A-953
1/2" = 1'-0"

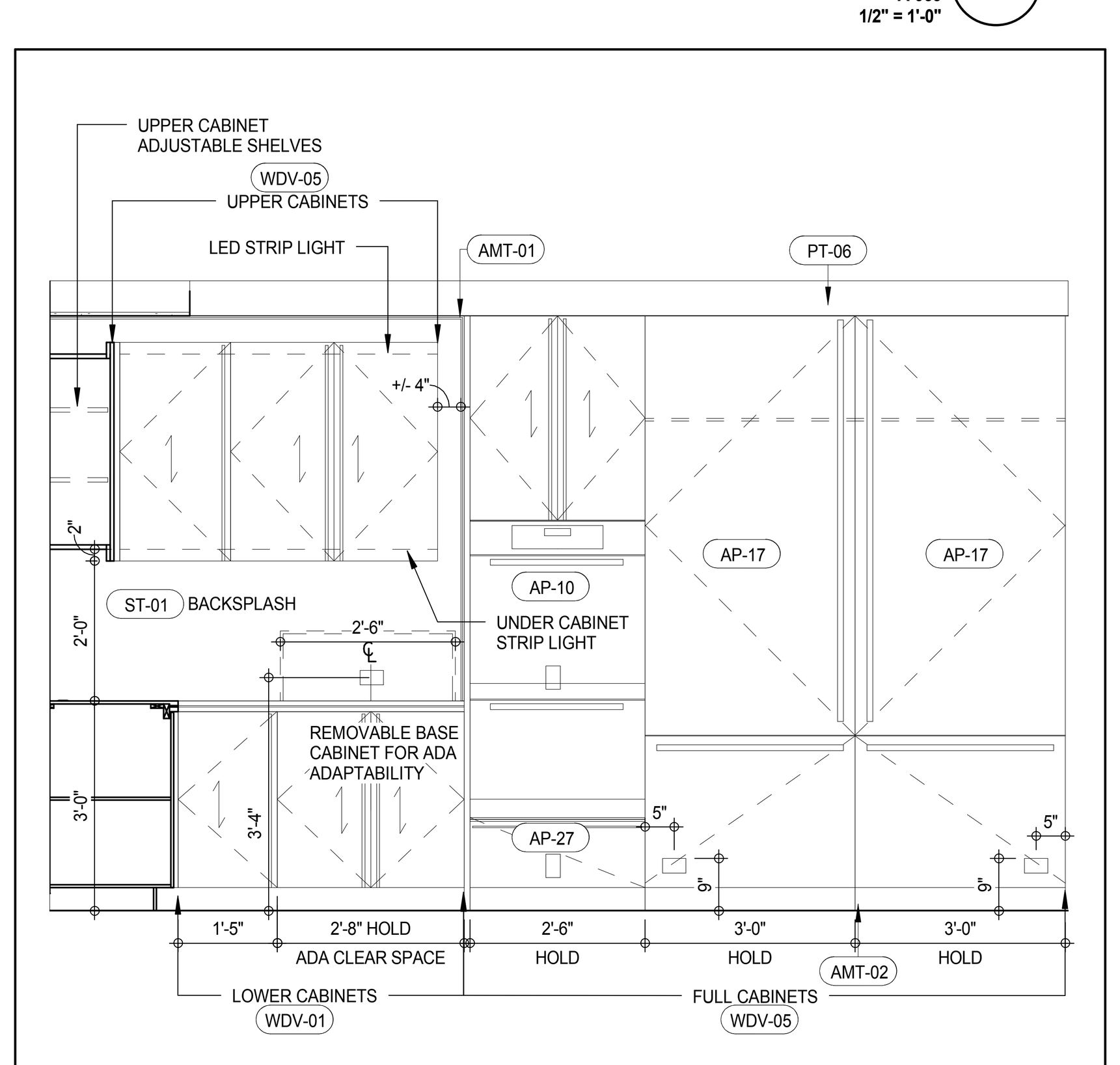

INTERIOR ELEVATION KIT-A (LEVEL 28) 11
A-953
1/2" = 1'-0"

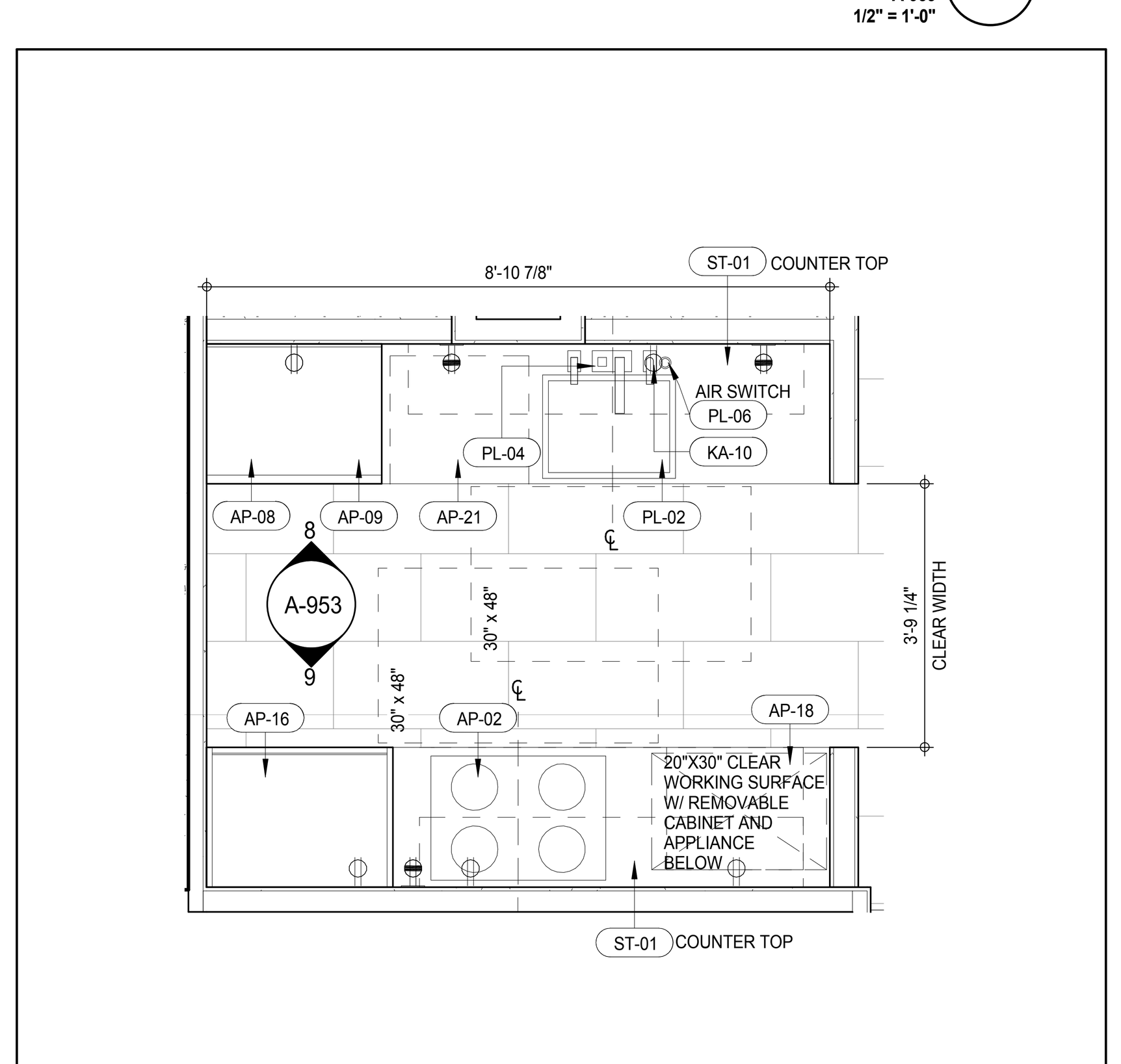

PLAN DETAIL KIT-D (LEVEL 21-26) 7
A-212
1/2" = 1'-0"

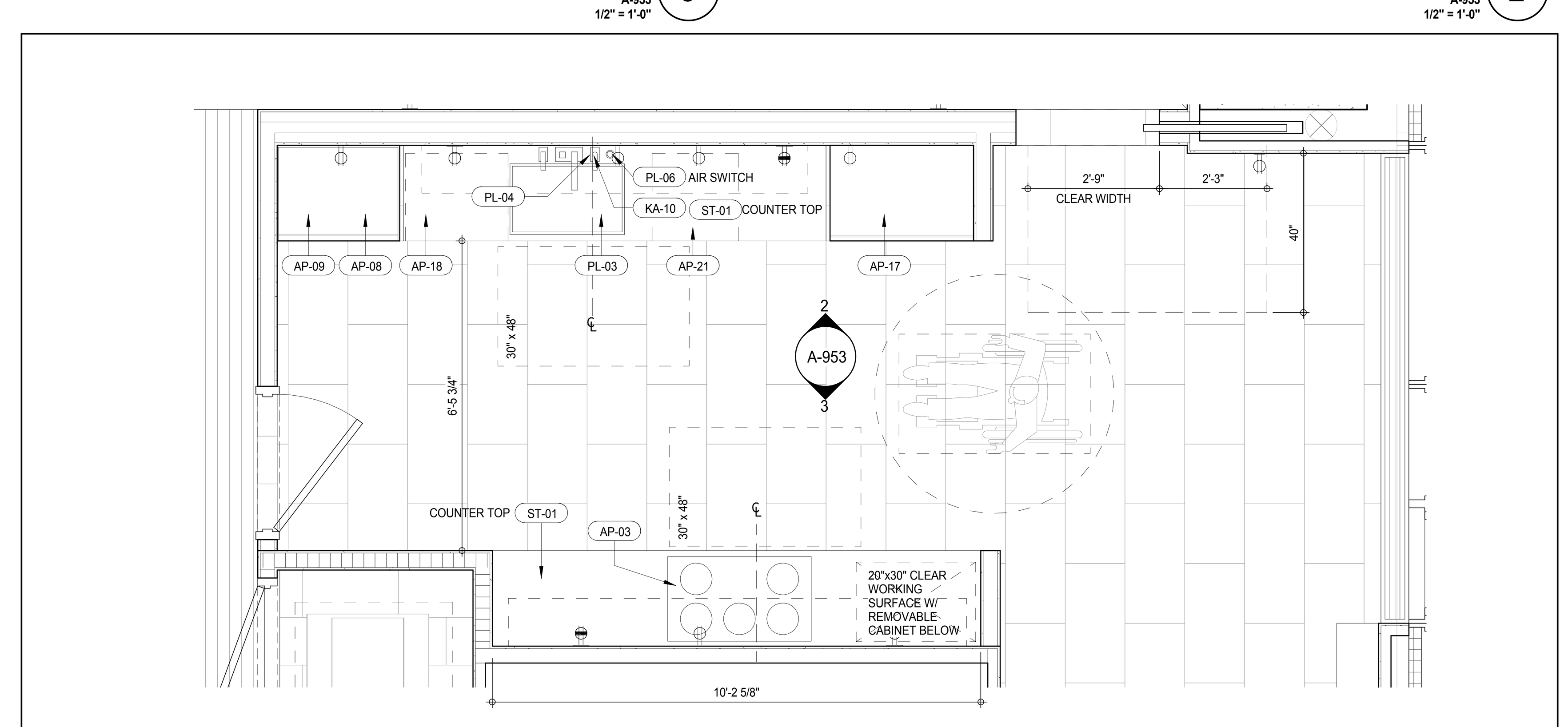

PLAN DETAIL KIT-C (LEVEL 21-25) 1
A-212
1/2" = 1'-0"

NOTE:
REMOVABLE BASE CABINET MUST BE ABLE TO BE REMOVED WITHOUT REMOVAL OR REPLACEMENT OF THE SINK. THE FLOOR FINISH MUST EXTENDS UNDER SUCH CABINETRY AND THE WALLS BEHIND AND SURROUNDING CABINETRY MUST BE FINISHED.

* CLEAR WIDTH MEANS CLEAR SPACE BETWEEN INTERIOR GABLES

SCHEME LEGEND

LEVEL	KITCHEN TYPE	FINISH SCHEME
21ST FLOOR	KIT-C , KIT-D	1
22ND FLOOR	KIT-C , KIT-D	2A
23RD FLOOR	KIT-C , KIT-D	2B
24TH FLOOR	KIT-C , KIT-D	1
25TH FLOOR	KIT-C , KIT-D	2A
26TH FLOOR	KIT-C , KIT-D	2B
28TH FLOOR	KIT-A	1

FINISHES SCHEME 1:		FINISHES SCHEME 2A:		FINISHES SCHEME 2B:	
IGL-01	IGL-01B	IGL-01	IGL-01A	IGL-01	IGL-01A
AMT-01	AMT-01B	AMT-01	AMT-01A	AMT-01	AMT-01A
ST-01	ST-01B	ST-01	ST-01A	ST-02	ST-01A
ST-02	ST-02B	ST-02	ST-02A1	ST-02	ST-02A2
ST-03	ST-03B	ST-03	ST-03A1	ST-03	ST-03A2
ST-07	ST-07B	ST-07	ST-07A	ST-07	ST-07A
ST-08	ST-02B	ST-08	ST-02A	ST-08	ST-02A
ST-09	ST-09B	ST-09	ST-09A	ST-09	ST-09A
ST-13	ST-13B	ST-13	ST-13A	ST-13	ST-13A
ST-14	ST-14B	ST-14	ST-14A	ST-14	ST-14A
ST-15	ST-15B	ST-15	ST-15A	ST-15	ST-15A
ST-28	ST-28B	ST-28	ST-28A	ST-28	ST-28A
WDF-01	WDF-01B	WDF-01	WDF-01A	WDF-01	WDF-01A
WDF-02	WDF-02B	WDF-02	WDF-02A	WDF-02	WDF-02A
WDV-01	WDV-01B	WDV-01	WDV-01A	WDV-01	WDV-01A
WDV-05	WDV-05B	WDV-05	WDF-05A	WDV-05	WDF-05A

KEYNOTE LEGEND:

TAG #	DESCRIPTION
AMT-01	
AMT-02	POLISHED STAINLESS STEEL
AP-02	30" GAS COOKTOP
AP-03	36" GAS COOKTOP
AP-05	30" BUILT-IN HOOD
AP-06	36" BUILT-IN HOOD
AP-08	30" SINGLE OVEN
AP-09	24" SPEED OVEN
AP-10	30" DOUBLE CONVECTION MICROWAVE OVEN
AP-11	DOUBLE GAS COMBI SET
AP-12	TEPAN YAKI COMBI SET
AP-13	WOK BURNER COMBI SET
AP-14	ELECTRIC BARBEQUE COMBI SET
AP-16	30" FULLY INTEGRATED REFRIGERATOR FREEZER
AP-17	36" FULLY INTEGRATED REFRIGERATOR FREEZER
AP-18	24" UNDERCOUNTER WINE STORAGE UNIT
AP-21	24" FULLY INTEGRATED DISHWASHER
AP-22	24" BUILT-IN COFFEE SYSTEM
AP-27	30" WARMING DRAWER
AP-31	36" DOWNDRAFT VENTILATION
KA-10	LIQUID SOAP DISPENSER
PL-02	22" STAINLESS STEEL UNDERMOUNTED SINK
PL-03	28" STAINLESS STEEL UNDERMOUNTED SINK
PL-04	POLISHED BRASS KITCHEN FAUCET WITH HANDSPRAY
PL-06	IN-SINK FOOD WASTE DISPOSER
PL-21	ST-HANDSHOWER ON SLIDE BAR
PT-06	WALL PAINT
ST-01	STONE SLAB - POLISHED (ST-01A or ST-01B REFER TO SCHEME LEGEND)
WDV-01	
WDV-05	

/ISSUED AS: AI-704 - CD PROGRESS ISSUE 3 - 09 MAR 15/

KEY PLAN:

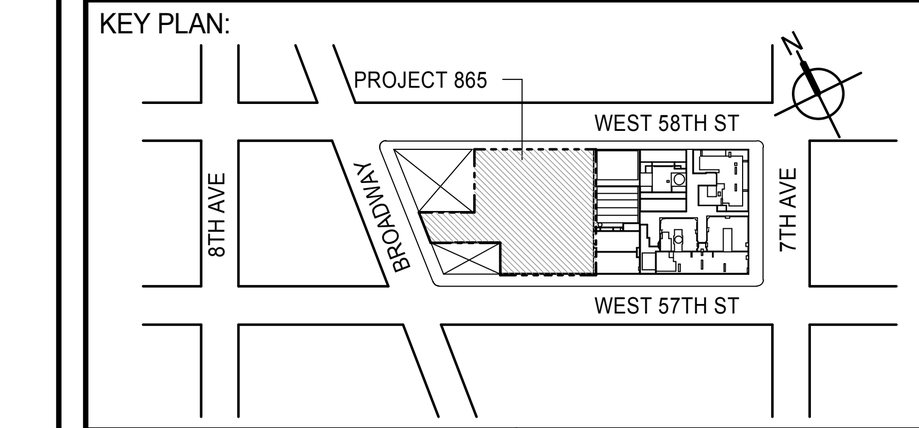

PROJECT NORTH

TRUE NORTH

DEVELOPER:
EXTELL DEVELOPMENT COMPANY
805 THIRD AVENUE, 7TH FLOOR
New York, NY 10022 USA
TEL: 212 712 6000 FAX: 212 712 6100

DESIGN ARCHITECT: Base Building Shell & Core
ADRIAN SMITH + GORDON GILL ARCHITECTURE
111 WEST MONROE STREET SUITE 2300
CHICAGO IL 60603
TEL: 312 920 1888 FAX: 312 920 1775

INTERIOR DESIGNER: Residential
Rottet Architecture and Design Studio, PLLC
298 Fifth Ave, 7th Floor
New York, NY 10001
TEL: 646 998 7000 FAX:

ARCHITECT OF RECORD: Base Building Shell, Core, & Residential
AAI ARCHITECTS, P.C.
401 Wellington St. W., 3rd Floor
Toronto, ON M5V 1E7 Canada
TEL: 416 967 1500 FAX: 416 967 7150

STRUCTURAL ENGINEERS:
WSP CANTOR SEINUK
228 EAST 45th Street
New York, NY 10017 USA
TEL: 212 687 9888 FAX: 646 487 5501

MEP ENGINEERS:
AKF GROUP
165 Broadway, 22nd Floor
New York, NY 10006 USA
TEL: 212 354 5656 FAX: 212 354 5668

GEOTECHNICAL ENGINEERS:
Langan Engineering & Environmental Services
21 Penn Plaza - 360 West 31st Street, 8th Floor
New York, NY 10001-2727
TEL: 212 479 5400 FAX: 212 479 5444

CODE CONSULTANTS:
Construction Consulting Associates
100 Church Street
New York, NY 10007
TEL: 212 385 1818 FAX: 212 385 1911

CURTAINWALL CONSULTANT:
AJLP Consulting
40 Worth Street. Suite 826
New York, NY 10013
TEL: 212 757 5659 FAX: 646 219 8508

LANDMARK/PRESERVATION CONSULTANT:
Jan Hird Pokorny Associates, Inc.
39 West 37th Street, 12A
New York, NY 10018
TEL: 212 759 6462 FAX: 212 759 6540

No.	DESCRIPTION	DATE
1	D.O.B. SUBMISSION	05 DEC 14
2	CD PROGRESS ISSUE 2	19 DEC 14
3	D.O.B. SUBMISSION	18 FEB 15
4	CD PROGRESS ISSUE 3	09 MAR 15
	D.O.B. SUBMISSION	27 APR 15
5	CD PROGRESS ISSUE 4	01 JUN 15
6	CD PROGRESS ISSUE 5	10 AUG 15
	D.O.B. AMENDMENT 2	21 SEP 15

NOT FOR BID/CONSTRUCTION

Discrepancies must be reported immediately to the Architect before proceeding. Only figured dimensions are to be used. Contractors must check all dimensions on site. This drawing is protected by copyright.

ALL DIMENSIONS ARE SHOWN IN IMPERIAL.

CONSULTANT:
AAI ARCHITECTS, P.C.

PROJECT:
217 WEST 57TH STREET
NEW YORK, NY

DRAWING TITLE:
KIT-C (LV 21-25) KIT-C (LV 26) KIT-D (21-26) KIT-A (LV 28) PLANS AND ELEVATIONS

SEAL & SIGNATURE:
REGISTERED ARCHITECT WIEPKE DAVID JANSEN No. 028881 STATE OF NEW YORK

DATE:	05 DEC 14
PROJECT No:	1216-00
DRAWN: Author	REV: 6
CHK: Checker	
SCALE: As indicated	
DWG No:	A-953.01
DOB PAGE No:	509 of 569

DOB EMPLOYEE STAMP:

DOB B-SCAN:

FILE NAME: C:\Revit Local Files\EXTELL-865-AAI-TWR-CNF_hadlarim.rvt
PLOT DATE: 9/22/2015 1:11:52 PM

DEPT OF BLDGS 421263626 Job Number
E350035949US Scan Code

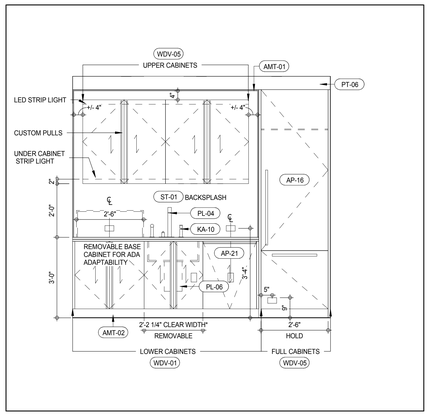

INTERIOR ELEVATION KIT-B (LEVEL 29-45) 8
A-954
1/2" = 1'-0"

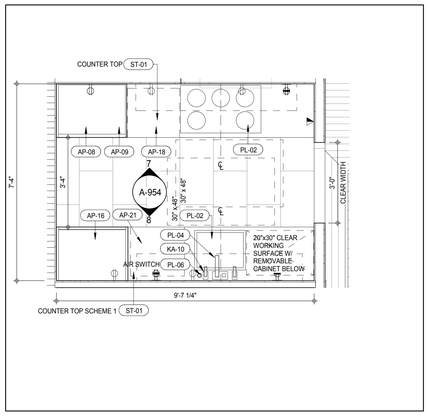

PLAN DETAIL KIT-B (LEVEL 29-45) 4
A-212
1/2" = 1'-0"

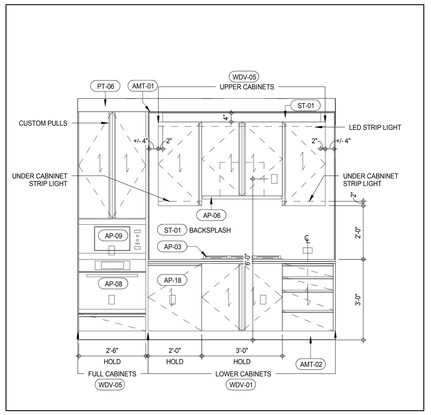

INTERIOR ELEVATION KIT-B (LEVEL 29-45) 7
A-954
1/2" = 1'-0"

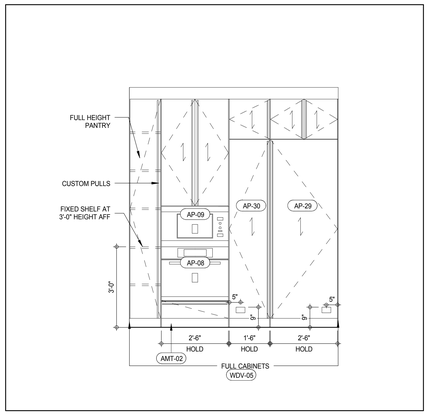

INTERIOR ELEVATION KIT-A (LEVEL 29-45) 3
A-954
1/2" = 1'-0"

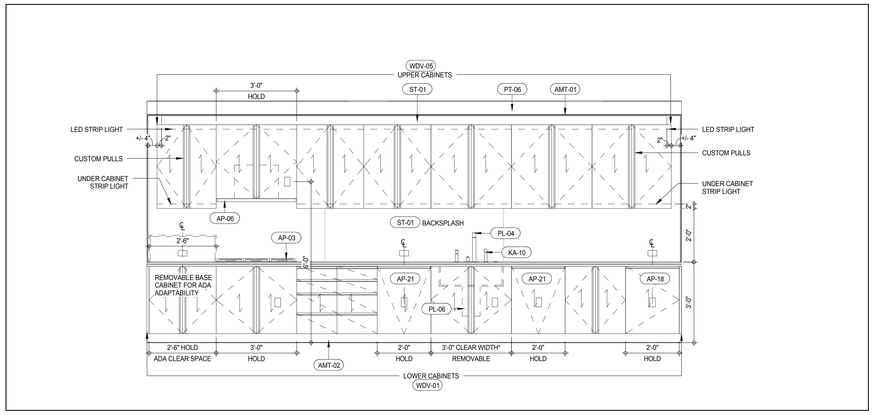

INTERIOR ELEVATION KIT-A (LEVEL 29-45) 2
A-954
1/2" = 1'-0"

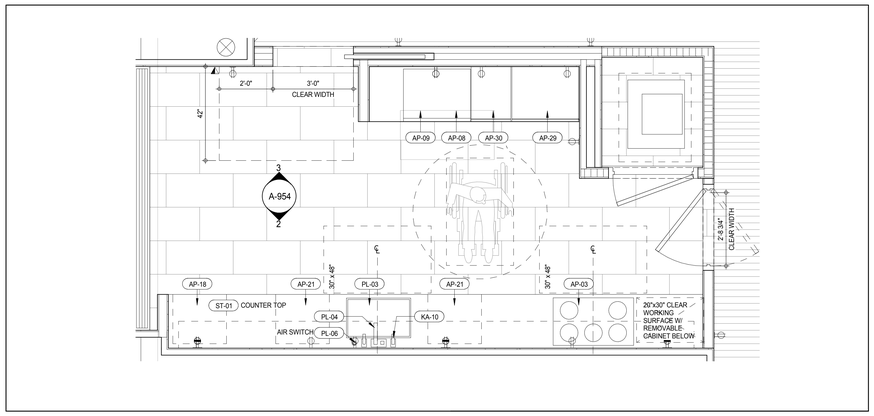

PLAN DETAIL KIT-A (LEVEL 29-45) 1
A-212
1/2" = 1'-0"

NOTE:
REMOVABLE BASE CABINET MUST BE ABLE TO BE REMOVED WITHOUT REMOVAL OR REPLACEMENT OF THE SINK. THE FLOOR FINISH MUST EXTENDS UNDER SUCH CABINETRY AND THE WALLS BEHIND AND SURROUNDING CABINETRY MUST BE FINISHED.

* CLEAR WIDTH MEANS CLEAR SPACE BETWEEN INTERIOR GABLES

SCHEME LEGEND

LEVEL	KITCHEN TYPE	FINISH SCHEME
29TH FLOOR	KIT-A , KIT-B	2A
30TH FLOOR	KIT-A , KIT-B	2B
31ST FLOOR	KIT-A , KIT-B	1
32ND FLOOR	KIT-A , KIT-B	2A
33RD FLOOR	KIT-A , KIT-B	2B
34TH FLOOR	KIT-A , KIT-B	1
35TH FLOOR	KIT-A , KIT-B	2A
36TH FLOOR	KIT-A , KIT-B	2B
37TH FLOOR	KIT-A , KIT-B	1
38TH FLOOR	KIT-A , KIT-B	2A
39TH FLOOR	KIT-A , KIT-B	2B
40TH FLOOR	KIT-A , KIT-B	1
41ST FLOOR	KIT-A , KIT-B	2A
42ND FLOOR	KIT-A , KIT-B	2B
43RD FLOOR	KIT-A , KIT-B	1
44TH FLOOR	KIT-A , KIT-B	2A
45TH FLOOR	KIT-A , KIT-B	2B

FINISHES SCHEME 1:		FINISHES SCHEME 2A:		FINISHES SCHEME 2B:	
IGL-01	IGL-01B	IGL-01	IGL-01A	IGL-01	IGL-01A
AMT-01	AMT-01B	AMT-01	AMT-01A	AMT-01	AMT-01A
ST-01	ST-01B	ST-01	ST-01A	ST-02	ST-01A
ST-02	ST-02B	ST-02	ST-02A1	ST-02	ST-02A2
ST-03	ST-03B	ST-03	ST-03A1	ST-03	ST-03A2
ST-07	ST-07B	ST-07	ST-07A	ST-07	ST-07A
ST-08	ST-02B	ST-08	ST-02A	ST-08	ST-02A
ST-09	ST-09B	ST-09	ST-09A	ST-09	ST-09A
ST-13	ST-13B	ST-13	ST-13A	ST-13	ST-13A
ST-14	ST-14B	ST-14	ST-14A	ST-14	ST-14A
ST-15	ST-15B	ST-15	ST-15A	ST-15	ST-15A
ST-28	ST-28B	ST-28	ST-28A	ST-28	ST-28A
WDF-01	WDF-01B	WDF-01	WDF-01A	WDF-01	WDF-01A
WDF-02	WDF-02B	WDF-02	WDF-02A	WDF-02	WDF-02A
WDV-01	WDV-01B	WDV-01	WDV-01A	WDV-01	WDV-01A
WDV-05	WDV-05B	WDV-05	WDF-05A	WDV-05	WDF-05A

KEYNOTE LEGEND:

TAG #	DESCRIPTION
AMT-01	
AMT-02	POLISHED STAINLESS STEEL
AP-03	36" GAS COOKTOP
AP-06	36" BUILT-IN HOOD
AP-08	30" SINGLE OVEN
AP-09	24" SPEED OVEN
AP-16	30" FULLY INTEGRATED REFRIGERATOR FREEZER
AP-18	24" UNDERCOUNTER WINE STORAGE UNIT
AP-21	24" FULLY INTEGRATED DISHWASHER
AP-29	30" FULL REFRIGERATOR
AP-30	18" FULL FREEZER
KA-10	LIQUID SOAP DISPENSER
PL-02	22" STAINLESS STEEL UNDERMOUNTED SINK
PL-03	28" STAINLESS STEEL UNDERMOUNTED SINK
PL-04	POLISHED BRASS KITCHEN FAUCET WITH HANDSPRAY
PL-06	IN-SINK FOOD WASTE DISPOSER
PT-06	WALL PAINT
ST-01	STONE SLAB - POLISHED (ST-01A or ST-01B REFER TO SCHEME LEGEND)
WDV-01	
WDV-05	

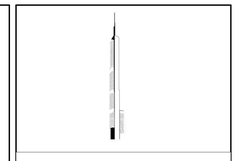

KEY PLAN:

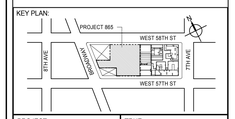

PROJECT NORTH:

TRUE NORTH

DEVELOPER:
EXTELL DEVELOPMENT COMPANY
805 THIRD AVENUE, 7TH FLOOR
New York, NY 10022 USA
TEL: 212 712 6000 FAX: 212 712 6100

DESIGN ARCHITECT: Base Building Shell & Core
ADRIAN SMITH + GORDON GILL ARCHITECTURE
111 WEST MONROE STREET SUITE 2300
CHICAGO IL 60603
TEL: 312 920 1888 FAX: 312 920 1775

INTERIOR DESIGNER: Residential
Rottet Architecture and Design Studio, PLLC
298 Fifth Ave, 7th Floor
New York, NY 10001
TEL: 646 998 7000 FAX:

ARCHITECT OF RECORD: Base Building Shell, Core, & Residential
AAI ARCHITECTS, P.C.
401 Wellington St. W., 3rd Floor
Toronto, ON M5V 1E7 Canada
TEL: 416 967 1500 FAX: 416 967 7150

STRUCTURAL ENGINEERS:
WSP CANTOR SEINUK
228 EAST 45th Street
New York, NY 10017 USA
TEL: 212 687 9888 FAX: 646 487 5501

MEP ENGINEERS:
AKF GROUP
165 Broadway, 22nd Floor
New York, NY 10006 USA
TEL: 212 354 5656 FAX: 212 354 5668

GEOTECHNICAL ENGINEERS:
Langan Engineering & Environmental Services
21 Penn Plaza - 360 West 31st Street, 8th Floor
New York, NY 10001-2727
TEL: 212 479 5400 FAX: 212 479 5444

CODE CONSULTANTS:
Construction Consulting Associates
100 Church Street
New York, NY 10007
TEL: 212 385 1818 FAX: 212 385 1911

CURTAINWALL CONSULTANT:
AJLP Consulting
40 Worth Street. Suite 826
New York, NY 10013
TEL: 212 757 5659 FAX: 646 219 8508

LANDMARK/PRESERVATION CONSULTANT:
Jan Hird Pokorny Associates, Inc.
39 West 37th Street, 12A
New York, NY 10018
TEL: 212 759 6462 FAX: 212 759 6540

No.	DESCRIPTION	DATE
1	D.O.B. SUBMISSION	05 DEC 14
2	CD PROGRESS ISSUE 2	19 DEC 14
3	D.O.B. SUBMISSION	18 FEB 15
4	CD PROGRESS ISSUE 3	09 MAR 15
	D.O.B. SUBMISSION	27 APR 15
5	CD PROGRESS ISSUE 4	01 JUN 15
6	CD PROGRESS ISSUE 5	10 AUG 15
	D.O.B. AMENDMENT 2	21 SEP 15

NOT FOR BID/CONSTRUCTION

Discrepancies must be reported immediately to the Architect before proceeding. Only figured dimensions are to be used. Contractors must check all dimensions on site. This drawing is protected by copyright.

ALL DIMENSIONS ARE SHOWN IN IMPERIAL.

CONSULTANT:

AAI ARCHITECTS, P.C.

PROJECT:

217 WEST 57TH STREET
NEW YORK, NY

DRAWING TITLE:

KIT-A (LV 29-45) KIT-B (LV 29-45)
PLANS AND ELEVATIONS

SEAL & SIGNATURE:

REGISTERED ARCHITECT MICHAEL DAVID JAMES No. 028881 STATE OF NEW YORK

DATE:	05 DEC 14
PROJECT No:	1216-00
DRAWN: Author	REV:
CHK: Checker	6
SCALE: As indicated	
DWG No:	A-954.01
DOB PAGE No:	510 of 569

DOB EMPLOYEE STAMP:

DOB B-SCAN:

//ISSUED AS: AI-705 - CD PROGRESS ISSUE 3 - 09 MAR 15//

36" x 48" Arch E SHEET SIZE
FILE NAME: C:\Revit Local Files\EXTELL-865-AAI-TWR-CNF_hudson.rvt
PLOT DATE: 9/22/2015 12:23 PM

36" x 48" Arch E -SHEET SIZE

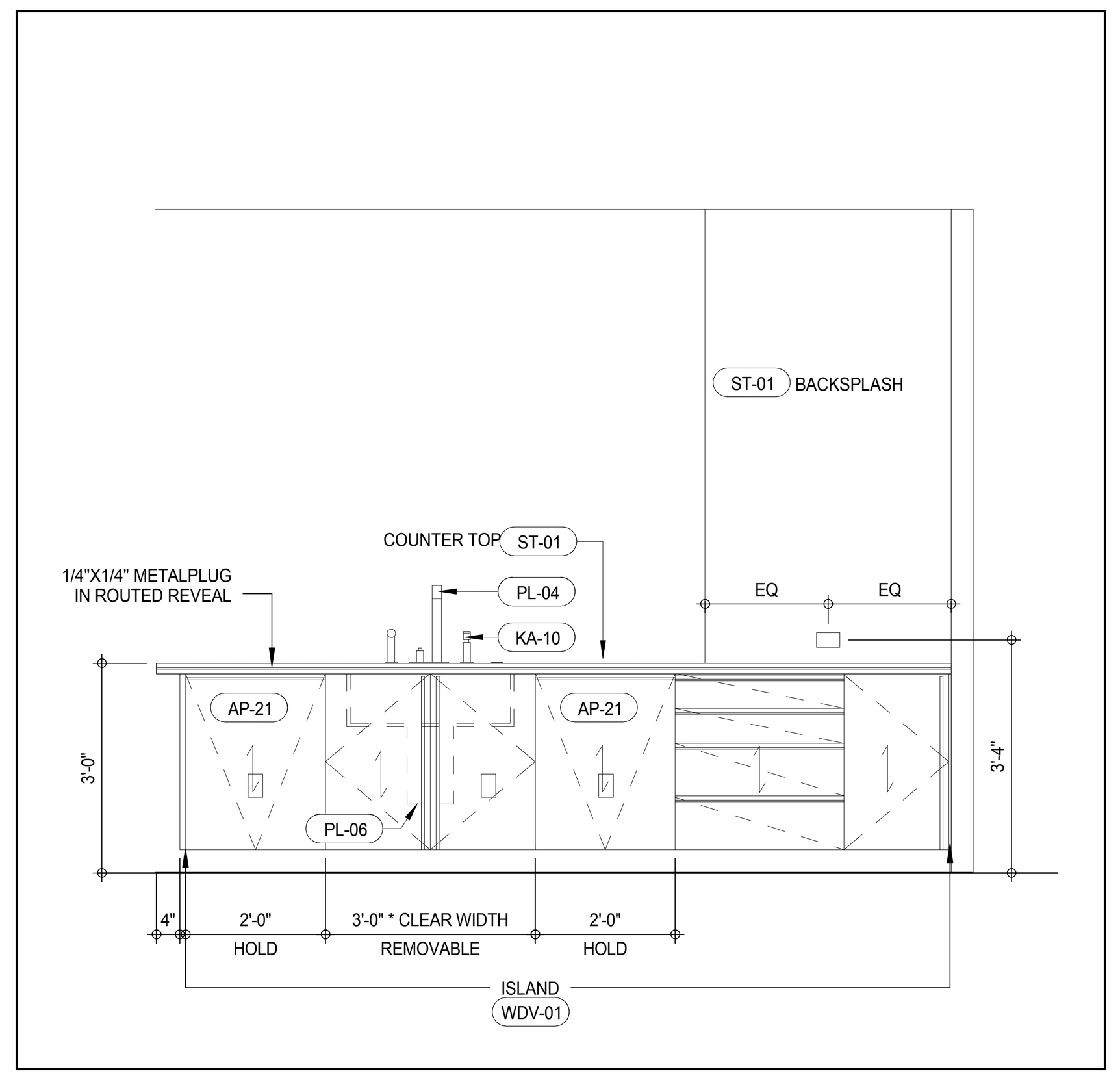

INTERIOR ELEVATION KIT-A (LEVEL 47-66) 12
A-955
1/2" = 1'-0"

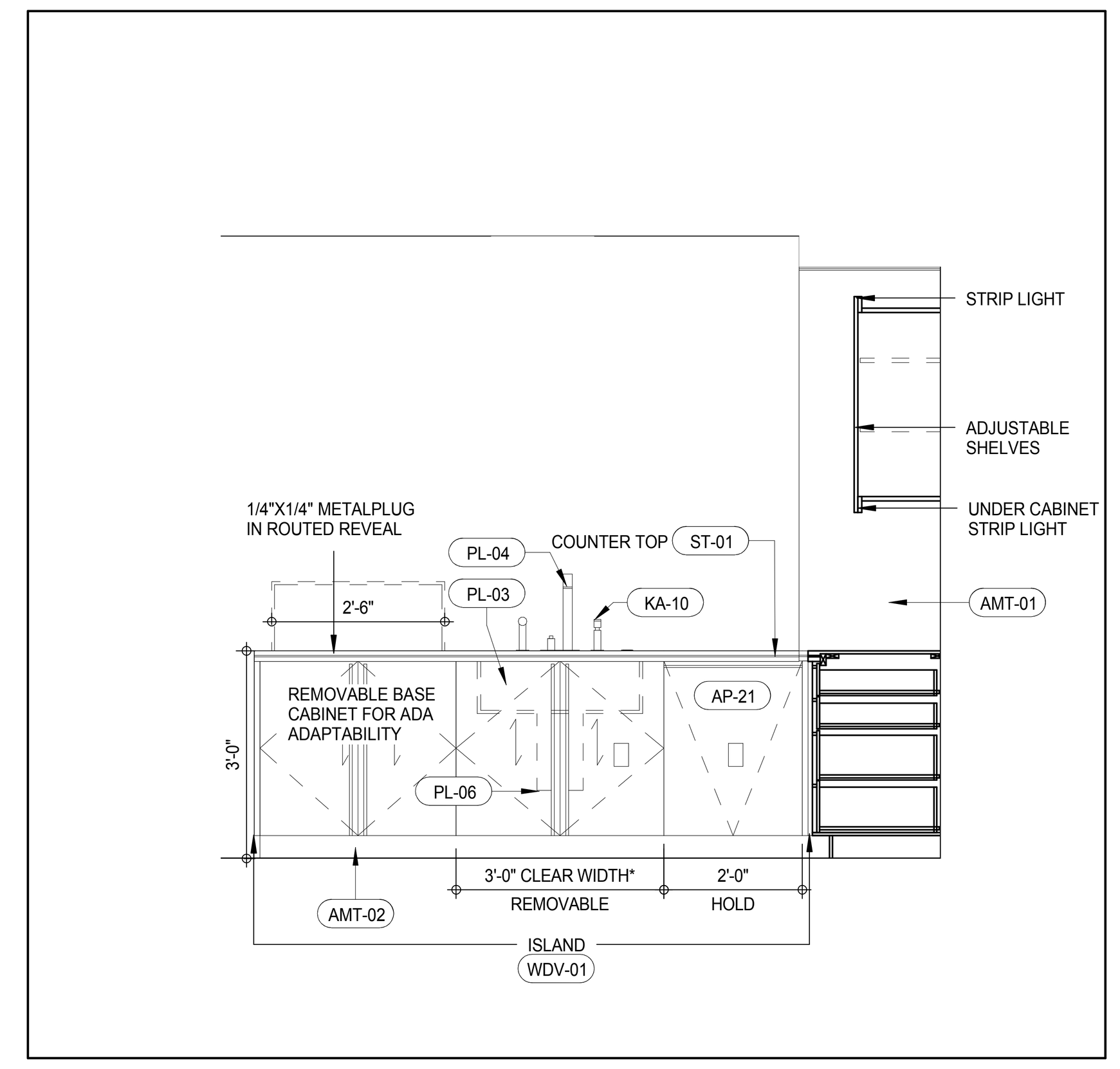

INTERIOR ELEVATION KIT-C (LEVEL 29-45) 8
A-955
1/2" = 1'-0"

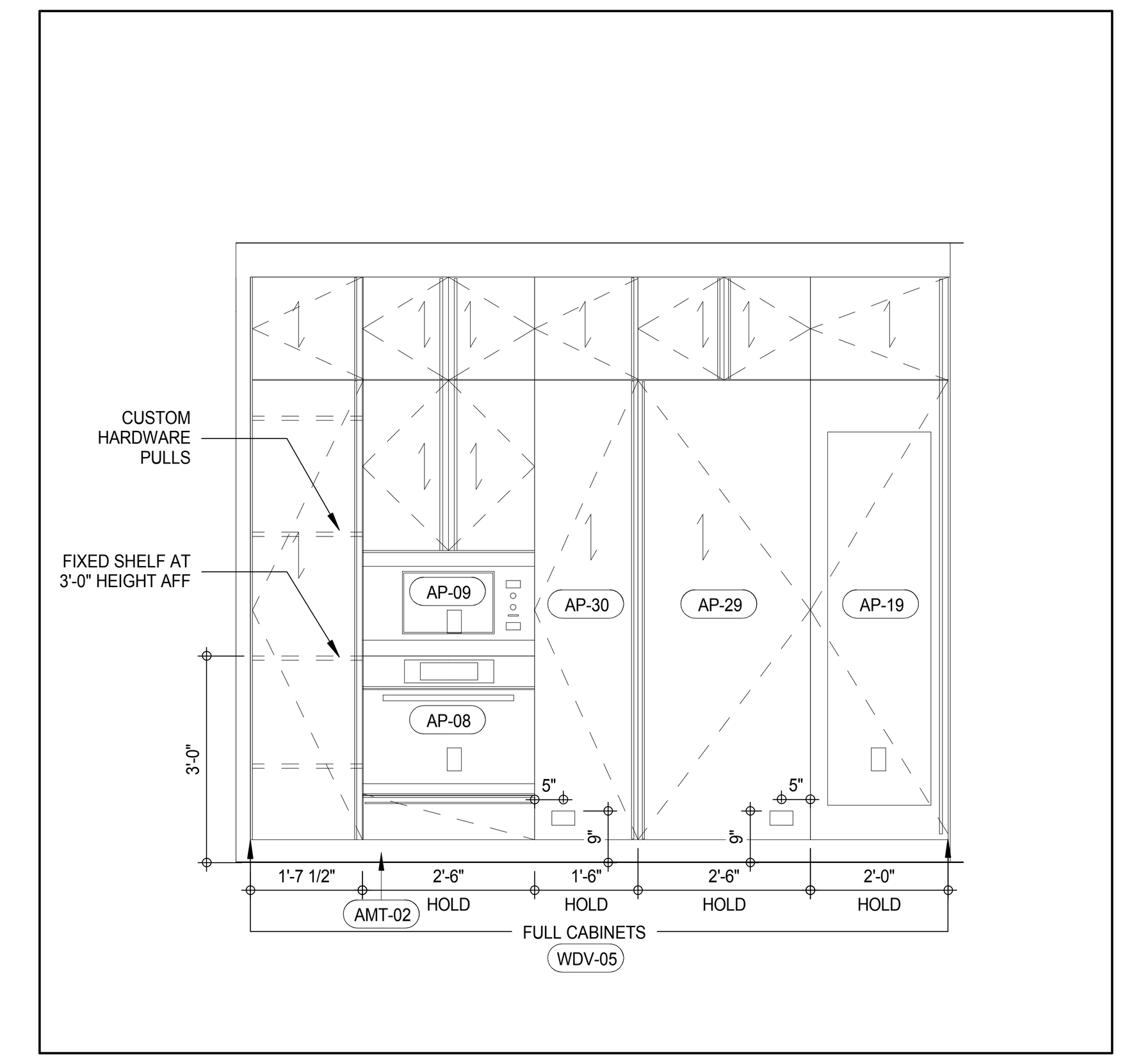

INTERIOR ELEVATION KIT-C (LEVEL 29-45) 4
A-955
1/2" = 1'-0"

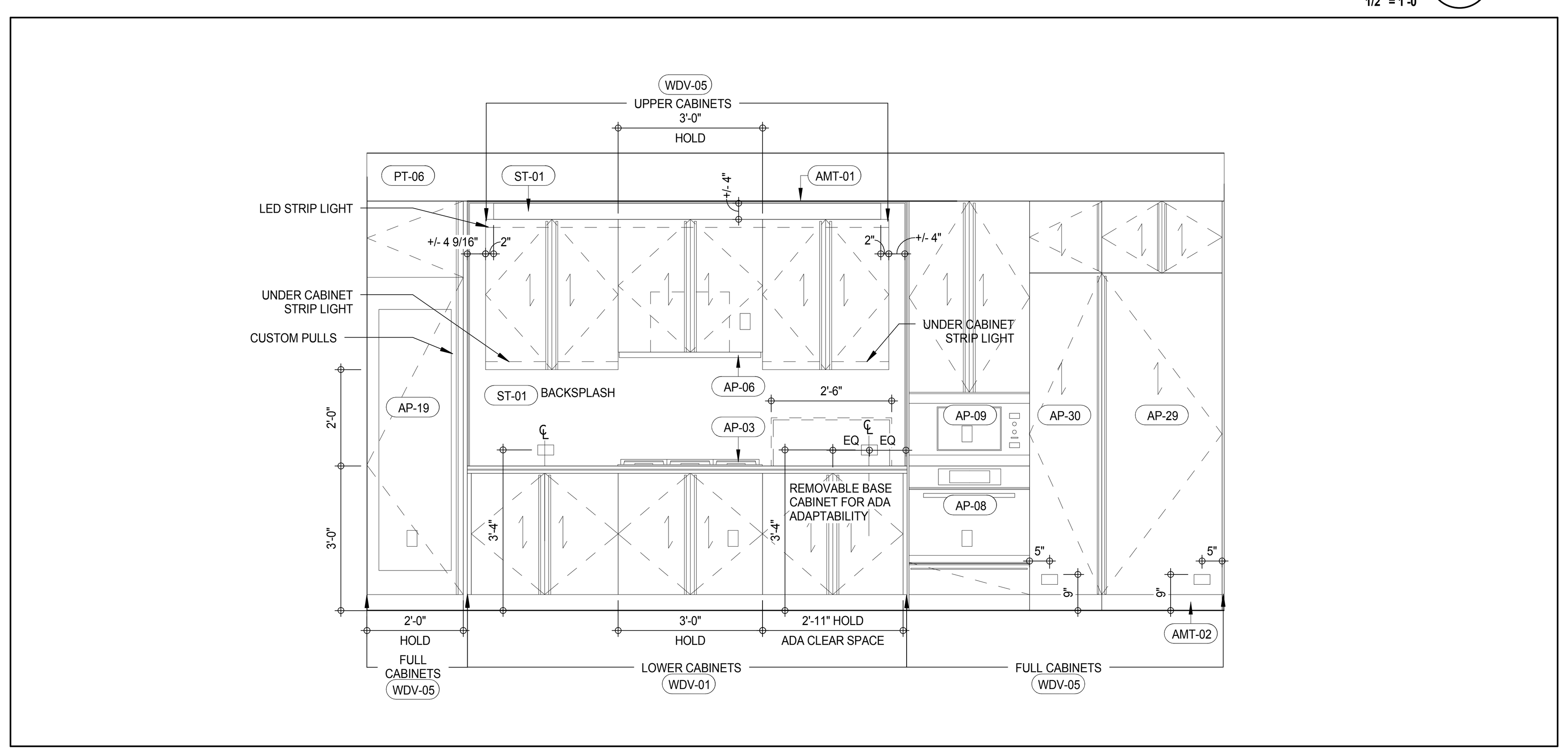

INTERIOR ELEVATION KIT-A (LEVEL 47-66) 11
A-955
1/2" = 1'-0"

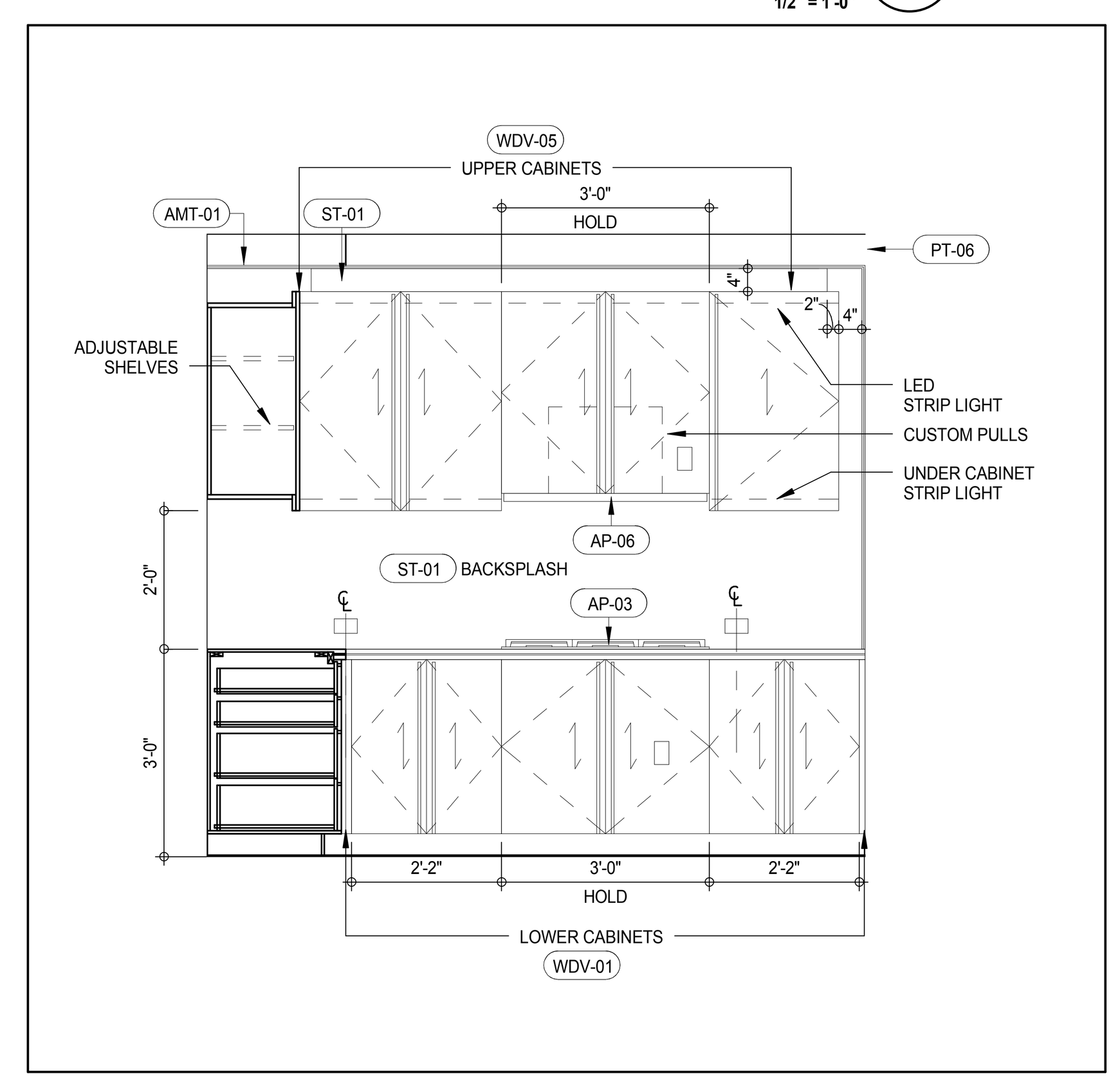

INTERIOR ELEVATION KIT-C (LEVEL 29-45) 7
A-955
1/2" = 1'-0"

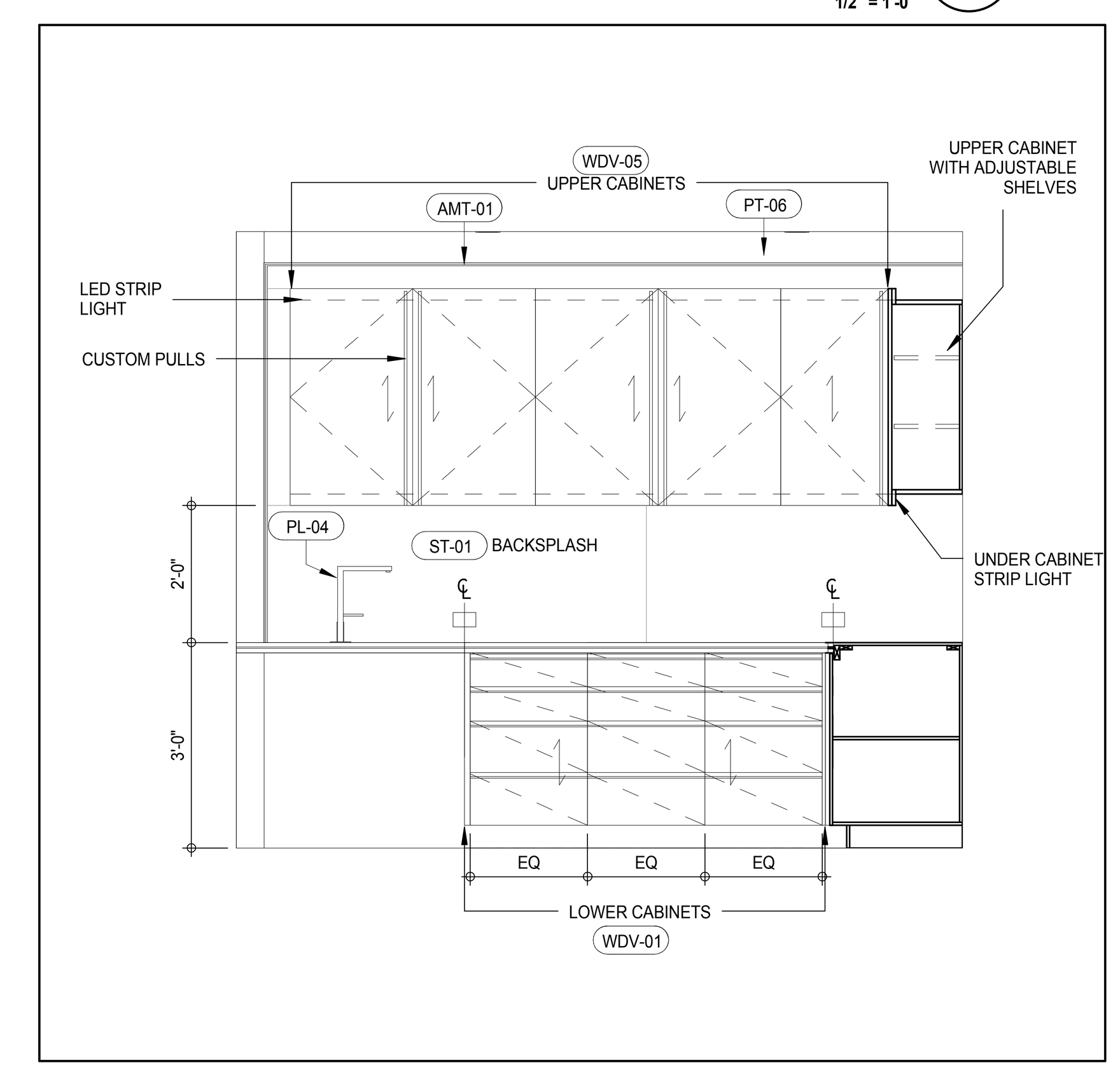

INTERIOR ELEVATION KIT-C (LEVEL 29-45) 3
A-955
1/2" = 1'-0"

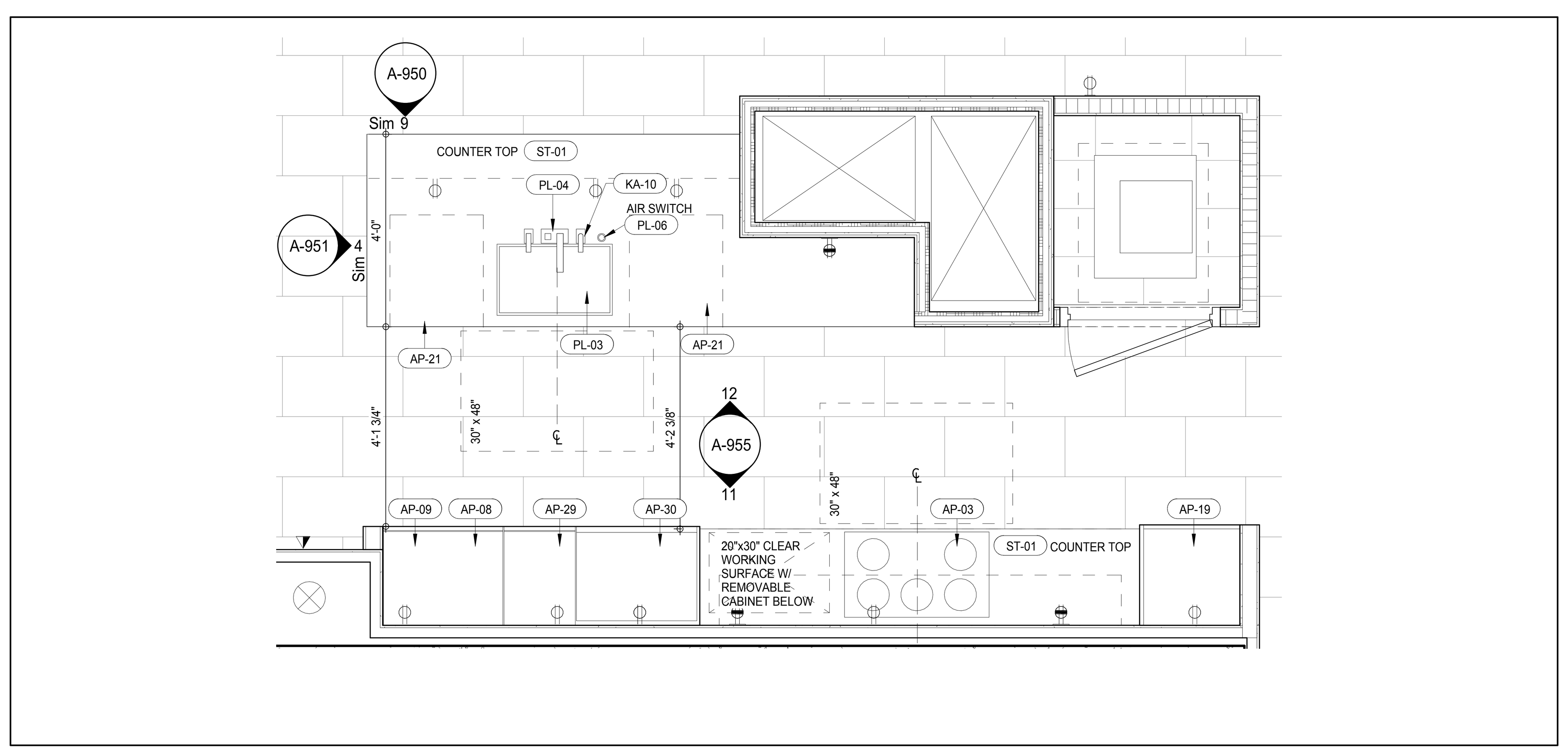

PLAN DETAIL KIT-A (LEVEL 47-66) 10
A-213
1/2" = 1'-0"

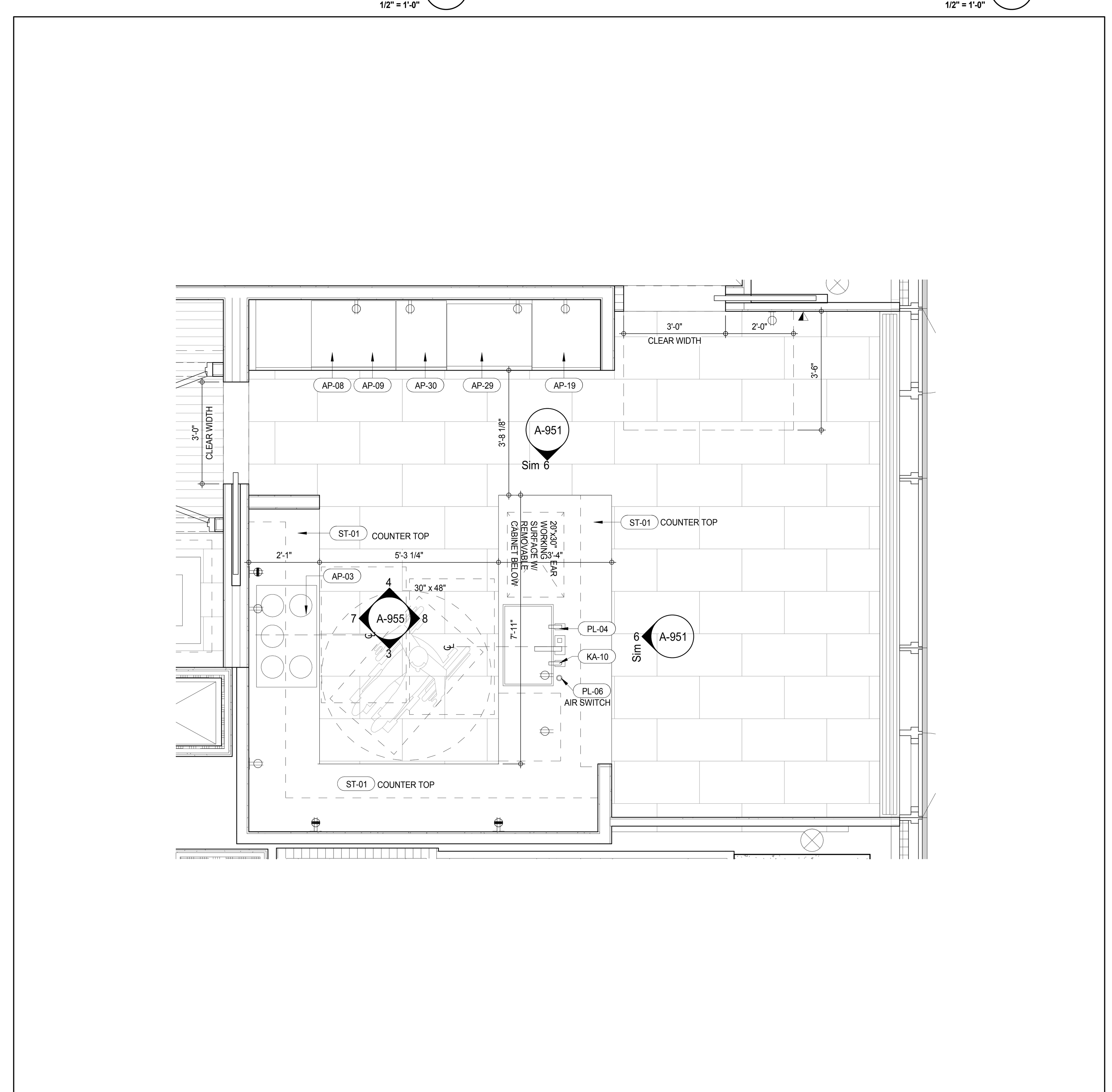

PLAN DETAIL KIT-C (LEVEL 29-45) 1
A-212
1/2" = 1'-0"

NOTE:
REMOVABLE BASE CABINET MUST BE ABLE TO BE REMOVED WITHOUT REMOVAL OR REPLACEMENT OF THE SINK. THE FLOOR FINISH MUST EXTENDS UNDER SUCH CABINETRY AND THE WALLS BEHIND AND SURROUNDING CABINETRY MUST BE FINISHED.

* CLEAR WIDTH MEANS CLEAR SPACE BETWEEN INTERIOR GABLES

SCHEME LEGEND

LEVEL	KITCHEN TYPE	FINISH SCHEME
29TH FLOOR	KIT-C	2A
30TH FLOOR	KIT-C	2B
31ST FLOOR	KIT-C	1
32ND FLOOR	KIT-C	2A
33RD FLOOR	KIT-C	2B
34TH FLOOR	KIT-C	1
35TH FLOOR	KIT-C	2A
36TH FLOOR	KIT-C	2B
37TH FLOOR	KIT-C	1
38TH FLOOR	KIT-C	2A
39TH FLOOR	KIT-C	2B
40TH FLOOR	KIT-C	1
41ST FLOOR	KIT-C	2A
42ND FLOOR	KIT-C	2B
43RD FLOOR	KIT-C	1
44TH FLOOR	KIT-C	2A
45TH FLOOR	KIT-C	2B
47TH FLOOR	KIT-A	1
48TH FLOOR	KIT-A	2A
49TH FLOOR	KIT-A	2B
50TH FLOOR	KIT-A	1
51ST FLOOR	KIT-A	2A
52ND FLOOR	KIT-A	2B
53RD FLOOR	KIT-A	1
54TH FLOOR	KIT-A	2A
55TH FLOOR	KIT-A	2B
56TH FLOOR	KIT-A	1
57TH FLOOR	KIT-A	2A
58TH FLOOR	KIT-A	2B
59TH FLOOR	KIT-A	1
60TH FLOOR	KIT-A	2A
61ST FLOOR	KIT-A	2B
62ND FLOOR	KIT-A	1
63RD FLOOR	KIT-A	2A
64TH FLOOR	KIT-A	2B
65TH FLOOR	KIT-A	1
66TH FLOOR	KIT-A	2A

FINISHES SCHEME 1:		FINISHES SCHEME 2A:		FINISHES SCHEME 2B:	
IGL-01	IGL-01B	IGL-01	IGL-01A	IGL-01	IGL-01A
AMT-01	AMT-01B	AMT-01	AMT-01A	AMT-01	AMT-01A
ST-01	ST-01B	ST-01	ST-01A	ST-02	ST-01A
ST-02	ST-02B	ST-02	ST-02A1	ST-02	ST-02A2
ST-03	ST-03B	ST-03	ST-03A1	ST-03	ST-03A2
ST-07	ST-07B	ST-07	ST-07A	ST-07	ST-07A
ST-08	ST-02B	ST-08	ST-02A	ST-08	ST-02A
ST-09	ST-09B	ST-09	ST-09A	ST-09	ST-09A
ST-13	ST-13B	ST-13	ST-13A	ST-13	ST-13A
ST-14	ST-14B	ST-14	ST-14A	ST-14	ST-14A
ST-15	ST-15B	ST-15	ST-15A	ST-15	ST-15A
ST-28	ST-28B	ST-28	ST-28A	ST-28	ST-28A
WDF-01	WDF-01B	WDF-01	WDF-01A	WDF-01	WDF-01A
WDF-02	WDF-02B	WDF-02	WDF-02A	WDF-02	WDF-02A
WDV-01	WDV-01B	WDV-01	WDV-01A	WDV-01	WDV-01A
WDV-05	WDV-05B	WDV-05	WDF-05A	WDV-05	WDF-05A

KEYNOTE LEGEND:

TAG #	DESCRIPTION
AMT-01	
AMT-02	POLISHED STAINLESS STEEL
AP-03	36" GAS COOKTOP
AP-06	36" BUILT-IN HOOD
AP-08	30" SINGLE OVEN
AP-09	24" SPEED OVEN
AP-19	24" INTEGRATED WINE STORAGE
AP-21	24" FULLY INTEGRATED DISHWASHER
AP-29	30" FULL REFRIGERATOR
AP-30	18" FULL FREEZER
KA-10	LIQUID SOAP DISPENSER
PL-03	28" STAINLESS STEEL UNDERMOUNTED SINK
PL-04	POLISHED BRASS KITCHEN FAUCET WITH HANDSPRAY
PL-06	IN-SINK FOOD WASTE DISPOSER
PT-06	WALL PAINT
ST-01	STONE SLAB - POLISHED (ST-01A or ST-01B REFER TO SCHEME LEGEND)
WDV-01	
WDV-05	

/ISSUED AS: AI-706 - CD PROGRESS ISSUE 3 - 09 MAR 15/

KEY PLAN:

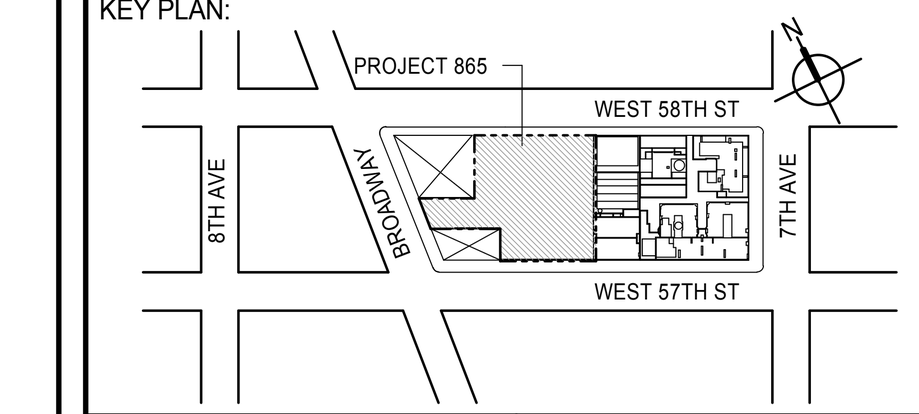

PROJECT NORTH | TRUE NORTH

DEVELOPER:
EXTELL DEVELOPMENT COMPANY
805 THIRD AVENUE, 7TH FLOOR
New York, NY 10022 USA
TEL: 212 712 6000 FAX: 212 712 6100

DESIGN ARCHITECT: Base Building Shell & Core
ADRIAN SMITH + GORDON GILL ARCHITECTURE
111 WEST MONROE STREET SUITE 2300
CHICAGO IL 60603
TEL: 312 920 1888 FAX: 312 920 1775

INTERIOR DESIGNER: Residential
Rottet Architecture and Design Studio, PLLC
298 Fifth Ave, 7th Floor
New York, NY 10001
TEL: 646 998 7000 FAX:

ARCHITECT OF RECORD: Base Building Shell, Core, & Residential
AAI ARCHITECTS, P.C.
401 Wellington St. W., 3rd Floor
Toronto, ON M5V 1E7 Canada
TEL: 416 967 1500 FAX: 416 967 7150

STRUCTURAL ENGINEERS:
WSP CANTOR SEINUK
228 EAST 45th Street
New York, NY 10017 USA
TEL: 212 687 9888 FAX: 646 487 5501

MEP ENGINEERS:
AKF GROUP
165 Broadway, 22nd Floor
New York, NY 10006 USA
TEL: 212 354 5656 FAX: 212 354 5668

GEOTECHNICAL ENGINEERS:
Langan Engineering & Environmental Services
21 Penn Plaza - 360 West 31st Street, 8th Floor
New York, NY 10001-2727
TEL: 212 479 5400 FAX: 212 479 5444

CODE CONSULTANTS:
Construction Consulting Associates
100 Church Street
New York, NY 10007
TEL: 212 385 1818 FAX: 212 385 1911

CURTAINWALL CONSULTANT:
AJLP Consulting
40 Worth Street. Suite 826
New York, NY 10013
TEL: 212 757 5659 FAX: 646 219 8508

LANDMARK/PRESERVATION CONSULTANT:
Jan Hird Pokorny Associates, Inc.
39 West 37th Street, 12A
New York, NY 10018
TEL: 212 759 6462 FAX: 212 759 6540

No.	DESCRIPTION	DATE
1	D.O.B. SUBMISSION	05 DEC 14
2	CD PROGRESS ISSUE 2	19 DEC 14
3	D.O.B. SUBMISSION	18 FEB 15
4	CD PROGRESS ISSUE 3	09 MAR 15
	D.O.B. SUBMISSION	27 APR 15
5	CD PROGRESS ISSUE 4	01 JUN 15
6	CD PROGRESS ISSUE 5	10 AUG 15
	D.O.B. AMENDMENT 2	21 SEP 15

NOT FOR BID/CONSTRUCTION

Discrepancies must be reported immediately to the Architect before proceeding. Only figured dimensions are to be used. Contractors must check all dimensions on site. This drawing is protected by copyright.

ALL DIMENSIONS ARE SHOWN IN IMPERIAL.

CONSULTANT:
AAI ARCHITECTS, P.C.

PROJECT:
217 WEST 57TH STREET
NEW YORK, NY

DRAWING TITLE:
KIT-C (LV 29-45) KIT-A (LV 47-66)
PLANS AND ELEVATIONS

SEAL & SIGNATURE:
REGISTERED ARCHITECT WIEPKE DAVID JANSEN No. 028881 STATE OF NEW YORK

DATE:	05 DEC 14
PROJECT No:	1216-00
DRAWN: Author	REV: 6
CHK: Checker	
SCALE: As indicated	
DWG No:	A-955.01
DOB PAGE No:	511 of 569

DOB EMPLOYEE STAMP: | DOB B-SCAN:

FILE NAME: C:\Revit Local Files\EXTELL-865-AAI-TWR-CNF_hadlarim.rvt
PLOT DATE: 9/22/2015 1:12:56 PM

DEPT OF BLDGS 121328205 Job Number
ES180060823 Scan Code

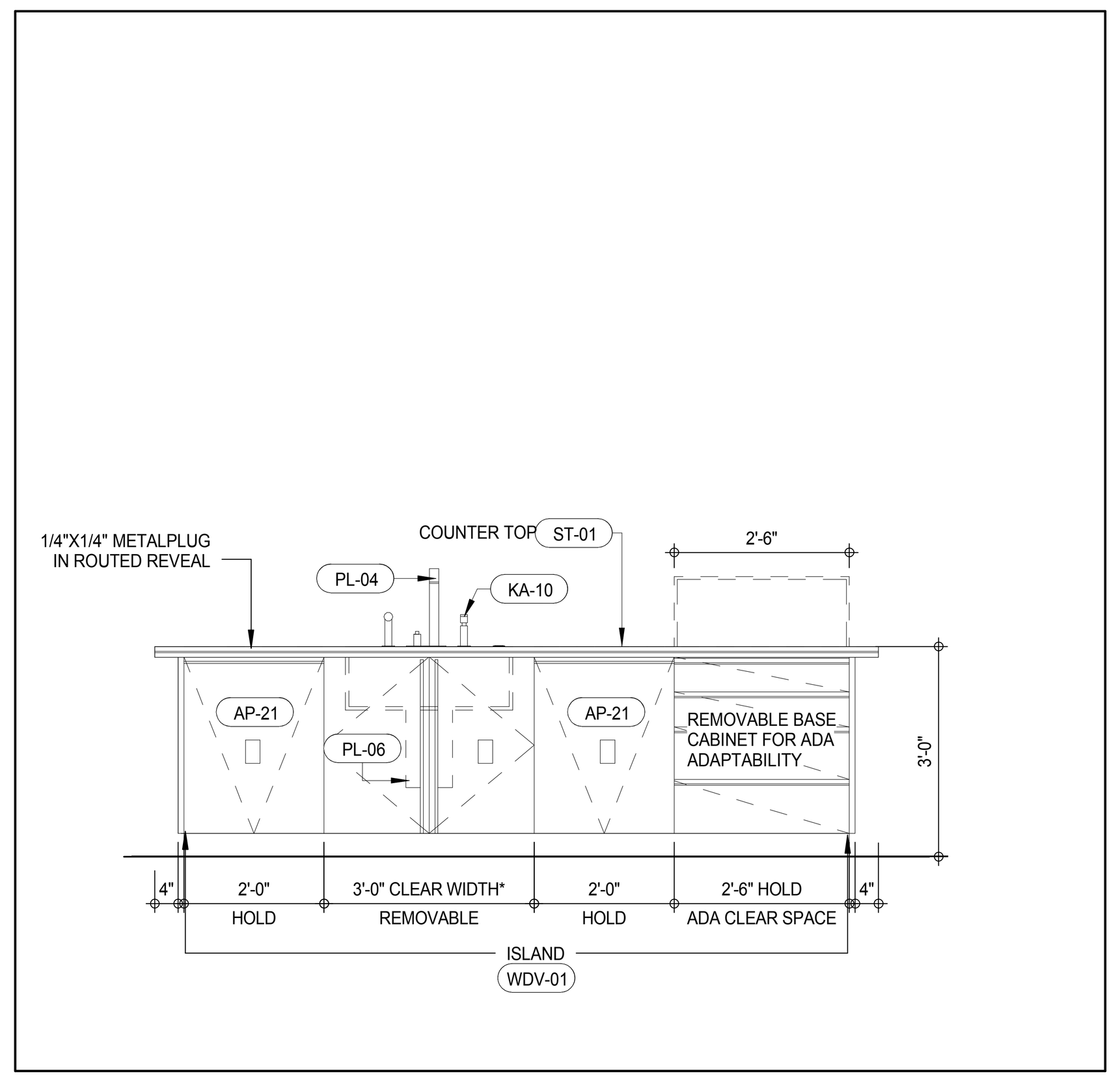

INTERIOR ELEVATION KIT-A (LEVEL 68) 16
A-956
1/2" = 1'-0"

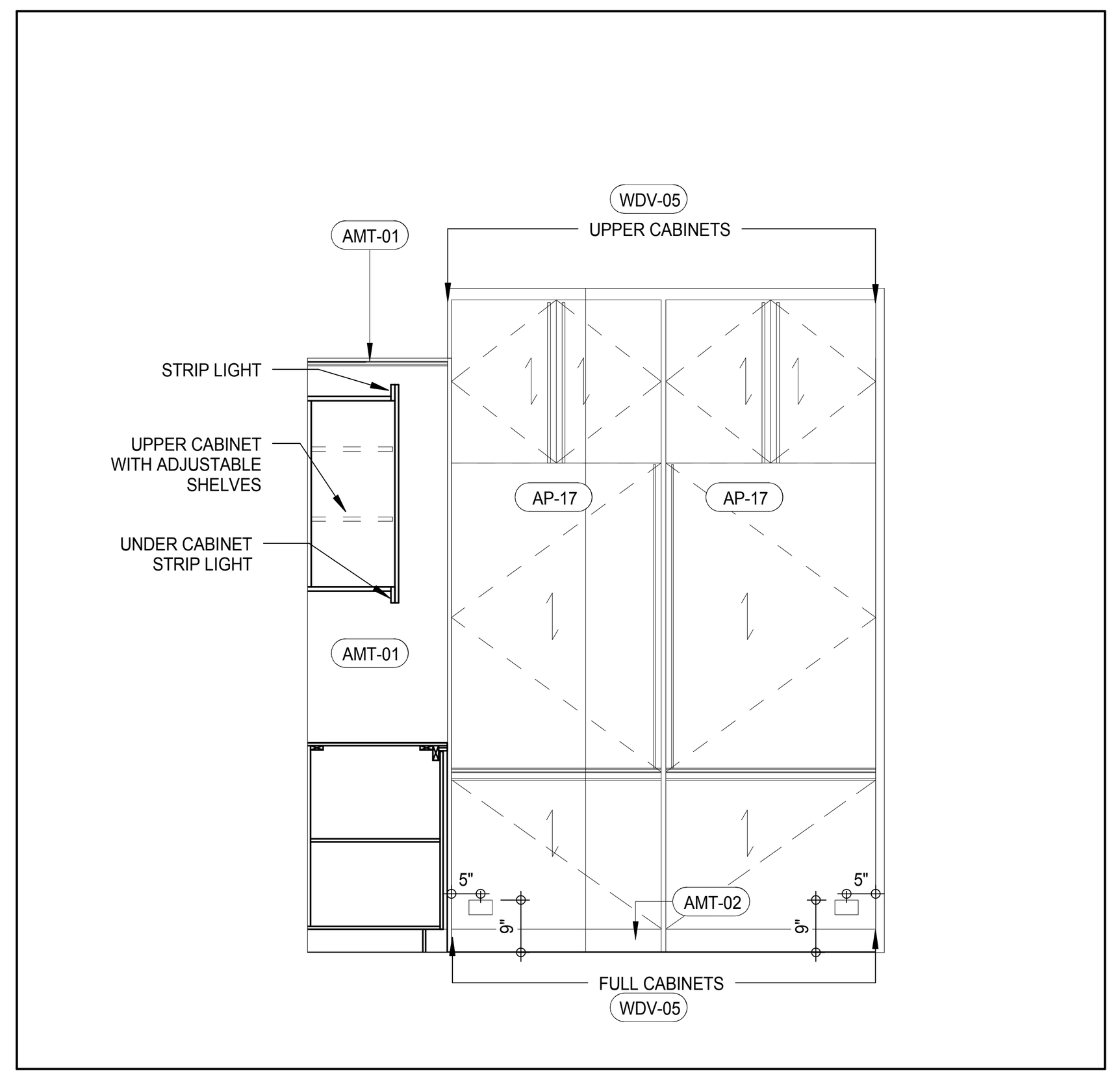

INTERIOR ELEVATION KIT-A (LEVEL 68) 12
A-956
1/2" = 1'-0"

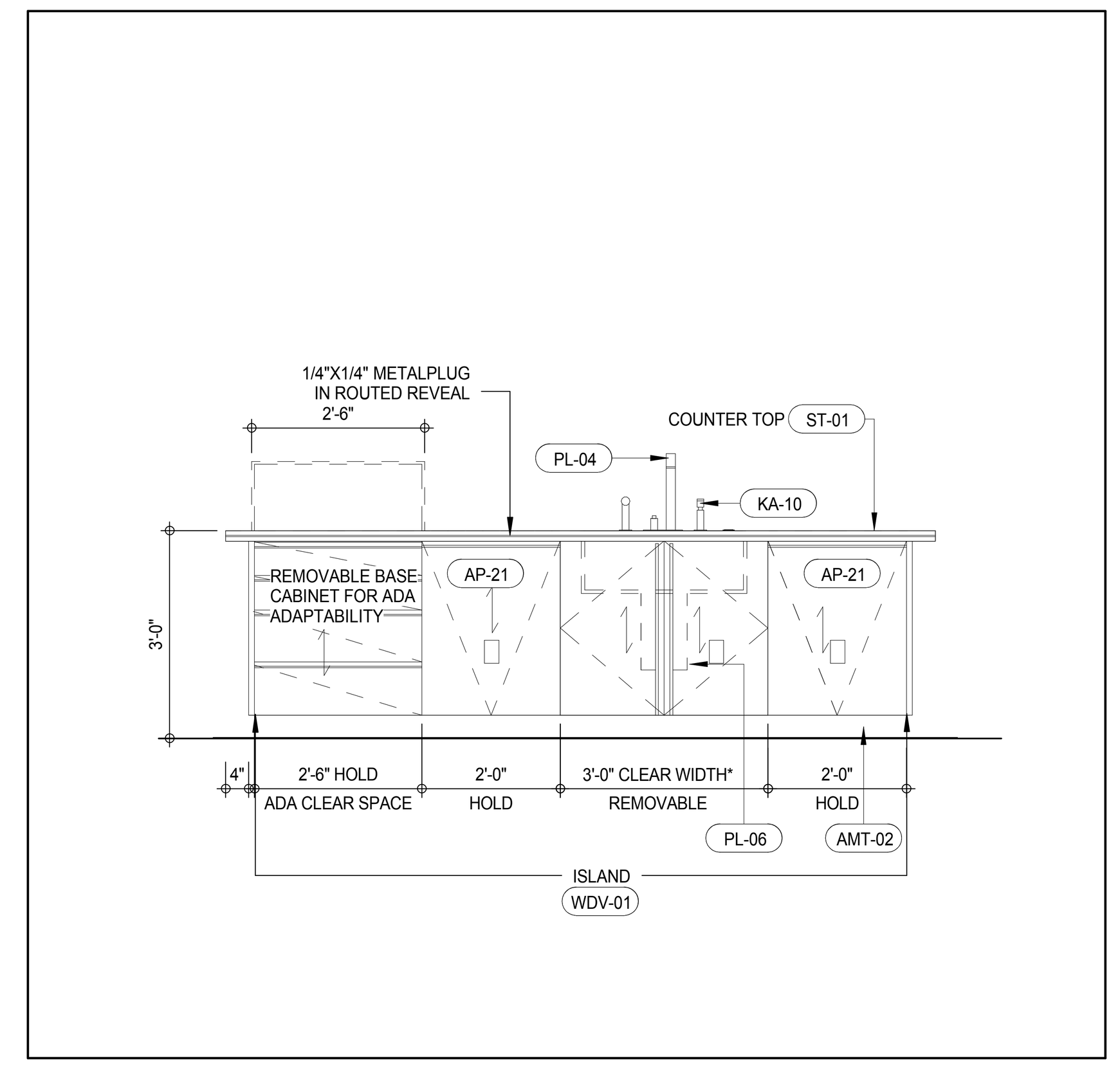

INTERIOR ELEVATION KIT-B (LEVEL 47-66) 8
A-956
1/2" = 1'-0"

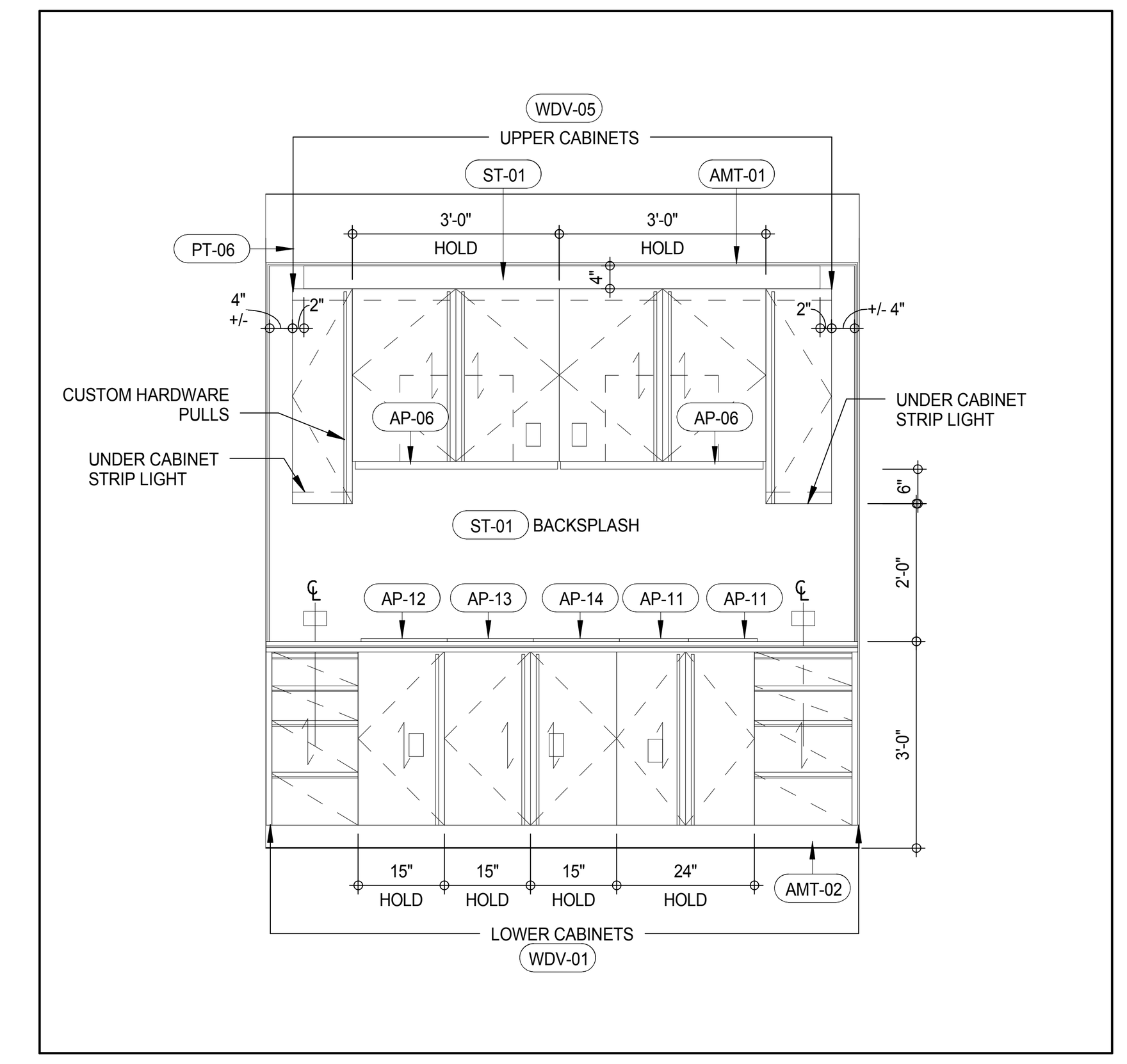

INTERIOR ELEVATION KIT-B (LEVEL 47-66) 4
A-956
1/2" = 1'-0"

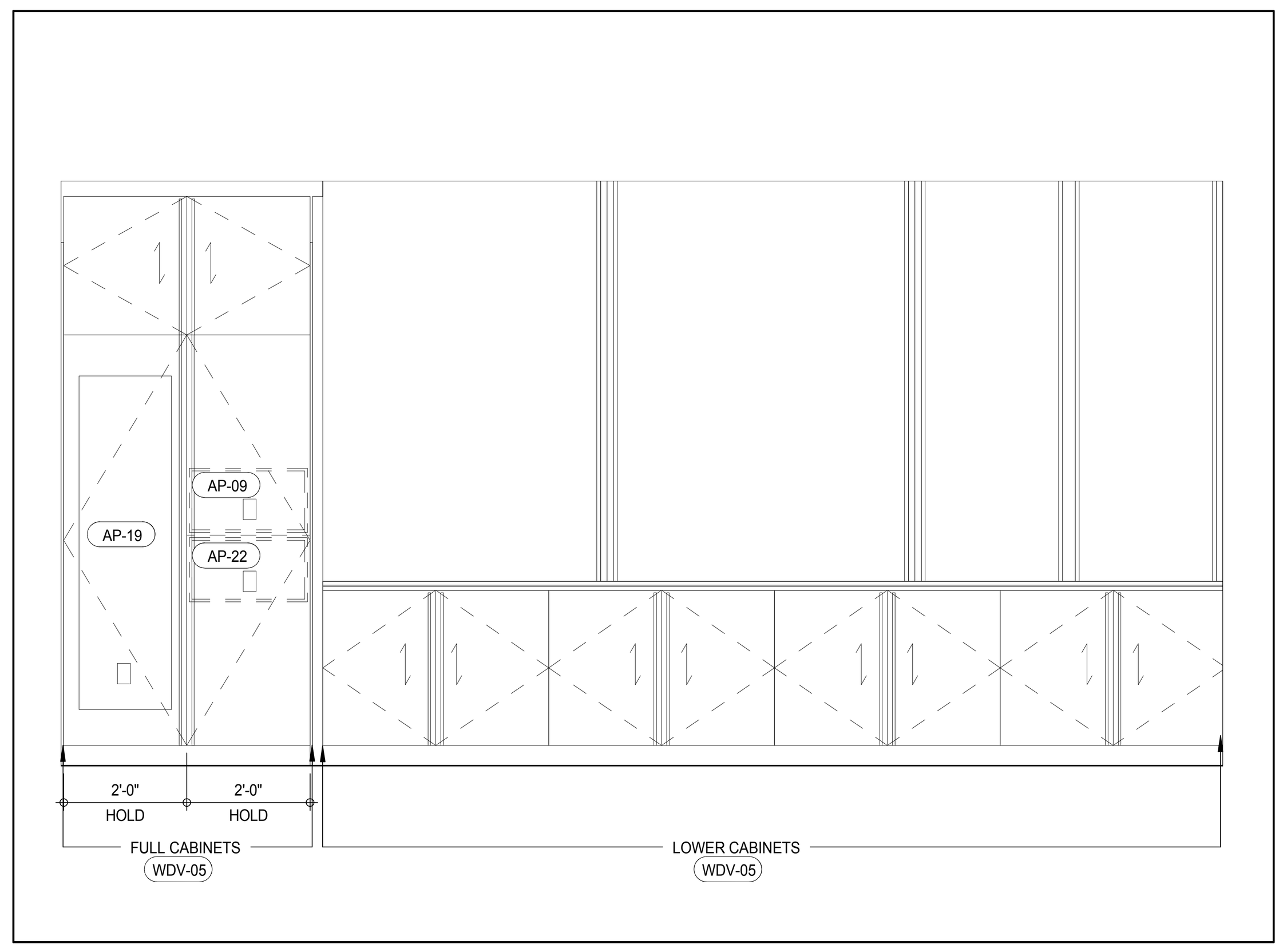

INTERIOR ELEVATION KIT-A (LEVEL 68) 15
A-956
1/2" = 1'-0"

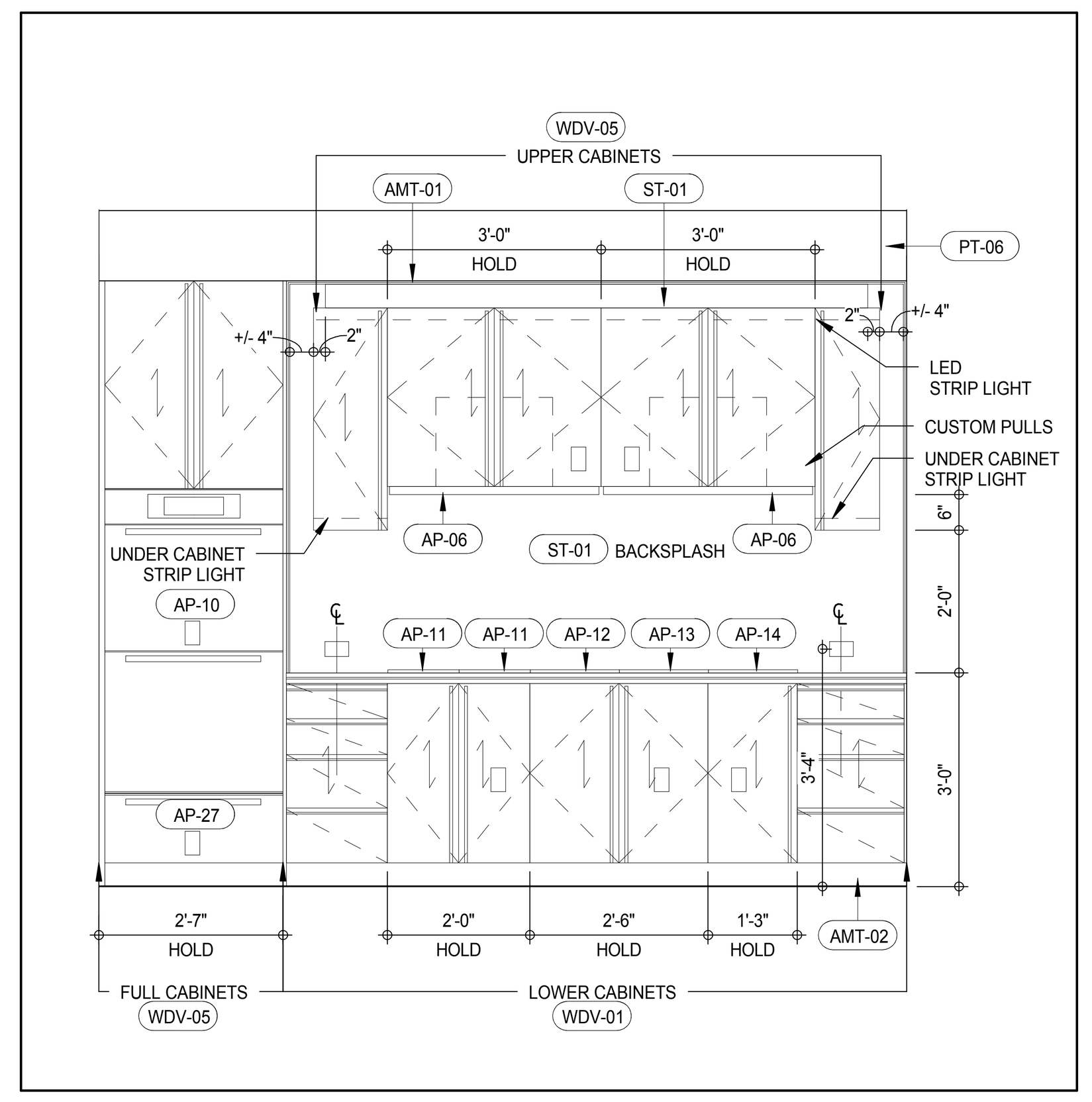

INTERIOR ELEVATION KIT-A (LEVEL 68) 11
A-956
1/2" = 1'-0"

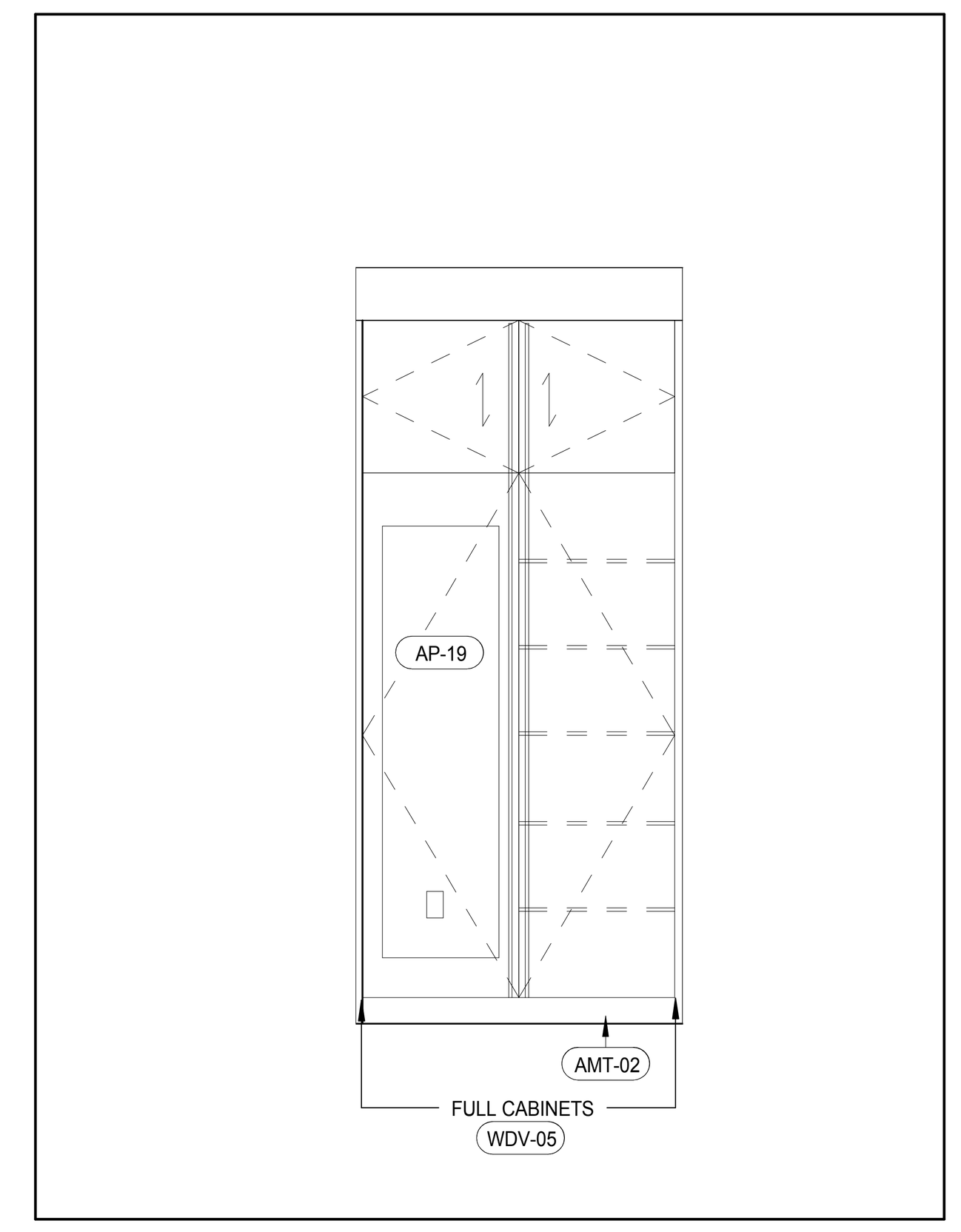

INTERIOR ELEVATION KIT-B (LEVEL 47-66) 7
A-956
1/2" = 1'-0"

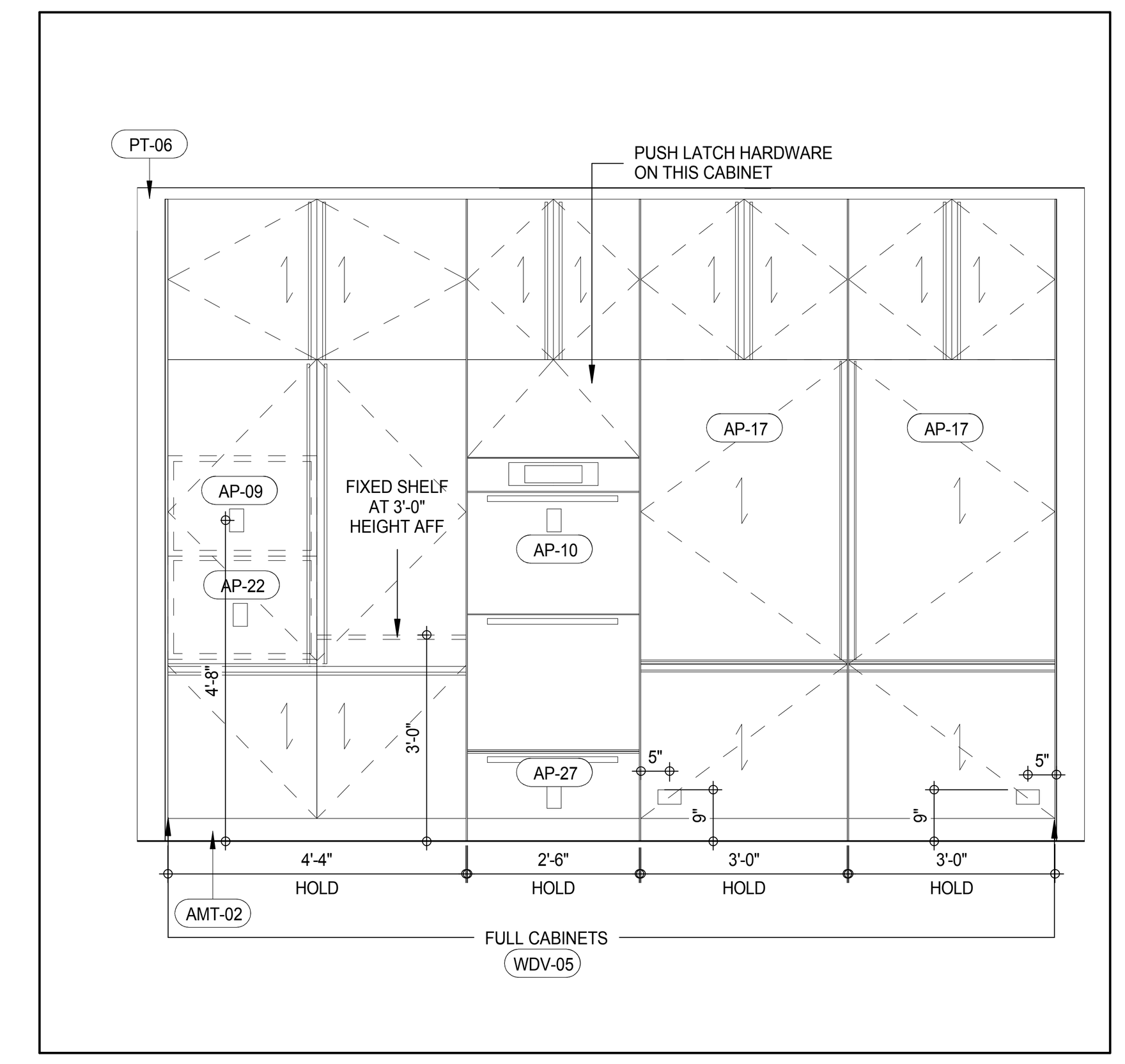

INTERIOR ELEVATION KIT-B (LEVEL 47-66) 3
A-956
1/2" = 1'-0"

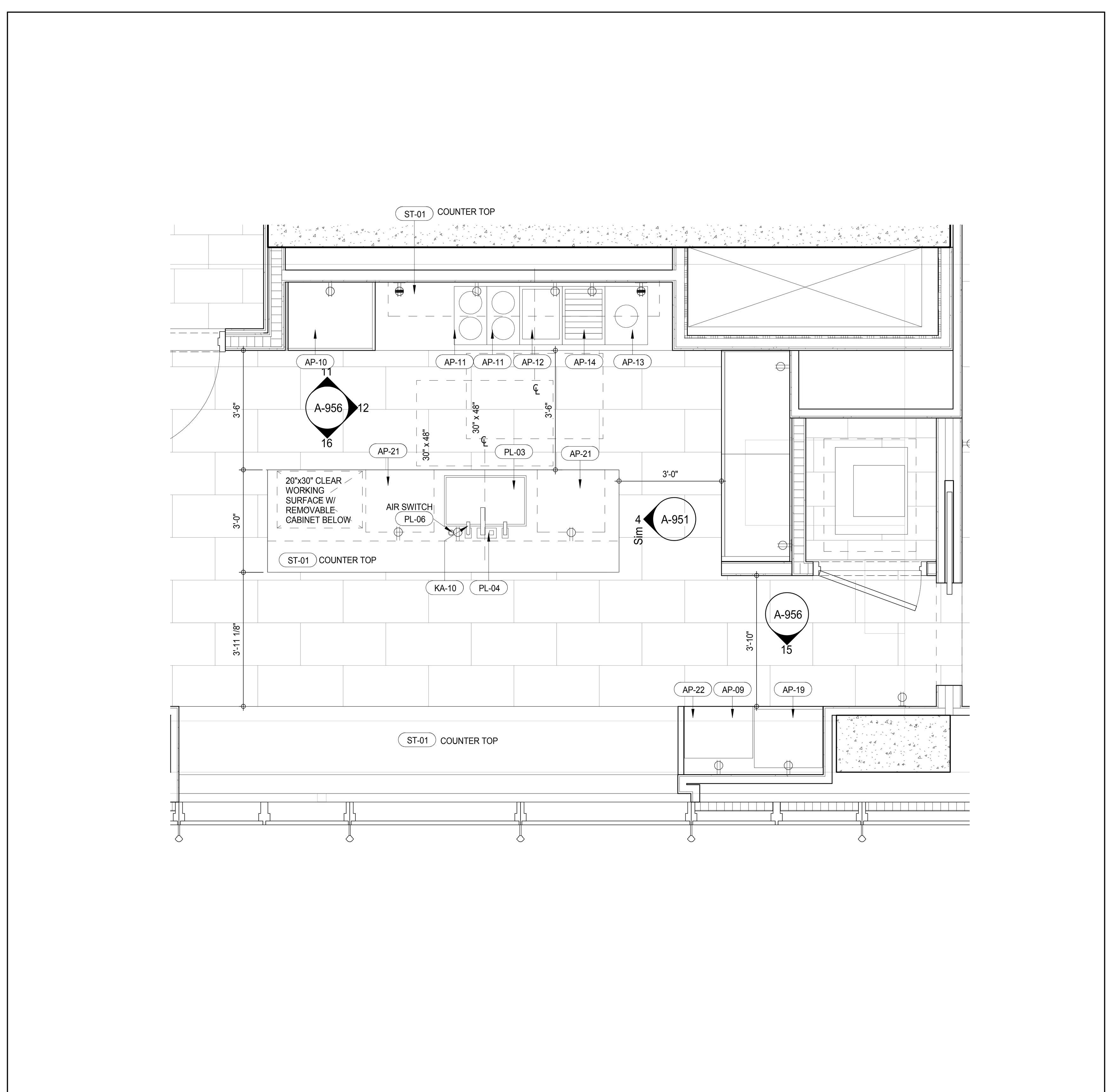

PLAN DETAIL KIT-A (LEVEL 69) 9
A-213
1/2" = 1'-0"

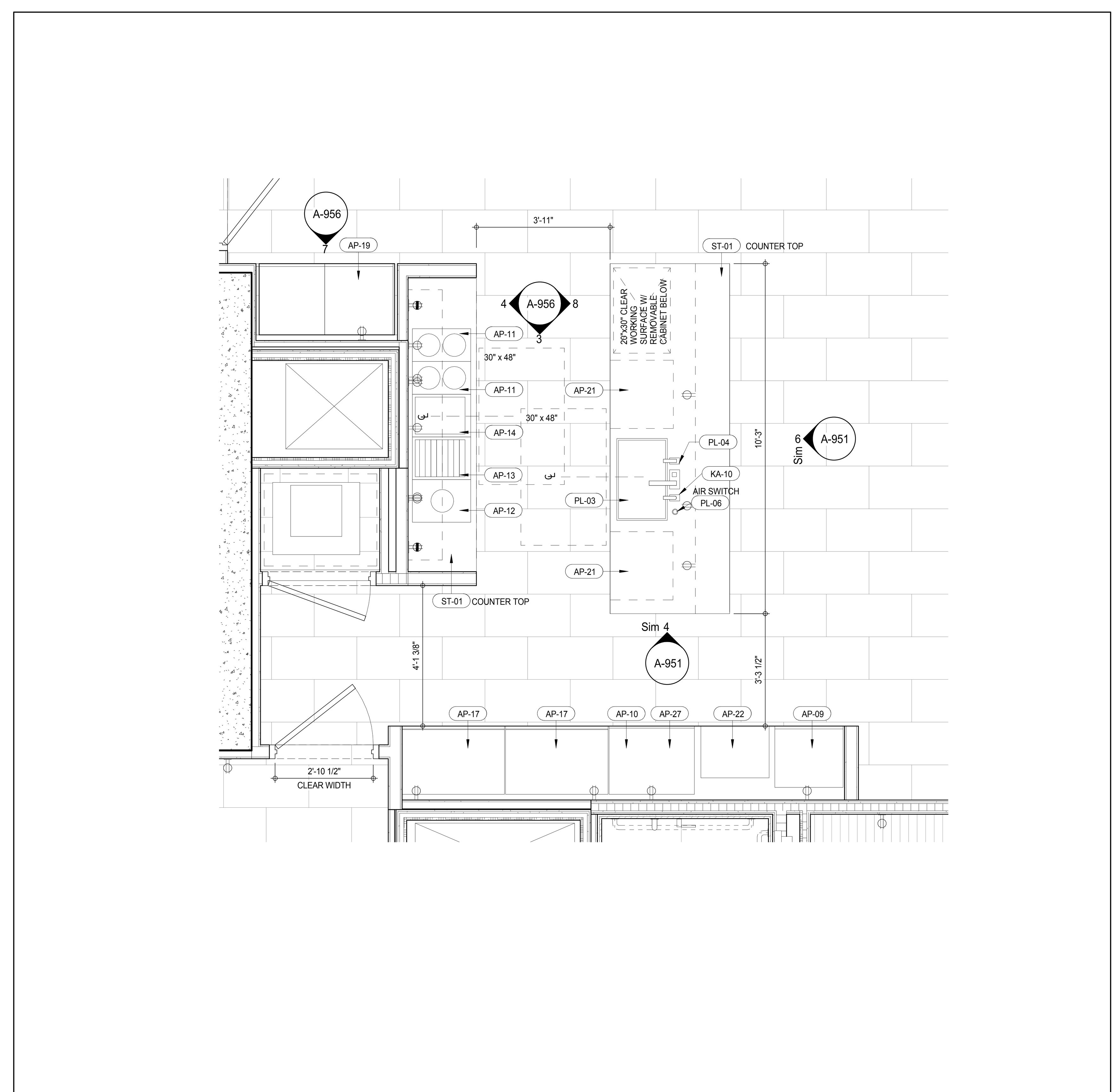

PLAN DETAIL KIT-B (LEVEL 47-66) 1
A-213
1/2" = 1'-0"

NOTE:
REMOVABLE BASE CABINET MUST BE ABLE TO BE REMOVED WITHOUT REMOVAL OR REPLACEMENT OF THE SINK. THE FLOOR FINISH MUST EXTENDS UNDER SUCH CABINETRY AND THE WALLS BEHIND AND SURROUNDING CABINETRY MUST BE FINISHED.

* CLEAR WIDTH MEANS CLEAR SPACE BETWEEN INTERIOR GABLES

SCHEME LEGEND

LEVEL	KITCHEN TYPE	FINISH SCHEME
47TH FLOOR	KIT-B	1
48TH FLOOR	KIT-B	2A
49TH FLOOR	KIT-B	2B
50TH FLOOR	KIT-B	1
51ST FLOOR	KIT-B	2A
52ND FLOOR	KIT-B	2B
53RD FLOOR	KIT-B	1
54TH FLOOR	KIT-B	2A
55TH FLOOR	KIT-B	2B
56TH FLOOR	KIT-B	1
57TH FLOOR	KIT-B	2A
58TH FLOOR	KIT-B	2B
59TH FLOOR	KIT-B	1
60TH FLOOR	KIT-B	2A
61ST FLOOR	KIT-B	2B
62ND FLOOR	KIT-B	1
63RD FLOOR	KIT-B	2A
64TH FLOOR	KIT-B	2B
65TH FLOOR	KIT-B	1
66TH FLOOR	KIT-B	2A
69TH FLOOR	KIT-A	2B

FINISHES SCHEME 1:		FINISHES SCHEME 2A:		FINISHES SCHEME 2B:	
IGL-01	IGL-01B	IGL-01	IGL-01A	IGL-01	IGL-01A
AMT-01	AMT-01B	AMT-01	AMT-01A	AMT-01	AMT-01A
ST-01	ST-01B	ST-01	ST-01A	ST-02	ST-01A
ST-02	ST-02B	ST-02	ST-02A1	ST-02	ST-02A2
ST-03	ST-03B	ST-03	ST-03A1	ST-03	ST-03A2
ST-07	ST-07B	ST-07	ST-07A	ST-07	ST-07A
ST-08	ST-02B	ST-08	ST-02A	ST-08	ST-02A
ST-09	ST-09B	ST-09	ST-09A	ST-09	ST-09A
ST-13	ST-13B	ST-13	ST-13A	ST-13	ST-13A
ST-14	ST-14B	ST-14	ST-14A	ST-14	ST-14A
ST-15	ST-15B	ST-15	ST-15A	ST-15	ST-15A
ST-28	ST-28B	ST-28	ST-28A	ST-28	ST-28A
WDF-01	WDF-01B	WDF-01	WDF-01A	WDF-01	WDF-01A
WDF-02	WDF-02B	WDF-02	WDF-02A	WDF-02	WDF-02A
WDV-01	WDV-01B	WDV-01	WDV-01A	WDV-01	WDV-01A
WDV-05	WDV-05B	WDV-05	WDF-05A	WDV-05	WDF-05A

KEYNOTE LEGEND:

TAG #	DESCRIPTION
AMT-01	
AMT-02	POLISHED STAINLESS STEEL
AP-06	36" BUILT-IN HOOD
AP-09	24" SPEED OVEN
AP-10	30" DOUBLE CONVECTION MICROWAVE OVEN
AP-11	DOUBLE GAS COMBI SET
AP-12	TEPAN YAKI COMBI SET
AP-13	WOK BURNER COMBI SET
AP-14	ELECTRIC BARBEQUE COMBI SET
AP-17	36" FULLY INTEGRATED REFRIGERATOR FREEZER
AP-19	24" INTEGRATED WINE STORAGE
AP-21	24" FULLY INTEGRATED DISHWASHER
AP-22	24" BUILT-IN COFFEE SYSTEM
AP-27	30" WARMING DRAWER
KA-10	LIQUID SOAP DISPENSER
PL-03	28" STAINLESS STEEL UNDERMOUNTED SINK
PL-04	POLISHED BRASS KITCHEN FAUCET WITH HANDSPRAY
PL-06	IN-SINK FOOD WASTE DISPOSER
PT-06	WALL PAINT
ST-01	STONE SLAB - POLISHED (ST-01A or ST-01B REFER TO SCHEME LEGEND)
WDV-01	
WDV-05	

/ISSUED AS: AI-707 - CD PROGRESS ISSUE 3 - 09 MAR 15/

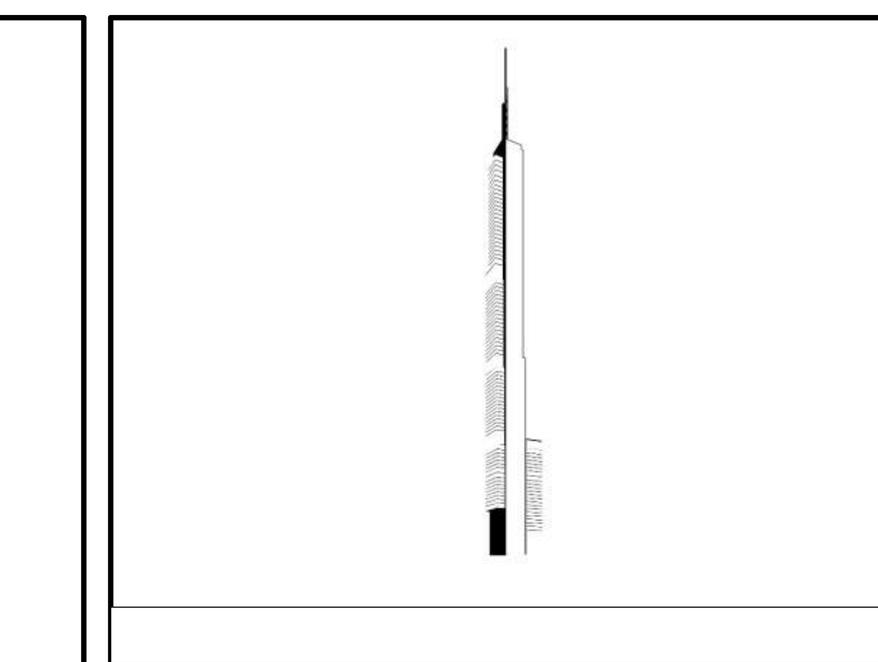

KEY PLAN:

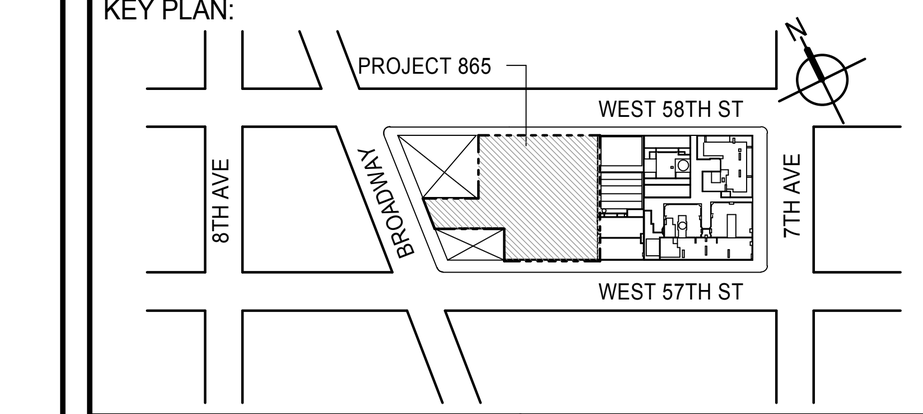

PROJECT NORTH
TRUE NORTH

DEVELOPER:
EXTELL DEVELOPMENT COMPANY
805 THIRD AVENUE, 7TH FLOOR
New York, NY 10022 USA
TEL: 212 712 6000 FAX: 212 712 6100

DESIGN ARCHITECT: Base Building Shell & Core
ADRIAN SMITH + GORDON GILL ARCHITECTURE
111 WEST MONROE STREET SUITE 2300
CHICAGO IL 60603
TEL: 312 920 1888 FAX: 312 920 1775

INTERIOR DESIGNER: Residential
Rottet Architecture and Design Studio, PLLC
298 Fifth Ave, 7th Floor
New York, NY 10001
TEL: 646 998 7000 FAX:

ARCHITECT OF RECORD: Base Building Shell, Core, & Residential
AAI ARCHITECTS, P.C.
401 Wellington St. W., 3rd Floor
Toronto, ON M5V 1E7 Canada
TEL: 416 967 1500 FAX: 416 967 7150

STRUCTURAL ENGINEERS:
WSP CANTOR SEINUK
228 EAST 45th Street
New York, NY 10017 USA
TEL: 212 687 9888 FAX: 646 487 5501

MEP ENGINEERS:
AKF GROUP
165 Broadway, 22nd Floor
New York, NY 10006 USA
TEL: 212 354 5656 FAX: 212 354 5668

GEOTECHNICAL ENGINEERS:
Langan Engineering & Environmental Services
21 Penn Plaza - 360 West 31st Street, 8th Floor
New York, NY 10001-2727
TEL: 212 479 5400 FAX: 212 479 5444

CODE CONSULTANTS:
Construction Consulting Associates
100 Church Street
New York, NY 10007
TEL: 212 385 1818 FAX: 212 385 1911

CURTAINWALL CONSULTANT:
AJLP Consulting
40 Worth Street. Suite 826
New York, NY 10013
TEL: 212 757 5659 FAX: 646 219 8508

LANDMARK/PRESERVATION CONSULTANT:
Jan Hird Pokorny Associates, Inc.
39 West 37th Street, 12A
New York, NY 10018
TEL: 212 759 6462 FAX: 212 759 6540

No.	DESCRIPTION	DATE
1	D.O.B. SUBMISSION	05 DEC 14
2	CD PROGRESS ISSUE 2	19 DEC 14
3	D.O.B. SUBMISSION	18 FEB 15
4	CD PROGRESS ISSUE 3	09 MAR 15
	D.O.B. SUBMISSION	27 APR 15
5	CD PROGRESS ISSUE 4	01 JUN 15
6	CD PROGRESS ISSUE 5	10 AUG 15
	D.O.B. AMENDMENT 2	21 SEP 15

NOT FOR BID/CONSTRUCTION

Discrepancies must be reported immediately to the Architect before proceeding. Only figured dimensions are to be used. Contractors must check all dimensions on site. This drawing is protected by copyright.

ALL DIMENSIONS ARE SHOWN IN IMPERIAL.

CONSULTANT:
AAI ARCHITECTS, P.C.

PROJECT:
217 WEST 57TH STREET
NEW YORK, NY

DRAWING TITLE:
KIT-B (LV 47-66) KIT-A (LV 68) PLANS AND ELEVATIONS

SEAL & SIGNATURE:



DATE:	05 DEC 14
PROJECT No:	1216-00
DRAWN: Author	REV: 6
CHK: Checker	
SCALE: As indicated	
DWG No:	**A-956.01**
DOB PAGE No:	512 of 569

DOB EMPLOYEE STAMP:
DOB B-SCAN:

36" x 48" Arch E -SHEET SIZE

FILE NAME: C:\Revit Local Files\EXTELL-865-AAI-TWR-CNF_hadlarim.rvt
PLOT DATE: 9/22/2015 1:13:35 PM

DEPT OF BLDGS 421263426 Job Number
E395435738B Scan Code

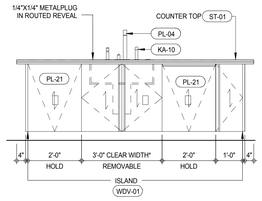

INTERIOR ELEVATION KIT-A (LEVEL 70-88) 8
A-957
1/2" = 1'-0"

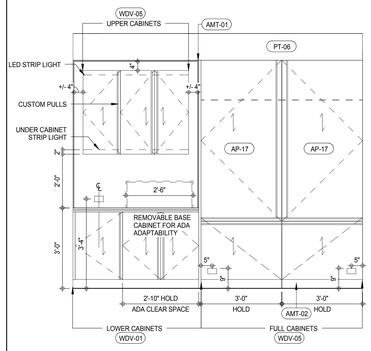

INTERIOR ELEVATION KIT-A (LEVEL 70-88) 4
A-957
1/2" = 1'-0"

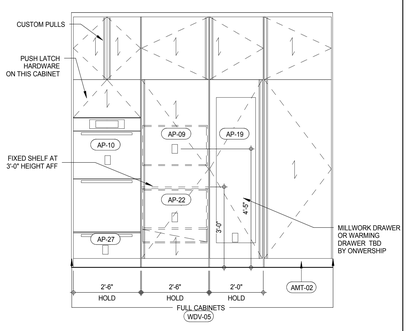

INTERIOR ELEVATION KIT-A (LEVEL 70-88) 7
A-957
1/2" = 1'-0"

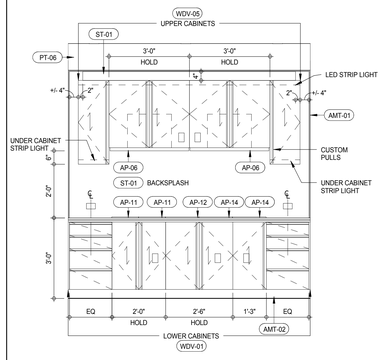

INTERIOR ELEVATION KIT-A (LEVEL 70-88) 3
A-957
1/2" = 1'-0"

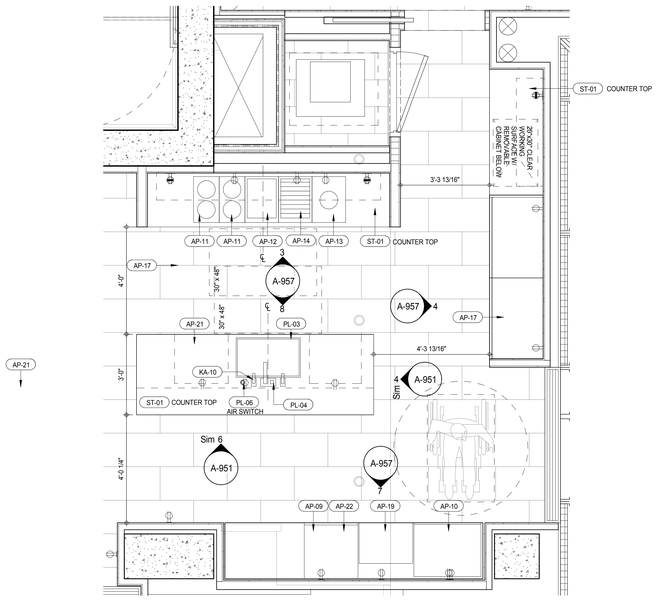

PLAN DETAIL KIT-A (LEVEL 70-88) 1
A-213
1/2" = 1'-0"

NOTE:
REMOVABLE BASE CABINET MUST BE ABLE TO BE REMOVED WITHOUT REMOVAL OR REPLACEMENT OF THE SINK, THE FLOOR FINISH MUST EXTENDS UNDER SUCH CABINETRY AND THE WALLS BEHIND AND SURROUNDING CABINETRY MUST BE FINISHED.

* CLEAR WIDTH MEANS CLEAR SPACE BETWEEN INTERIOR GABLES

SCHEME LEGEND

LEVEL	KITCHEN TYPE	FINISH SCHEME
70TH FLOOR	KIT-A	2B
71ST FLOOR	KIT-A	1
72ND FLOOR	KIT-A	2A
73RD FLOOR	KIT-A	2B
74TH FLOOR	KIT-A	1
75TH FLOOR	KIT-A	2A
76TH FLOOR	KIT-A	2B
77TH FLOOR	KIT-A	1
78TH FLOOR	KIT-A	2A
79TH FLOOR	KIT-A	2B
80TH FLOOR	KIT-A	1
81ST FLOOR	KIT-A	2A
82ND FLOOR	KIT-A	2B
83RD FLOOR	KIT-A	1
84TH FLOOR	KIT-A	2A
85TH FLOOR	KIT-A	2B
86TH FLOOR	KIT-A	1
87TH FLOOR	KIT-A	2A
88TH FLOOR	KIT-A	2B

FINISHES SCHEME 1:		FINISHES SCHEME 2A:		FINISHES SCHEME 2B:	
IGL-01	IGL-01B	IGL-01	IGL-01A	IGL-01	IGL-01A
AMT-01	AMT-01B	AMT-01	AMT-01A	AMT-01	AMT-01A
ST-01	ST-01B	ST-01	ST-01A	ST-02	ST-01A
ST-02	ST-02B	ST-02	ST-02A1	ST-02	ST-02A2
ST-03	ST-03B	ST-03	ST-03A1	ST-03	ST-03A2
ST-07	ST-07B	ST-07	ST-07A	ST-07	ST-07A
ST-08	ST-02B	ST-08	ST-02A	ST-08	ST-02A
ST-09	ST-09B	ST-09	ST-09A	ST-09	ST-09A
ST-13	ST-13B	ST-13	ST-13A	ST-13	ST-13A
ST-14	ST-14B	ST-14	ST-14A	ST-14	ST-14A
ST-15	ST-15B	ST-15	ST-15A	ST-15	ST-15A
ST-28	ST-28B	ST-28	ST-28A	ST-28	ST-28A
WDF-01	WDF-01B	WDF-01	WDF-01A	WDF-01	WDF-01A
WDF-02	WDF-02B	WDF-02	WDF-02A	WDF-02	WDF-02A
WDV-01	WDV-01B	WDV-01	WDV-01A	WDV-01	WDV-01A
WDV-05	WDV-05B	WDV-05	WDF-05A	WDV-05	WDF-05A

KEYNOTE LEGEND:

TAG #	DESCRIPTION
AMT-01	
AMT-02	POLISHED STAINLESS STEEL
AP-06	36" BUILT-IN HOOD
AP-09	24" SPEED OVEN
AP-10	30" DOUBLE CONVECTION MICROWAVE OVEN
AP-11	DOUBLE GAS COMBI SET
AP-12	TEPAN YAKI COMBI SET
AP-13	WOK BURNER COMBI SET
AP-14	ELECTRIC BARBEQUE COMBI SET
AP-17	36" FULLY INTEGRATED REFRIGERATOR FREEZER
AP-19	24" INTEGRATED WINE STORAGE
AP-21	24" FULLY INTEGRATED DISHWASHER
AP-22	24" BUILT-IN COFFEE SYSTEM
AP-27	30" WARMING DRAWER
KA-10	LIQUID SOAP DISPENSER
PL-03	28" STAINLESS STEEL UNDERMOUNTED SINK
PL-04	POLISHED BRASS KITCHEN FAUCET WITH HANDSPRAY
PL-06	IN-SINK FOOD WASTE DISPOSER
PL-21	ST-HANDSHOWER ON SLIDE BAR
PT-06	WALL PAINT
ST-01	STONE SLAB - POLISHED (ST-01A or ST-01B REFER TO SCHEME LEGEND)
WDV-01	
WDV-05	

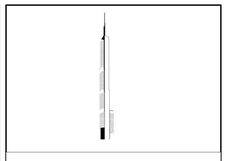

KEY PLAN:

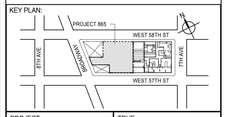

PROJECT NORTH:

TRUE NORTH

DEVELOPER:
EXTELL DEVELOPMENT COMPANY
805 THIRD AVENUE, 7TH FLOOR
New York, NY 10022 USA
TEL: 212 712 6000 FAX: 212 712 6100

DESIGN ARCHITECT: Base Building Shell & Core
ADRIAN SMITH + GORDON GILL ARCHITECTURE
111 WEST MONROE STREET SUITE 2300
CHICAGO IL 60603
TEL: 312 920 1888 FAX: 312 920 1775

INTERIOR DESIGNER: Residential
Rottet Architecture and Design Studio, PLLC
298 Fifth Ave, 7th Floor
New York, NY 10001
TEL: 646 998 7000 FAX:

ARCHITECT OF RECORD: Base Building Shell, Core, & Residential
AAI ARCHITECTS, P.C.
401 Wellington St. W., 3rd Floor
Toronto, ON M5V 1E7 Canada
TEL: 416 967 1500 FAX: 416 967 7150

STRUCTURAL ENGINEERS:
WSP CANTOR SEINUK
228 EAST 45th Street
New York, NY 10017 USA
TEL: 212 687 9888 FAX: 646 487 5501

MEP ENGINEERS:
AKF GROUP
165 Broadway, 22nd Floor
New York, NY 10006 USA
TEL: 212 354 5656 FAX: 212 354 5668

GEOTECHNICAL ENGINEERS:
Langan Engineering & Environmental Services
21 Penn Plaza - 360 West 31st Street, 8th Floor
New York, NY 10001-2727
TEL: 212 479 5400 FAX: 212 479 5444

CODE CONSULTANTS:
Construction Consulting Associates
100 Church Street
New York, NY 10007
TEL: 212 385 1818 FAX: 212 385 1911

CURTAINWALL CONSULTANT:
AJLP Consulting
40 Worth Street. Suite 826
New York, NY 10013
TEL: 212 757 5659 FAX: 646 219 8508

LANDMARK/PRESERVATION CONSULTANT:
Jan Hird Pokorny Associates, Inc.
39 West 37th Street, 12A
New York, NY 10018
TEL: 212 759 6462 FAX: 212 759 6540

No.	DESCRIPTION	DATE
1	D.O.B. SUBMISSION	05 DEC 14
2	CD PROGRESS ISSUE 2	19 DEC 14
3	D.O.B. SUBMISSION	18 FEB 15
4	CD PROGRESS ISSUE 3	09 MAR 15
	D.O.B. SUBMISSION	27 APR 15
5	CD PROGRESS ISSUE 4	01 JUN 15
6	CD PROGRESS ISSUE 5	10 AUG 15
	D.O.B. AMENDMENT 2	21 SEP 15

/ISSUED AS: A1-708 - CD PROGRESS ISSUE 3 - 09 MAR 15/

NOT FOR BID/CONSTRUCTION

Discrepancies must be reported immediately to the Architect before proceeding. Only figured dimensions are to be used. Contractors must check all dimensions on site. This drawing is protected by copyright.

ALL DIMENSIONS ARE SHOWN IN IMPERIAL.

CONSULTANT:
AAI ARCHITECTS, P.C.

PROJECT:
217 WEST 57TH STREET
NEW YORK, NY

DRAWING TITLE:
KIT-A (LV 70-88) PLANS AND ELEVATIONS

SEAL & SIGNATURE:



DATE:	05 DEC 14
PROJECT No:	1216-00
DRAWN: Author	REV:
CHK: Checker	6
SCALE: As indicated	
DWG No:	A-957.01
DOB PAGE No:	513 of 569

DOB EMPLOYEE STAMP:

DOB B-SCAN:

36" x 48" Arch E SHEET SIZE
FILE NAME: C:\Revit Local Files\EXTELL-865-AAI-TWR-CNF_Jarrett.rvt
PLOT DATE: 9/22/2015 1:40:03 PM

DEPT OF BLDGS 421208305 Job Number
E399305313175 Scan Code

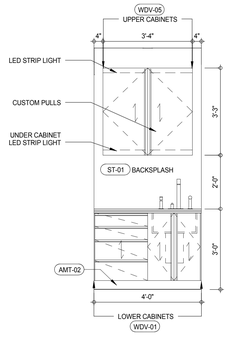

INTERIOR ELEVATION BUTLER'S PANTRY (LEVEL 20) 12
A-958
1/2" = 1'-0"

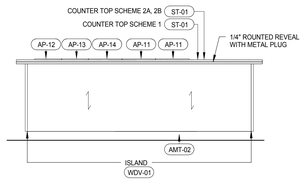

KIT-A ELEVATION (LEVEL 89) 8
A-958
1/2" = 1'-0"

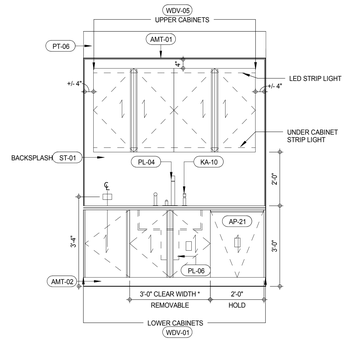

INTERIOR ELEVATION KIT-A (LEVEL 89) 4
A-958
1/2" = 1'-0"

NOTE:
REMOVABLE BASE CABINET MUST BE ABLE TO BE REMOVED WITHOUT REMOVAL OR REPLACEMENT OF THE SINK, THE FLOOR FINISH MUST EXTEND UNDER SUCH CABINETRY AND THE WALLS BEHIND AND SURROUNDING CABINETRY MUST BE FINISHED.

* CLEAR WIDTH MEANS CLEAR SPACE BETWEEN INTERIOR GABLES

SCHEME LEGEND

LEVEL	KITCHEN TYPE	FINISH SCHEME
89TH FLOOR	KIT-A	1
90TH FLOOR		1
91ST FLOOR		2A
92ND FLOOR		2A
93RD FLOOR		2A

FINISHES SCHEME 1:		FINISHES SCHEME 2A:		FINISHES SCHEME 2B:	
IGL-01	IGL-01B	IGL-01	IGL-01A	IGL-01	IGL-01A
AMT-01	AMT-01B	AMT-01	AMT-01A	AMT-01	AMT-01A
ST-01	ST-01B	ST-01	ST-01A	ST-02	ST-01A
ST-02	ST-02B	ST-02	ST-02A1	ST-02	ST-02A2
ST-03	ST-03B	ST-03	ST-03A1	ST-03	ST-03A2
ST-07	ST-07B	ST-07	ST-07A	ST-07	ST-07A
ST-08	ST-02B	ST-08	ST-02A	ST-08	ST-02A
ST-09	ST-09B	ST-09	ST-09A	ST-09	ST-09A
ST-13	ST-13B	ST-13	ST-13A	ST-13	ST-13A
ST-14	ST-14B	ST-14	ST-14A	ST-14	ST-14A
ST-15	ST-15B	ST-15	ST-15A	ST-15	ST-15A
ST-28	ST-28B	ST-28	ST-28A	ST-28	ST-28A
WDF-01	WDF-01B	WDF-01	WDF-01A	WDF-01	WDF-01A
WDF-02	WDF-02B	WDF-02	WDF-02A	WDF-02	WDF-02A
WDV-01	WDV-01B	WDV-01	WDV-01A	WDV-01	WDV-01A
WDV-05	WDV-05B	WDV-05	WDF-05A	WDV-05	WDF-05A

KEYNOTE LEGEND:

TAG #	DESCRIPTION
AMT-01	
AMT-02	POLISHED STAINLESS STEEL
AP-09	24" SPEED OVEN
AP-10	30" DOUBLE CONVECTION MICROWAVE OVEN
AP-11	DOUBLE GAS COMBI SET
AP-12	TEPAN YAKI COMBI SET
AP-13	WOK BURNER COMBI SET
AP-14	ELECTRIC BARBEQUE COMBI SET
AP-17	36" FULLY INTEGRATED REFRIGERATOR FREEZER
AP-19	24" INTEGRATED WINE STORAGE
AP-21	24" FULLY INTEGRATED DISHWASHER
AP-22	24" BUILT-IN COFFEE SYSTEM
AP-27	30" WARMING DRAWER
AP-31	36" DOWNDRAFT VENTILATION
KA-10	LIQUID SOAP DISPENSER
PL-03	28" STAINLESS STEEL UNDERMOUNTED SINK
PL-04	POLISHED BRASS KITCHEN FAUCET WITH HANDSPRAY
PL-06	IN-SINK FOOD WASTE DISPOSER
PT-06	WALL PAINT
ST-01	STONE SLAB - POLISHED (ST-01A or ST-01B REFER TO SCHEME LEGEND)
WDV-01	
WDV-05	

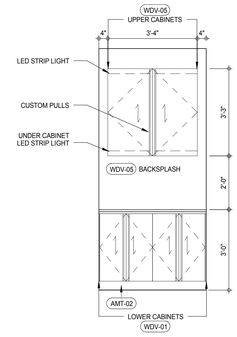

INTERIOR ELEVATION BUTLER'S PANTRY (LEVEL 20) 11
A-958
1/2" = 1'-0"

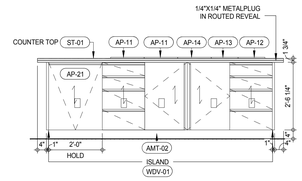

INTERIOR ELEVATION KIT-A (LEVEL 89) 7
A-958
1/2" = 1'-0"

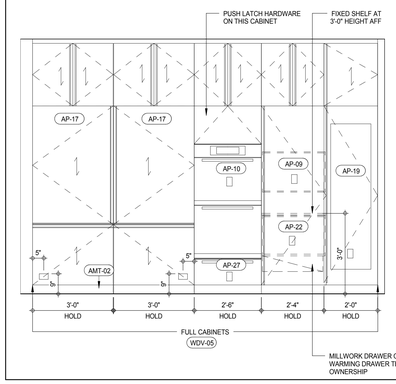

INTERIOR ELEVATION KIT-A (LEVEL 89) 3
A-958
1/2" = 1'-0"

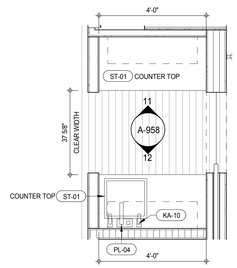

PLAN DETAIL BUTLER'S PANTRY (LEVEL 20) 10
A-202
1/2" = 1'-0"

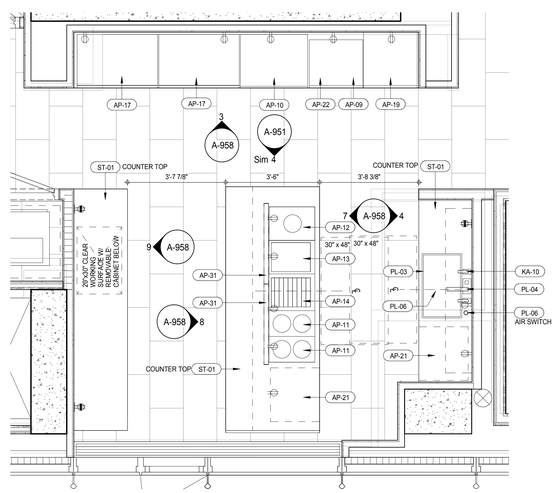

PLAN DETAIL KIT-A (LEVEL 89) 1
A-214
1/2" = 1'-0"

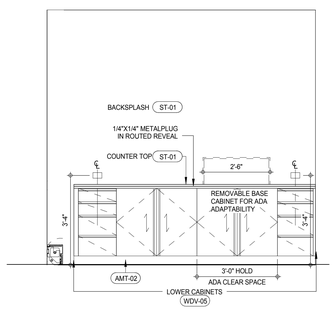

INTERIOR ELEVATION KIT-A (LEVEL 89) 9
A-958
1/2" = 1'-0"



KEY PLAN:

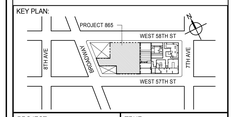

PROJECT NORTH:

TRUE NORTH

DEVELOPER:
EXTELL DEVELOPMENT COMPANY
805 THIRD AVENUE, 7TH FLOOR
New York, NY 10022 USA
TEL: 212 712 6000 FAX: 212 712 6100

DESIGN ARCHITECT: Base Building Shell & Core
ADRIAN SMITH + GORDON GILL ARCHITECTURE
111 WEST MONROE STREET SUITE 2300
CHICAGO IL 60603
TEL: 312 920 1888 FAX: 312 920 1775

INTERIOR DESIGNER: Residential
Rottet Architecture and Design Studio, PLLC
298 Fifth Ave, 7th Floor
New York, NY 10001
TEL: 646 998 7000 FAX:

ARCHITECT OF RECORD: Base Building Shell, Core, & Residential
AAI ARCHITECTS, P.C.
401 Wellington St. W., 3rd Floor
Toronto, ON M5V 1E7 Canada
TEL: 416 967 1500 FAX: 416 967 7150

STRUCTURAL ENGINEERS:
WSP CANTOR SEINUK
228 EAST 45th Street
New York, NY 10017 USA
TEL: 212 687 9888 FAX: 646 487 5501

MEP ENGINEERS:
AKF GROUP
165 Broadway, 22nd Floor
New York, NY 10006 USA
TEL: 212 354 5656 FAX: 212 354 5668

GEOTECHNICAL ENGINEERS:
Langan Engineering & Environmental Services
21 Penn Plaza - 360 West 31st Street, 8th Floor
New York, NY 10001-2727
TEL: 212 479 5400 FAX: 212 479 5444

CODE CONSULTANTS:
Construction Consulting Associates
100 Church Street
New York, NY 10007
TEL: 212 385 1818 FAX: 212 385 1911

CURTAINWALL CONSULTANT:
AJLP Consulting
40 Worth Street. Suite 826
New York, NY 10013
TEL: 212 757 5659 FAX: 646 219 8508

LANDMARK/PRESERVATION CONSULTANT:
Jan Hird Pokorny Associates, Inc.
39 West 37th Street, 12A
New York, NY 10018
TEL: 212 759 6462 FAX: 212 759 6540

No.	DESCRIPTION	DATE
1	D.O.B. SUBMISSION	05 DEC 14
2	CD PROGRESS ISSUE 2	19 DEC 14
3	D.O.B. SUBMISSION	18 FEB 15
4	CD PROGRESS ISSUE 3	09 MAR 15
	D.O.B. SUBMISSION	27 APR 15
5	CD PROGRESS ISSUE 4	01 JUN 15
6	CD PROGRESS ISSUE 5	10 AUG 15
	D.O.B. AMENDMENT 2	21 SEP 15

/ISSUED AS: AI-709 - CD PROGRESS ISSUE 3 - 09 MAR 15/

NOT FOR BID/CONSTRUCTION

Discrepancies must be reported immediately to the Architect before proceeding. Only figured dimensions are to be used. Contractors must check all dimensions on site. This drawing is protected by copyright.

ALL DIMENSIONS ARE SHOWN IN IMPERIAL.

CONSULTANT:
AAI ARCHITECTS, P.C.

PROJECT:
217 WEST 57TH STREET
NEW YORK, NY

DRAWING TITLE:
KIT-A (LV 89) BUTLER'S PANTRY (LV 20) PLANS AND ELEVATIONS

SEAL & SIGNATURE:
REGISTERED ARCHITECT ADRIAN DAVID SMITH 026885 STATE OF NEW YORK

DATE:	05 DEC 14
PROJECT No:	1216-00
DRAWN: Author	REV:
CHK. Checker	6
SCALE: As indicated	
DWG No:	A-958.01
DOB PAGE No:	514 of 569

DOB EMPLOYEE STAMP:
DOB B-SCAN:

36" x 48" Arch E SHEET SIZE
FILE NAME: C:\Revit Local Files\EXTELL-865-AAI-TWR-CNF_Jupiterin.rvt
PLOT DATE: 9/28/2015 1:14:38 PM

DEPT OF BLDGS 421206305 Job Number
E396295758S Scan Code

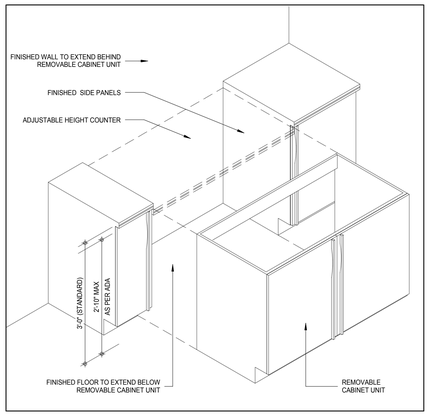

RESIDENTIAL KITCHEN ADJUSTABLE HEIGHT COUNTER (6)

3/4" = 1'-0"

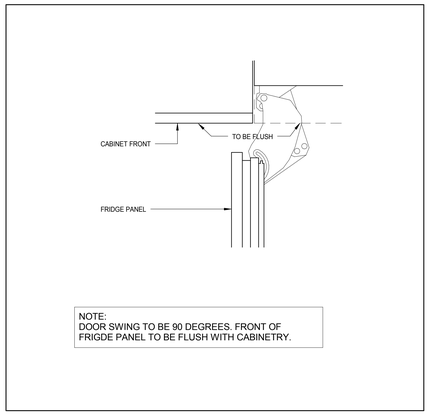

NOTE:
DOOR SWING TO BE 90 DEGREES. FRONT OF FRIGDE PANEL TO BE FLUSH WITH CABINETRY.

RESIDENTIAL KITCHEN FRIDGE DOOR SWING DETAIL (5)

3" = 1'-0"

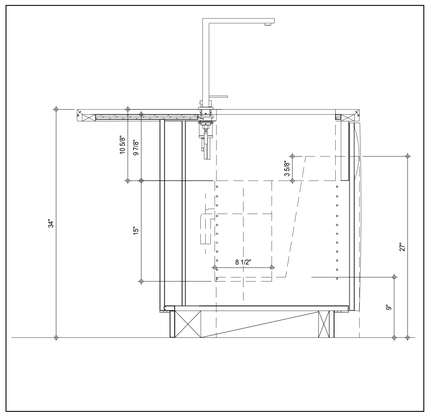

ACCESSIBLE KITCHEN ISLAND SINK SECTION DETAIL (4)

1 1/2" = 1'-0"

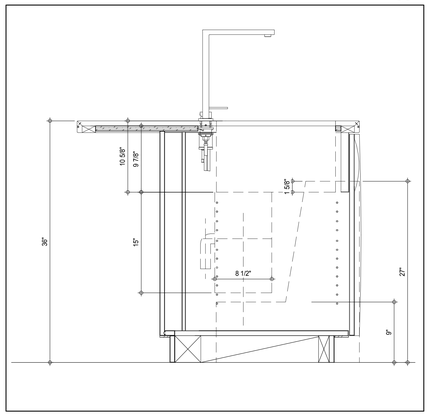

KITCHEN ISLAND SINK SECTION DETAIL (3)

1 1/2" = 1'-0"

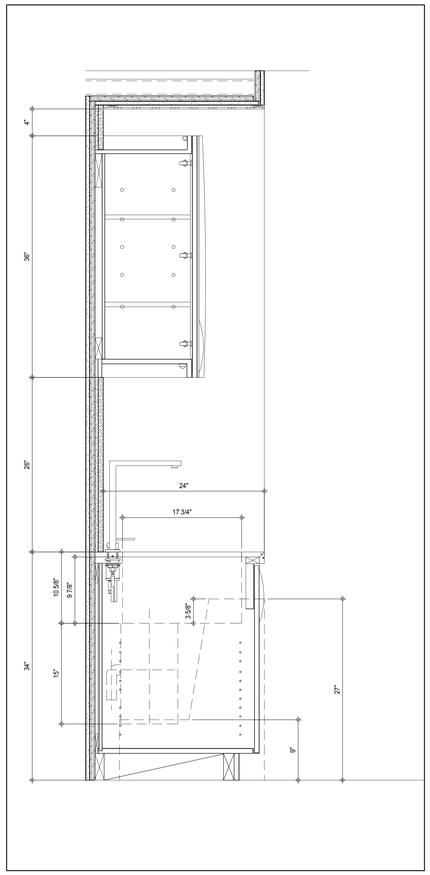

ACCESSIBLE CABINET KITCHEN SINK SECTION DETAIL (2)

1 1/2" = 1'-0"

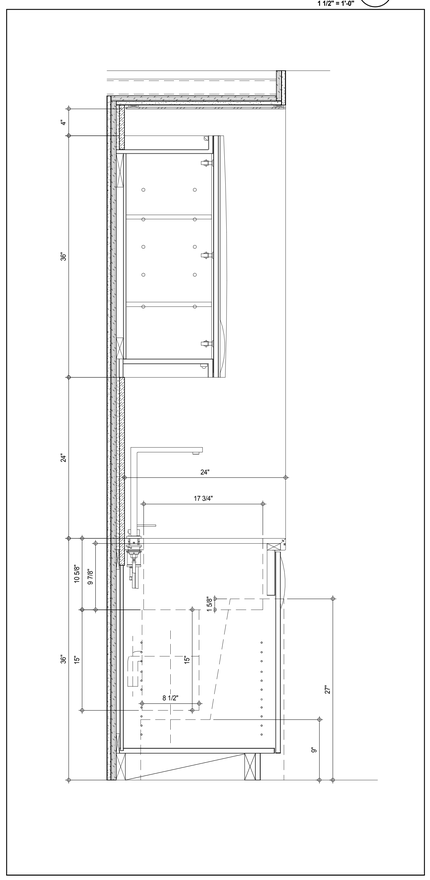

KITCHEN CABINET SINK SECTION DETAIL (1)

1 1/2" = 1'-0"

NOTE:
REMOVABLE BASE CABINET MUST BE ABLE TO BE REMOVED WITHOUT REMOVAL OR REPLACEMENT OF THE SINK. THE FLOOR FINISH MUST EXTEND UNDER SUCH CABINETRY AND THE WALLS BEHIND AND SURROUNDING CABINETRY MUST BE FINISHED.

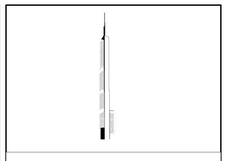

KEY PLAN:

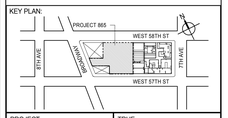

PROJECT NORTH

TRUE NORTH

DEVELOPER:
EXTELL DEVELOPMENT COMPANY
805 THIRD AVENUE, 7TH FLOOR
New York, NY 10022 USA
TEL: 212 712 6000 FAX: 212 712 6100

DESIGN ARCHITECT: Base Building Shell & Core
ADRIAN SMITH + GORDON GILL ARCHITECTURE
111 WEST MONROE STREET SUITE 2300
CHICAGO IL 60603
TEL: 312 920 1888 FAX: 312 920 1775

INTERIOR DESIGNER: Residential
Rottet Architecture and Design Studio, PLLC
298 Fifth Ave, 7th Floor
New York, NY 10001
TEL: 646 998 7000 FAX:

ARCHITECT OF RECORD: Base Building Shell, Core, & Residential
AAI ARCHITECTS, P.C.
401 Wellington St. W., 3rd Floor
Toronto, ON M5V 1E7 Canada
TEL: 416 967 1500 FAX: 416 967 7150

STRUCTURAL ENGINEERS:
WSP CANTOR SEINUK
228 EAST 45th Street
New York, NY 10017 USA
TEL: 212 687 9888 FAX: 646 487 5501

MEP ENGINEERS:
AKF GROUP
165 Broadway, 22nd Floor
New York, NY 10006 USA
TEL: 212 354 5656 FAX: 212 354 5668

GEOTECHNICAL ENGINEERS:
Langan Engineering & Environmental Services
21 Penn Plaza - 360 West 31st Street, 8th Floor
New York, NY 10001-2727
TEL: 212 479 5400 FAX: 212 479 5444

CODE CONSULTANTS:
Construction Consulting Associates
100 Church Street
New York, NY 10007
TEL: 212 385 1818 FAX: 212 385 1911

CURTAINWALL CONSULTANT:
AJLP Consulting
40 Worth Street. Suite 826
New York, NY 10013
TEL: 212 757 5659 FAX: 646 219 8508

LANDMARK/PRESERVATION CONSULTANT:
Jan Hird Pokorny Associates, Inc.
39 West 37th Street, 12A
New York, NY 10018
TEL: 212 759 6462 FAX: 212 759 6540

No.	DESCRIPTION	DATE
1	CD PROGRESS ISSUE 4	01 JUN 15
2	CD PROGRESS ISSUE 5	10 AUG 15
	D.O.B. AMENDMENT 2	21 SEP 15

NOT FOR BID/CONSTRUCTION

Discrepancies must be reported immediately to the Architect before proceeding. Only figured dimensions are to be used. Contractors must check all dimensions on site. This drawing is protected by copyright.

ALL DIMENSIONS ARE SHOWN IN IMPERIAL.

CONSULTANT:
AAI ARCHITECTS, P.C.

PROJECT:
217 WEST 57TH STREET
NEW YORK, NY

DRAWING TITLE:
RESIDENTIAL KITCHEN DETAILS

SEAL & SIGNATURE:

DATE:	01 JUN 15
PROJECT No:	1216-00
DRAWN: Author	REV:
CHK: Checker	2
SCALE: As indicated	
DWG No:	A-959.00
DOB PAGE No:	515 of 569

DOB EMPLOYEE STAMP:

DOB B-SCAN:

36" x 48" Arch E SHEET SIZE
FILE NAME: C:\Revit Local Files\EXTELL-865-AAI-TWR-CNE_hardarch.rvt
PLOT DATE: 9/22/2015 1:14:53 PM

DEPT OF BLDGS 421263826 Job Number
E323147619 Scan Code

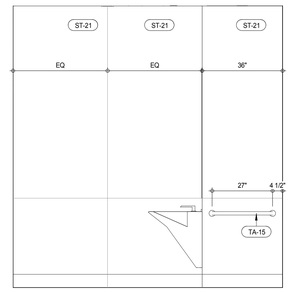

INTERIOR ELEV. - LEVEL 8 UNISEX WASHROOM (12)
A-960
1/2" = 1'-0"

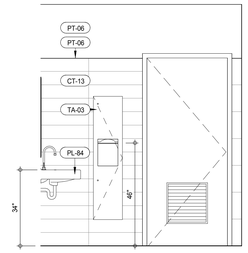

INTERIOR ELEV. - LEVEL 3 UNISEX WASHROOM (8)
A-960
1/2" = 1'-0"

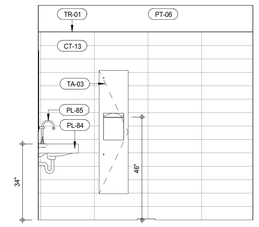

INTERIOR ELEV. - TYP. UNISEX WASHROOM (4)
A-960
1/2" = 1'-0"

MATERIAL LEGEND

MATERIAL TAG	DESCRIPTION
ACT-01	ACOUSTIC CEILING TILE
CP-01	CARPET TILE 24"x24"
CT-03	CERAMIC WALL TILE
CT-04	CERAMIC FLOOR TILE
FRP	FIBERGLASS REINFORCES PLASTIC WALL PANEL
GB	GYPSUM BOARD CEILING
PT-06	PAINT
RB-01	RUBBER BASE
RF-01	RESINOUS FLOORING - LIGHT DUTY
RF-02	RESINOUS FLOORING - MEDIUM DUTY FOR CHEMICAL RESISTANCE
RF-03	RESINOUS FLOORING - MEDIUM DUTY
RF-04	RESINOUS FLOORING - MEDIUM DUTY
RF-05	RESINOUS FLOORING - SECONDARY CONTAINMENT
TR-01	TRANSITION STRIP
VCT-01	VINYL COMPOSITION TILE
VCT-02	VINYL COMPOSITION TILE - STATIC DISSIPATIVE

*NO TOLERANCE PERMITTED, DIMENSION SHOWN TO BE EXACT

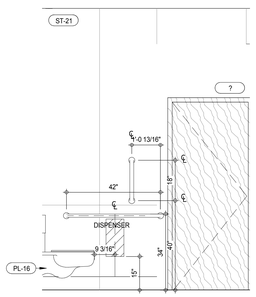

INTERIOR ELEV. - LEVEL 8 UNISEX WASHROOM (15)
A-960
1/2" = 1'-0"

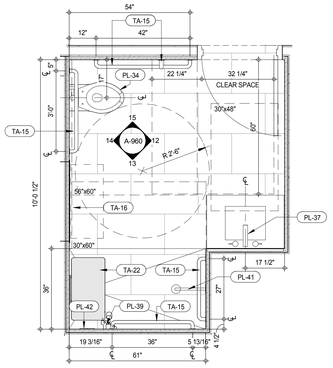

PLAN DETAIL - LEVEL 8 UNISEX WASHROOM (11)
A-114
1/2" = 1'-0"

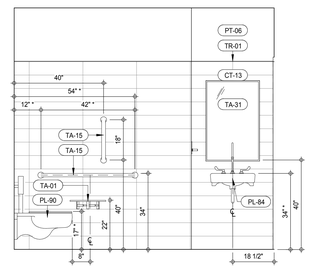

INTERIOR ELEV. - LEVEL 3 UNISEX WASHROOM (7)
A-960
1/2" = 1'-0"

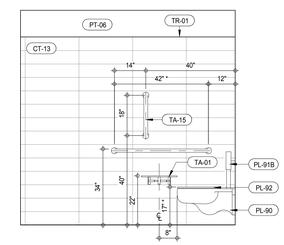

INTERIOR ELEV. - TYP. UNISEX WASHROOM (3)
A-960
1/2" = 1'-0"

KEYNOTE LEGEND:

TAG #	DESCRIPTION
	ALL TILE
PL-16	MB-UNDERMOUNTED TUB
PL-34	AM-WALL-MOUNTED TOILET
PL-37	AM-LAVATORY FAUCET
PL-39	AM ADA COMPLIANT HAND SHOWER
PL-41	AM-SHOWER HEAD
PL-42	AM-PRESSURE BALANCE VALVE w DIVERTER
PL-84	BH-WALL HUNG LAVATORY SINK
PL-85	BH-FAUCET FOR WALL HUNG LAVATORY SINK
PL-90	BH-WALL MOUNTED TOILET
PL-91B	BH-SOLAR POWERED FLUSHOMETER
PL-92	BH-TOILET SEAT
PT-06	WALL PAINT
ST-21	STONE SLAB HONED
TA-01	TOILET PAPER DISPENSER
TA-03	RECESSED PAPER TOWEL DISPENSER & WASTE RECEPTACLE
TA-07	RECESSED SOAP DISPENSER
TA-15	STAINLESS STEEL GRAB BAR WITH SNAP FLANGE
TA-16	RECESSED BABY CHANGE STATION
TA-22	FOLDING SHOWER SEAT
TA-31	MIRROR IN FRAME
TR-01	METAL TRIM
WDV-03	WOOD VENEER WALL PANEL

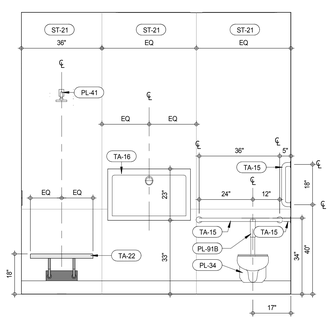

INTERIOR ELEV. - LEVEL 8 UNISEX WASHROOM (14)
A-960
1/2" = 1'-0"

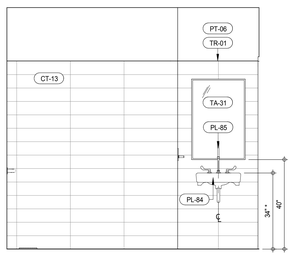

INTERIOR ELEV. - LEVEL 5 UNISEX WASHROOM (10)
A-960
1/2" = 1'-0"

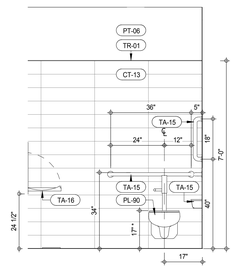

INTERIOR ELEV. - LEVEL 3 UNISEX WASHROOM (6)
A-960
1/2" = 1'-0"

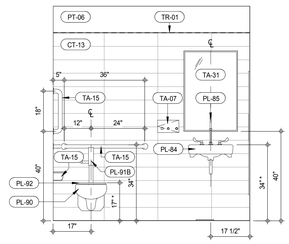

INTERIOR ELEV. - TYP. UNISEX WASHROOM (2)
A-960
1/2" = 1'-0"

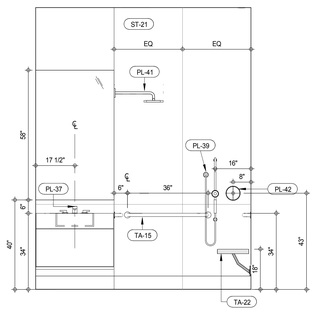

INTERIOR ELEV. - LEVEL 8 UNISEX WASHROOM (13)
A-960
1/2" = 1'-0"

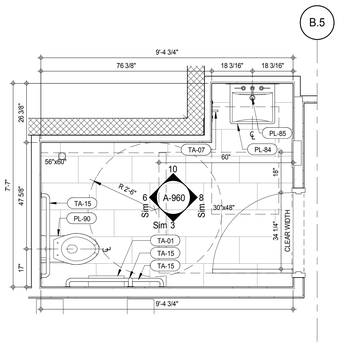

PLAN DETAIL - LEVEL 5 UNISEX WASHROOM (9)
A-450
1/2" = 1'-0"

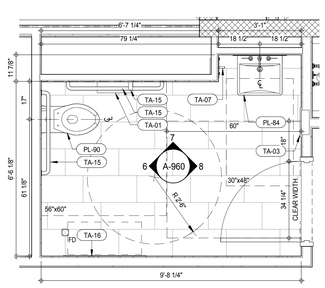

PLAN DETAIL - LEVEL 3 ACCESSIBLE WASHROOM (5)
A-438
1/2" = 1'-0"

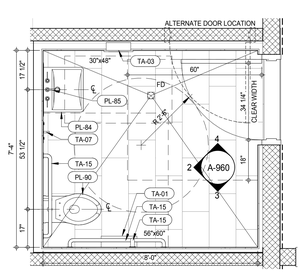

PLAN DETAIL - TYPICAL UNISEX WASHROOM (1)
A-407
1/2" = 1'-0"

NOTE:
REFER TO 7/A-961 FOR TYPICAL GRAB BAR REINFORCING DIMENSIONS

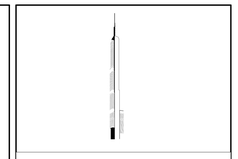

KEY PLAN:

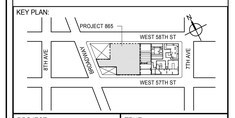

PROJECT NORTH:

TRUE NORTH

DEVELOPER:
EXTELL DEVELOPMENT COMPANY
805 THIRD AVENUE, 7TH FLOOR
New York, NY 10022 USA
TEL: 212 712 6000 FAX: 212 712 6100

DESIGN ARCHITECT: Base Building Shell & Core
ADRIAN SMITH + GORDON GILL ARCHITECTURE
111 WEST MONROE STREET SUITE 2300
CHICAGO IL 60603
TEL: 312 920 1888 FAX: 312 920 1775

INTERIOR DESIGNER: Residential
Rottet Architecture and Design Studio, PLLC
298 Fifth Ave, 7th Floor
New York, NY 10001
TEL: 646 998 7000 FAX:

ARCHITECT OF RECORD: Base Building Shell, Core, & Residential
AAI ARCHITECTS, P.C.
401 Wellington St. W., 3rd Floor
Toronto, ON M5V 1E7 Canada
TEL: 416 967 1500 FAX: 416 967 7150

STRUCTURAL ENGINEERS:
WSP CANTOR SEINUK
228 EAST 45th Street
New York, NY 10017 USA
TEL: 212 687 9888 FAX: 646 487 5501

MEP ENGINEERS:
AKF GROUP
165 Broadway, 22nd Floor
New York, NY 10006 USA
TEL: 212 354 5656 FAX: 212 354 5668

GEOTECHNICAL ENGINEERS:
Langan Engineering & Environmental Services
21 Penn Plaza - 360 West 31st Street, 8th Floor
New York, NY 10001-2727
TEL: 212 479 5400 FAX: 212 479 5444

CODE CONSULTANTS:
Construction Consulting Associates
100 Church Street
New York, NY 10007
TEL: 212 385 1818 FAX: 212 385 1911

CURTAINWALL CONSULTANT:
AJLP Consulting
40 Worth Street. Suite 826
New York, NY 10013
TEL: 212 757 5659 FAX: 646 219 8508

LANDMARK/PRESERVATION CONSULTANT:
Jan Hird Pokorny Associates, Inc.
39 West 37th Street, 12A
New York, NY 10018
TEL: 212 759 6462 FAX: 212 759 6540

No.	DESCRIPTION	DATE
1	D.O.B. SUBMISSION	05 DEC 14
2	CD PROGRESS ISSUE 2	19 DEC 14
3	D.O.B. SUBMISSION	18 FEB 15
4	CD PROGRESS ISSUE 3	09 MAR 15
	D.O.B. SUBMISSION	27 APR 15
5	CD PROGRESS ISSUE 4	01 JUN 15
6	CD PROGRESS ISSUE 5	10 AUG 15
	D.O.B. AMENDMENT 2	21 SEP 15

/ISSUED AS: AI-901 - CD PROGRESS ISSUE 3 - 09 MAR 15/

NOT FOR BID/CONSTRUCTION

Discrepancies must be reported immediately to the Architect before proceeding. Only figured dimensions are to be used. Contractors must check all dimensions on site. This drawing is protected by copyright.

ALL DIMENSIONS ARE SHOWN IN IMPERIAL.

CONSULTANT:

AAI ARCHITECTS, P.C.

PROJECT:

217 WEST 57TH STREET
NEW YORK, NY

DRAWING TITLE:

WASHROOM PLANS AND ELEVATIONS

SEAL & SIGNATURE:

REGISTERED ARCHITECT WEI YE DAVID JIANG AR 028881 STATE OF NEW YORK

DATE:	05 DEC 14
PROJECT No:	1216-00
DRAWN: Author	REV: 6
CHK: Checker	
SCALE: As indicated	
DWG No:	**A-960.01**
DOB PAGE No:	516 of 569

DOB EMPLOYEE STAMP:

DOB B-SCAN:

36" x 48" Arch E SHEET SIZE
FILE NAME: C:\Revit Local Files\EXTELL-865-AAI-TYR-CNF_Jiaxiaomin.rvt
PLOT DATE: 8/03/2015 2:41:53 PM

DEPT OF BLDGS 421258305 Job Number
ES7979744402 Scan Code

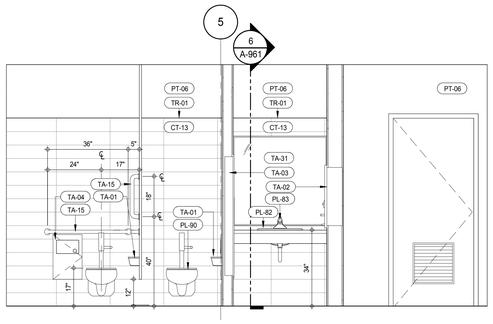

INTERIOR ELEV. -CELLAR FEMALE WASHROOM 3

A-961
1/2" = 1'-0"

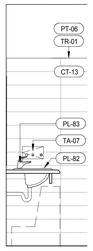

INTERIOR ELEV. - TYP WASHROOM VANITY SECTION 6

A-961
1/2" = 1'-0"

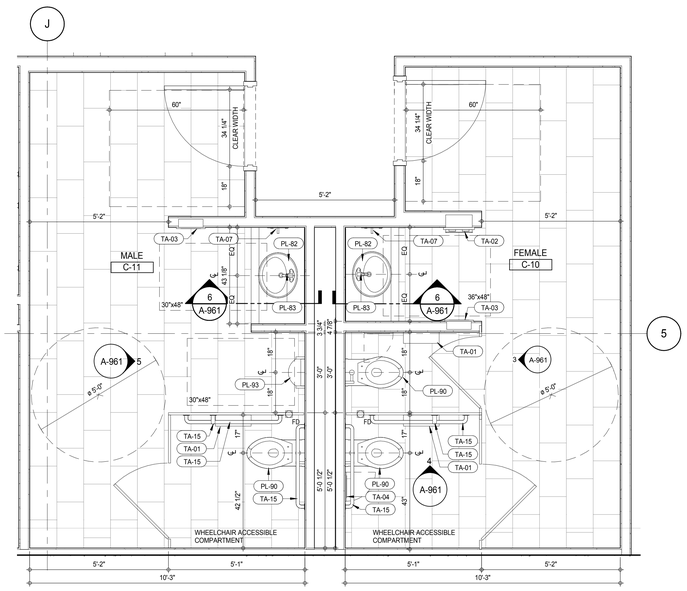

PLAN DETAIL- CELLAR MALE AND FEMALE WASHROOM 2

A-423
1/2" = 1'-0"

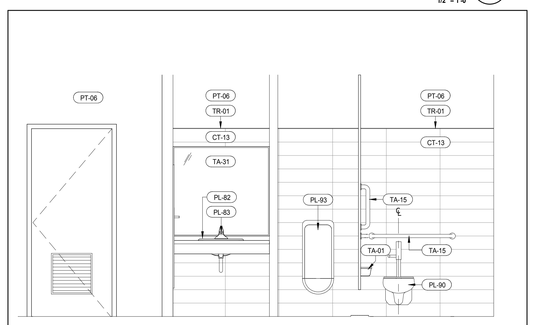

INTERIOR ELEV. -CELLAR MALE WASHROOM 5

A-961
1/2" = 1'-0"

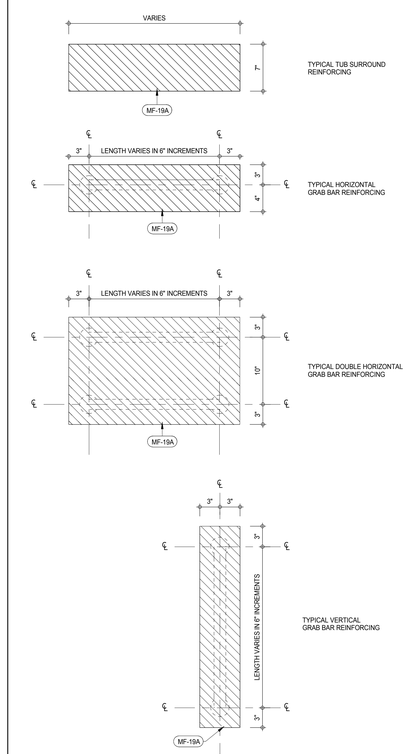

REFER TO A-007 FOR ADDITIONAL REQUIREMENTS

TYPICAL REINFORCING DIMENSIONS 7

1 1/2" = 1'-0"

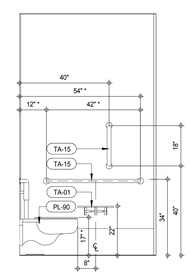

INTERIOR ELEV. - TYP ACCESSIBLE COMPARTMENT 4

A-961
1/2" = 1'-0"

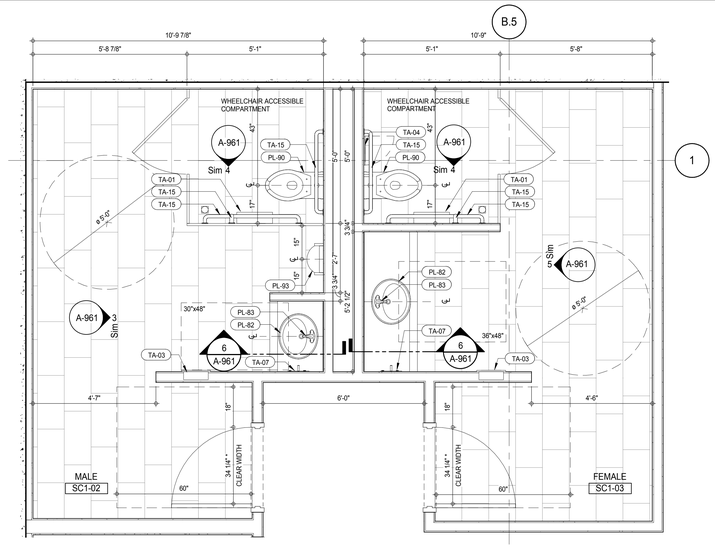

PLAN DETAIL - SUB CELLAR 1 MALE AND FEMALE WASHROOM 1

A-414
1/2" = 1'-0"

MATERIAL LEGEND

MATERIAL TAG	DESCRIPTION
ACT-01	ACOUSTIC CEILING TILE
CP-01	CARPET TILE 24"x24"
CT-03	CERAMIC WALL TILE
CT-04	CERAMIC FLOOR TILE
FRP	FIBERGLASS REINFORCES PLASTIC WALL PANEL
GB	GYPSUM BOARD CEILING
PT-06	PAINT
RB-01	RUBBER BASE
RF-01	RESINOUS FLOORING - LIGHT DUTY
RF-02	RESINOUS FLOORING - MEDIUM DUTY FOR CHEMICAL RESISTANCE
RF-03	RESINOUS FLOORING - MEDIUM DUTY
RF-04	RESINOUS FLOORING - MEDIUM DUTY
RF-05	RESINOUS FLOORING - SECONDARY CONTAINMENT
TR-01	TRANSITION STRIP
VCT-01	VINYL COMPOSITION TILE
VCT-02	VINYL COMPOSITION TILE - STATIC DISSIPATIVE

*NO TOLERANCE PERMITTED, DIMENSION SHOWN TO BE EXACT

KEYNOTE LEGEND:

TAG #	DESCRIPTION
CT-13	PORCELAIN WALL TILE
MF-19A	TA REINFORCMENT - GALVANIZED
PL-82	BH-DROP-IN SINK
PL-83	BH-CENTERSET FAUCET
PL-90	BH-WALL MOUNTED TOILET
PL-93	BH-URINAL
PT-06	WALL PAINT
TA-01	TOILET PAPER DISPENSER
TA-02	RECESSED SANITARY NAPKIN & TAMPON VENDOR
TA-03	RECESSED PAPER TOWEL DISPENSER & WASTE RECEPTACLE
TA-04	RECESSED SANITARY NAPKIN DISPOSAL UNIT
TA-07	RECESSED SOAP DISPENSER
TA-15	STAINLESS STEEL GRAB BAR WITH SNAP FLANGE
TA-31	MIRROR IN FRAME
TR-01	METAL TRIM

NOTE:
REFER TO 7/A-961 FOR TYPICAL GRAB BAR REINFORCING DIMENSIONS

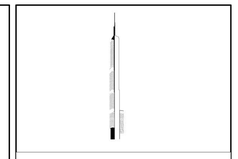

KEY PLAN:

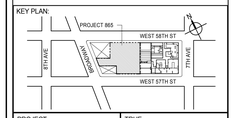

PROJECT NORTH

TRUE NORTH

DEVELOPER:
EXTELL DEVELOPMENT COMPANY
805 THIRD AVENUE, 7TH FLOOR
New York, NY 10022 USA
TEL: 212 712 6000 FAX: 212 712 6100

DESIGN ARCHITECT: Base Building Shell & Core
ADRIAN SMITH + GORDON GILL ARCHITECTURE
111 WEST MONROE STREET SUITE 2300
CHICAGO IL 60603
TEL: 312 920 1888 FAX: 312 920 1775

INTERIOR DESIGNER: Residential
Rottet Architecture and Design Studio, PLLC
298 Fifth Ave, 7th Floor
New York, NY 10001
TEL: 646 998 7000 FAX:

ARCHITECT OF RECORD: Base Building Shell, Core, & Residential
AAI ARCHITECTS, P.C.
401 Wellington St. W., 3rd Floor
Toronto, ON M5V 1E7 Canada
TEL: 416 967 1500 FAX: 416 967 7150

STRUCTURAL ENGINEERS:
WSP CANTOR SEINUK
228 EAST 45th Street
New York, NY 10017 USA
TEL: 212 687 9888 FAX: 646 487 5501

MEP ENGINEERS:
AKF GROUP
165 Broadway, 22nd Floor
New York, NY 10006 USA
TEL: 212 354 5656 FAX: 212 354 5668

GEOTECHNICAL ENGINEERS:
Langan Engineering & Environmental Services
21 Penn Plaza - 360 West 31st Street, 8th Floor
New York, NY 10001-2727
TEL: 212 479 5400 FAX: 212 479 5444

CODE CONSULTANTS:
Construction Consulting Associates
100 Church Street
New York, NY 10007
TEL: 212 385 1818 FAX: 212 385 1911

CURTAINWALL CONSULTANT:
AJLP Consulting
40 Worth Street. Suite 826
New York, NY 10013
TEL: 212 757 5659 FAX: 646 219 8508

LANDMARK/PRESERVATION CONSULTANT:
Jan Hird Pokorny Associates, Inc.
39 West 37th Street, 12A
New York, NY 10018
TEL: 212 759 6462 FAX: 212 759 6540

No.	DESCRIPTION	DATE
1	D.O.B. SUBMISSION	05 DEC 14
2	CD PROGRESS ISSUE 2	19 DEC 14
3	D.O.B. SUBMISSION	18 FEB 15
4	CD PROGRESS ISSUE 3	09 MAR 15
	D.O.B. SUBMISSION	27 APR 15
5	CD PROGRESS ISSUE 4	01 JUN 15
6	CD PROGRESS ISSUE 5	10 AUG 15
	D.O.B. AMENDMENT 2	21 SEP 15

/ISSUED AS: AI-903 - CD PROGRESS ISSUE 3 - 09 MAR 15/

NOT FOR BID/CONSTRUCTION

Discrepancies must be reported immediately to the Architect before proceeding. Only figured dimensions are to be used. Contractors must check all dimensions on site. This drawing is protected by copyright.

ALL DIMENSIONS ARE SHOWN IN IMPERIAL.

CONSULTANT:
AAI ARCHITECTS, P.C.

PROJECT:
217 WEST 57TH STREET
NEW YORK, NY

DRAWING TITLE:
WASHROOM PLANS AND ELEVATIONS

SEAL & SIGNATURE:

DATE:	05 DEC 14
PROJECT No:	1216-00
DRAWN: Author	REV: 6
CHK: Checker	
SCALE: As indicated	
DWG No:	**A-961.01**
DOB PAGE No:	517 of 569

DOB EMPLOYEE STAMP:

DOB B-SCAN:

36" x 48" Arch E SHEET SIZE
FILE NAME: C:\Revit Local Files\EXTELL-865-AAI-TWR-CNF_hudsonn.rvt
PLOT DATE: 6/22/2015 1:16:06 PM

DEPT OF BLDGS 421253635 Job Number
E351253635 Scan Code



NOTE:
A durable plate bearing the following wording, in 24 point type (letters 0.25 inches in height) or more, permanently marked thereon in colors contrasting with the background, shall be prominently affixed outside the doors of the sauna or steam room at eye level.

SAUNA AND STEAM ROOMS SIGNAGE (8)

1 1/2" = 1'-0"

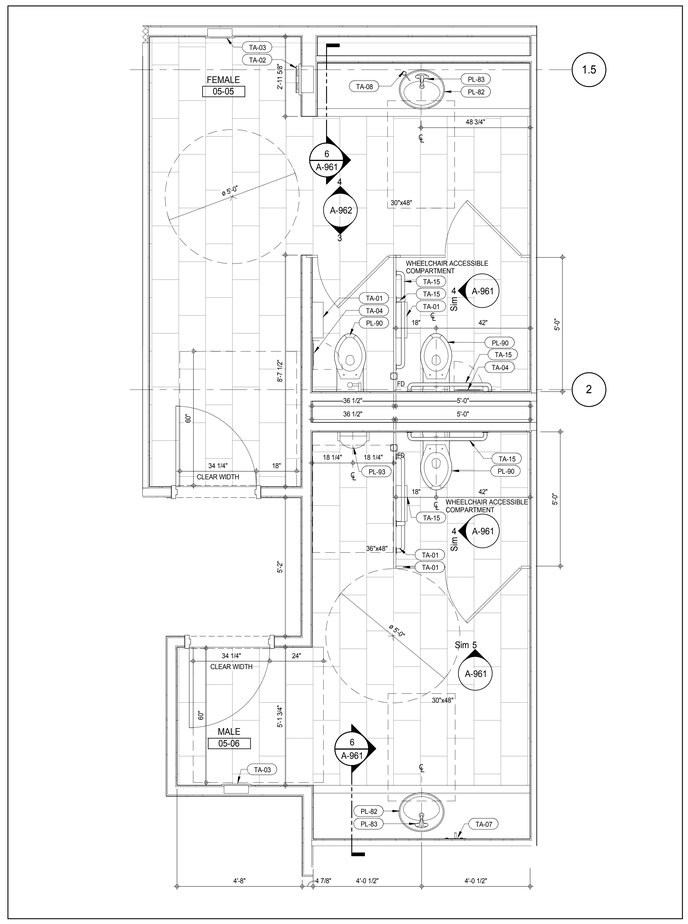

PLAN DETAIL - LEVEL 5 MALE AND FEMALE WASHROOM (2)

A-459
1/2" = 1'-0"

MATERIAL LEGEND	
MATERIAL TAG	DESCRIPTION
ACT-01	ACOUSTIC CEILING TILE
CP-01	CARPET TILE 24"x24"
CT-03	CERAMIC WALL TILE
CT-04	CERAMIC FLOOR TILE
FRP	FIBERGLASS REINFORCES PLASTIC WALL PANEL
GB	GYPSUM BOARD CEILING
PT-06	PAINT
RB-01	RUBBER BASE
RF-01	RESINOUS FLOORING - LIGHT DUTY
RF-02	RESINOUS FLOORING - MEDIUM DUTY FOR CHEMICAL RESISTANCE
RF-03	RESINOUS FLOORING - MEDIUM DUTY
RF-04	RESINOUS FLOORING - MEDIUM DUTY
RF-05	RESINOUS FLOORING - SECONDARY CONTAINMENT
TR-01	TRANSITION STRIP
VCT-01	VINYL COMPOSITION TILE
VCT-02	VINYL COMPOSITION TILE - STATIC DISSIPATIVE

*NO TOLERANCE PERMITTED, DIMENSION SHOWN TO BE EXACT

KEYNOTE LEGEND:

TAG #	DESCRIPTION
CT-13	PORCELAIN WALL TILE
PL-82	BH-DROP-IN SINK
PL-83	BH-CENTERSET FAUCET
PL-90	BH-WALL MOUNTED TOILET
PL-93	BH-URINAL
PT-06	WALL PAINT
TA-01	TOILET PAPER DISPENSER
TA-02	RECESSED SANITARY NAPKIN & TAMPON VENDOR
TA-03	RECESSED PAPER TOWEL DISPENSER & WASTE RECEPTACLE
TA-04	RECESSED SANITARY NAPKIN DISPOSAL UNIT
TA-07	RECESSED SOAP DISPENSER
TA-08	COUNTER MOUNTED SOAP DISPENSER
TA-15	STAINLESS STEEL GRAB BAR WITH SNAP FLANGE
TA-31	MIRROR IN FRAME
TR-01	METAL TRIM

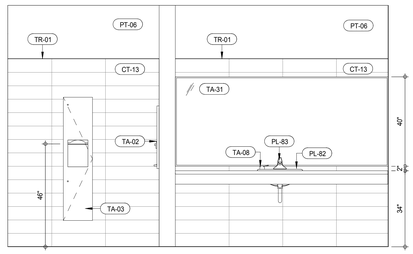

INTERIOR ELEV. - LEVEL 5 MALE AND FEMALE WASHROOM (4)

A-962
1/2" = 1'-0"

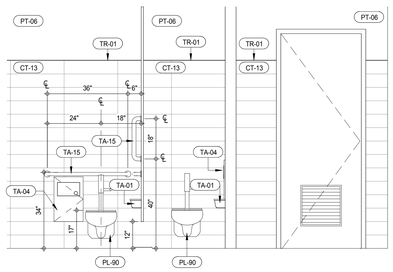

INTERIOR ELEV. - LEVEL 5 MALE AND FEMALE WASHROOM (3)

A-962
1/2" = 1'-0"

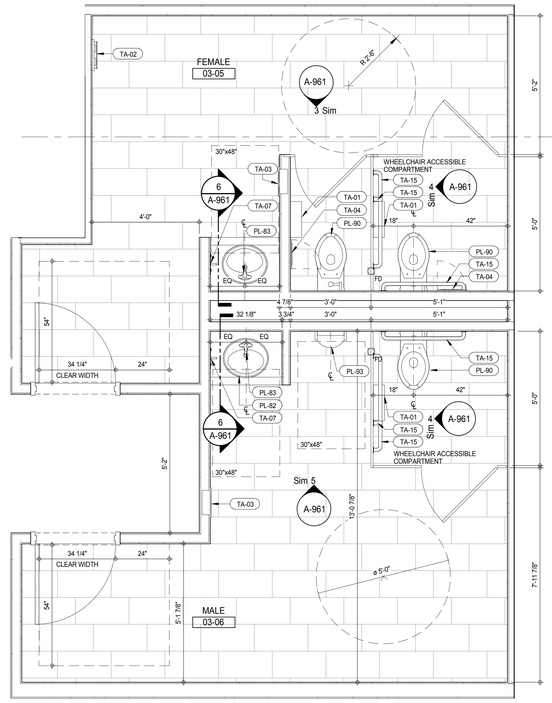

NOTE:
REFER TO 7/A-961 FOR TYPICAL GRAB BAR REINFORCING DIMENSIONS

PLAN DETAIL - LEVEL 3 MALE AND FEMALE WASHROOM (1)

A-435
1/2" = 1'-0"

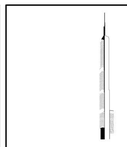

KEY PLAN:

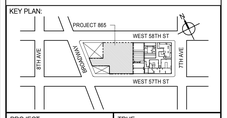

PROJECT NORTH: TRUE NORTH

DEVELOPER:
EXTELL DEVELOPMENT COMPANY
805 THIRD AVENUE, 7TH FLOOR
New York, NY 10022 USA
TEL: 212 712 6000 FAX: 212 712 6100

DESIGN ARCHITECT: Base Building Shell & Core
ADRIAN SMITH + GORDON GILL ARCHITECTURE
111 WEST MONROE STREET SUITE 2300
CHICAGO IL 60603
TEL: 312 920 1888 FAX: 312 920 1775

INTERIOR DESIGNER: Residential
Rottet Architecture and Design Studio, PLLC
298 Fifth Ave, 7th Floor
New York, NY 10001
TEL: 646 998 7000 FAX:

ARCHITECT OF RECORD: Base Building Shell, Core, & Residential
AAI ARCHITECTS, P.C.
401 Wellington St. W., 3rd Floor
Toronto, ON M5V 1E7 Canada
TEL: 416 967 1500 FAX: 416 967 7150

STRUCTURAL ENGINEERS:
WSP CANTOR SEINUK
228 EAST 45th Street
New York, NY 10017 USA
TEL: 212 687 9888 FAX: 646 487 5501

MEP ENGINEERS:
AKF GROUP
165 Broadway, 22nd Floor
New York, NY 10006 USA
TEL: 212 354 5656 FAX: 212 354 5668

GEOTECHNICAL ENGINEERS:
Langan Engineering & Environmental Services
21 Penn Plaza - 360 West 31st Street, 8th Floor
New York, NY 10001-2727
TEL: 212 479 5400 FAX: 212 479 5444

CODE CONSULTANTS:
Construction Consulting Associates
100 Church Street
New York, NY 10007
TEL: 212 385 1818 FAX: 212 385 1911

CURTAINWALL CONSULTANT:
AJLP Consulting
40 Worth Street. Suite 826
New York, NY 10013
TEL: 212 757 5659 FAX: 646 219 8508

LANDMARK/PRESERVATION CONSULTANT:
Jan Hird Pokorny Associates, Inc.
39 West 37th Street, 12A
New York, NY 10018
TEL: 212 759 6462 FAX: 212 759 6540

No.	DESCRIPTION	DATE
1	D.O.B. SUBMISSION	05 DEC 14
2	CD PROGRESS ISSUE 2	19 DEC 14
3	D.O.B. SUBMISSION	18 FEB 15
4	CD PROGRESS ISSUE 3	09 MAR 15
	D.O.B. SUBMISSION	27 APR 15
5	CD PROGRESS ISSUE 4	01 JUN 15
6	CD PROGRESS ISSUE 5	10 AUG 15
	D.O.B. AMENDMENT 2	21 SEP 15

/ISSUED AS: A1.906 : CD PROGRESS ISSUE 3 - 09 MAR 15/

NOT FOR BID/CONSTRUCTION

Discrepancies must be reported immediately to the Architect before proceeding. Only figured dimensions are to be used. Contractors must check all dimensions on site. This drawing is protected by copyright.

ALL DIMENSIONS ARE SHOWN IN IMPERIAL.

CONSULTANT: AAI ARCHITECTS, P.C.

PROJECT:
217 WEST 57TH STREET
NEW YORK, NY

DRAWING TITLE:
WASHROOM PLANS AND ELEVATIONS

SEAL & SIGNATURE: REGISTERED ARCHITECT ADRIAN DAVID SMITH No. 026881 STATE OF NEW YORK

DATE:	05 DEC 14
PROJECT No:	1216-00
DRAWN: Author	REV:
CHK: Checker	6
SCALE: As indicated	
DWG No:	A-962.01
DOB PAGE No:	518 of 569

DOB EMPLOYEE STAMP: DOB B-SCAN:

36" x 48" Arch E SHEET SIZE
FILE NAME: C:\Revit Local Files\EXTELL-865-AAI-TVR-CNF_bwilsmith.rvt
PLOT DATE: 6/22/2015 1:18:32 PM

DEPT OF BLDGS 421208305 Job Number
E320140904999 Scan Code

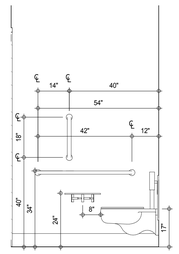

INT ELEV - LEVEL 68 MALE AND FEASTER WASHROOM 12
A-963
1/2" = 1'-0"

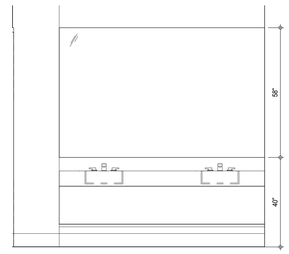

INT ELEV - LEVEL 68 MALE AND FEMALE WASHROOM 8
A-963
1/2" = 1'-0"

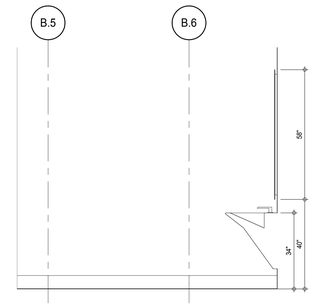

INT ELEV - LEVEL 68 MALE AND FEMALE WASHROOM 4
A-963
1/2" = 1'-0"

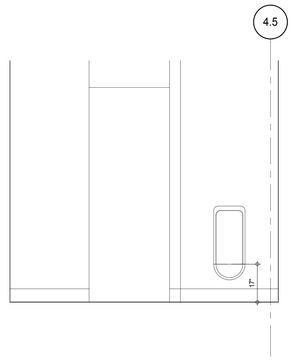

INT ELEV - LEVEL 68 MALE AND FEMALE WASHROOM 11
A-963
1/2" = 1'-0"

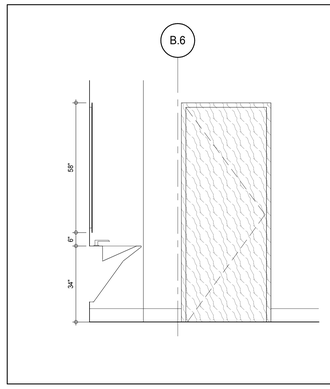

INT ELEV - LEVEL 68 MALE AND FEMALE WASHROOM 7
A-963
1/2" = 1'-0"

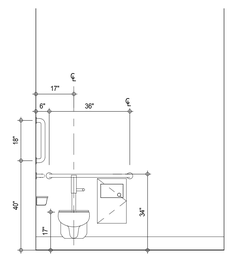

INT ELEV - LEVEL 68 MALE AND FEMALE WASHROOM 3
A-963
1/2" = 1'-0"

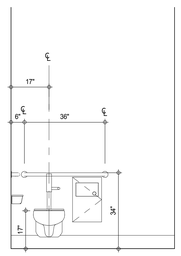

INT ELEV - LEVEL 68 MALE AND FEMALE WASHROOM 14
A-963
1/2" = 1'-0"

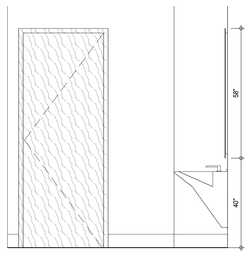

INT ELEV - LEVEL 68 MALE AND FEMALE WASHROOM 10
A-963
1/2" = 1'-0"

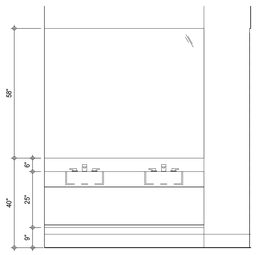

INT ELEV - LEVEL 68 MALE AND FEMALE WASHROOM 6
A-963
1/2" = 1'-0"

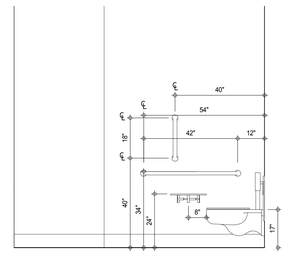

INT ELEV - LEVEL 68 MALE AND FEMALE WASHROOM 2
A-963
1/2" = 1'-0"

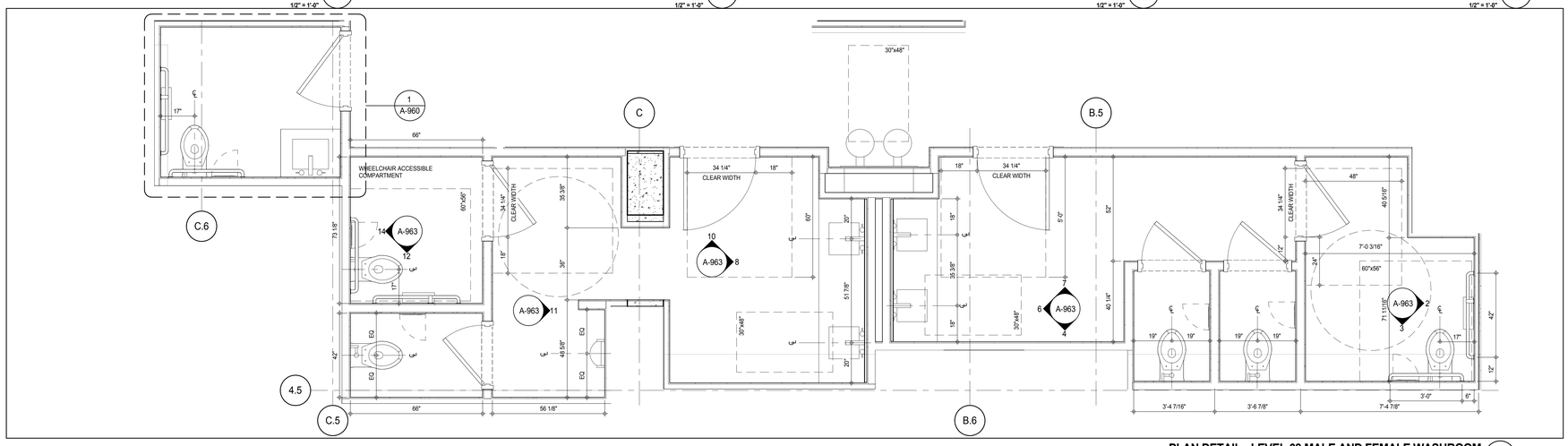

PLAN DETAIL - LEVEL 68 MALE AND FEMALE WASHROOM 1
A-213
1/2" = 1'-0"

MATERIAL LEGEND

MATERIAL TAG	DESCRIPTION
ACT-01	ACOUSTIC CEILING TILE
CP-01	CARPET TILE 24"x24"
CT-03	CERAMIC WALL TILE
CT-04	CERAMIC FLOOR TILE
FRP	FIBERGLASS REINFORCES PLASTIC WALL PANEL
GB	GYPSUM BOARD CEILING
PT-06	PAINT
RB-01	RUBBER BASE
RF-01	RESINOUS FLOORING - LIGHT DUTY
RF-02	RESINOUS FLOORING - MEDIUM DUTY FOR CHEMICAL RESISTANCE
RF-03	RESINOUS FLOORING - MEDIUM DUTY
RF-04	RESINOUS FLOORING - MEDIUM DUTY
RF-05	RESINOUS FLOORING - SECONDARY CONTAINMENT
TR-01	TRANSITION STRIP
VCT-01	VINYL COMPOSITION TILE
VCT-02	VINYL COMPOSITION TILE - STATIC DISSIPATIVE

*NO TOLERANCE PERMITTED, DIMENSION SHOWN TO BE EXACT

NOTE:
REFER TO 7/A-961 FOR TYPICAL GRAB BAR REINFORCING DIMENSIONS

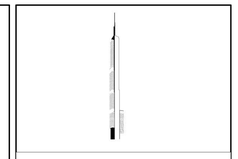

KEY PLAN:

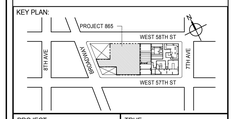

PROJECT NORTH:

TRUE NORTH

DEVELOPER:
EXTELL DEVELOPMENT COMPANY
805 THIRD AVENUE, 7TH FLOOR
New York, NY 10022 USA
TEL: 212 712 6000 FAX: 212 712 6100

DESIGN ARCHITECT: Base Building Shell & Core
ADRIAN SMITH + GORDON GILL ARCHITECTURE
111 WEST MONROE STREET SUITE 2300
CHICAGO IL 60603
TEL: 312 920 1888 FAX: 312 920 1775

INTERIOR DESIGNER: Residential
Rottet Architecture and Design Studio, PLLC
298 Fifth Ave, 7th Floor
New York, NY 10001
TEL: 646 998 7000 FAX:

ARCHITECT OF RECORD: Base Building Shell, Core, & Residential
AAI ARCHITECTS, P.C.
401 Wellington St. W., 3rd Floor
Toronto, ON M5V 1E7 Canada
TEL: 416 967 1500 FAX: 416 967 7150

STRUCTURAL ENGINEERS:
WSP CANTOR SEINUK
228 EAST 45th Street
New York, NY 10017 USA
TEL: 212 687 9888 FAX: 646 487 5501

MEP ENGINEERS:
AKF GROUP
165 Broadway, 22nd Floor
New York, NY 10006 USA
TEL: 212 354 5656 FAX: 212 354 5668

GEOTECHNICAL ENGINEERS:
Langan Engineering & Environmental Services
21 Penn Plaza - 360 West 31st Street, 8th Floor
New York, NY 10001-2727
TEL: 212 479 5400 FAX: 212 479 5444

CODE CONSULTANTS:
Construction Consulting Associates
100 Church Street
New York, NY 10007
TEL: 212 385 1818 FAX: 212 385 1911

CURTAINWALL CONSULTANT:
AJLP Consulting
40 Worth Street. Suite 826
New York, NY 10013
TEL: 212 757 5659 FAX: 646 219 8508

LANDMARK/PRESERVATION CONSULTANT:
Jan Hird Pokorny Associates, Inc.
39 West 37th Street, 12A
New York, NY 10018
TEL: 212 759 6462 FAX: 212 759 6540

No.	DESCRIPTION	DATE
1	D.O.B. SUBMISSION	05 DEC 14
2	CD PROGRESS ISSUE 2	19 DEC 14
3	D.O.B. SUBMISSION	18 FEB 15
4	CD PROGRESS ISSUE 3	09 MAR 15
	D.O.B. SUBMISSION	27 APR 15
5	CD PROGRESS ISSUE 4	01 JUN 15
6	CD PROGRESS ISSUE 5	10 AUG 15
	D.O.B. AMENDMENT 2	21 SEP 15

NOT FOR BID/CONSTRUCTION

Discrepancies must be reported immediately to the Architect before proceeding. Only figured dimensions are to be used. Contractors must check all dimensions on site. This drawing is protected by copyright.

ALL DIMENSIONS ARE SHOWN IN IMPERIAL.

CONSULTANT:
AAI ARCHITECTS, P.C.

PROJECT:
217 WEST 57TH STREET
NEW YORK, NY

DRAWING TITLE:
WASHROOM PLANS AND ELEVATIONS

SEAL & SIGNATURE:
REGISTERED ARCHITECT MICHAEL DAVID JANSSEN AA 028881 STATE OF NEW YORK

DATE:	18 FEB 15
PROJECT No:	1216-00
DRAWN: Author	REV: 6
CHK: Checker	
SCALE: As indicated	
DWG No:	A-963.01
DOB PAGE No:	519 of 569

DOB EMPLOYEE STAMP:

DOB B-SCAN:

/ISSUED AS: A1.902 - CD PROGRESS ISSUE 3 - 09 MAR 15/

36" x 48" Arch E - SHEET SIZE

FILE NAME: C:\Revit Local Files\EXTELL-865-AAI-TVR-CNF_Jsullenm.rvt
PLOT DATE: 6/22/2015 11:10:24 PM

DEPT OF BLDGS 121263605 Job Number
E3671327924B Scan Code

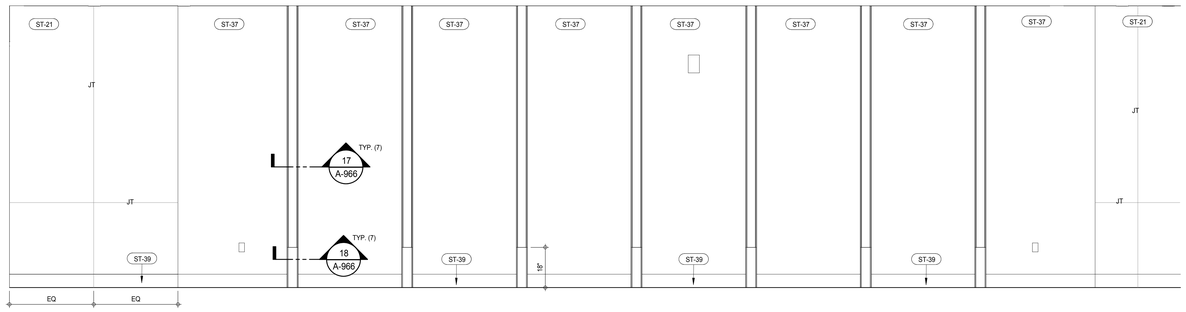

LEVEL 8 FEMALE WASHROOM ELEVATION 5
A-964
1/2" = 1'-0"

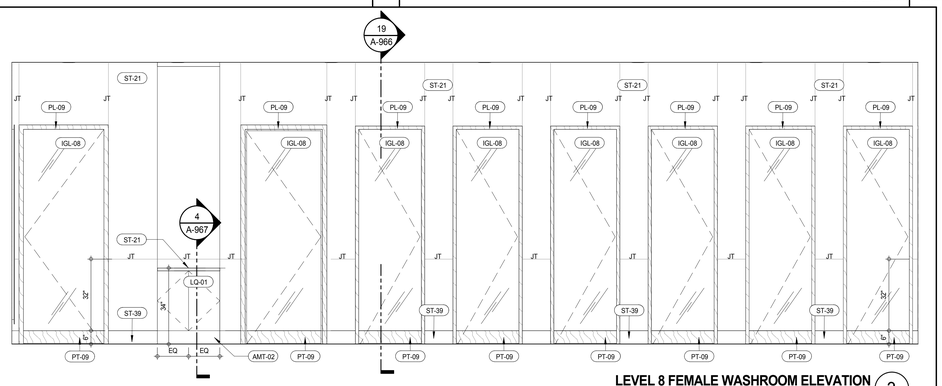

LEVEL 8 FEMALE WASHROOM ELEVATION 3
A-964
1/2" = 1'-0"

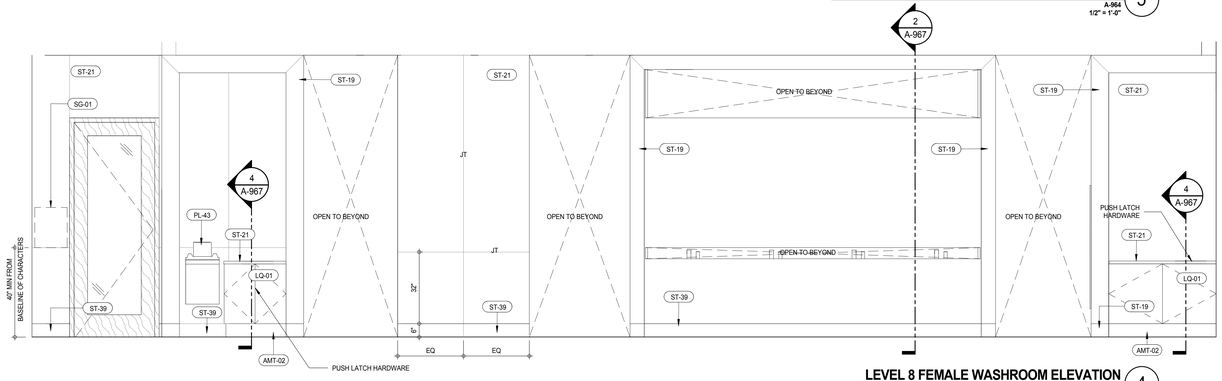

LEVEL 8 FEMALE WASHROOM ELEVATION 4
A-964
1/2" = 1'-0"

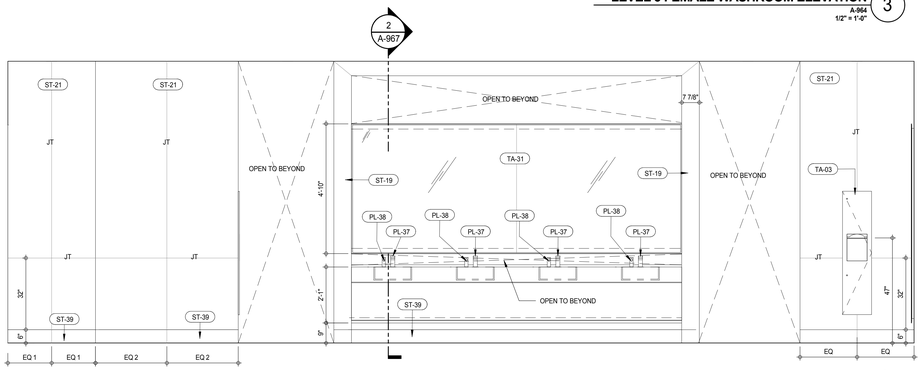

LEVEL 8 FEMALE WASHROOM ELEVATION 2
A-964
1/2" = 1'-0"

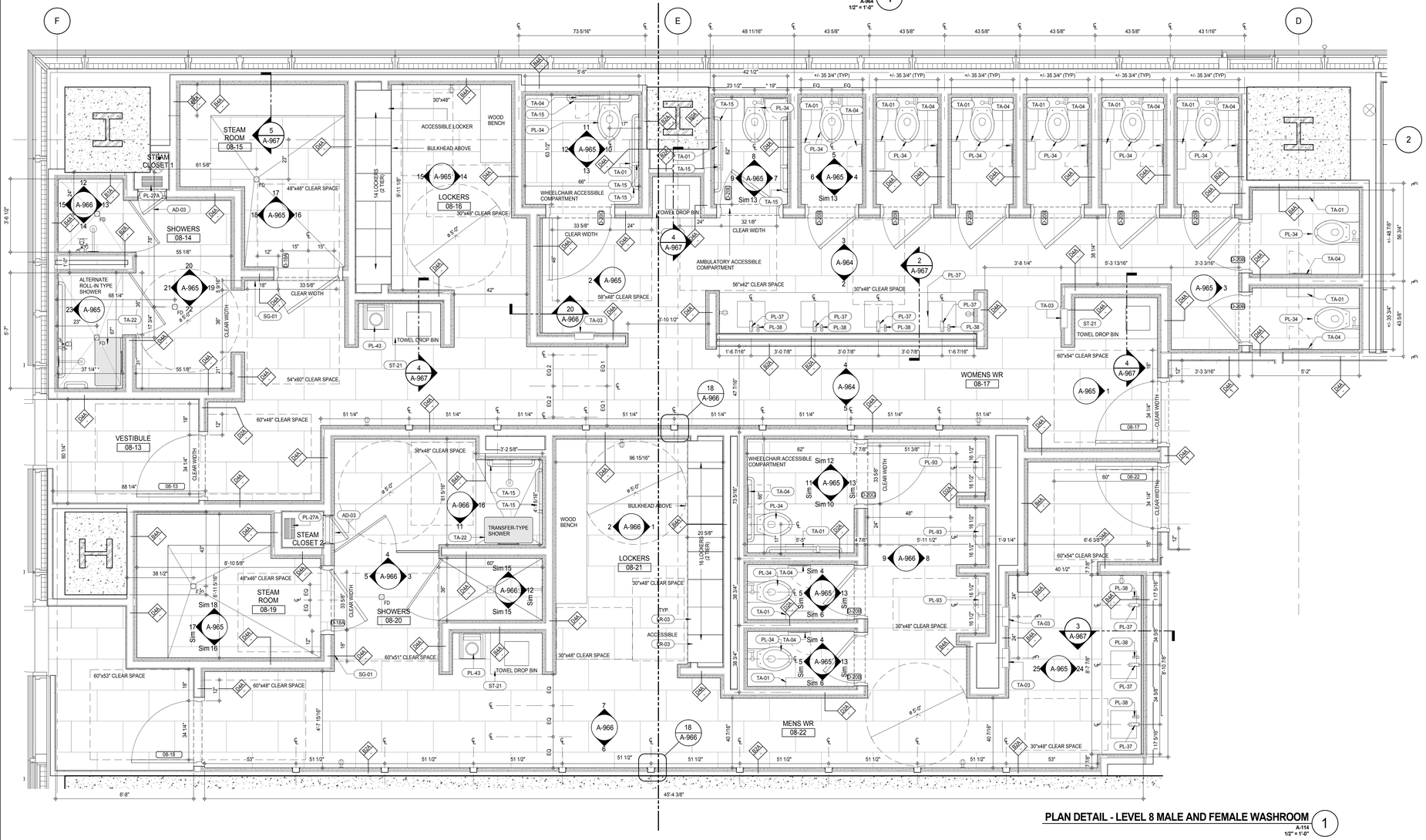

PLAN DETAIL - LEVEL 8 MALE AND FEMALE WASHROOM 1
A-114
1/2" = 1'-0"

MATERIAL LEGEND

MATERIAL TAG	DESCRIPTION
ACT-01	ACOUSTIC CEILING TILE
CP-01	CARPET TILE 24"x24"
CT-03	CERAMIC WALL TILE
CT-04	CERAMIC FLOOR TILE
FRP	FIBERGLASS REINFORCES PLASTIC WALL PANEL
GB	GYPSUM BOARD CEILING
PT-06	PAINT
RB-01	RUBBER BASE
RF-01	RESINOUS FLOORING - LIGHT DUTY
RF-02	RESINOUS FLOORING - MEDIUM DUTY FOR CHEMICAL RESISTANCE
RF-03	RESINOUS FLOORING - MEDIUM DUTY
RF-04	RESINOUS FLOORING - MEDIUM DUTY
RF-05	RESINOUS FLOORING - SECONDARY CONTAINMENT
TR-01	TRANSITION STRIP
VCT-01	VINYL COMPOSITION TILE
VCT-02	VINYL COMPOSITION TILE - STATIC DISSIPATIVE

*NO TOLERANCE PERMITTED, DIMENSION SHOWN TO BE EXACT

KEYNOTE LEGEND:

TAG #	DESCRIPTION
AD-03	ACCESS DOOR RECESSED PAN NON RATED
AMT-02	POLISHED STAINLESS STEEL
IGL-08	BACK PAINTED LOW IRON GLASS
LQ-01	LACQUER CABINET FINISH
LR-03	AM-LOCKERS
PL-09	MB-FLOOR MOUNTED TOILET/BIDET
PL-27A	WALL MOUNTED STEAM GENERATOR (SMALL)
PL-34	AM-WALL-MOUNTED TOILET
PL-37	AM-LAVATORY FAUCET
PL-38	MB-FREESTANDING TUB
PL-43	AM-SWIMSUIT WATER EXTRACTOR
PL-93	BH-URINAL
PT-09	OIL BASED SEMI GLOSS PAINT
SG-01	WARNING PLACARD
ST-19	STONE SLAB POLISHED
ST-21	STONE SLAB HONED
ST-37	STONE TILE MOSAIC
ST-39	STONE TILE - HONED
TA-01	TOILET PAPER DISPENSER
TA-03	RECESSED PAPER TOWEL DISPENSER & WASTE RECEPTACLE
TA-04	RECESSED SANITARY NAPKIN DISPOSAL UNIT
TA-15	STAINLESS STEEL GRAB BAR WITH SNAP FLANGE
TA-22	FOLDING SHOWER SEAT
TA-31	MIRROR IN FRAME

NOTE:
REFER TO 7/A-961 FOR TYPICAL GRAB BAR REINFORCING DIMENSIONS

/ISSUED AS: AI-008 - CD PROGRESS ISSUE 3 - 09 MAR 15/

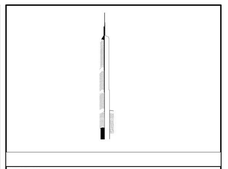

PROJECT NORTH: TRUE NORTH

DEVELOPER:
EXTELL DEVELOPMENT COMPANY
805 THIRD AVENUE, 7TH FLOOR
New York, NY 10022 USA
TEL: 212 712 6000 FAX: 212 712 6100

DESIGN ARCHITECT: Base Building Shell & Core
ADRIAN SMITH + GORDON GILL ARCHITECTURE
111 WEST MONROE STREET SUITE 2300
CHICAGO IL 60603
TEL: 312 920 1888 FAX: 312 920 1775

INTERIOR DESIGNER: Residential
Rottet Architecture and Design Studio, PLLC
298 Fifth Ave, 7th Floor
New York, NY 10001
TEL: 646 998 7000 FAX:

ARCHITECT OF RECORD: Base Building Shell, Core, & Residential
AAI ARCHITECTS, P.C.
401 Wellington St. W., 3rd Floor
Toronto, ON M5V 1E7 Canada
TEL: 416 967 1500 FAX: 416 967 7150

STRUCTURAL ENGINEERS:
WSP CANTOR SEINUK
228 EAST 45th Street
New York, NY 10017 USA
TEL: 212 687 9888 FAX: 646 487 5501

MEP ENGINEERS:
AKF GROUP
165 Broadway, 22nd Floor
New York, NY 10006 USA
TEL: 212 354 5656 FAX: 212 354 5668

GEOTECHNICAL ENGINEERS:
Langan Engineering & Environmental Services
21 Penn Plaza - 360 West 31st Street, 8th Floor
New York, NY 10001-2727
TEL: 212 479 5400 FAX: 212 479 5444

CODE CONSULTANTS:
Construction Consulting Associates
100 Church Street
New York, NY 10007
TEL: 212 385 1818 FAX: 212 385 1911

CURTAINWALL CONSULTANT:
AJLP Consulting
40 Worth Street. Suite 826
New York, NY 10013
TEL: 212 757 5659 FAX: 646 219 8508

LANDMARK/PRESERVATION CONSULTANT:
Jan Hird Pokorny Associates, Inc.
39 West 37th Street, 12A
New York, NY 10018
TEL: 212 759 6462 FAX: 212 759 6540

No.	DESCRIPTION	DATE
1	D.O.B. SUBMISSION	05 DEC 14
2	CD PROGRESS ISSUE 2	19 DEC 14
3	D.O.B. SUBMISSION	18 FEB 15
4	CD PROGRESS ISSUE 3	09 MAR 15
	D.O.B. SUBMISSION	27 APR 15
5	CD PROGRESS ISSUE 4	01 JUN 15
6	CD PROGRESS ISSUE 5	10 AUG 15
	D.O.B. AMENDMENT 2	21 SEP 15

NOT FOR BID/CONSTRUCTION

Discrepancies must be reported immediately to the Architect before proceeding. Only figured dimensions are to be used. Contractors must check all dimensions on site. This drawing is protected by copyright.

ALL DIMENSIONS ARE SHOWN IN IMPERIAL.

CONSULTANT:
AAI ARCHITECTS, P.C.

PROJECT:
217 WEST 57TH STREET
NEW YORK, NY

DRAWING TITLE:
8TH FLOOR LOCKER RMS PLANS AND ELEVATIONS

SEAL & SIGNATURE: REGISTERED ARCHITECT WAYNE DAVID JARRETT No. 028881 STATE OF NEW YORK

DATE:	05 DEC 14
PROJECT No:	1216-00
DRAWN: Author	REV: 6
CHK: Checker	
SCALE: As indicated	
DWG No:	**A-964.01**
DOB PAGE No:	520 of 569

DOB EMPLOYEE STAMP: DOB B-SCAN:

36" x 48" Arch E SHEET SIZE
FILE NAME: C:\Revit Local Files\EXTELL-865-AAI-TWR-CNF_bwilsmith.rvt
PLOT DATE: 6/22/2015 11:15:51 PM

DEPT OF BLDGS 121328205 Job Number
ES749636021 Scan Code

MATERIAL LEGEND

MATERIAL TAG	DESCRIPTION
ACT-01	ACOUSTIC CEILING TILE
CP-01	CARPET TILE 24"x24"
CT-03	CERAMIC WALL TILE
CT-04	CERAMIC FLOOR TILE
FRP	FIBERGLASS REINFORCES PLASTIC WALL PANEL
GB	GYPSUM BOARD CEILING
PT-06	PAINT
RB-01	RUBBER BASE
RF-01	RESINOUS FLOORING - LIGHT DUTY
RF-02	RESINOUS FLOORING - MEDIUM DUTY FOR CHEMICAL RESISTANCE
RF-03	RESINOUS FLOORING - MEDIUM DUTY
RF-04	RESINOUS FLOORING - MEDIUM DUTY
RF-05	RESINOUS FLOORING - SECONDARY CONTAINMENT
TR-01	TRANSITION STRIP
VCT-01	VINYL COMPOSITION TILE
VCT-02	VINYL COMPOSITION TILE - STATIC DISSIPATIVE

*NO TOLERANCE PERMITTED, DIMENSION SHOWN TO BE EXACT

KEYNOTE LEGEND:

TAG #	DESCRIPTION
	FLOOR RECESSED PAN NON RATED
BE-01	WOOD BENCH
IGL-01	OBSCURED GLASS (REFER TO SCHEMES LEGEND)
IGL-08	BACK PAINTED LOW IRON GLASS
LQ-01	LACQUER CABINET FINISH
LR-03	AM-LOCKERS
PL-09	MB-FLOOR MOUNTED TOILET/BIDET
PL-34	AM-WALL-MOUNTED TOILET
PL-37	AM-LAVATORY FAUCET
PL-38	MB-FREESTANDING TUB
PL-41	AM-SHOWER HEAD
PT-09	OIL BASED SEMI GLOSS PAINT
ST-19	STONE SLAB POLISHED
ST-21	STONE SLAB HONED
ST-39	STONE TILE - HONED
TA-01	TOILET PAPER DISPENSER
TA-03	RECESSED PAPER TOWEL DISPENSER & WASTE RECEPTACLE
TA-04	RECESSED SANITARY NAPKIN DISPOSAL UNIT
TA-15	STAINLESS STEEL GRAB BAR WITH SNAP FLANGE
TA-22	FOLDING SHOWER SEAT
TA-31	MIRROR IN FRAME
WDV-03	WOOD VENEER WALL PANEL

NOTE:
REFER TO 7/A-961 FOR TYPICAL GRAB BAR REINFORCING DIMENSIONS

KEY PLAN:

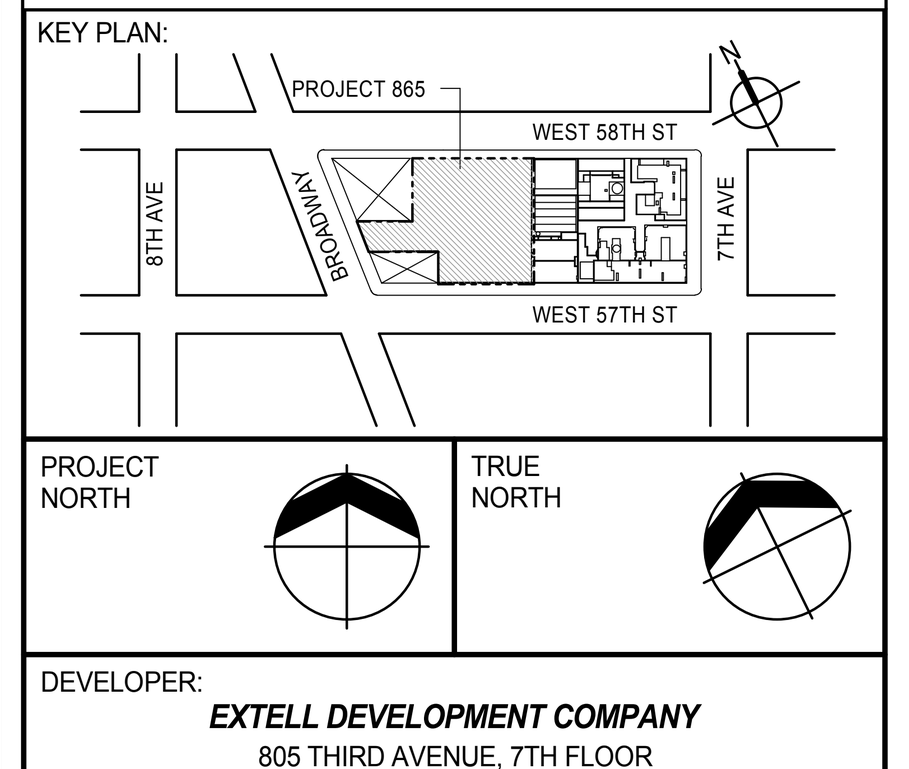

DEVELOPER:
EXTELL DEVELOPMENT COMPANY
805 THIRD AVENUE, 7TH FLOOR
New York, NY 10022 USA
TEL: 212 712 6000 FAX: 212 712 6100

DESIGN ARCHITECT: Base Building Shell & Core
ADRIAN SMITH + GORDON GILL ARCHITECTURE
111 WEST MONROE STREET SUITE 2300
CHICAGO IL 60603
TEL: 312 920 1888 FAX: 312 920 1775

INTERIOR DESIGNER: Residential
Rottet Architecture and Design Studio, PLLC
298 Fifth Ave, 7th Floor
New York, NY 10001
TEL: 646 998 7000 FAX:

ARCHITECT OF RECORD: Base Building Shell, Core, & Residential
AAI ARCHITECTS, P.C.
401 Wellington St. W., 3rd Floor
Toronto, ON M5V 1E7 Canada
TEL: 416 967 1500 FAX: 416 967 7150

STRUCTURAL ENGINEERS:
WSP CANTOR SEINUK
228 EAST 45th Street
New York, NY 10017 USA
TEL: 212 687 9888 FAX: 646 487 5501

MEP ENGINEERS:
AKF GROUP
165 Broadway, 22nd Floor
New York, NY 10006 USA
TEL: 212 354 5656 FAX: 212 354 5668

GEOTECHNICAL ENGINEERS:
Langan Engineering & Environmental Services
21 Penn Plaza - 360 West 31st Street, 8th Floor
New York, NY 10001-2727
TEL: 212 479 5400 FAX: 212 479 5444

CODE CONSULTANTS:
Construction Consulting Associates
100 Church Street
New York, NY 10007
TEL: 212 385 1818 FAX: 212 385 1911

CURTAINWALL CONSULTANT:
AJLP Consulting
40 Worth Street. Suite 826
New York, NY 10013
TEL: 212 757 5659 FAX: 646 219 8508

LANDMARK/PRESERVATION CONSULTANT:
Jan Hird Pokorny Associates, Inc.
39 West 37th Street, 12A
New York, NY 10018
TEL: 212 759 6462 FAX: 212 759 6540

No.	DESCRIPTION	DATE
	D.O.B. SUBMISSION	27 APR 15
1	CD PROGRESS ISSUE 4	01 JUN 15
2	CD PROGRESS ISSUE 5	10 AUG 15
	D.O.B. AMENDMENT 2	21 SEP 15

NOT FOR BID/CONSTRUCTION

Discrepancies must be reported immediately to the Architect before proceeding. Only figured dimensions are to be used. Contractors must check all dimensions on site. This drawing is protected by copyright.

ALL DIMENSIONS ARE SHOWN IN IMPERIAL.

CONSULTANT:
AAI ARCHITECTS, P.C.

PROJECT:
217 WEST 57TH STREET
NEW YORK, NY

DRAWING TITLE:
8TH FLOOR LOCKER RMS ELEVATIONS

SEAL & SIGNATURE:
REGISTERED ARCHITECT WIEPKE DAVID JANSEN No. 028881 STATE OF NEW YORK

DATE:	01 JUN 15
PROJECT No:	1216-00
DRAWN: Author	REV: 2
CHK: Checker	
SCALE: As indicated	
DWG No:	A-965.00
DOB PAGE No:	521 of 569

DOB EMPLOYEE STAMP:
DOB B-SCAN:

36" x 48" Arch E -SHEET SIZE
FILE NAME: C:\Revit Local Files\EXTELL-865-AAI-TWR-CNF_hadlarim.rvt
PLOT DATE: 9/22/2015 1:18:52 PM

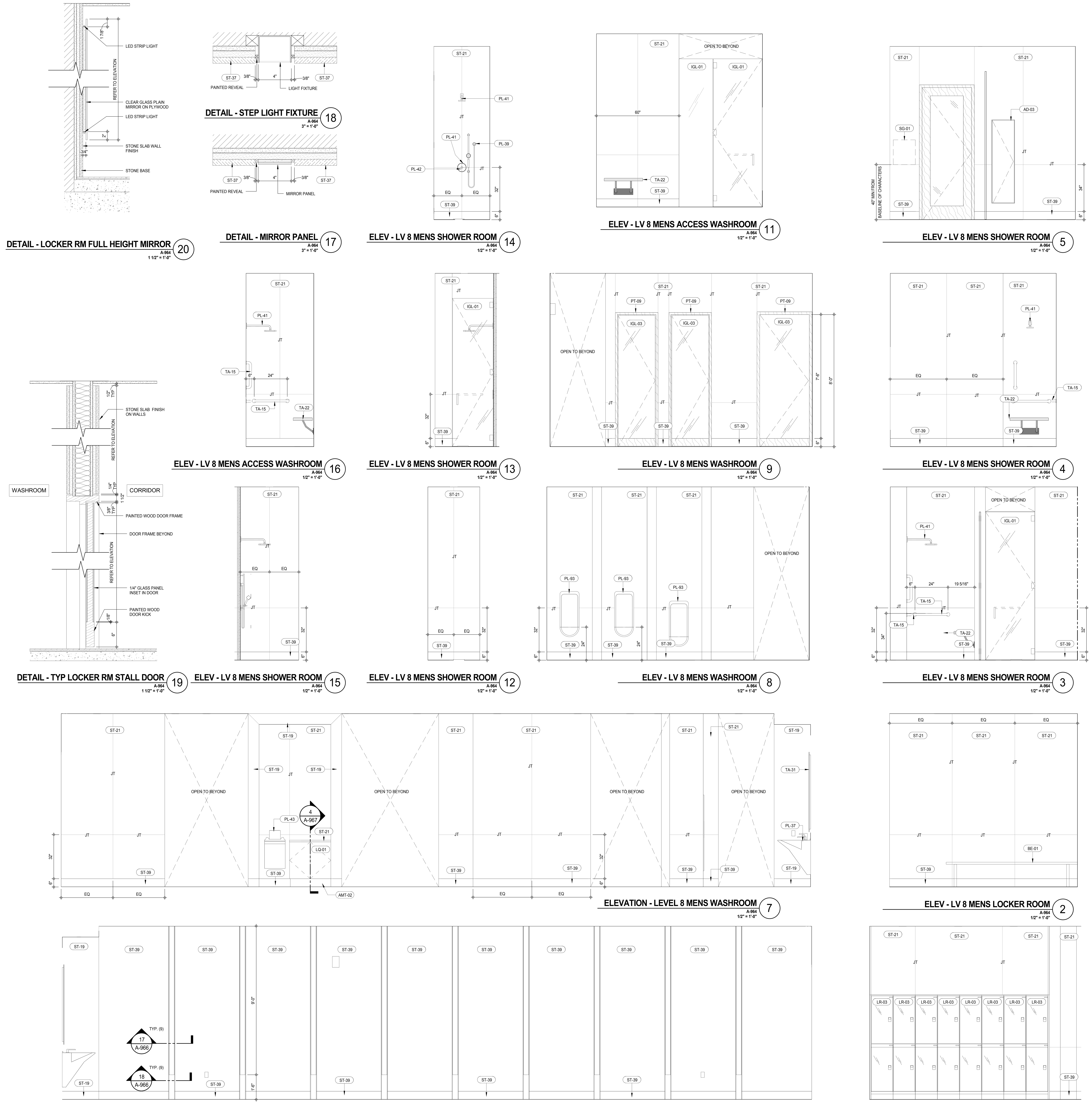

DETAIL - LOCKER RM FULL HEIGHT MIRROR 20 A-964 1 1/2" = 1'-0"

DETAIL - STEP LIGHT FIXTURE 18 A-964 3" = 1'-0"

DETAIL - MIRROR PANEL 17 A-964 3" = 1'-0"

ELEV - LV 8 MENS SHOWER ROOM 14 A-964 1/2" = 1'-0"

ELEV - LV 8 MENS ACCESS WASHROOM 11 A-964 1/2" = 1'-0"

ELEV - LV 8 MENS SHOWER ROOM 5 A-964 1/2" = 1'-0"

ELEV - LV 8 MENS ACCESS WASHROOM 16 A-964 1/2" = 1'-0"

ELEV - LV 8 MENS SHOWER ROOM 13 A-964 1/2" = 1'-0"

ELEV - LV 8 MENS WASHROOM 9 A-964 1/2" = 1'-0"

ELEV - LV 8 MENS SHOWER ROOM 4 A-964 1/2" = 1'-0"

DETAIL - TYP LOCKER RM STALL DOOR 19 A-964 1 1/2" = 1'-0"

ELEV - LV 8 MENS SHOWER ROOM 15 A-964 1/2" = 1'-0"

ELEV - LV 8 MENS SHOWER ROOM 12 A-964 1/2" = 1'-0"

ELEV - LV 8 MENS WASHROOM 8 A-964 1/2" = 1'-0"

ELEV - LV 8 MENS SHOWER ROOM 3 A-964 1/2" = 1'-0"

ELEVATION - LEVEL 8 MENS WASHROOM 7 A-964 1/2" = 1'-0"

ELEV - LV 8 MENS LOCKER ROOM 2 A-964 1/2" = 1'-0"

ELEV - LV 8 MENS WASHROOM 6 A-964 1/2" = 1'-0"

ELEV - LV 8 MENS LOCKER ROOM 1 A-964 1/2" = 1'-0"

MATERIAL LEGEND

MATERIAL TAG	DESCRIPTION
ACT-01	ACOUSTIC CEILING TILE
CP-01	CARPET TILE 24"x24"
CT-03	CERAMIC WALL TILE
CT-04	CERAMIC FLOOR TILE
FRP	FIBERGLASS REINFORCES PLASTIC WALL PANEL
GB	GYPSUM BOARD CEILING
PT-06	PAINT
RB-01	RUBBER BASE
RF-01	RESINOUS FLOORING - LIGHT DUTY
RF-02	RESINOUS FLOORING - MEDIUM DUTY FOR CHEMICAL RESISTANCE
RF-03	RESINOUS FLOORING - MEDIUM DUTY
RF-04	RESINOUS FLOORING - MEDIUM DUTY
RF-05	RESINOUS FLOORING - SECONDARY CONTAINMENT
TR-01	TRANSITION STRIP
VCT-01	VINYL COMPOSITION TILE
VCT-02	VINYL COMPOSITION TILE - STATIC DISSIPATIVE

*NO TOLERANCE PERMITTED, DIMENSION SHOWN TO BE EXACT

KEYNOTE LEGEND:

TAG #	DESCRIPTION
AD-03	ACCESS DOOR RECESSED PAN NON RATED
AMT-02	POLISHED STAINLESS STEEL
BE-01	WOOD BENCH
IGL-01	OBSCURED GLASS (REFER TO SCHEMES LEGEND)
IGL-03	CLEAR, LOW IRON GLASS
LQ-01	LACQUER CABINET FINISH
LR-03	AM-LOCKERS
PL-37	AM-LAVATORY FAUCET
PL-39	AM ADA COMPLIANT HAND SHOWER
PL-41	AM-SHOWER HEAD
PL-42	AM-PRESSURE BALANCE VALVE w DIVERTER
PL-43	AM-SWIMSUIT WATER EXTRACTOR
PL-93	BH-URINAL
PT-09	OIL BASED SEMI GLOSS PAINT
SG-01	WARNING PLACARD
ST-19	STONE SLAB POLISHED
ST-21	STONE SLAB HONED
ST-37	STONE TILE MOSAIC
ST-39	STONE TILE - HONED
TA-15	STAINLESS STEEL GRAB BAR WITH SNAP FLANGE
TA-22	FOLDING SHOWER SEAT
TA-31	MIRROR IN FRAME

NOTE:
REFER TO 7/A-961 FOR TYPICAL GRAB BAR REINFORCING DIMENSIONS

DEPT OF BLDGS 121328205 Job Number — ES226609564 Scan Code

KEY PLAN: PROJECT 865, WEST 58TH ST, WEST 57TH ST, 8TH AVE, BROADWAY, 7TH AVE

PROJECT NORTH — TRUE NORTH

DEVELOPER:
EXTELL DEVELOPMENT COMPANY
805 THIRD AVENUE, 7TH FLOOR
New York, NY 10022 USA
TEL: 212 712 6000 FAX: 212 712 6100

DESIGN ARCHITECT: Base Building Shell & Core
ADRIAN SMITH + GORDON GILL ARCHITECTURE
111 WEST MONROE STREET SUITE 2300
CHICAGO IL 60603
TEL: 312 920 1888 FAX: 312 920 1775

INTERIOR DESIGNER: Residential
Rottet Architecture and Design Studio, PLLC
298 Fifth Ave, 7th Floor
New York, NY 10001
TEL: 646 998 7000 FAX:

ARCHITECT OF RECORD: Base Building Shell, Core, & Residential
AAI ARCHITECTS, P.C.
401 Wellington St. W., 3rd Floor
Toronto, ON M5V 1E7 Canada
TEL: 416 967 1500 FAX: 416 967 7150

STRUCTURAL ENGINEERS:
WSP CANTOR SEINUK
228 EAST 45th Street
New York, NY 10017 USA
TEL: 212 687 9888 FAX: 646 487 5501

MEP ENGINEERS:
AKF GROUP
165 Broadway, 22nd Floor
New York, NY 10006 USA
TEL: 212 354 5656 FAX: 212 354 5668

GEOTECHNICAL ENGINEERS:
Langan Engineering & Environmental Services
21 Penn Plaza - 360 West 31st Street, 8th Floor
New York, NY 10001-2727
TEL: 212 479 5400 FAX: 212 479 5444

CODE CONSULTANTS:
Construction Consulting Associates
100 Church Street
New York, NY 10007
TEL: 212 385 1818 FAX: 212 385 1911

CURTAINWALL CONSULTANT:
AJLP Consulting
40 Worth Street. Suite 826
New York, NY 10013
TEL: 212 757 5659 FAX: 646 219 8508

LANDMARK/PRESERVATION CONSULTANT:
Jan Hird Pokorny Associates, Inc.
39 West 37th Street, 12A
New York, NY 10018
TEL: 212 759 6462 FAX: 212 759 6540

No.	DESCRIPTION	DATE
	D.O.B. SUBMISSION	27 APR 15
1	CD PROGRESS ISSUE 4	01 JUN 15
2	CD PROGRESS ISSUE 5	10 AUG 15
	D.O.B. AMENDMENT 2	21 SEP 15

NOT FOR BID/CONSTRUCTION

Discrepancies must be reported immediately to the Architect before proceeding. Only figured dimensions are to be used. Contractors must check all dimensions on site. This drawing is protected by copyright.

ALL DIMENSIONS ARE SHOWN IN IMPERIAL.

CONSULTANT: AAI ARCHITECTS, P.C.

PROJECT:
217 WEST 57TH STREET
NEW YORK, NY

DRAWING TITLE:
8TH FLOOR LOCKER RMS ELEV AND DETAILS

SEAL & SIGNATURE: REGISTERED ARCHITECT WIEPKE DAVID JANSEN No. 028881 STATE OF NEW YORK

DATE:	01 JUN 15
PROJECT No:	1216-00
DRAWN: Author	REV: 2
CHK: Checker	
SCALE: As indicated	
DWG No:	A-966.00
DOB PAGE No:	522 of 569

DOB EMPLOYEE STAMP: DOB B-SCAN:

36" x 48" Arch E -SHEET SIZE

FILE NAME: C:\Revit Local Files\EXTELL-865-AAI-TWR-CNF_hadlarim.rvt
PLOT DATE: 9/22/2015 1:19:44 PM

DEPT OF BLDGS 121253025 Job Number
E3229543464 Scan Code

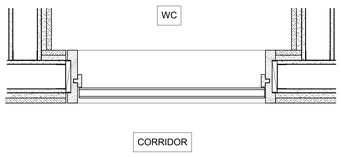

DETAIL - LEVEL 8 WC DOOR PLAN (6)
1 1/2" = 1'-0"

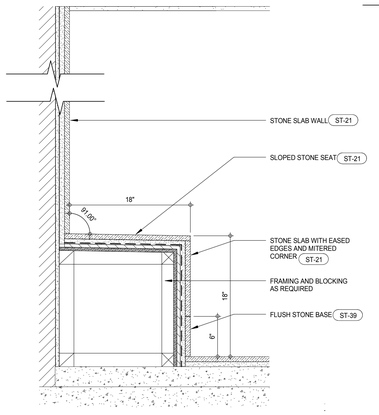

DETAIL - LEVEL 8 STEAM ROOM BENCH (5)
A-964
1 1/2" = 1'-0"

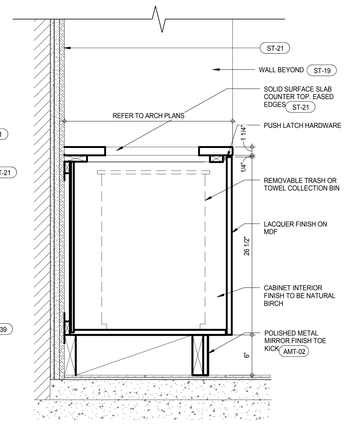

DETAIL - LEVEL 8 WASHROOM DROP-IN BIN (4)
A-964
1 1/2" = 1'-0"

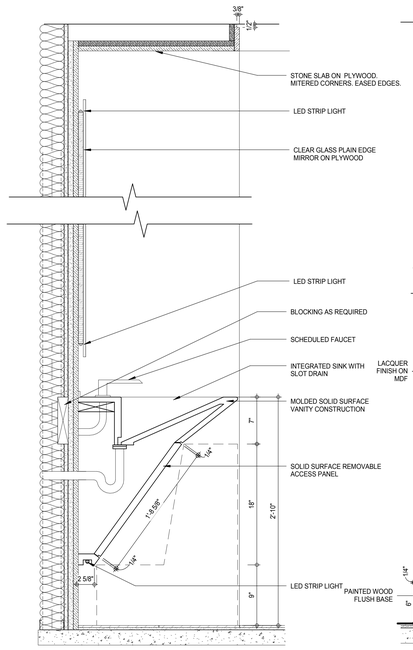

DETAIL - LEVEL 8 MALE WR CORIAN SINK (3)
A-964
1 1/2" = 1'-0"

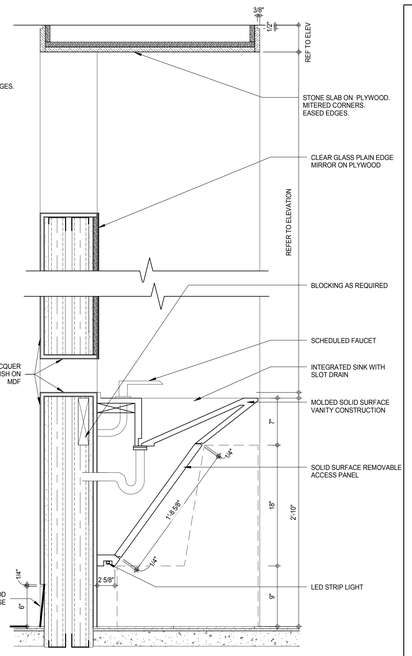

DETAIL - LEVEL 8 FEMALE WR CORIAN SINK (2)
A-964
1 1/2" = 1'-0"

MATERIAL LEGEND

MATERIAL TAG	DESCRIPTION
ACT-01	ACOUSTIC CEILING TILE
CP-01	CARPET TILE 24"x24"
CT-03	CERAMIC WALL TILE
CT-04	CERAMIC FLOOR TILE
FRP	FIBERGLASS REINFORCES PLASTIC WALL PANEL
GB	GYPSUM BOARD CEILING
PT-06	PAINT
RB-01	RUBBER BASE
RF-01	RESINOUS FLOORING - LIGHT DUTY
RF-02	RESINOUS FLOORING - MEDIUM DUTY FOR CHEMICAL RESISTANCE
RF-03	RESINOUS FLOORING - MEDIUM DUTY
RF-04	RESINOUS FLOORING - MEDIUM DUTY
RF-05	RESINOUS FLOORING - SECONDARY CONTAINMENT
TR-01	TRANSITION STRIP
VCT-01	VINYL COMPOSITION TILE
VCT-02	VINYL COMPOSITION TILE - STATIC DISSIPATIVE

*NO TOLERANCE PERMITTED, DIMENSION SHOWN TO BE EXACT

KEYNOTE LEGEND:

TAG #	DESCRIPTION
AMT-02	POLISHED STAINLESS STEEL
GB	GYPSUM BOARD
ST-19	STONE SLAB POLISHED
ST-21	STONE SLAB HONED
ST-39	STONE TILE - HONED

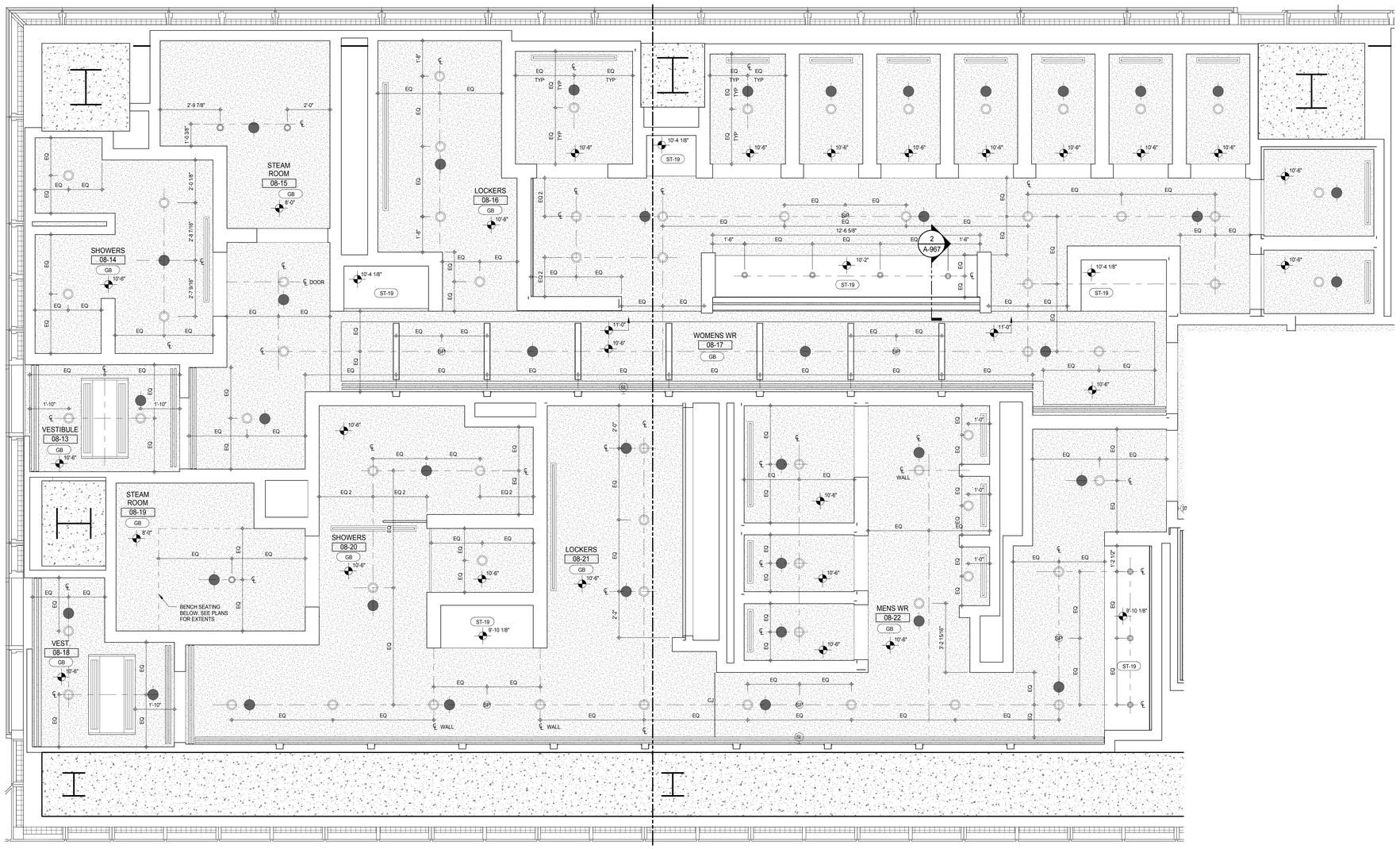

RCP - LEVEL 8 WASHROOM AND LOCKER ROOM (1)
A-202
1/2" = 1'-0"

NOTE:
REFER TO 7/A-961 FOR TYPICAL GRAB BAR REINFORCING DIMENSIONS

KEY PLAN:

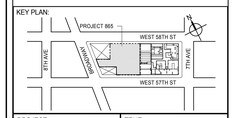

PROJECT NORTH

TRUE NORTH

DEVELOPER:
EXTELL DEVELOPMENT COMPANY
805 THIRD AVENUE, 7TH FLOOR
New York, NY 10022 USA
TEL: 212 712 6000 FAX: 212 712 6100

DESIGN ARCHITECT: Base Building Shell & Core
ADRIAN SMITH + GORDON GILL ARCHITECTURE
111 WEST MONROE STREET SUITE 2300
CHICAGO IL 60603
TEL: 312 920 1888 FAX: 312 920 1775

INTERIOR DESIGNER: Residential
Rottet Architecture and Design Studio, PLLC
298 Fifth Ave, 7th Floor
New York, NY 10001
TEL: 646 998 7000 FAX:

ARCHITECT OF RECORD: Base Building Shell, Core, & Residential
AAI ARCHITECTS, P.C.
401 Wellington St. W., 3rd Floor
Toronto, ON M5V 1E7 Canada
TEL: 416 967 1500 FAX: 416 967 7150

STRUCTURAL ENGINEERS:
WSP CANTOR SEINUK
228 EAST 45th Street
New York, NY 10017 USA
TEL: 212 687 9888 FAX: 646 487 5501

MEP ENGINEERS:
AKF GROUP
165 Broadway, 22nd Floor
New York, NY 10006 USA
TEL: 212 354 5656 FAX: 212 354 5668

GEOTECHNICAL ENGINEERS:
Langan Engineering & Environmental Services
21 Penn Plaza - 360 West 31st Street, 8th Floor
New York, NY 10001-2727
TEL: 212 479 5400 FAX: 212 479 5444

CODE CONSULTANTS:
Construction Consulting Associates
100 Church Street
New York, NY 10007
TEL: 212 385 1818 FAX: 212 385 1911

CURTAINWALL CONSULTANT:
AJLP Consulting
40 Worth Street. Suite 826
New York, NY 10013
TEL: 212 757 5659 FAX: 646 219 8508

LANDMARK/PRESERVATION CONSULTANT:
Jan Hird Pokorny Associates, Inc.
39 West 37th Street, 12A
New York, NY 10018
TEL: 212 759 6462 FAX: 212 759 6540

No.	DESCRIPTION	DATE
1	CD PROGRESS ISSUE 4	01 JUN 15
2	CD PROGRESS ISSUE 5	10 AUG 15
	D.O.B. AMENDMENT 2	21 SEP 15

NOT FOR BID/CONSTRUCTION

Discrepancies must be reported immediately to the Architect before proceeding. Only figured dimensions are to be used. Contractors must check all dimensions on site. This drawing is protected by copyright.

ALL DIMENSIONS ARE SHOWN IN IMPERIAL.

CONSULTANT:
AAI ARCHITECTS, P.C.

PROJECT:
217 WEST 57TH STREET
NEW YORK, NY

DRAWING TITLE:
8TH FLOOR LOCKER RMS RCP AND DETAILS

SEAL & SIGNATURE:
REGISTERED ARCHITECT ALAN DAVID JAKOB 028883 STATE OF NEW YORK

DATE:	01 JUN 15
PROJECT No:	1216-00
DRAWN: Author	REV: 2
CHK: Checker	
SCALE: As indicated	
DWG No:	A-967.00
DOB PAGE No:	523 of 569

DOB EMPLOYEE STAMP:
DOB B-SCAN:

36" x 48" Arch E SHEET SIZE
FILE NAME: C:\Revit Local Files\EXTELL-865-AAI-TWR-CNF_tradeim.rvt
PLOT DATE: 9/22/2015 12:33:59 PM

DEPT OF BLDGS 421253630 Job Number
E320150595613 Scan Code

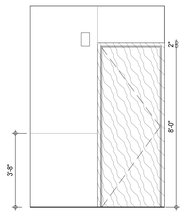

INTERIOR ELEV. - LEVEL 10 TREATMENT ROOM 16
A-968
3/8" = 1'-0"

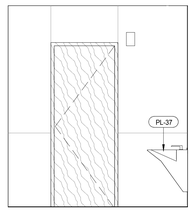

INTERIOR ELEV. - LEVEL 10 TREATMENT ROOM 12
A-968
3/8" = 1'-0"

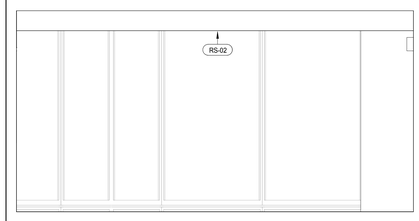

INTERIOR ELEV. - LEVEL 10 TREATMENT ROOM 8
A-968
3/8" = 1'-0"

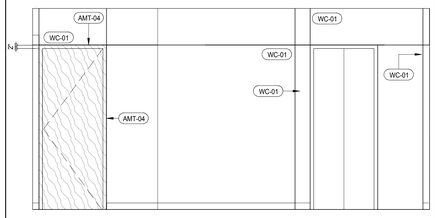

INTERIOR ELEV. - LEVEL 10 TREATMENT ROOM 4
A-968
3/8" = 1'-0"

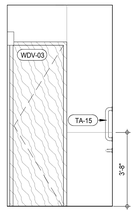

INTERIOR ELEV. - LEVEL 10 TREATMENT ROOM 15
A-968
3/8" = 1'-0"

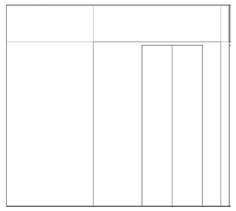

INTERIOR ELEV. - LEVEL 10 TREATMENT ROOM 11
A-968
3/8" = 1'-0"

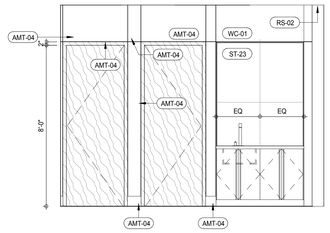

INTERIOR ELEV. - LEVEL 10 TREATMENT ROOM 7
A-968
3/8" = 1'-0"



INTERIOR ELEV. - LEVEL 10 TREATMENT ROOM 3
A-968
3/8" = 1'-0"

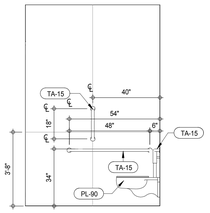

INTERIOR ELEV. - LEVEL 10 TREATMENT ROOM 14
A-968
3/8" = 1'-0"

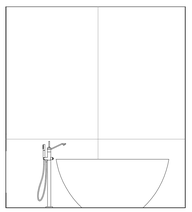

INTERIOR ELEV. - LEVEL 10 TREATMENT ROOM 10
A-968
3/8" = 1'-0"

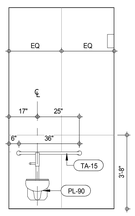

INTERIOR ELEV. - LEVEL 10 TREATMENT ROOM 13
A-968
3/8" = 1'-0"

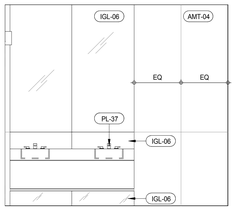

INTERIOR ELEV. - LEVEL 10 TREATMENT ROOM 9
A-968
3/8" = 1'-0"

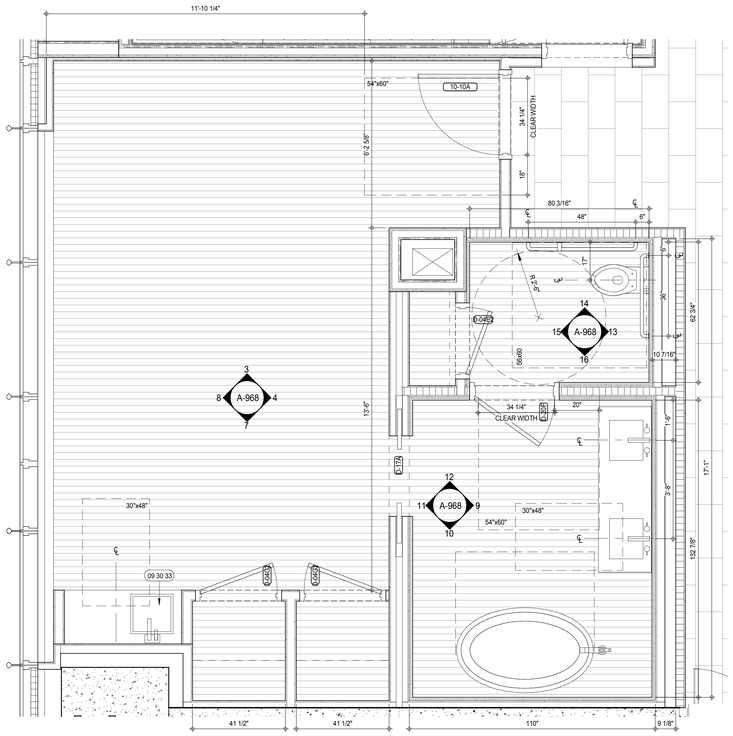

DETAIL PLAN - LEVEL 10 TREATMENT ROOM 1
A-117
1/2" = 1'-0"

MATERIAL LEGEND

MATERIAL TAG	DESCRIPTION
ACT-01	ACOUSTIC CEILING TILE
CP-01	CARPET TILE 24"x24"
CT-03	CERAMIC WALL TILE
CT-04	CERAMIC FLOOR TILE
FRP	FIBERGLASS REINFORCES PLASTIC WALL PANEL
GB	GYPSUM BOARD CEILING
PT-06	PAINT
RB-01	RUBBER BASE
RF-01	RESINOUS FLOORING - LIGHT DUTY
RF-02	RESINOUS FLOORING - MEDIUM DUTY FOR CHEMICAL RESISTANCE
RF-03	RESINOUS FLOORING - MEDIUM DUTY
RF-04	RESINOUS FLOORING - MEDIUM DUTY
RF-05	RESINOUS FLOORING - SECONDARY CONTAINMENT
TR-01	TRANSITION STRIP
VCT-01	VINYL COMPOSITION TILE
VCT-02	VINYL COMPOSITION TILE - STATIC DISSIPATIVE

*NO TOLERANCE PERMITTED, DIMENSION SHOWN TO BE EXACT

KEYNOTE LEGEND:

TAG #	DESCRIPTION
09 30 33	STONE TILING
AMT-04	CUSTOM BURNISHED BRASS
IGL-06	CLEAR GLASS, SILVER MIRROR
PL-37	AM-LAVATORY FAUCET
PL-90	BH-WALL MOUNTED TOILET
RS-02	MANUAL ROLLER WINDOW SHADES
ST-23	STONE TILE - HONED
TA-15	STAINLESS STEEL GRAB BAR WITH SNAP FLANGE
WC-01	WALL COVERING
WDV-03	WOOD VENEER WALL PANEL

NOTE:
REFER TO 7/A-961 FOR TYPICAL GRAB BAR REINFORCING DIMENSIONS

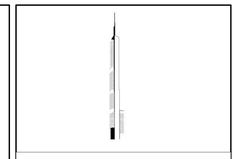

KEY PLAN:

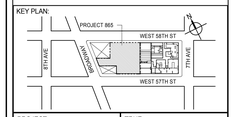

PROJECT NORTH

TRUE NORTH

DEVELOPER:
EXTELL DEVELOPMENT COMPANY
805 THIRD AVENUE, 7TH FLOOR
New York, NY 10022 USA
TEL: 212 712 6000 FAX: 212 712 6100

DESIGN ARCHITECT: Base Building Shell & Core
ADRIAN SMITH + GORDON GILL ARCHITECTURE
111 WEST MONROE STREET SUITE 2300
CHICAGO IL 60603
TEL: 312 920 1888 FAX: 312 920 1775

INTERIOR DESIGNER: Residential
Rottet Architecture and Design Studio, PLLC
298 Fifth Ave, 7th Floor
New York, NY 10001
TEL: 646 998 7000 FAX:

ARCHITECT OF RECORD: Base Building Shell, Core, & Residential
AAI ARCHITECTS, P.C.
401 Wellington St. W., 3rd Floor
Toronto, ON M5V 1E7 Canada
TEL: 416 967 1500 FAX: 416 967 7150

STRUCTURAL ENGINEERS:
WSP CANTOR SEINUK
228 EAST 45th Street
New York, NY 10017 USA
TEL: 212 687 9888 FAX: 646 487 5501

MEP ENGINEERS:
AKF GROUP
165 Broadway, 22nd Floor
New York, NY 10006 USA
TEL: 212 354 5656 FAX: 212 354 5668

GEOTECHNICAL ENGINEERS:
Langan Engineering & Environmental Services
21 Penn Plaza - 360 West 31st Street, 8th Floor
New York, NY 10001-2727
TEL: 212 479 5400 FAX: 212 479 5444

CODE CONSULTANTS:
Construction Consulting Associates
100 Church Street
New York, NY 10007
TEL: 212 385 1818 FAX: 212 385 1911

CURTAINWALL CONSULTANT:
AJLP Consulting
40 Worth Street. Suite 826
New York, NY 10013
TEL: 212 757 5659 FAX: 646 219 8508

LANDMARK/PRESERVATION CONSULTANT:
Jan Hird Pokorny Associates, Inc.
39 West 37th Street, 12A
New York, NY 10018
TEL: 212 759 6462 FAX: 212 759 6540

No.	DESCRIPTION	DATE
1	D.O.B. SUBMISSION	05 DEC 14
2	CD PROGRESS ISSUE 2	19 DEC 14
3	CD PROGRESS ISSUE 4	01 JUN 15
4	CD PROGRESS ISSUE 5	10 AUG 15
	D.O.B. AMENDMENT 2	21 SEP 15

ISSUED AS: AI-912 - CD PROGRESS ISSUE 3 - 09 MAR 15

NOT FOR BID/CONSTRUCTION

Discrepancies must be reported immediately to the Architect before proceeding. Only figured dimensions are to be used. Contractors must check all dimensions on site. This drawing is protected by copyright.

ALL DIMENSIONS ARE SHOWN IN IMPERIAL.

CONSULTANT:
AAI ARCHITECTS, P.C.

PROJECT:
217 WEST 57TH STREET
NEW YORK, NY

DRAWING TITLE:
TREATMENT RM PLANS AND ELEVATIONS

SEAL & SIGNATURE:
REGISTERED ARCHITECT WILLIAM DAVID JAMES 022885 STATE OF NEW YORK

DATE:	18 FEB 15
PROJECT No:	1216-00
DRAWN: Author	REV: 4
CHK: Checker	
SCALE: As indicated	
DWG No:	A-968.01
DOB PAGE No:	524 of 569

DOB EMPLOYEE STAMP:
DOB B-SCAN:

36" x 48" Arch E SHEET SIZE
FILE NAME: C:\Revit Local Files\EXTELL-965-AAI-TWR-CNF_hadams.rvt
PLOT DATE: 9/28/2015 1:22:25 PM

DEPT OF BLDGS 421258305 Job Number
E379153314 Scan Code

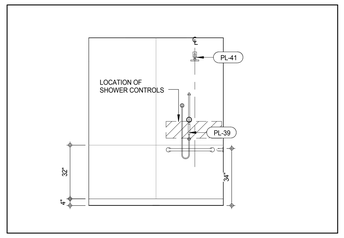

INT. ELEV. - LV 10 MALE AND FEMALE WR (15) A-969 3/8" = 1'-0"

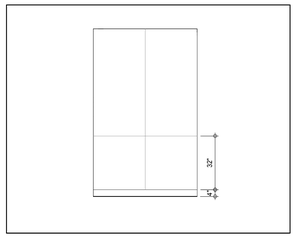

INT. ELEV. - LV 10 MALE AND FEMALE WR (8) A-969 3/8" = 1'-0"

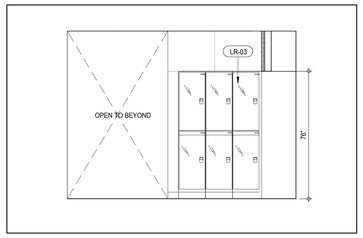

INT. ELEV. - LV 10 MALE AND FEMALE WR (5) A-969 3/8" = 1'-0"

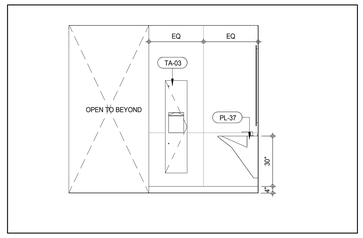

INT. ELEV. - LV 10 MALE AND FEMALE WR (4) A-969 3/8" = 1'-0"

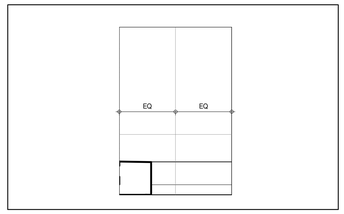

INT. ELEV. - LV 10 MALE AND FEMALE WR (19) A-969 3/8" = 1'-0"

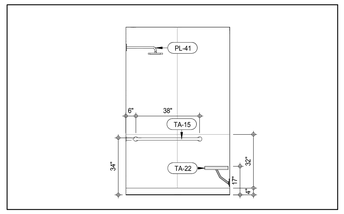

INT. ELEV. - LV 10 MALE AND FEMALE WR (14) A-969 3/8" = 1'-0"

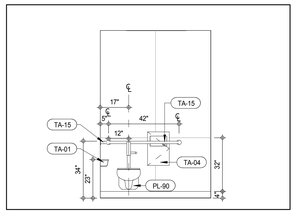

INT. ELEV. - LV 10 MALE AND FEMALE WR (7) A-969 3/8" = 1'-0"

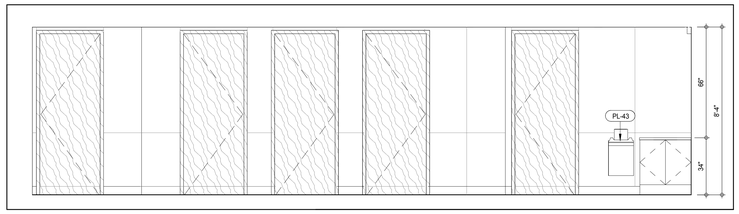

INT. ELEV. - LV 10 MALE AND FEMALE WR (2) A-969 3/8" = 1'-0"

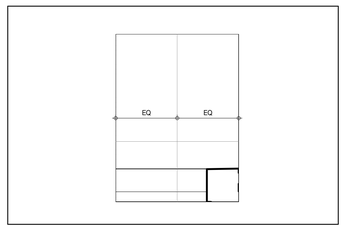

INT. ELEV. - LV 10 MALE AND FEMALE WR (18) A-969 3/8" = 1'-0"

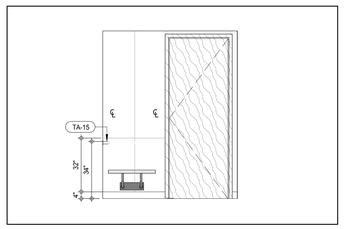

INT. ELEV. - LV 10 MALE AND FEMALE WR (13) A-969 3/8" = 1'-0"

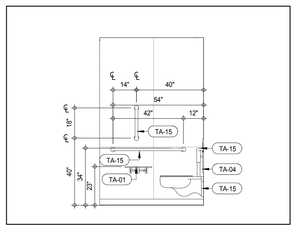

INT. ELEV. - LV 10 MALE AND FEMALE WR (6) A-969 3/8" = 1'-0"

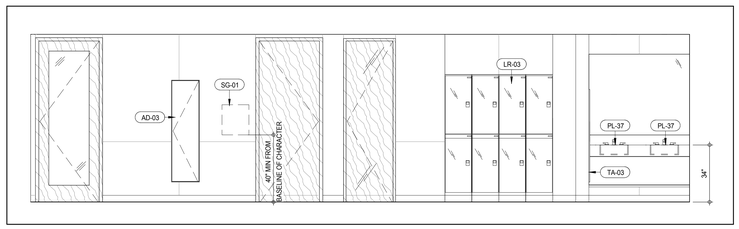

INT. ELEV. - LV 10 MALE AND FEMALE WR (3) A-969 3/8" = 1'-0"



INT. ELEV. - LV 10 MALE AND FEMALE WR (17) A-969 3/8" = 1'-0"

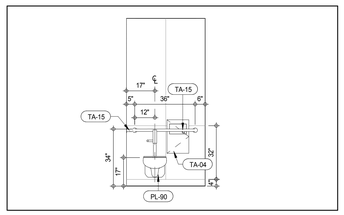

INT. ELEV. - LV 10 MALE AND FEMALE WR (12) A-969 3/8" = 1'-0"

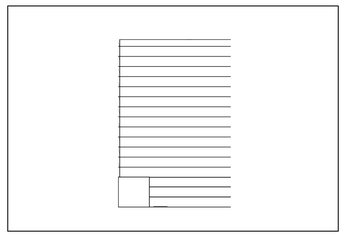

INT. ELEV. - LV 10 MALE AND FEMALE WR (16) A-969 3/8" = 1'-0"

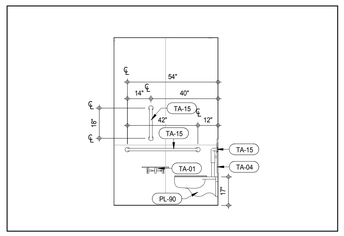

INT. ELEV. - LV 10 MALE AND FEMALE WR (11) A-969 3/8" = 1'-0"

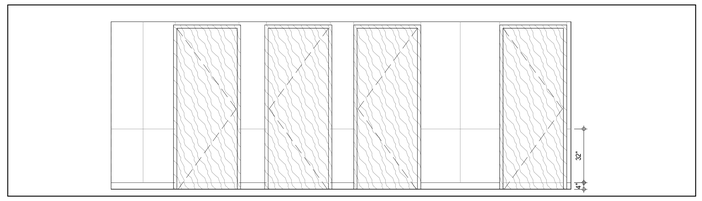

INT. ELEV. - LV 10 MALE AND FEMALE WR (10) A-969 3/8" = 1'-0"

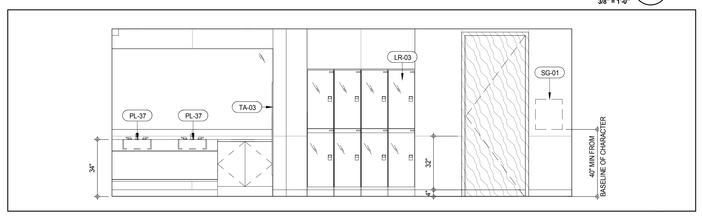

INT. ELEV. - LV 10 MALE AND FEMALE WR (9) A-969 3/8" = 1'-0"

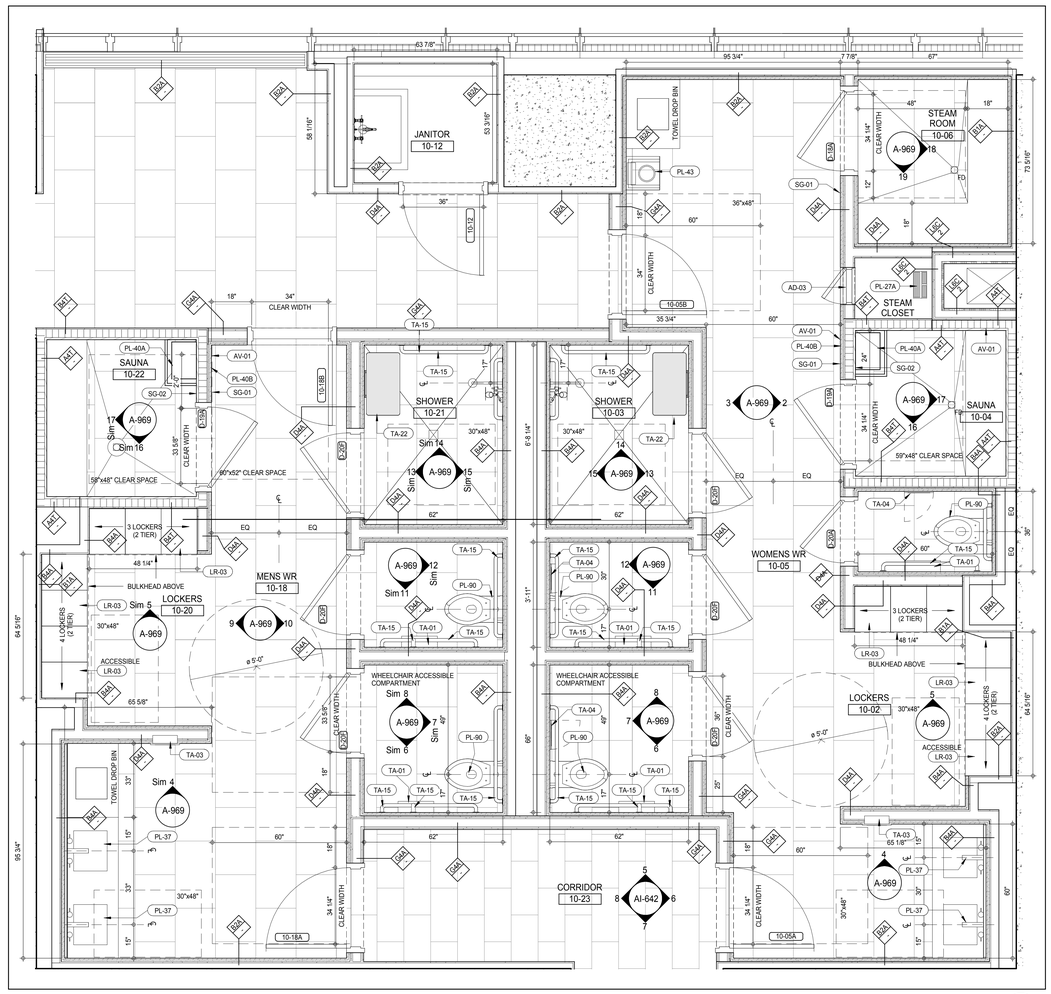

PLAN DETAIL - LEVEL 10 MALE AND FEMALE WASHROOM (1) A-117 1/2" = 1'-0"

MATERIAL LEGEND

MATERIAL TAG	DESCRIPTION
ACT-01	ACOUSTIC CEILING TILE
CP-01	CARPET TILE 24"x24"
CT-03	CERAMIC WALL TILE
CT-04	CERAMIC FLOOR TILE
FRP	FIBERGLASS REINFORCES PLASTIC WALL PANEL
GB	GYPSUM BOARD CEILING
PT-06	PAINT
RB-01	RUBBER BASE
RF-01	RESINOUS FLOORING - LIGHT DUTY
RF-02	RESINOUS FLOORING - MEDIUM DUTY FOR CHEMICAL RESISTANCE
RF-03	RESINOUS FLOORING - MEDIUM DUTY
RF-04	RESINOUS FLOORING - MEDIUM DUTY
RF-05	RESINOUS FLOORING - SECONDARY CONTAINMENT
TR-01	TRANSITION STRIP
VCT-01	VINYL COMPOSITION TILE
VCT-02	VINYL COMPOSITION TILE - STATIC DISSIPATIVE

*NO TOLERANCE PERMITTED, DIMENSION SHOWN TO BE EXACT

KEYNOTE LEGEND:

TAG #	DESCRIPTION
AD-03	ACCESS DOOR RECESSED PAN NON RATED
AV-01	AIR INLET/OUTLET GRILL
LR-03	AM-LOCKERS
PL-27A	WALL MOUNTED STEAM GENERATOR (SMALL)
PL-37	AM-LAVATORY FAUCET
PL-39	AM ADA COMPLIANT HAND SHOWER
PL-40A	AM-WALL MOUNTED SAUNA HEATER
PL-40B	AM-SAUNA HEATER CONTROL
PL-41	AM-SHOWER HEAD
PL-43	AM-SWIMSUIT WATER EXTRACTOR
PL-90	BH-WALL MOUNTED TOILET
SG-01	WARNING PLACARD
SG-02	CAUTION PLACARD
TA-01	TOILET PAPER DISPENSER
TA-03	RECESSED PAPER TOWEL DISPENSER & WASTE RECEPTACLE
TA-04	RECESSED SANITARY NAPKIN DISPOSAL UNIT
TA-15	STAINLESS STEEL GRAB BAR WITH SNAP FLANGE
TA-22	FOLDING SHOWER SEAT

NOTE:
REFER TO 7/A-961 FOR TYPICAL GRAB BAR REINFORCING DIMENSIONS

/ISSUED AS: AI-913 - CD PROGRESS ISSUE 3 - 09 MAR 15/



KEY PLAN:

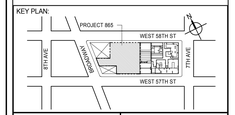

PROJECT NORTH

TRUE NORTH

DEVELOPER:
EXTELL DEVELOPMENT COMPANY
805 THIRD AVENUE, 7TH FLOOR
New York, NY 10022 USA
TEL: 212 712 6000 FAX: 212 712 6100

DESIGN ARCHITECT: Base Building Shell & Core
ADRIAN SMITH + GORDON GILL ARCHITECTURE
111 WEST MONROE STREET SUITE 2300
CHICAGO IL 60603
TEL: 312 920 1888 FAX: 312 920 1775

INTERIOR DESIGNER: Residential
Rottet Architecture and Design Studio, PLLC
298 Fifth Ave, 7th Floor
New York, NY 10001
TEL: 646 998 7000 FAX:

ARCHITECT OF RECORD: Base Building Shell, Core, & Residential
AAI ARCHITECTS, P.C.
401 Wellington St. W., 3rd Floor
Toronto, ON M5V 1E7 Canada
TEL: 416 967 1500 FAX: 416 967 7150

STRUCTURAL ENGINEERS:
WSP CANTOR SEINUK
228 EAST 45th Street
New York, NY 10017 USA
TEL: 212 687 9888 FAX: 646 487 5501

MEP ENGINEERS:
AKF GROUP
165 Broadway, 22nd Floor
New York, NY 10006 USA
TEL: 212 354 5656 FAX: 212 354 5668

GEOTECHNICAL ENGINEERS:
Langan Engineering & Environmental Services
21 Penn Plaza - 360 West 31st Street, 8th Floor
New York, NY 10001-2727
TEL: 212 479 5400 FAX: 212 479 5444

CODE CONSULTANTS:
Construction Consulting Associates
100 Church Street
New York, NY 10007
TEL: 212 385 1818 FAX: 212 385 1911

CURTAINWALL CONSULTANT:
AJLP Consulting
40 Worth Street. Suite 826
New York, NY 10013
TEL: 212 757 5659 FAX: 646 219 8508

LANDMARK/PRESERVATION CONSULTANT:
Jan Hird Pokorny Associates, Inc.
39 West 37th Street, 12A
New York, NY 10018
TEL: 212 759 6462 FAX: 212 759 6540

No.	DESCRIPTION	DATE
1	D.O.B. SUBMISSION	05 DEC 14
2	CD PROGRESS ISSUE 2	19 DEC 14
3	D.O.B. SUBMISSION	18 FEB 15
4	CD PROGRESS ISSUE 3	09 MAR 15
5	CD PROGRESS ISSUE 4	01 JUN 15
6	CD PROGRESS ISSUE 5	10 AUG 15
	D.O.B. AMENDMENT 2	21 SEP 15

NOT FOR BID/CONSTRUCTION

Discrepancies must be reported immediately to the Architect before proceeding. Only figured dimensions are to be used. Contractors must check all dimensions on site. This drawing is protected by copyright.

ALL DIMENSIONS ARE SHOWN IN IMPERIAL.

CONSULTANT:
AAI ARCHITECTS, P.C.

PROJECT:
217 WEST 57TH STREET
NEW YORK, NY

DRAWING TITLE:
10TH FLOOR MALE AND FEMALE WASHROOM PLANS AND ELEVATIONS

SEAL & SIGNATURE: REGISTERED ARCHITECT MICHAEL DAVID JANSSEN 026881 STATE OF NEW YORK

DATE:	18 FEB 15
PROJECT No:	1216-00
DRAWN: Author	REV: 6
CHK: Checker	
SCALE: As indicated	
DWG No:	A-969.01
DOB PAGE No:	525 of 569

DOB EMPLOYEE STAMP: DOB B-SCAN:

36" x 48" Arch E SHEET SIZE
FILE NAME: G:\Revit local files\EXTELL-865-AAI-TWR-ONE_architecture.rvt
PLOT DATE: 9/22/2015 1:23:31 PM

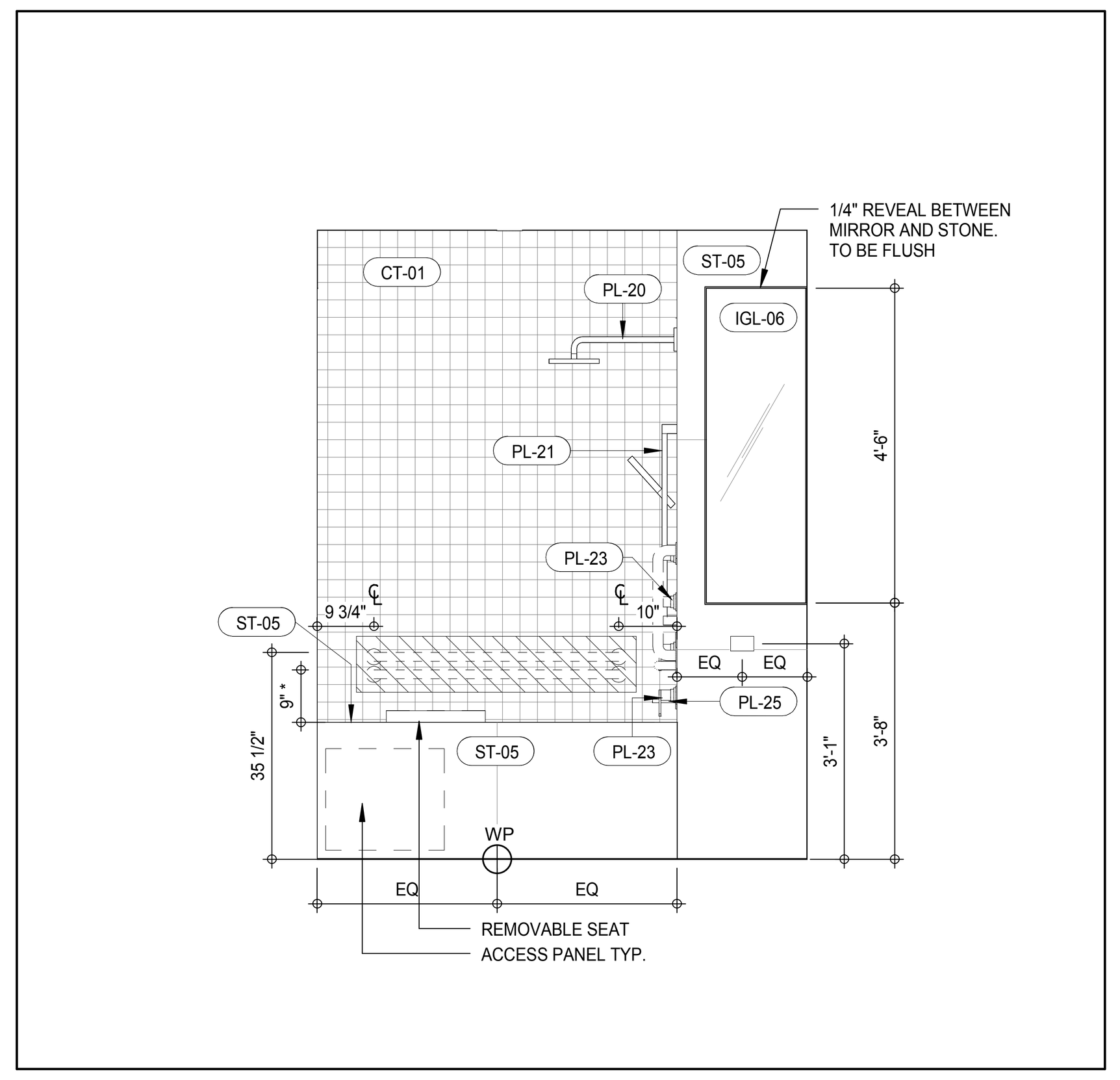

INTERIOR ELEV. - TYPE 'A' BATHROOM - SB-A03 (12)
A-970
1/2" = 1'-0"

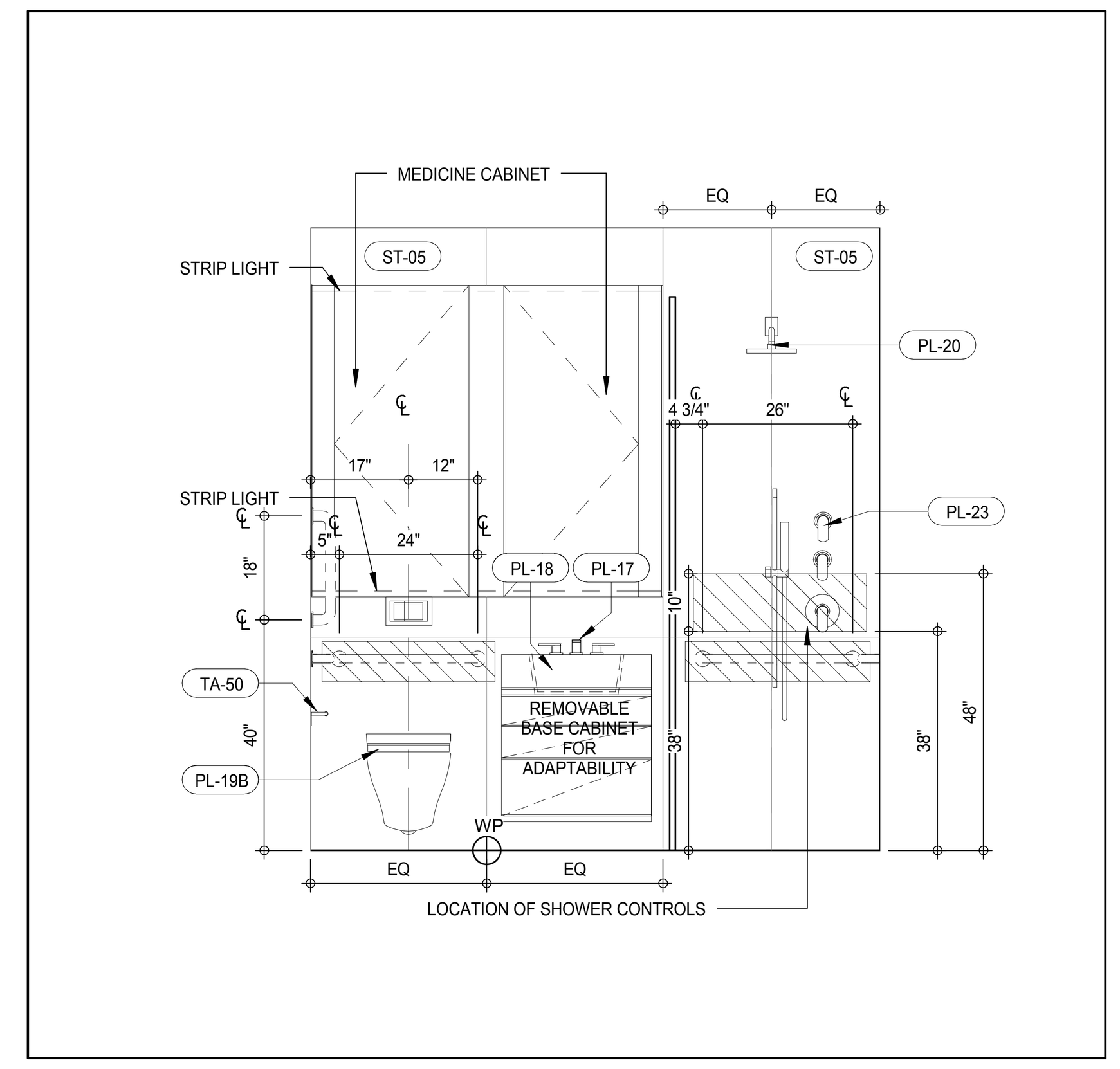

INTERIOR ELEV. - TYPE 'A' BATHROOM - SB-A02 (8)
A-970
1/2" = 1'-0"

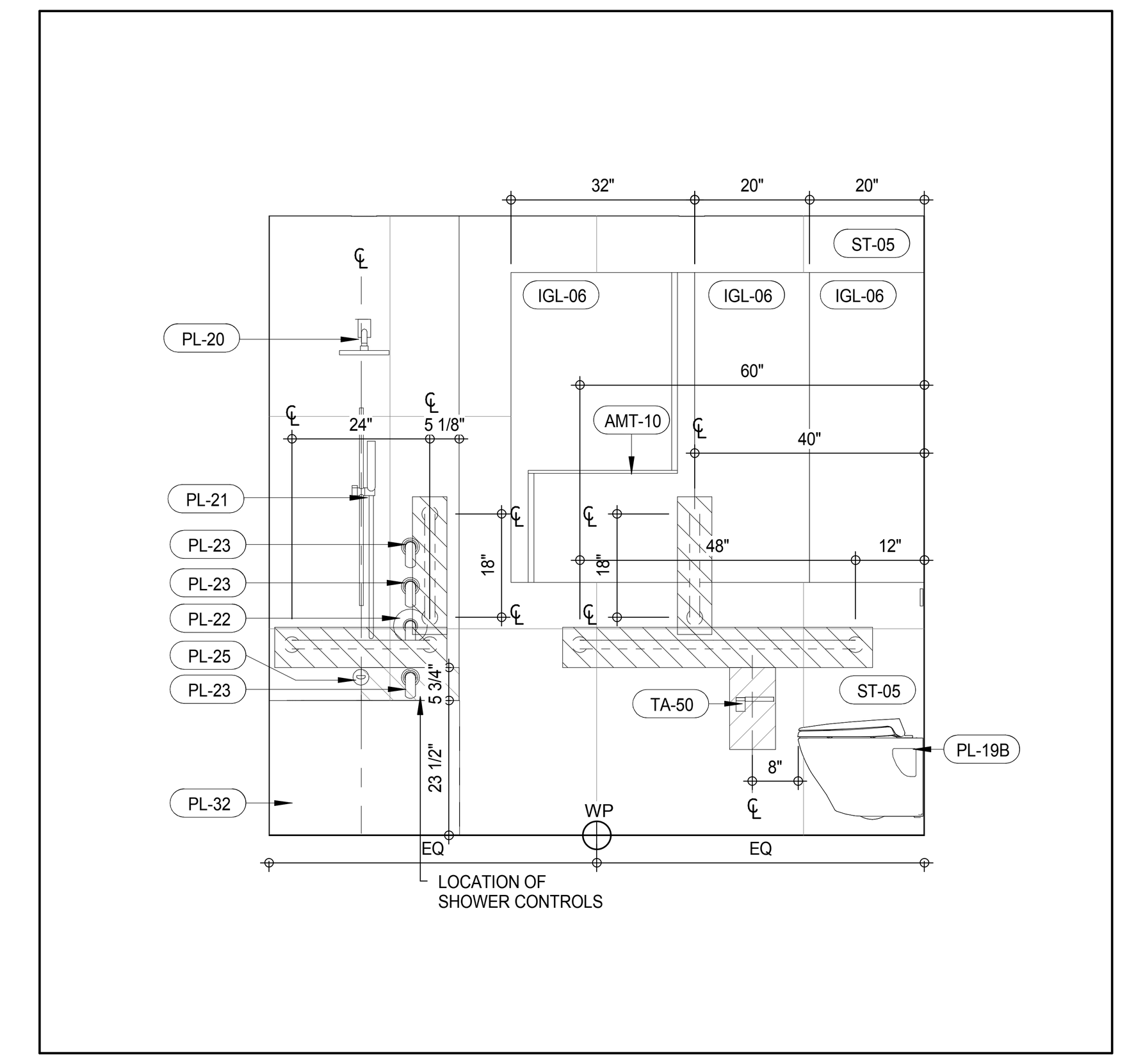

INTERIOR ELEV. - TYPE'A' BATHROOM - SB-A1 (4)
A-970
1/2" = 1'-0"

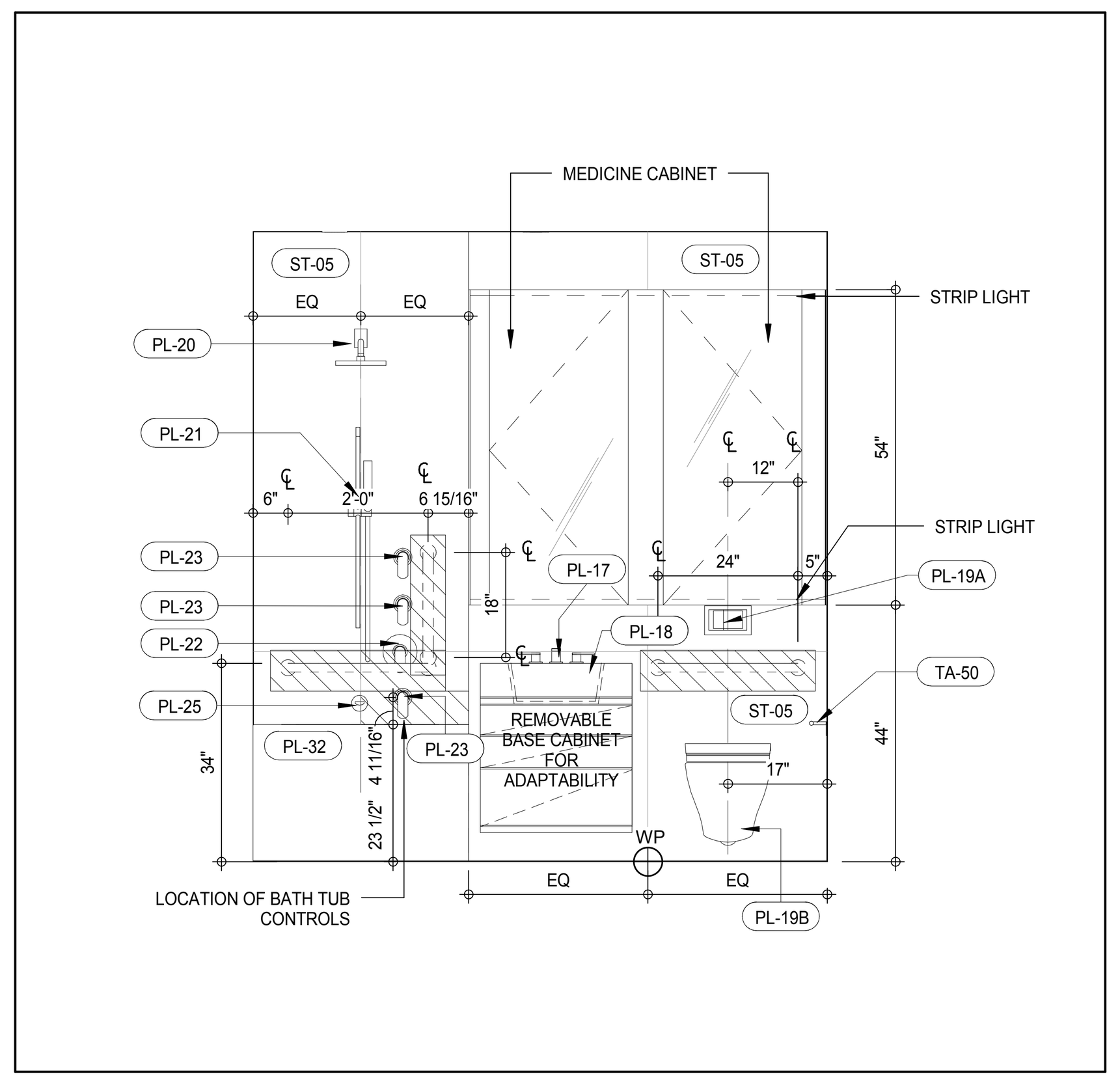

INTERIOR ELEV. - TYPE 'A' BATHROOM - SB-A03 (15)
A-970
1/2" = 1'-0"

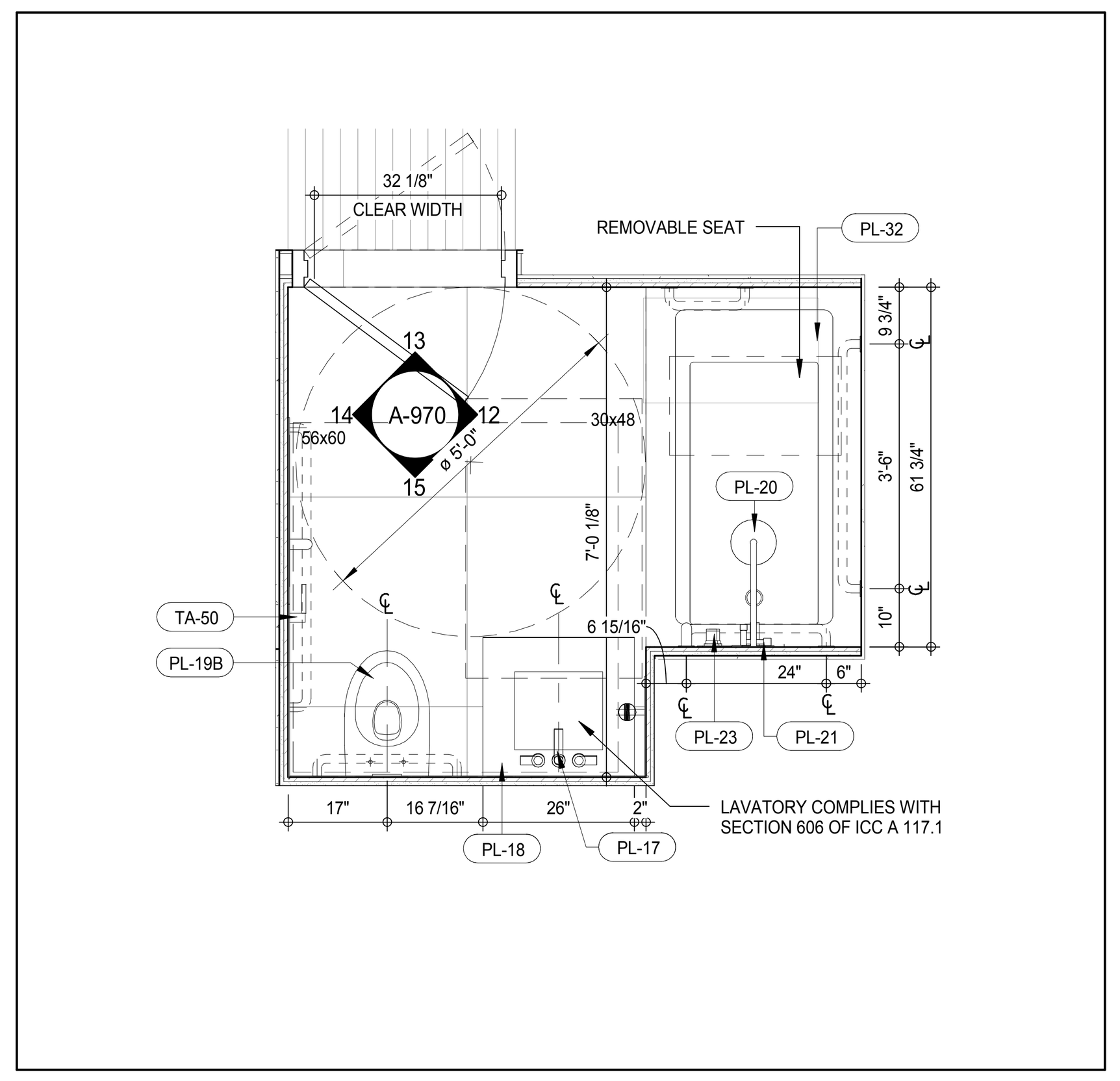

PLAN DETAIL - TYPE'A' BATHROOM - SB-A03 (11)
A-212
1/2" = 1'-0"

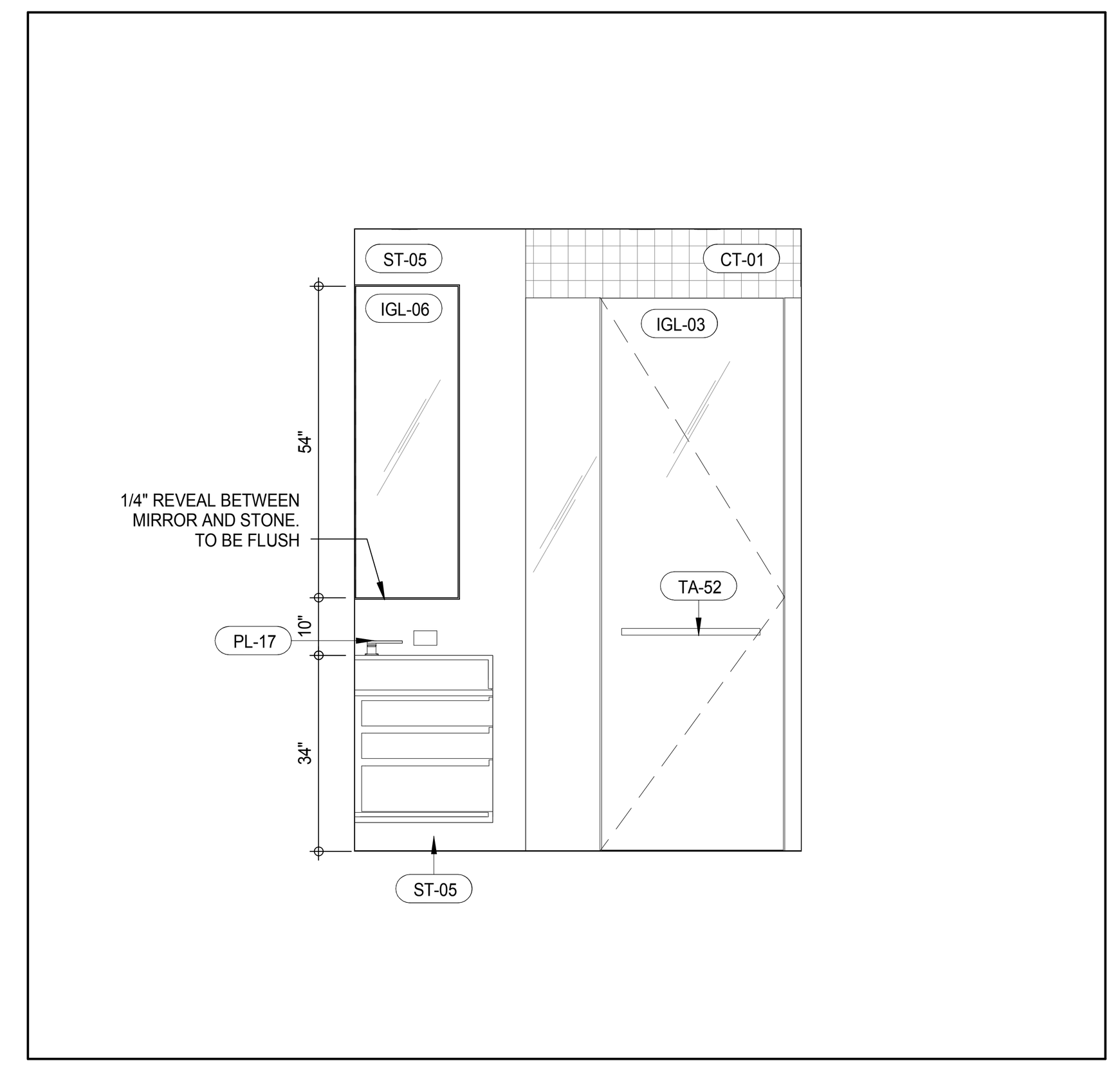

TYPE 'A' BATHROOM - SB-A02 ELEVATION (7)
A-970
1/2" = 1'-0"

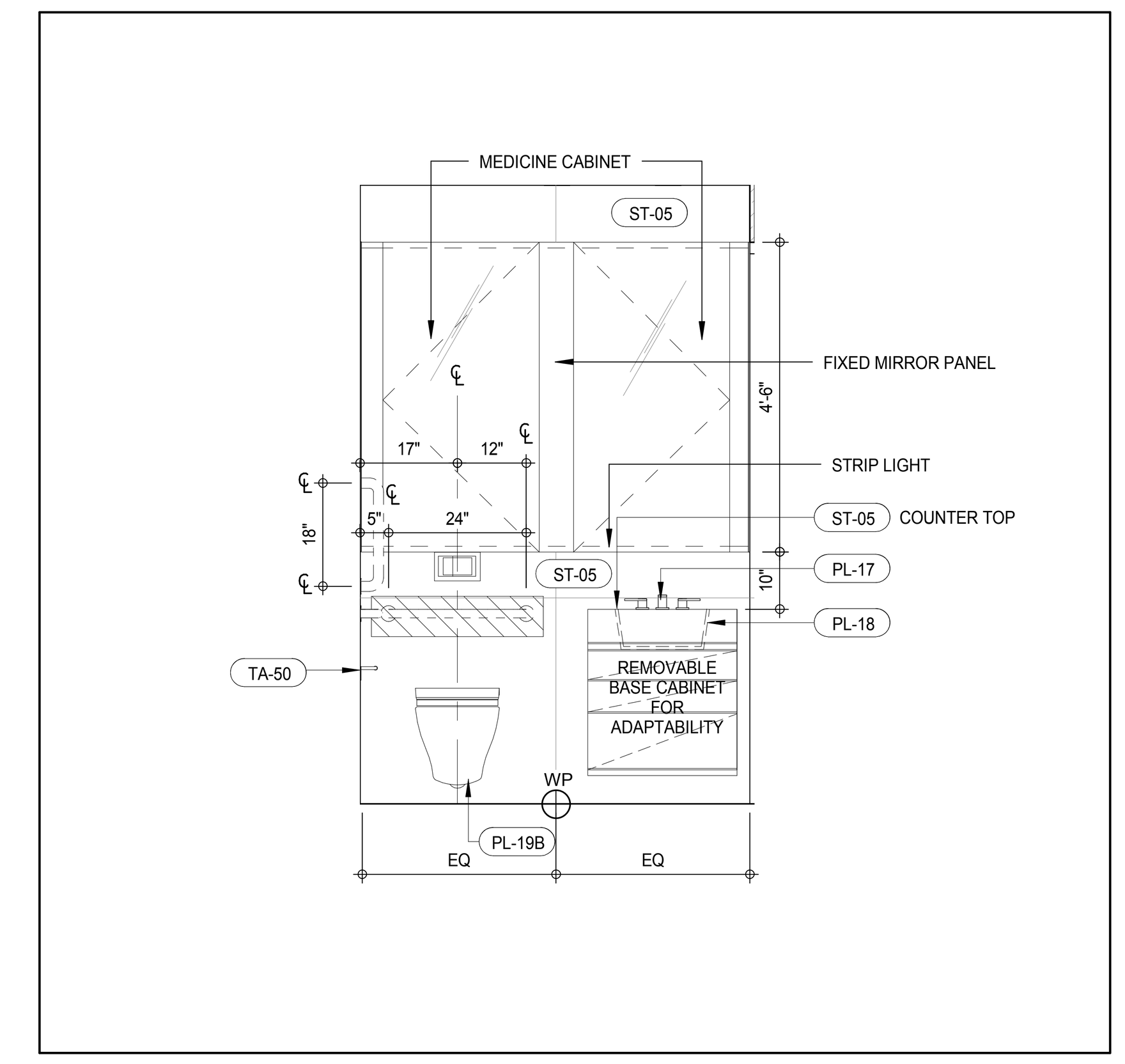

INTERIOR ELEV. - TYPE'A' BATHROOM - SB-A01 (3)
A-970
1/2" = 1'-0"

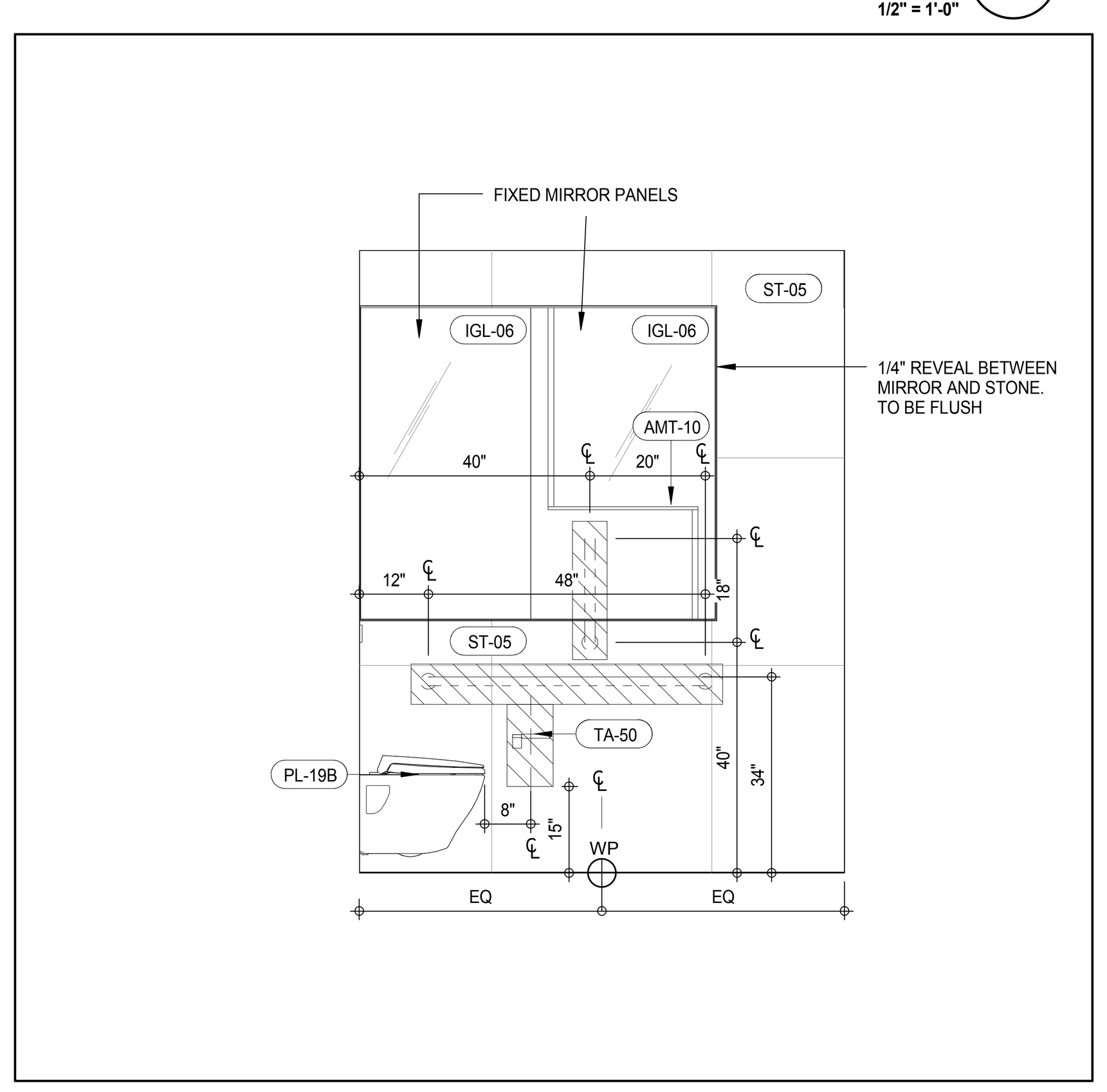

INTERIOR ELEV. - TYPE 'A' BATHROOM - SB-A03 (14)
A-970
1/2" = 1'-0"

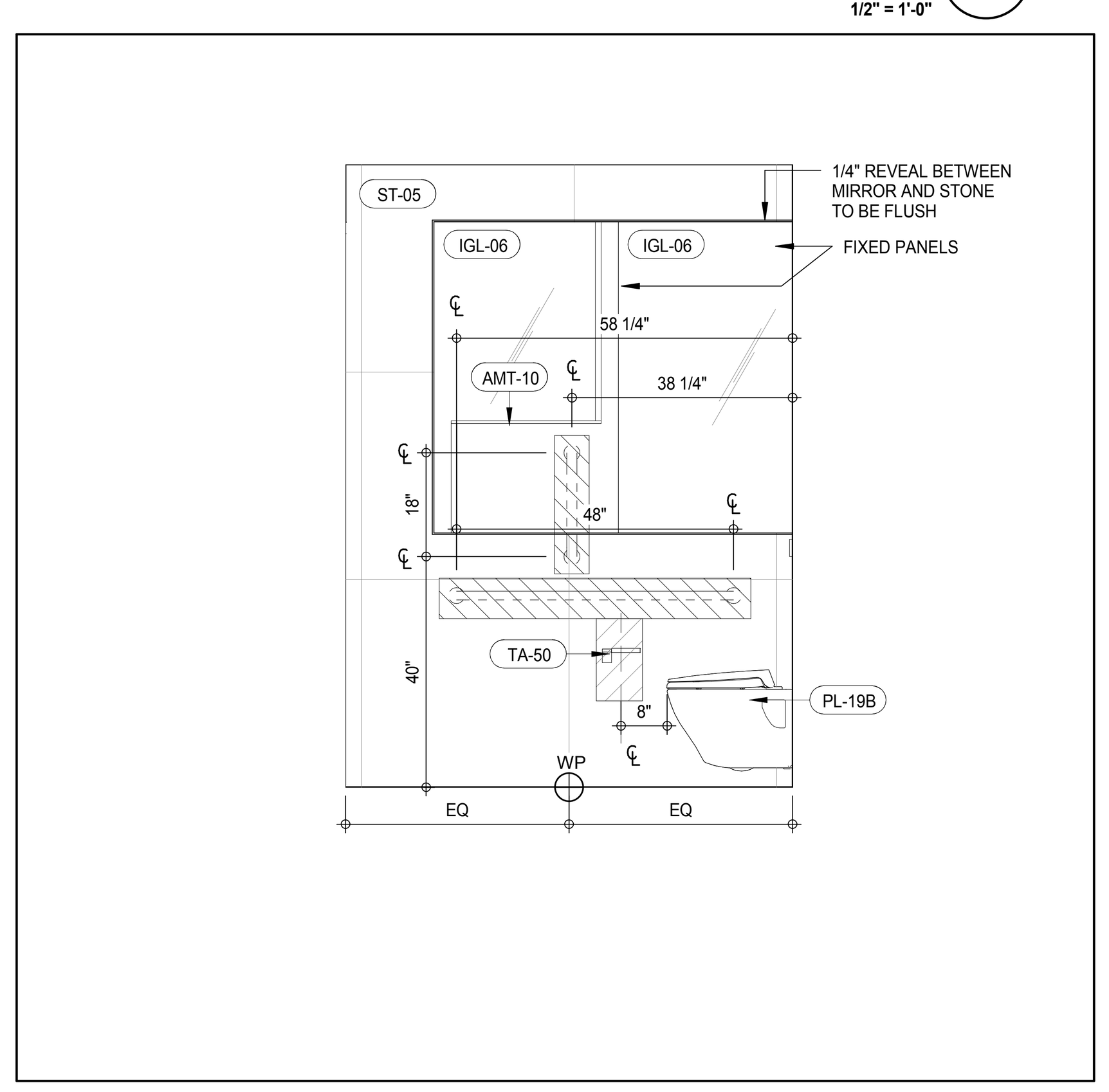

INTERIOR ELEV. - TYPE 'A' BATHROOM - SB-A02 (10)
A-970
1/2" = 1'-0"

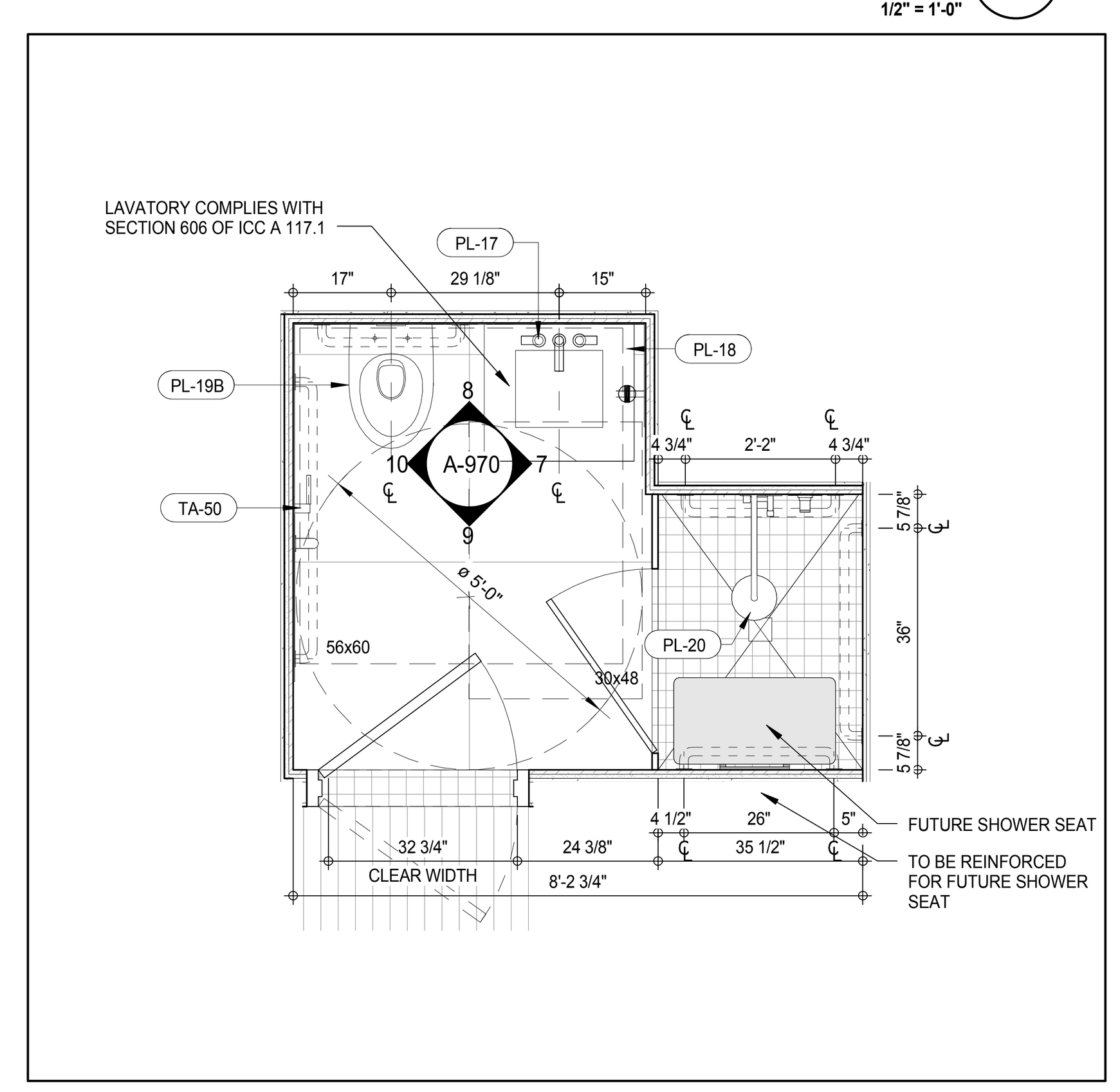

INTERIOR ELEV. - TYPE 'A' BATHROOM - SB-A02 (6)
A-212
1/2" = 1'-0"

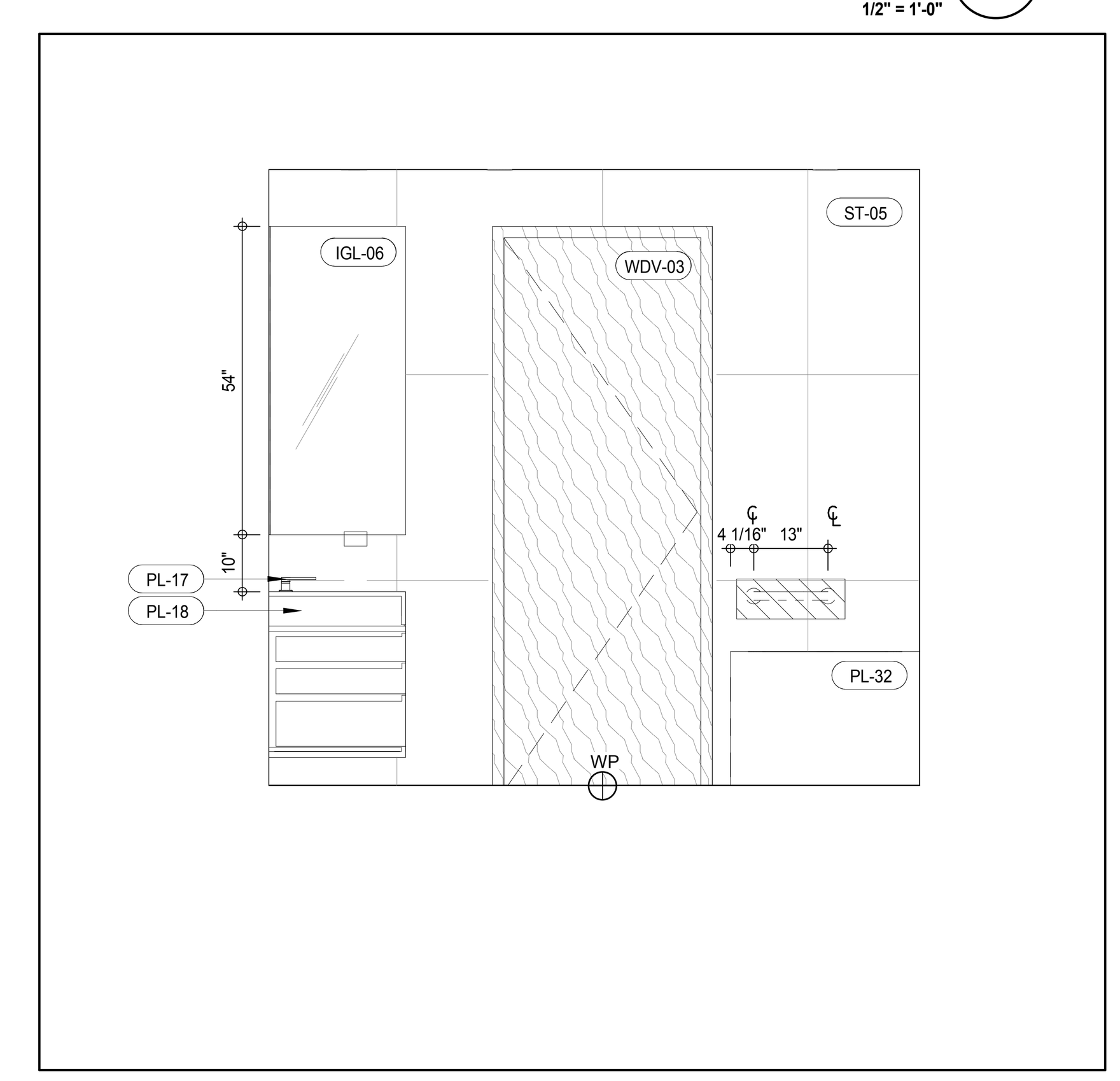

INTERIOR ELEV. - TYPE'A' BATHROOM - SB-A01 (2)
A-970
1/2" = 1'-0"

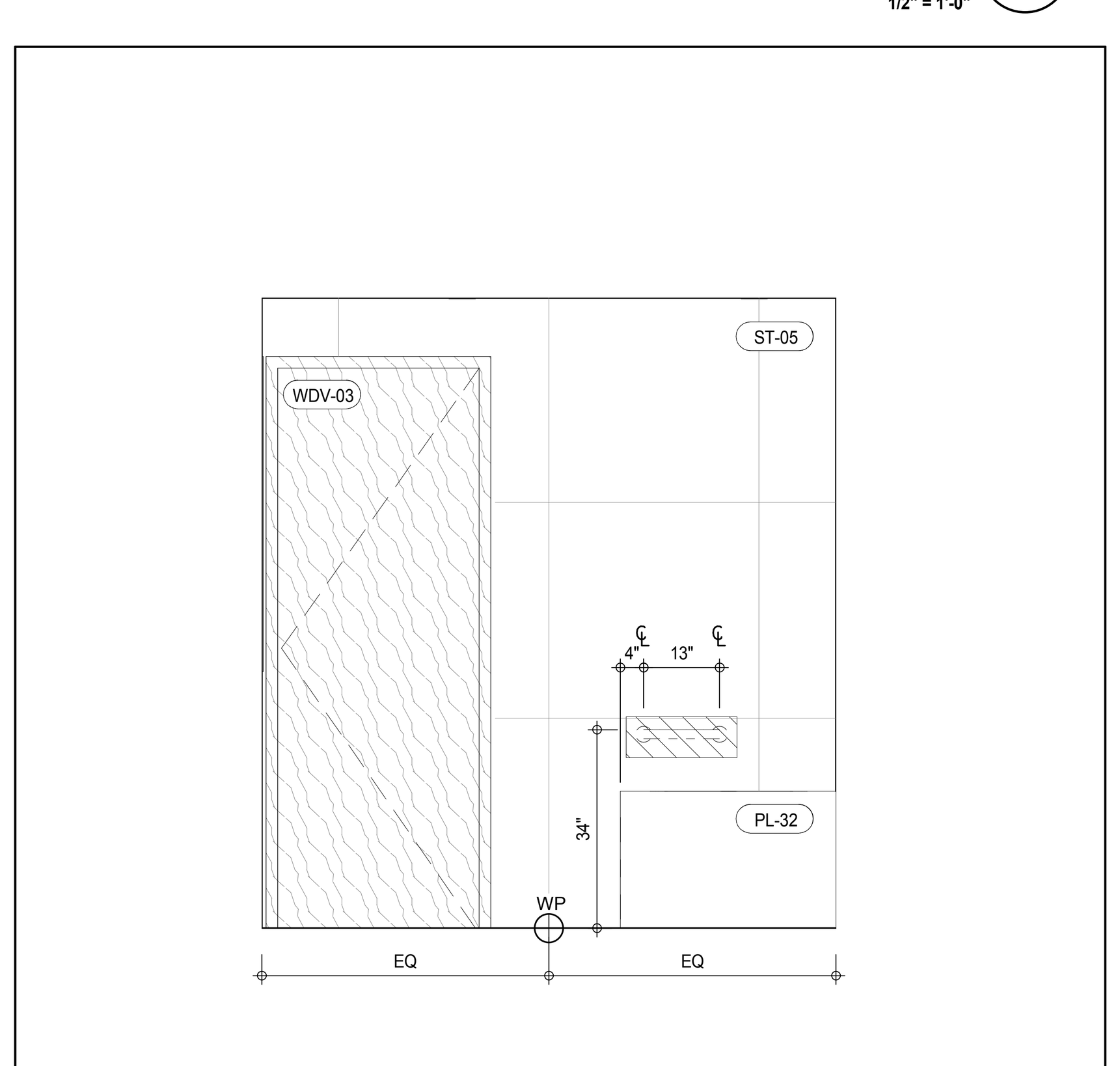

INTERIOR ELEV. - TYPE 'A' BATHROOM - SB-A03 (13)
A-970
1/2" = 1'-0"

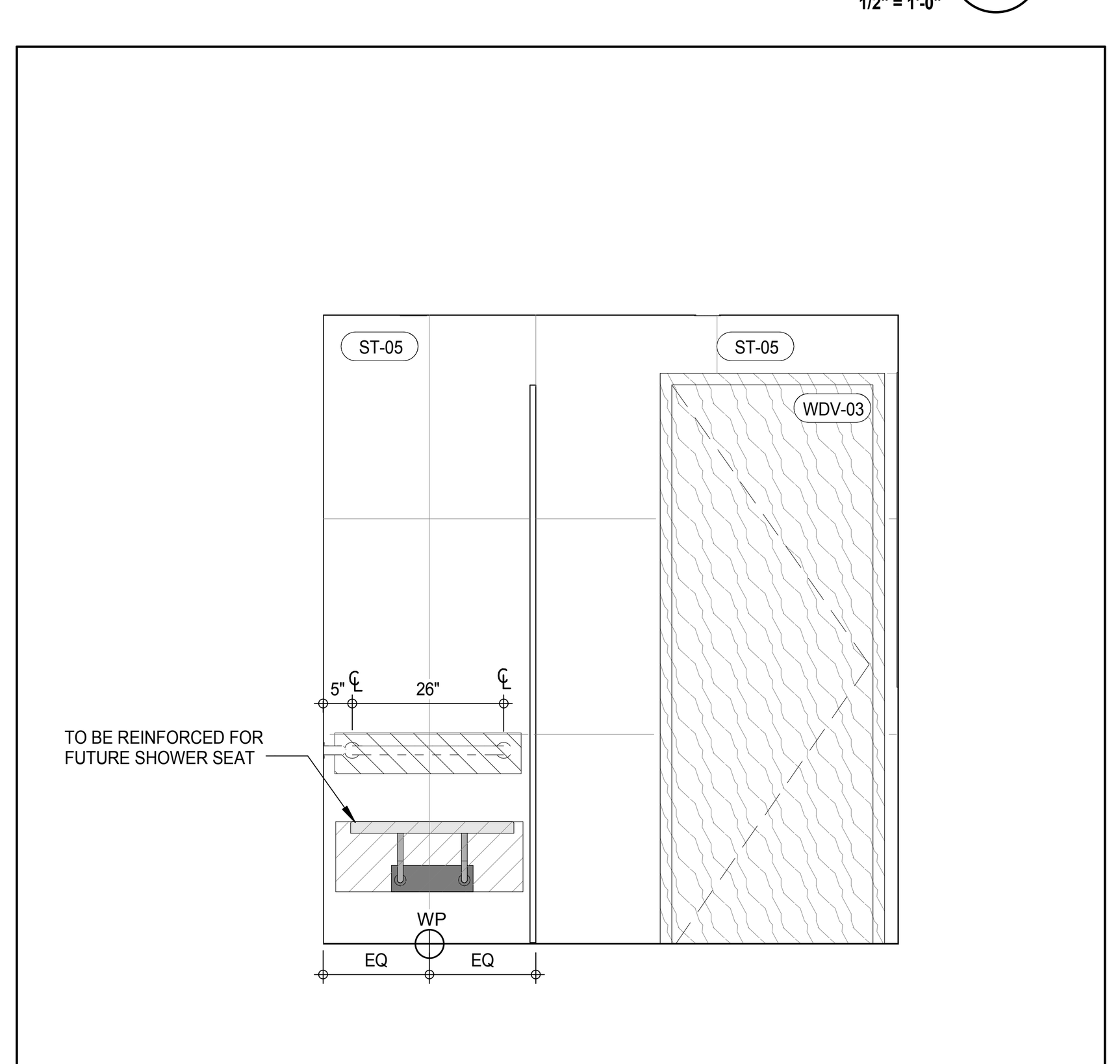

INTERIOR ELEV. - TYPE 'A' BATHROOM - SB-A02 (9)
A-970
1/2" = 1'-0"

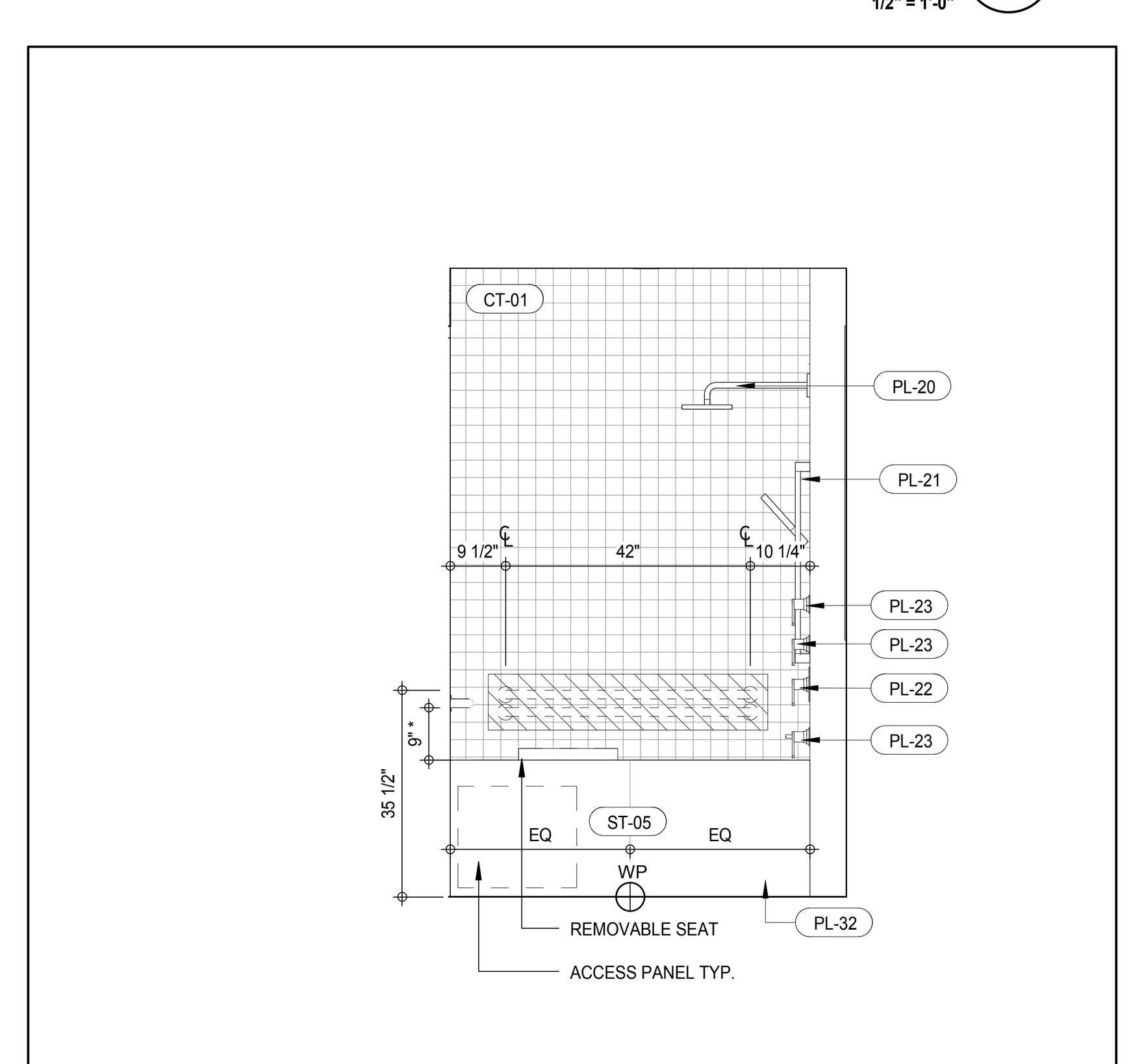

INTERIOR ELEV. - TYPE'A' BATHROOM - SB-A01 (5)
A-970
1/2" = 1'-0"

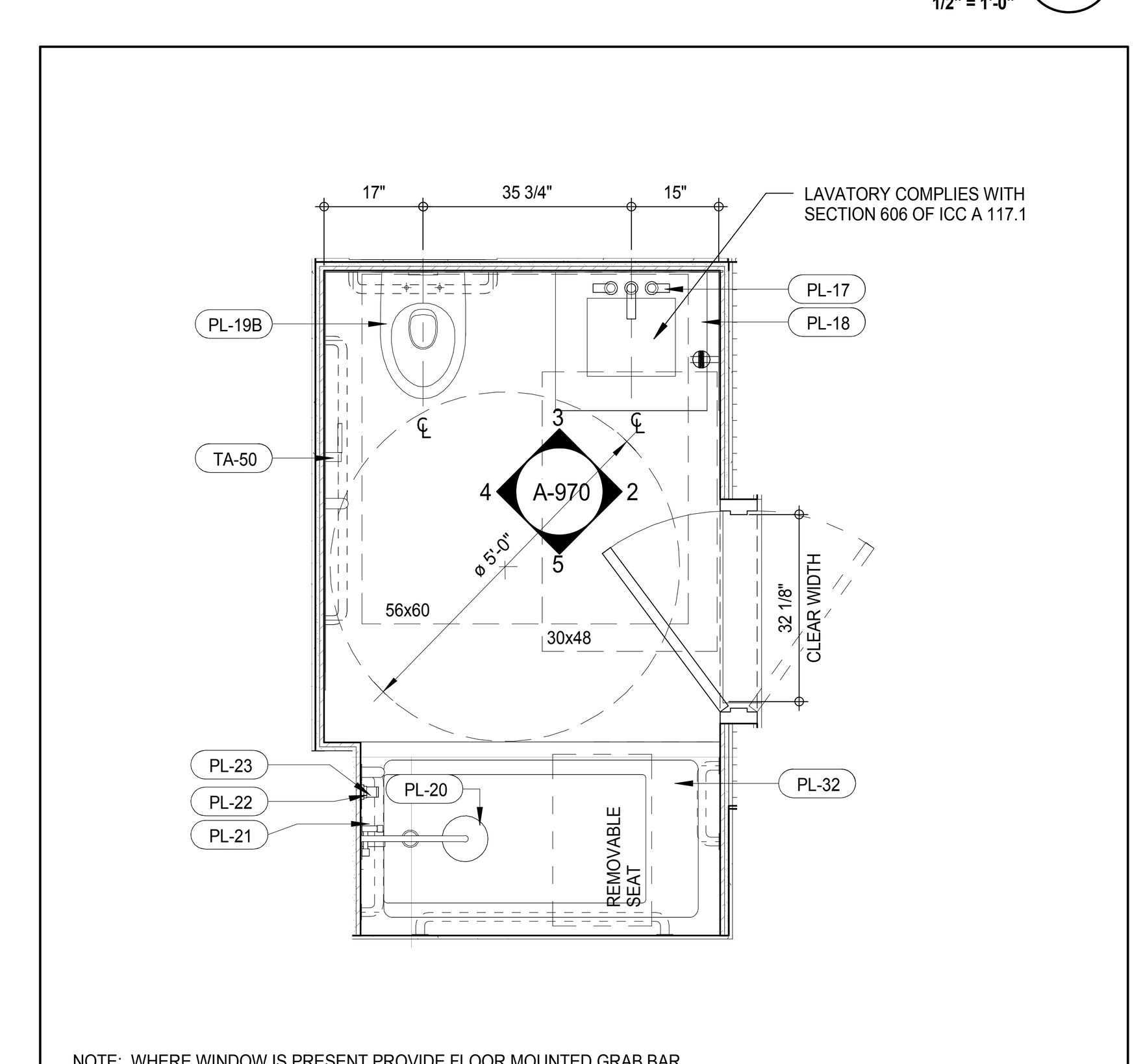

NOTE: WHERE WINDOW IS PRESENT PROVIDE FLOOR MOUNTED GRAB BAR.

PLAN DETAIL - TYPE'A' BATHROOM - SB-A01 (1)
A-202
1/2" = 1'-0"

MATERIAL LEGEND

MATERIAL TAG	DESCRIPTION
ACT-01	ACOUSTIC CEILING TILE
CP-01	CARPET TILE 24"x24"
CT-03	CERAMIC WALL TILE
CT-04	CERAMIC FLOOR TILE
FRP	FIBERGLASS REINFORCES PLASTIC WALL PANEL
GB	GYPSUM BOARD CEILING
PT-06	PAINT
RB-01	RUBBER BASE
RF-01	RESINOUS FLOORING - LIGHT DUTY
RF-02	RESINOUS FLOORING - MEDIUM DUTY FOR CHEMICAL RESISTANCE
RF-03	RESINOUS FLOORING - MEDIUM DUTY
RF-04	RESINOUS FLOORING - MEDIUM DUTY
RF-05	RESINOUS FLOORING - SECONDARY CONTAINMENT
TR-01	TRANSITION STRIP
VCT-01	VINYL COMPOSITION TILE
VCT-02	VINYL COMPOSITION TILE - STATIC DISSIPATIVE

*NO TOLERANCE PERMITTED, DIMENSION SHOWN TO BE EXACT

KEYNOTE LEGEND:

TAG #	DESCRIPTION
AMT-10	CUSTOM DOOR PULL/TOWEL BAR
CT-01	GLASS MOSAIC TILE
IGL-03	CLEAR, LOW IRON GLASS
IGL-06	CLEAR GLASS, SILVER MIRROR
PL-17	ST-LAVATORY FAUCET
PL-18	ST-UNDERMOUNTED SINK
PL-19A	ST-IN-WALL TANK SYSTEM
PL-19B	ST-WALL MOUNTED TOILET
PL-20	ST-SHOWER HEAD WITH ARM
PL-21	ST-HANDSHOWER ON SLIDE BAR
PL-22	ST-THERMOSTATIC CONTROL VALVE
PL-23	ST-VOLUME CONTROL VALVE
PL-25	ST-WALL TUB SPOUT
PL-32	ST-UNDERMOUNTED BATH TUB
ST-05	STONE TILE POLISHED
TA-50	ST-TOILET PAPER HOLDER RESIDENTIAL
TA-52	POLISHED CHROME TOWEL BAR
WDV-03	WOOD VENEER WALL PANEL

NOTE:
REFER TO 7/A-961 FOR TYPICAL GRAB BAR REINFORCING DIMENSIONS

/ISSUED AS: AI-916 - CD PROGRESS ISSUE 3 - 09 MAR 15/

DEPT OF BLDGS 121328205 Job Number
ES842794553 Scan Code

KEY PLAN:

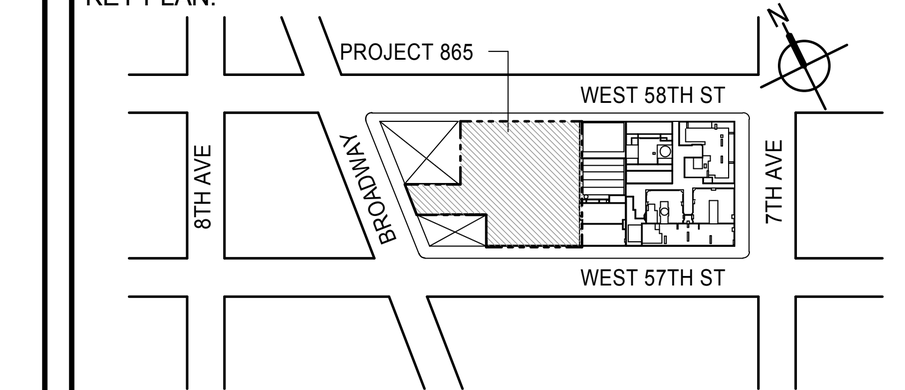

PROJECT NORTH
TRUE NORTH

DEVELOPER:
EXTELL DEVELOPMENT COMPANY
805 THIRD AVENUE, 7TH FLOOR
New York, NY 10022 USA
TEL: 212 712 6000 FAX: 212 712 6100

DESIGN ARCHITECT: Base Building Shell & Core
ADRIAN SMITH + GORDON GILL ARCHITECTURE
111 WEST MONROE STREET SUITE 2300
CHICAGO IL 60603
TEL: 312 920 1888 FAX: 312 920 1775

INTERIOR DESIGNER: Residential
Rottet Architecture and Design Studio, PLLC
298 Fifth Ave, 7th Floor
New York, NY 10001
TEL: 646 998 7000 FAX:

ARCHITECT OF RECORD: Base Building Shell, Core, & Residential
AAI ARCHITECTS, P.C.
401 Wellington St. W., 3rd Floor
Toronto, ON M5V 1E7 Canada
TEL: 416 967 1500 FAX: 416 967 7150

STRUCTURAL ENGINEERS:
WSP CANTOR SEINUK
228 EAST 45th Street
New York, NY 10017 USA
TEL: 212 687 9888 FAX: 646 487 5501

MEP ENGINEERS:
AKF GROUP
165 Broadway, 22nd Floor
New York, NY 10006 USA
TEL: 212 354 5656 FAX: 212 354 5668

GEOTECHNICAL ENGINEERS:
Langan Engineering & Environmental Services
21 Penn Plaza - 360 West 31st Street, 8th Floor
New York, NY 10001-2727
TEL: 212 479 5400 FAX: 212 479 5444

CODE CONSULTANTS:
Construction Consulting Associates
100 Church Street
New York, NY 10007
TEL: 212 385 1818 FAX: 212 385 1911

CURTAINWALL CONSULTANT:
AJLP Consulting
40 Worth Street. Suite 826
New York, NY 10013
TEL: 212 757 5659 FAX: 646 219 8508

LANDMARK/PRESERVATION CONSULTANT:
Jan Hird Pokorny Associates, Inc.
39 West 37th Street, 12A
New York, NY 10018
TEL: 212 759 6462 FAX: 212 759 6540

No.	DESCRIPTION	DATE
1	D.O.B. SUBMISSION	05 DEC 14
2	CD PROGRESS ISSUE 2	19 DEC 14
3	D.O.B. SUBMISSION	18 FEB 15
4	CD PROGRESS ISSUE 3	09 MAR 15
	D.O.B. SUBMISSION	27 APR 15
5	CD PROGRESS ISSUE 4	01 JUN 15
6	CD PROGRESS ISSUE 5	10 AUG 15
	D.O.B. AMENDMENT 2	21 SEP 15

NOT FOR BID/CONSTRUCTION

Discrepancies must be reported immediately to the Architect before proceeding. Only figured dimensions are to be used. Contractors must check all dimensions on site. This drawing is protected by copyright.

ALL DIMENSIONS ARE SHOWN IN IMPERIAL.

CONSULTANT:
AAI ARCHITECTS, P.C.

PROJECT:
217 WEST 57TH STREET
NEW YORK, NY

DRAWING TITLE:
TYPE-A BATHROOMS
SB-A01,SB-A02,SB-A03

SEAL & SIGNATURE:



DATE:	05 DEC 14
PROJECT No:	1216-00
DRAWN: Author	REV: 6
CHK: Checker	
SCALE: As indicated	
DWG No:	A-970.01
DOB PAGE No:	526 of 569

DOB EMPLOYEE STAMP:
DOB B-SCAN:

36" x 48" Arch E -SHEET SIZE

FILE NAME: C:\Revit Local Files\EXTELL-865-AAI-TWR-CNF_hadlarim.rvt
PLOT DATE: 9/22/2015 1:24:18 PM

DEPT OF BLDGS 421253635 Job Number
E300626458305 Scan Code

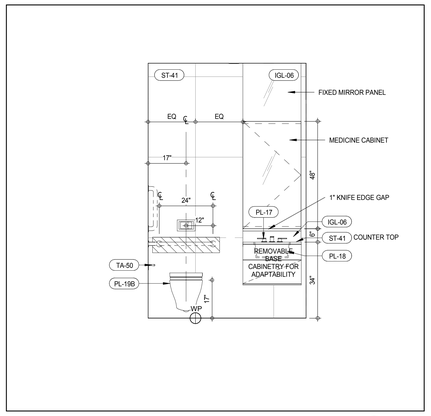

INTERIOR ELEV. - ADAPTABLE BATHROOM - SB-C02 (12)
A-971
1/2" = 1'-0"

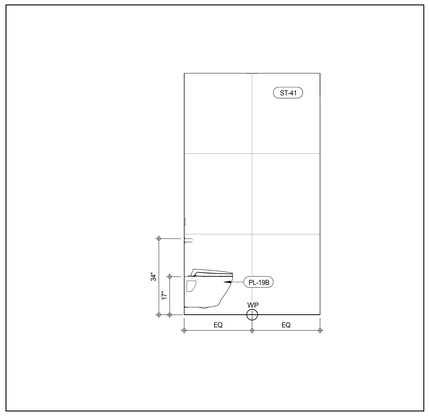

INTERIOR ELEV. - ADAPTABLE BATHROOM - SB-C01 (8)
A-971
1/2" = 1'-0"

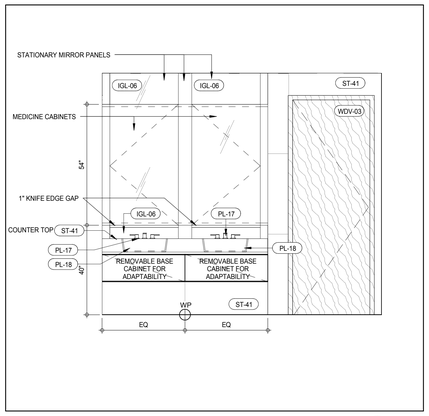

INTERIOR ELEV. - ADAPTABLE BATHROOM - SB-C01 (4)
A-971
1/2" = 1'-0"

MATERIAL LEGEND

MATERIAL TAG	DESCRIPTION
ACT-01	ACOUSTIC CEILING TILE
CP-01	CARPET TILE 24"x24"
CT-03	CERAMIC WALL TILE
CT-04	CERAMIC FLOOR TILE
FRP	FIBERGLASS REINFORCES PLASTIC WALL PANEL
GB	GYPSUM BOARD CEILING
PT-06	PAINT
RB-01	RUBBER BASE
RF-01	RESINOUS FLOORING - LIGHT DUTY
RF-02	RESINOUS FLOORING - MEDIUM DUTY FOR CHEMICAL RESISTANCE
RF-03	RESINOUS FLOORING - MEDIUM DUTY
RF-04	RESINOUS FLOORING - MEDIUM DUTY
RF-05	RESINOUS FLOORING - SECONDARY CONTAINMENT
TR-01	TRANSITION STRIP
VCT-01	VINYL COMPOSITION TILE
VCT-02	VINYL COMPOSITION TILE - STATIC DISSIPATIVE

*NO TOLERANCE PERMITTED, DIMENSION SHOWN TO BE EXACT

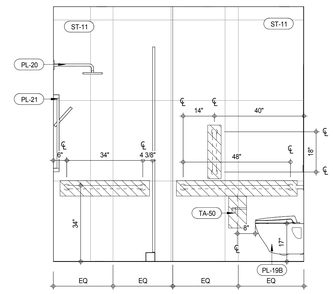

INTERIOR ELEV. - ADAPTABLE BATHROOM - SB-C02 (11)
A-971
1/2" = 1'-0"

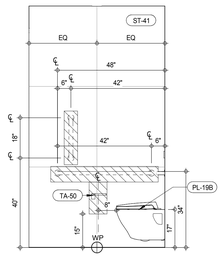

INTERIOR ELEV. - ADAPTABLE BATHROOM - SB-C01 (7)
A-971
1/2" = 1'-0"

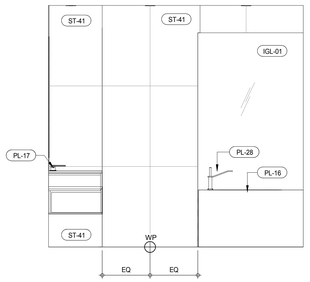

INTERIOR ELEV. - ADAPTABLE BATHROOM - SB-C01 (3)
A-971
1/2" = 1'-0"

KEYNOTE LEGEND:

TAG #	DESCRIPTION
CT-02	GLASS MOSAIC TILE
IGL-01	OBSCURED GLASS (REFER TO SCHEMES LEGEND)
IGL-06	CLEAR GLASS, SILVER MIRROR
PL-16	MB-UNDERMOUNTED TUB
PL-17	ST-LAVATORY FAUCET
PL-18	ST-UNDERMOUNTED SINK
PL-19A	ST-IN-WALL TANK SYSTEM
PL-19B	ST-WALL MOUNTED TOILET
PL-20	ST-SHOWER HEAD WITH ARM
PL-21	ST-HANDSHOWER ON SLIDE BAR
PL-23	ST-VOLUME CONTROL VALVE
PL-28	ST-ROMAN TUB SET
ST-11	STONE TILE - POLISHED
ST-41	STONE SLAB - POLISHED
TA-50	ST-TOILET PAPER HOLDER RESIDENTIAL
TA-52	POLISHED CHROME TOWEL BAR
WDV-03	WOOD VENEER WALL PANEL

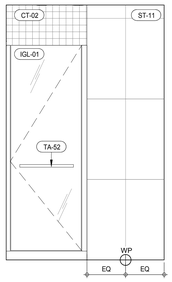

INTERIOR ELEV. - ADAPTABLE BATHROOM - SB-C02 (14)
A-971
1/2" = 1'-0"

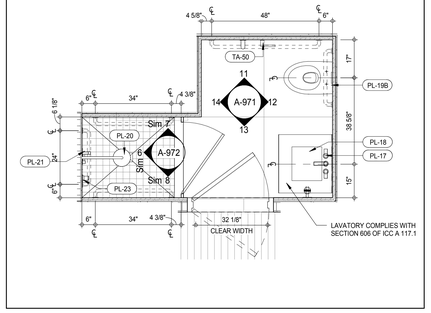

PLAN DETAIL - ADAPTABLE BATHROOM - SB-C02 (10)
A-213
1/2" = 1'-0"

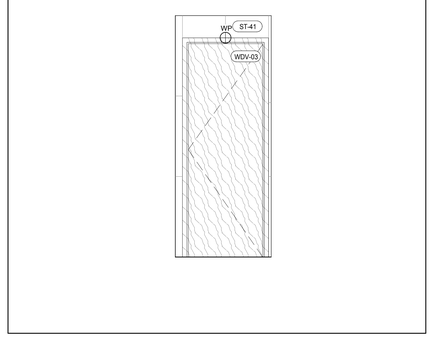

INTERIOR ELEV. - ADAPTABLE BATHROOM - SB-C01 (6)
A-971
1/2" = 1'-0"

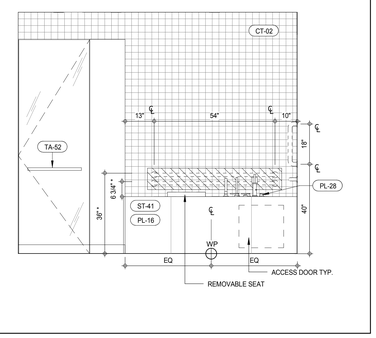

INTERIOR ELEV. - ADAPTABLE BATHROOM - SB-C01 (2)
A-971
1/2" = 1'-0"

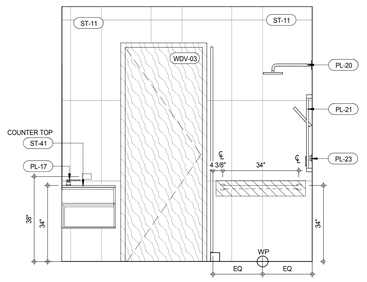

INTERIOR ELEV. - ADAPTABLE BATHROOM - SB-C02 (13)
A-971
1/2" = 1'-0"

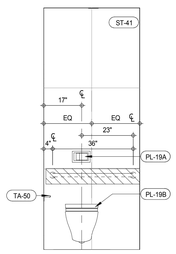

INTERIOR ELEV. - ADAPTABLE BATHROOM - SB-C01 (9)
A-971
1/2" = 1'-0"

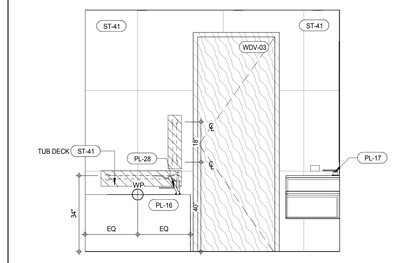

INTERIOR ELEV. - ADAPTABLE BATHROOM - SB-C01 (5)
A-971
1/2" = 1'-0"

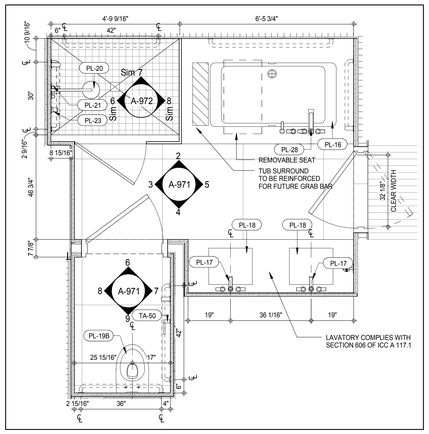

PLAN DEATAIL - ADAPTABLE BATHROOM - SB-C01 (1)
A-202
1/2" = 1'-0"

NOTE:
REFER TO 7/A-961 FOR TYPICAL GRAB BAR REINFORCING DIMENSIONS



KEY PLAN:

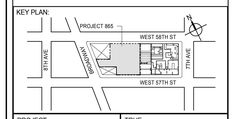

PROJECT NORTH

TRUE NORTH

DEVELOPER:
EXTELL DEVELOPMENT COMPANY
805 THIRD AVENUE, 7TH FLOOR
New York, NY 10022 USA
TEL: 212 712 6000 FAX: 212 712 6100

DESIGN ARCHITECT: Base Building Shell & Core
ADRIAN SMITH + GORDON GILL ARCHITECTURE
111 WEST MONROE STREET SUITE 2300
CHICAGO IL 60603
TEL: 312 920 1888 FAX: 312 920 1775

INTERIOR DESIGNER: Residential
Rottet Architecture and Design Studio, PLLC
298 Fifth Ave, 7th Floor
New York, NY 10001
TEL: 646 998 7000 FAX:

ARCHITECT OF RECORD: Base Building Shell, Core, & Residential
AAI ARCHITECTS, P.C.
401 Wellington St. W., 3rd Floor
Toronto, ON M5V 1E7 Canada
TEL: 416 967 1500 FAX: 416 967 7150

STRUCTURAL ENGINEERS:
WSP CANTOR SEINUK
228 EAST 45th Street
New York, NY 10017 USA
TEL: 212 687 9888 FAX: 646 487 5501

MEP ENGINEERS:
AKF GROUP
165 Broadway, 22nd Floor
New York, NY 10006 USA
TEL: 212 354 5656 FAX: 212 354 5668

GEOTECHNICAL ENGINEERS:
Langan Engineering & Environmental Services
21 Penn Plaza - 360 West 31st Street, 8th Floor
New York, NY 10001-2727
TEL: 212 479 5400 FAX: 212 479 5444

CODE CONSULTANTS:
Construction Consulting Associates
100 Church Street
New York, NY 10007
TEL: 212 385 1818 FAX: 212 385 1911

CURTAINWALL CONSULTANT:
AJLP Consulting
40 Worth Street. Suite 826
New York, NY 10013
TEL: 212 757 5659 FAX: 646 219 8508

LANDMARK/PRESERVATION CONSULTANT:
Jan Hird Pokorny Associates, Inc.
39 West 37th Street, 12A
New York, NY 10018
TEL: 212 759 6462 FAX: 212 759 6540

No.	DESCRIPTION	DATE
1	D.O.B. SUBMISSION	18 FEB 15
2	CD PROGRESS ISSUE 3	09 MAR 15
	D.O.B. SUBMISSION	27 APR 15
3	CD PROGRESS ISSUE 4	01 JUN 15
4	CD PROGRESS ISSUE 5	10 AUG 15
	D.O.B. AMENDMENT 2	21 SEP 15

/ISSUED AS: A-917 - CD PROGRESS ISSUE 3 - 09 MAR 15/

NOT FOR BID/CONSTRUCTION

Discrepancies must be reported immediately to the Architect before proceeding. Only figured dimensions are to be used. Contractors must check all dimensions on site. This drawing is protected by copyright.

ALL DIMENSIONS ARE SHOWN IN IMPERIAL.

CONSULTANT:
AAI ARCHITECTS, P.C.

PROJECT:
217 WEST 57TH STREET
NEW YORK, NY

DRAWING TITLE:
ADAPTABLE BATHROOMS
SB-C01,SB-C02

SEAL & SIGNATURE:

DATE:	05 DEC 14
PROJECT No:	1216-00
DRAWN: Author	REV:
CHK: Checker	4
SCALE: As indicated	
DWG No:	A-971.01
DOB PAGE No:	527 of 569

DOB EMPLOYEE STAMP:

DOB B-SCAN:

36" x 48" Arch E SHEET SIZE
FILE NAME: C:\Revit Local Files\EXTELL-865-AAI-TWR-CNF_hudson.rvt
PLOT DATE: 9/22/2015 2:52:52 PM

DEPT OF BLDGS 421258426 Job Number
E533495307PS Scan Code

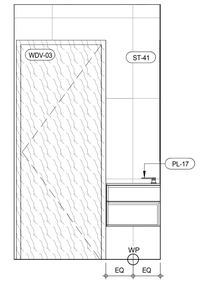

INTERIOR ELEV. - SECONDARY BATHROOM - SB-C04 (12)
A-972 1/2" = 1'-0"

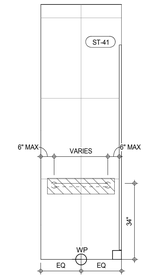

INTERIOR ELEV. - TYP SHOWER ELEVATION (8)
A-971 1/2" = 1'-0"

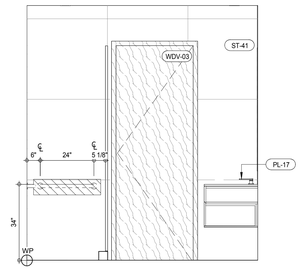

INTERIOR ELEV. - SECONDARY BATHROOM - SB-C03 (4)
A-972 1/2" = 1'-0"

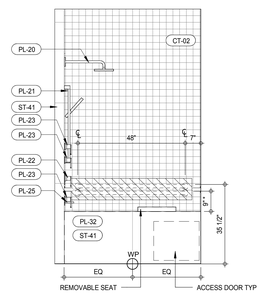

INTERIOR ELEV. - SECONDARY BATHROOM - SB-C04 (11)
A-972 1/2" = 1'-0"

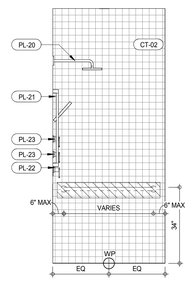

INTERIOR ELEV. - TYP SHOWER ELEVATION (7)
A-971 1/2" = 1'-0"

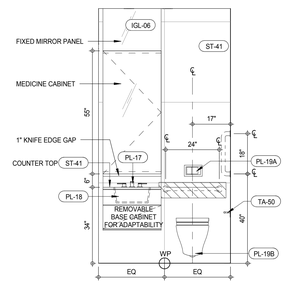

INTERIOR ELEV. - SECONDARY BATHROOM - SB-C03 (3)
A-972 1/2" = 1'-0"

MATERIAL LEGEND	
MATERIAL TAG	DESCRIPTION
ACT-01	ACOUSTIC CEILING TILE
CP-01	CARPET TILE 24"x24"
CT-03	CERAMIC WALL TILE
CT-04	CERAMIC FLOOR TILE
FRP	FIBERGLASS REINFORCES PLASTIC WALL PANEL
GB	GYPSUM BOARD CEILING
PT-06	PAINT
RB-01	RUBBER BASE
RF-01	RESINOUS FLOORING - LIGHT DUTY
RF-02	RESINOUS FLOORING - MEDIUM DUTY FOR CHEMICAL RESISTANCE
RF-03	RESINOUS FLOORING - MEDIUM DUTY
RF-04	RESINOUS FLOORING - MEDIUM DUTY
RF-05	RESINOUS FLOORING - SECONDARY CONTAINMENT
TR-01	TRANSITION STRIP
VCT-01	VINYL COMPOSITION TILE
VCT-02	VINYL COMPOSITION TILE - STATIC DISSIPATIVE

*NO TOLERANCE PERMITTED, DIMENSION SHOWN TO BE EXACT

KEYNOTE LEGEND:

TAG #	DESCRIPTION
CT-02	GLASS MOSAIC TILE
IGL-03	CLEAR, LOW IRON GLASS
IGL-06	CLEAR GLASS, SILVER MIRROR
PL-17	ST-LAVATORY FAUCET
PL-18	ST-UNDERMOUNTED SINK
PL-19A	ST-IN-WALL TANK SYSTEM
PL-19B	ST-WALL MOUNTED TOILET
PL-20	ST-SHOWER HEAD WITH ARM
PL-21	ST-HANDSHOWER ON SLIDE BAR
PL-22	ST-THERMOSTATIC CONTROL VALVE
PL-23	ST-VOLUME CONTROL VALVE
PL-25	ST-WALL TUB SPOUT
PL-32	ST-UNDERMOUNTED BATH TUB
ST-05	STONE TILE POLISHED
ST-41	STONE SLAB - POLISHED
TA-50	ST-TOILET PAPER HOLDER RESIDENTIAL
TA-52	POLISHED CHROME TOWEL BAR
WDV-03	WOOD VENEER WALL PANEL

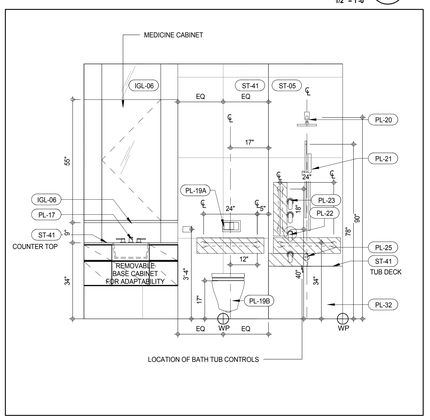

INTERIOR ELEV. - SECONDARY BATHROOM - SB-C04 (10)
A-972 1/2" = 1'-0"

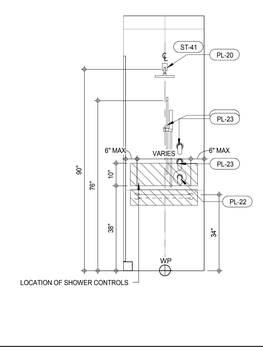

INTERIOR ELEV. - TYP SHOWER ELEVATION (6)
A-971 1/2" = 1'-0"

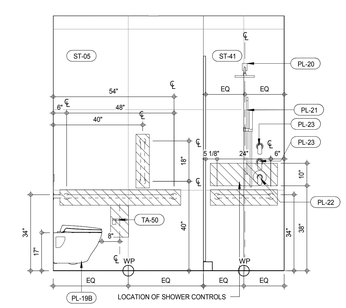

INTERIOR ELEV. - SECONDARY BATHROOM - SB-C03 (2)
A-972 1/2" = 1'-0"

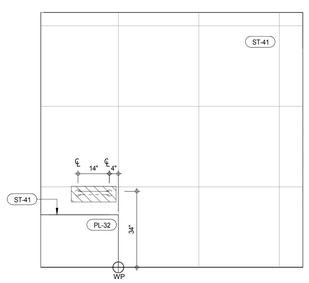

INTERIOR ELEV. - SECONDARY BATHROOM - SB-C04 (13)
A-972 1/2" = 1'-0"

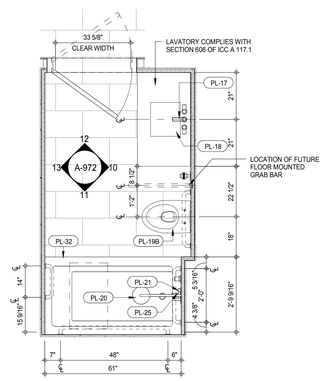

PLAN DETAIL - SECONDARY BATHROOM - SB-C04 (9)
A-214 1/2" = 1'-0"

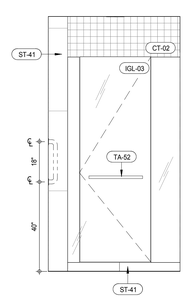

INTERIOR ELEV. - SECONDARY BATHROOM - SB-C03 (5)
A-972 1/2" = 1'-0"

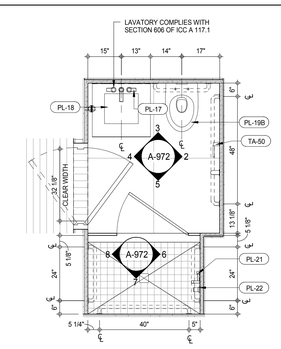

PLAN DETAIL - SECONDARY BATHROOM - SB-C03 (1)
A-212 1/2" = 1'-0"

NOTE:
REFER TO 7/A-961 FOR TYPICAL GRAB BAR REINFORCING DIMENSIONS



KEY PLAN:

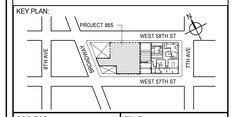

PROJECT NORTH

TRUE NORTH

DEVELOPER:
EXTELL DEVELOPMENT COMPANY
805 THIRD AVENUE, 7TH FLOOR
New York, NY 10022 USA
TEL: 212 712 6000 FAX: 212 712 6100

DESIGN ARCHITECT: Base Building Shell & Core
ADRIAN SMITH + GORDON GILL ARCHITECTURE
111 WEST MONROE STREET SUITE 2300
CHICAGO IL 60603
TEL: 312 920 1888 FAX: 312 920 1775

INTERIOR DESIGNER: Residential
Rottet Architecture and Design Studio, PLLC
298 Fifth Ave, 7th Floor
New York, NY 10001
TEL: 646 998 7000 FAX:

ARCHITECT OF RECORD: Base Building Shell, Core, & Residential
AAI ARCHITECTS, P.C.
401 Wellington St. W., 3rd Floor
Toronto, ON M5V 1E7 Canada
TEL: 416 967 1500 FAX: 416 967 7150

STRUCTURAL ENGINEERS:
WSP CANTOR SEINUK
228 EAST 45th Street
New York, NY 10017 USA
TEL: 212 687 9888 FAX: 646 487 5501

MEP ENGINEERS:
AKF GROUP
165 Broadway, 22nd Floor
New York, NY 10006 USA
TEL: 212 354 5656 FAX: 212 354 5668

GEOTECHNICAL ENGINEERS:
Langan Engineering & Environmental Services
21 Penn Plaza - 360 West 31st Street, 8th Floor
New York, NY 10001-2727
TEL: 212 479 5400 FAX: 212 479 5444

CODE CONSULTANTS:
Construction Consulting Associates
100 Church Street
New York, NY 10007
TEL: 212 385 1818 FAX: 212 385 1911

CURTAINWALL CONSULTANT:
AJLP Consulting
40 Worth Street. Suite 826
New York, NY 10013
TEL: 212 757 5659 FAX: 646 219 8508

LANDMARK/PRESERVATION CONSULTANT:
Jan Hird Pokorny Associates, Inc.
39 West 37th Street, 12A
New York, NY 10018
TEL: 212 759 6462 FAX: 212 759 6540

No.	DESCRIPTION	DATE
1	D.O.B. SUBMISSION	18 FEB 15
2	CD PROGRESS ISSUE 3	09 MAR 15
	D.O.B. SUBMISSION	27 APR 15
3	CD PROGRESS ISSUE 4	01 JUN 15
4	CD PROGRESS ISSUE 5	10 AUG 15
	D.O.B. AMENDMENT 2	21 SEP 15

NOT FOR BID/CONSTRUCTION

Discrepancies must be reported immediately to the Architect before proceeding. Only figured dimensions are to be used. Contractors must check all dimensions on site. This drawing is protected by copyright.

ALL DIMENSIONS ARE SHOWN IN IMPERIAL.

CONSULTANT:

AAI ARCHITECTS, P.C.

PROJECT:

217 WEST 57TH STREET
NEW YORK, NY

DRAWING TITLE:

ADAPTABLE BATHROOMS
SB-C03,SB-C04

SEAL & SIGNATURE:

REGISTERED ARCHITECT MICHAEL DAVID JANSSEN No. 028881 STATE OF NEW YORK

DATE:	05 DEC 14
PROJECT No:	1216-00
DRAWN: Author	REV: 4
CHK: Checker	
SCALE: As indicated	
DWG No:	A-972.01
DOB PAGE No:	528 of 569

DOB EMPLOYEE STAMP:

DOB B-SCAN:

/ISSUED AS: AI-918 - CD PROGRESS ISSUE 3 - 09 MAR 15/

36" x 48" Arch E SHEET SIZE

FILE NAME: C:\Revit Local Files\EXTELL-865-AAI-TVR-CNF_Jsullivan.rvt
PLOT DATE: 6/22/2015 1:28:42 PM

36" x 48" Arch E - SHEET SIZE

DEPT OF BLDGS 121328205 Job Number
ES176834616 Scan Code

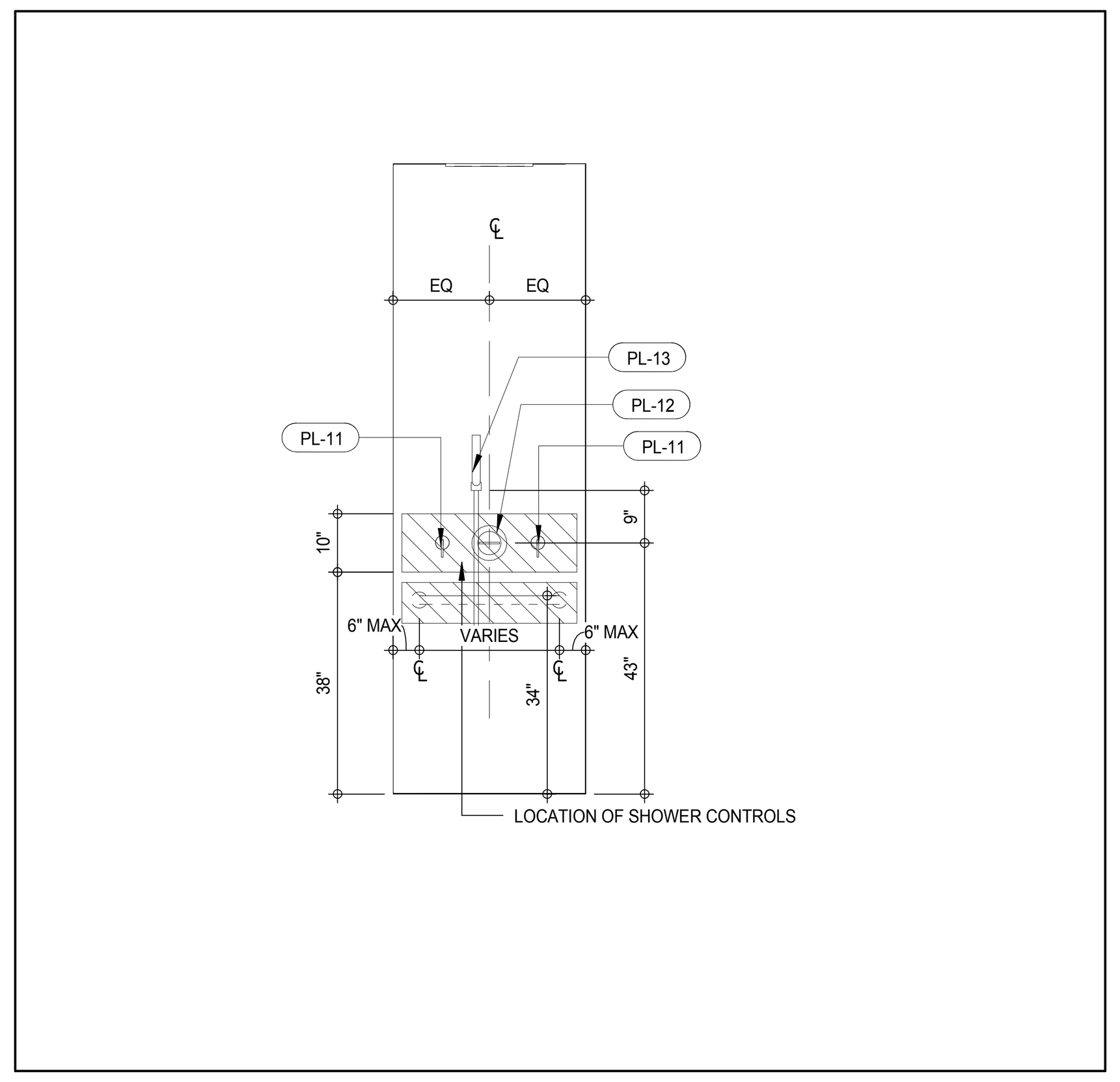

INTERIOR ELEV. - MASTER BATHROOM - MB-C02 (16)
A-973
1/2" = 1'-0"

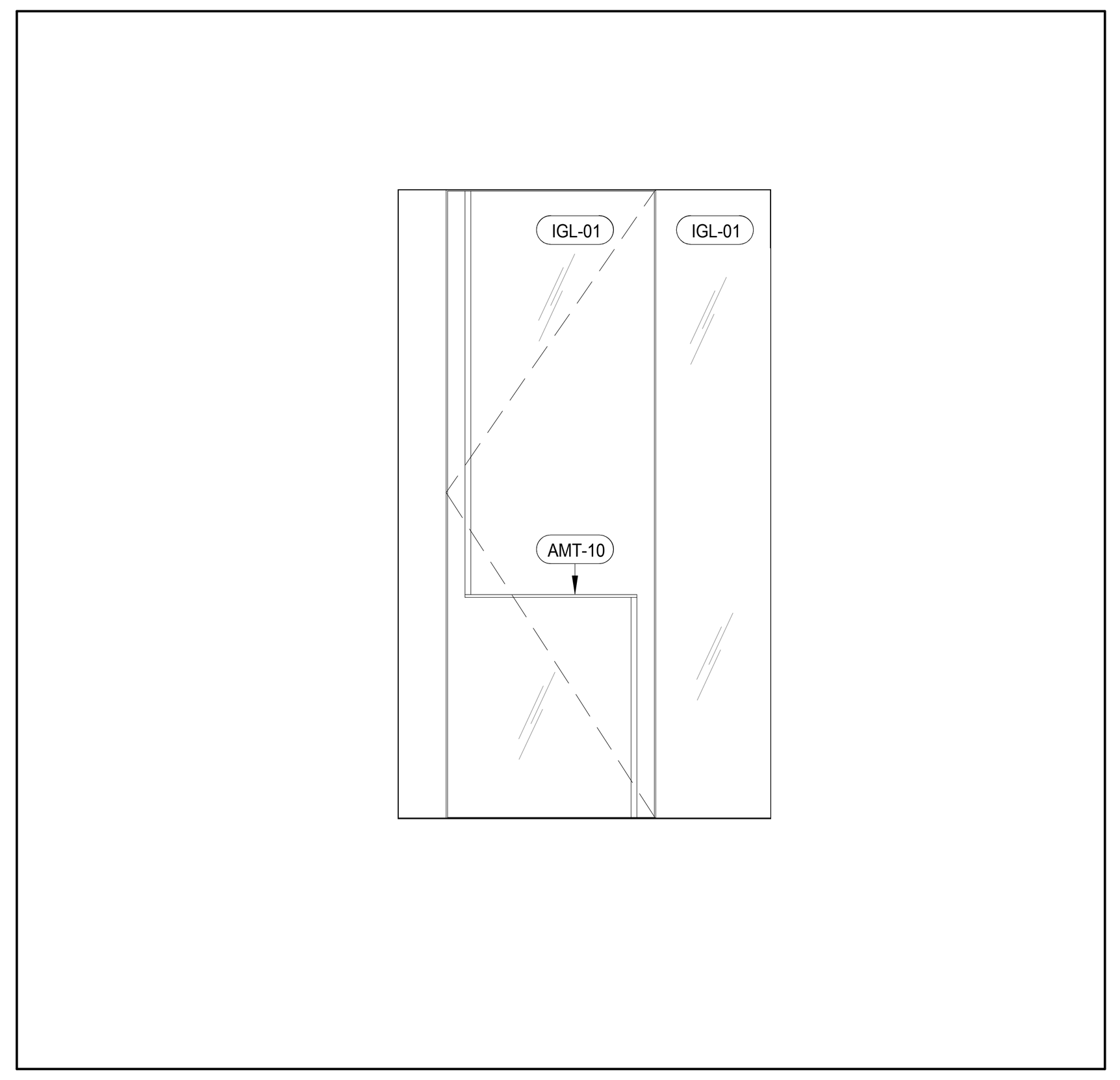

INTERIOR ELEV. - MASTER BATHROOM - MB-C02 (12)
A-973
1/2" = 1'-0"

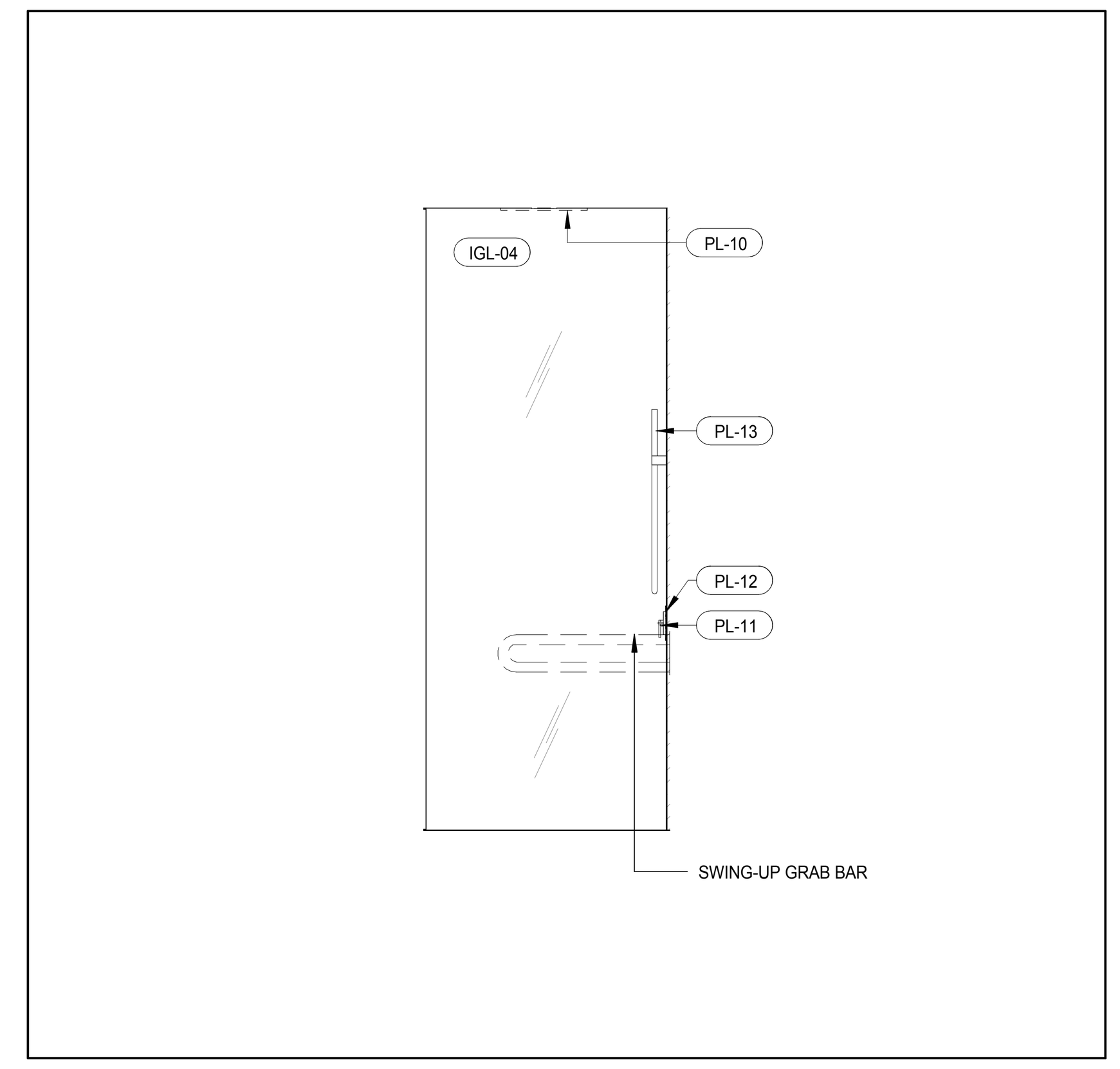

INTERIOR ELEV. - MASTER BATHROOM - MB-C01 (8)
A-973
1/2" = 1'-0"

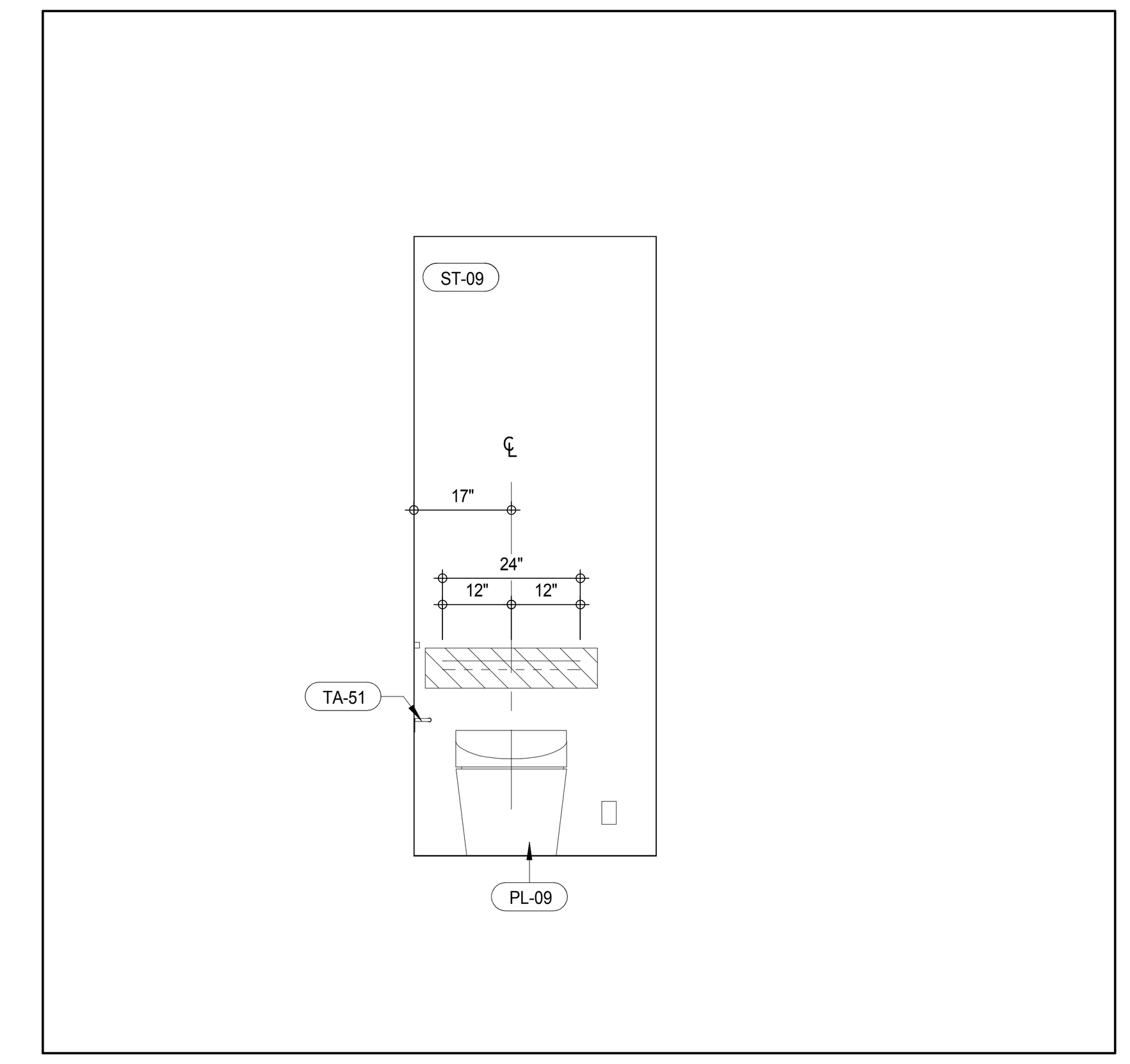

INTERIOR ELEV. - MASTER BATHROOM - MB-C01 (4)
A-973
1/2" = 1'-0"

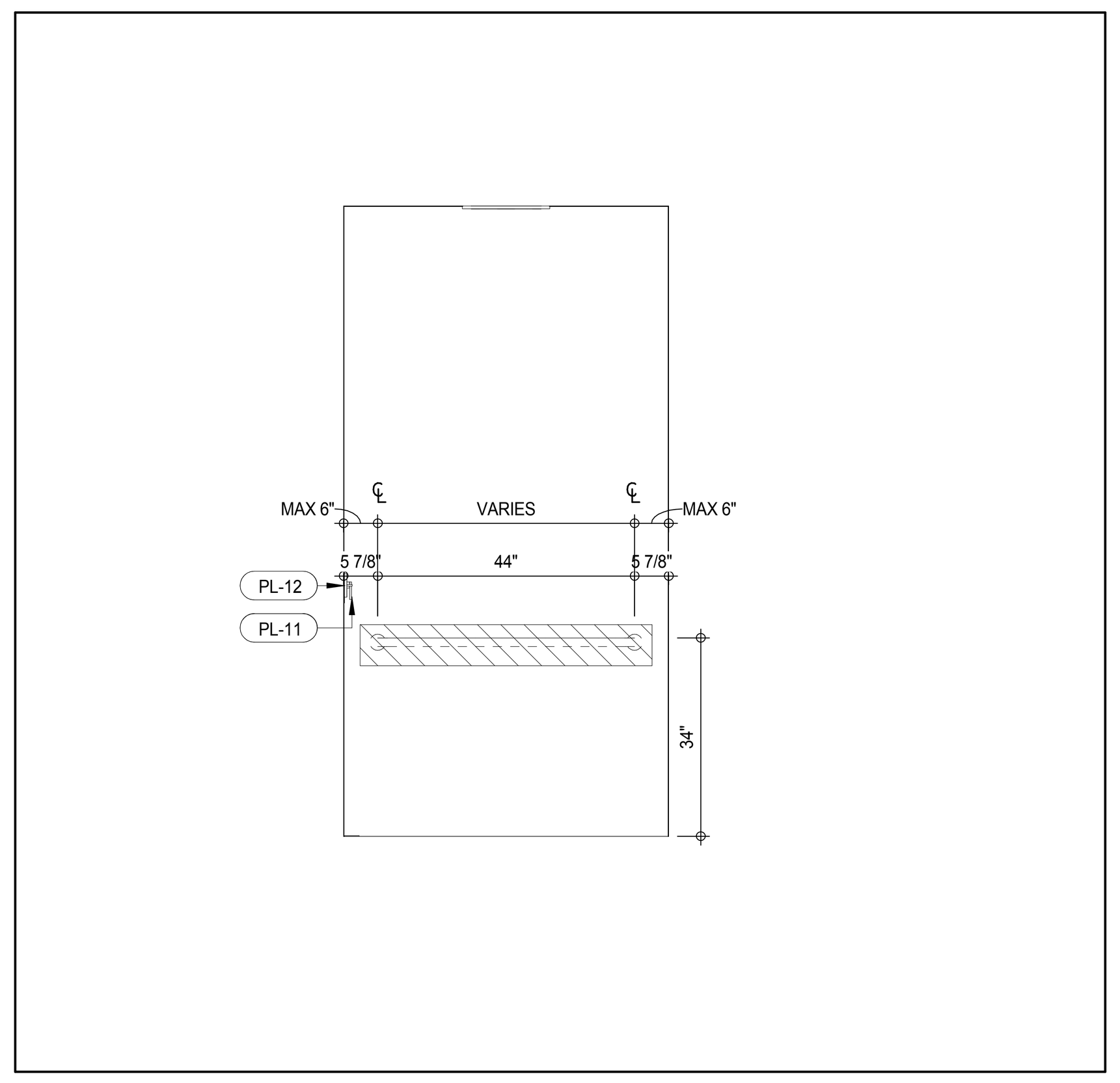

INTERIOR ELEV. - MASTER BATHROOM - MB-C02 (15)
A-973
1/2" = 1'-0"

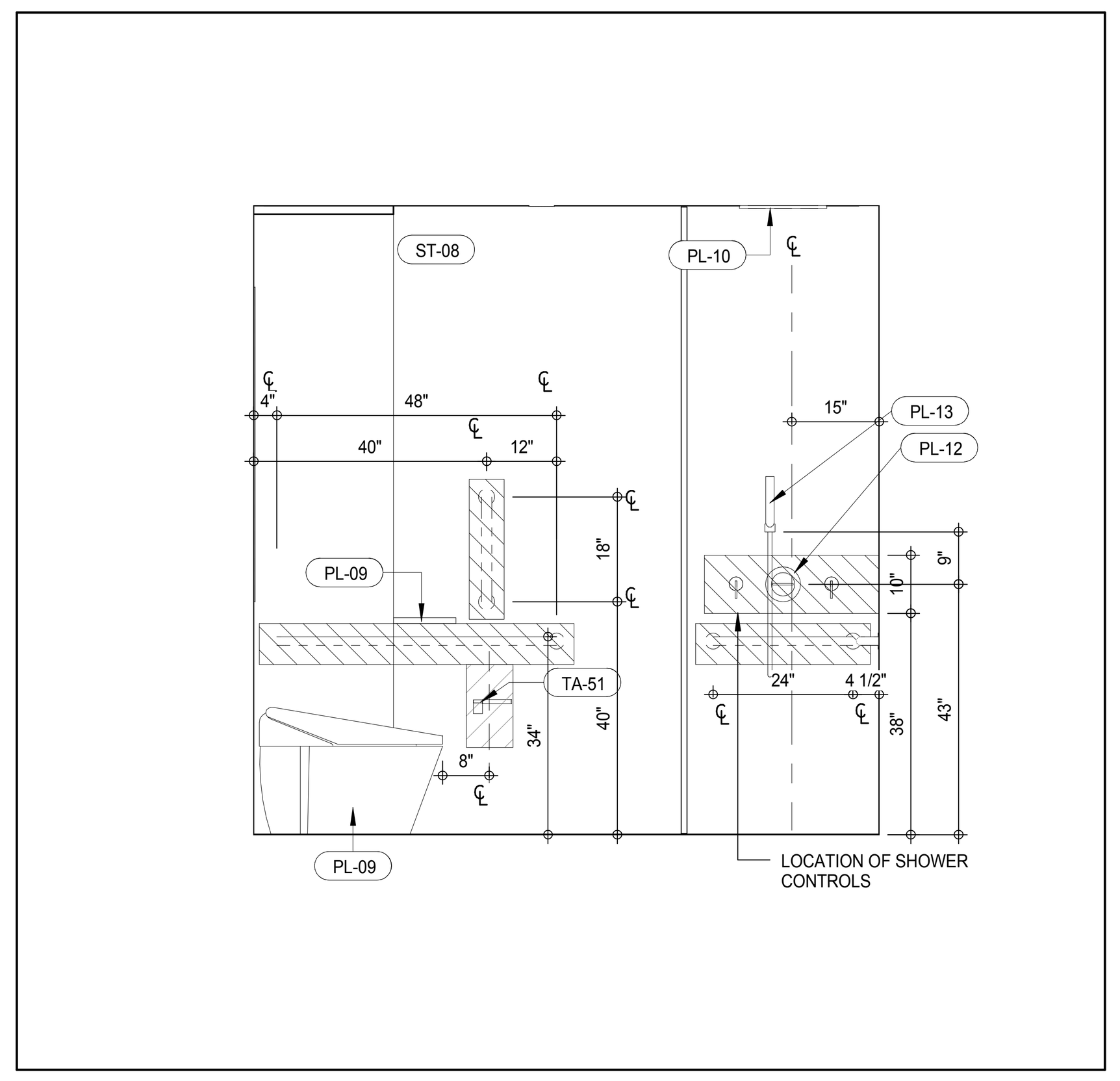

INTERIOR ELEV. - MASTER BATHROOM - MB-C02 (11)
A-973
1/2" = 1'-0"

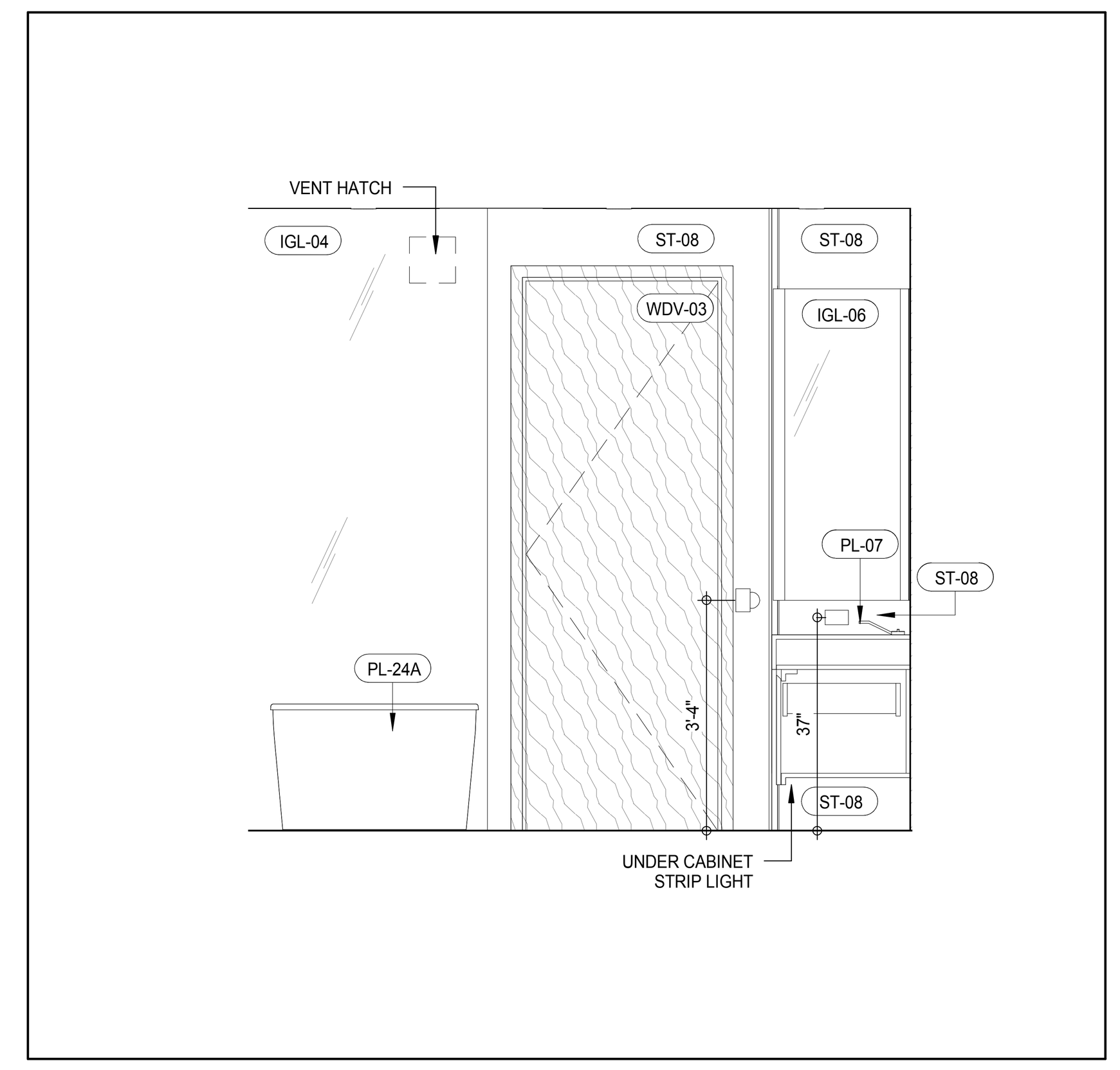

INTERIOR ELEV. - MASTER BATHROOM - MB-C01 (7)
A-973
1/2" = 1'-0"

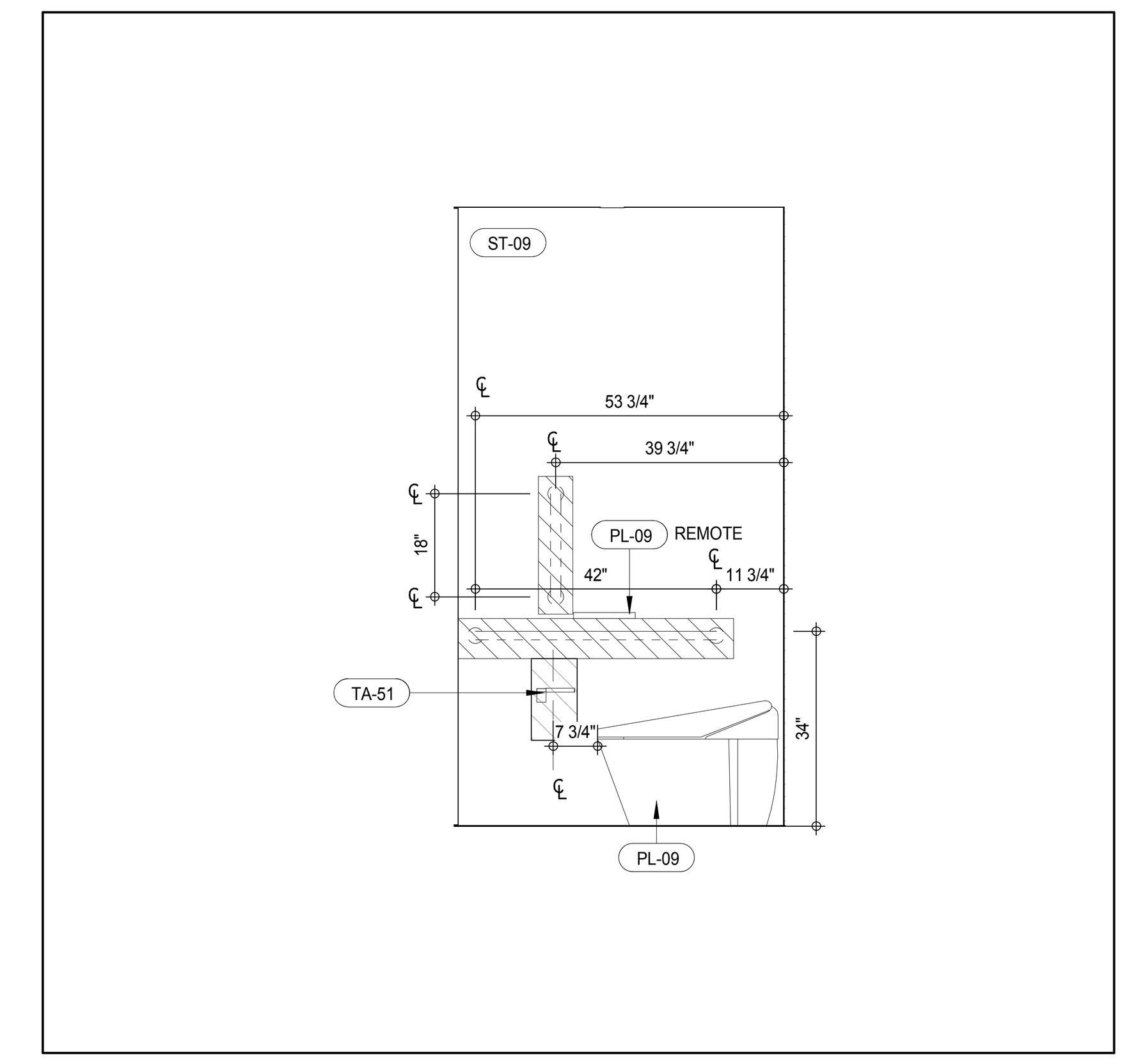

INTERIOR ELEV. - MASTER BATHROOM - MB-C01 (3)
A-973
1/2" = 1'-0"

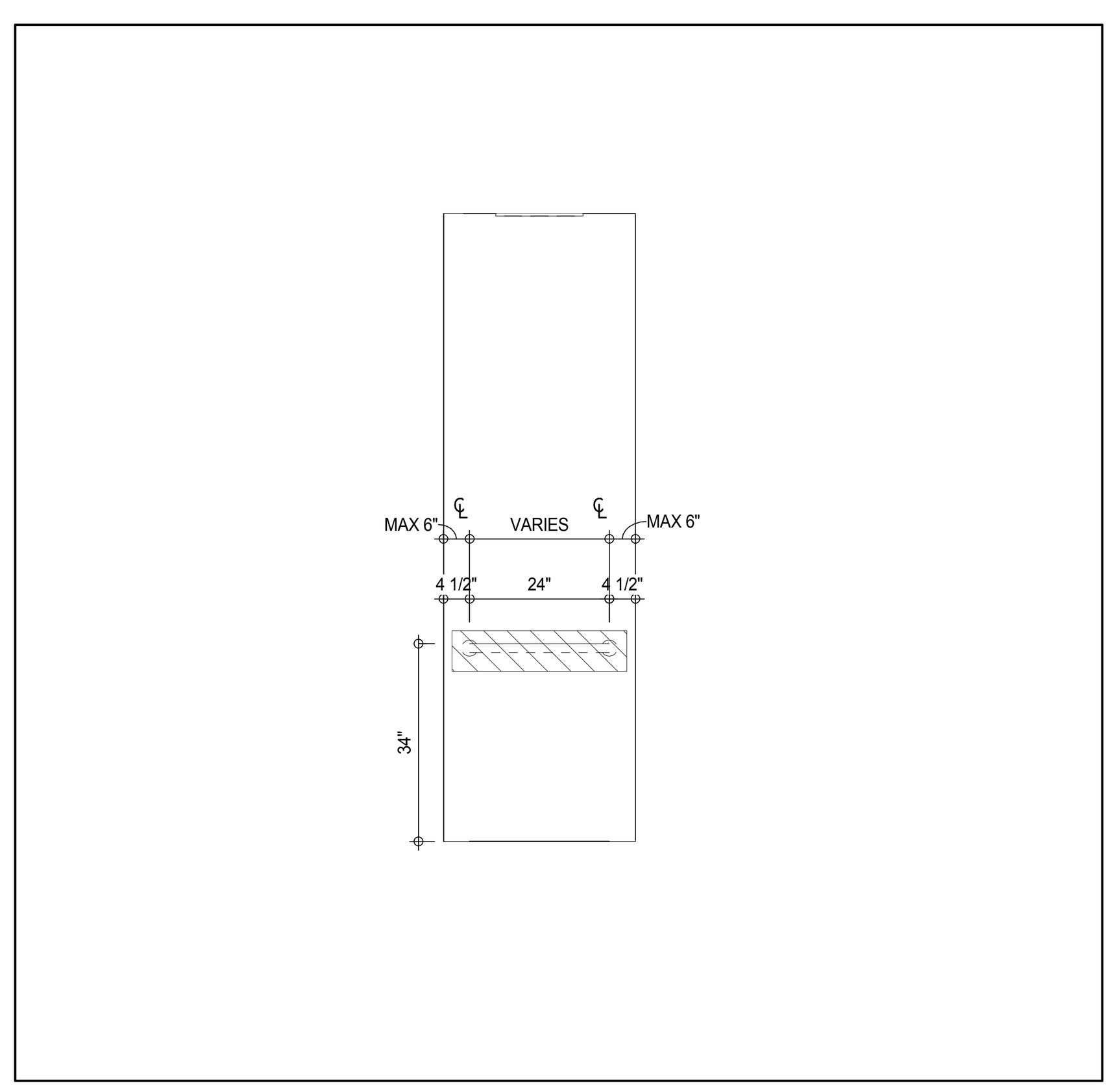

INTERIOR ELEV. - MASTER BATHROOM - MB-C02 (14)
A-973
1/2" = 1'-0"

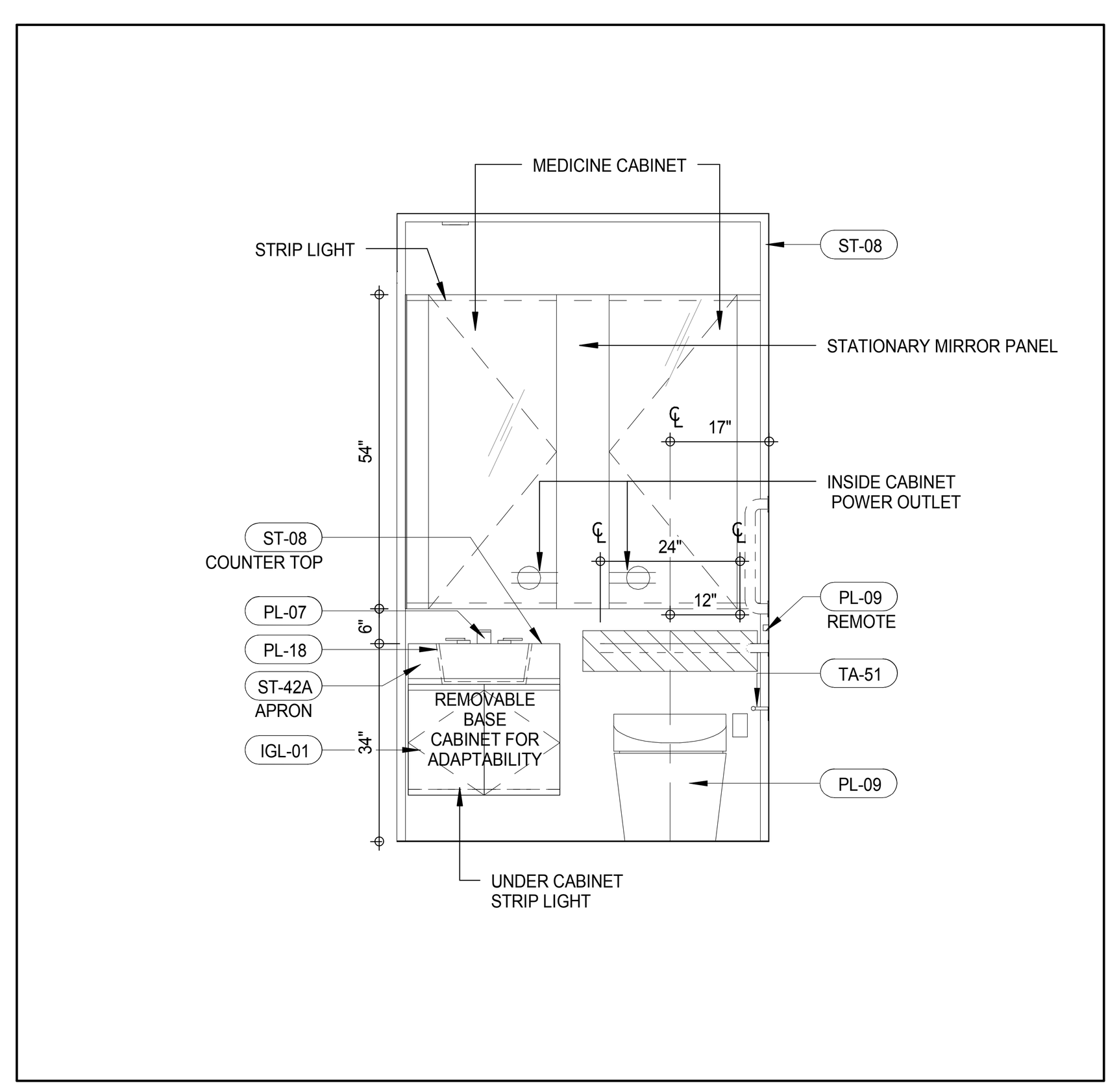

INTERIOR ELEV. - MASTER BATHROOM - MB-C02 (10)
A-973
1/2" = 1'-0"

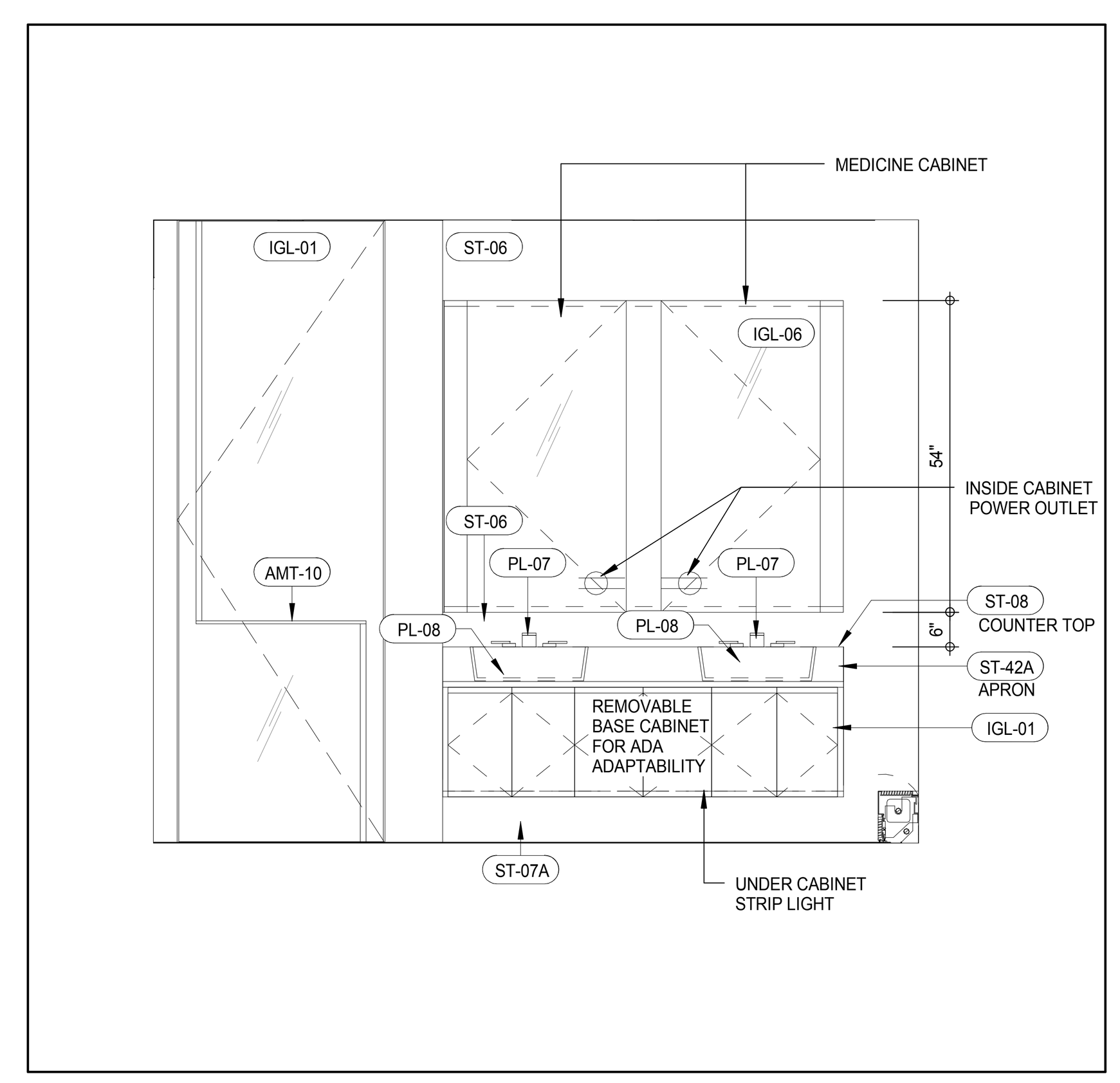

INTERIOR ELEV. - MASTER BATHROOM - MB-C01 (6)
A-973
1/2" = 1'-0"

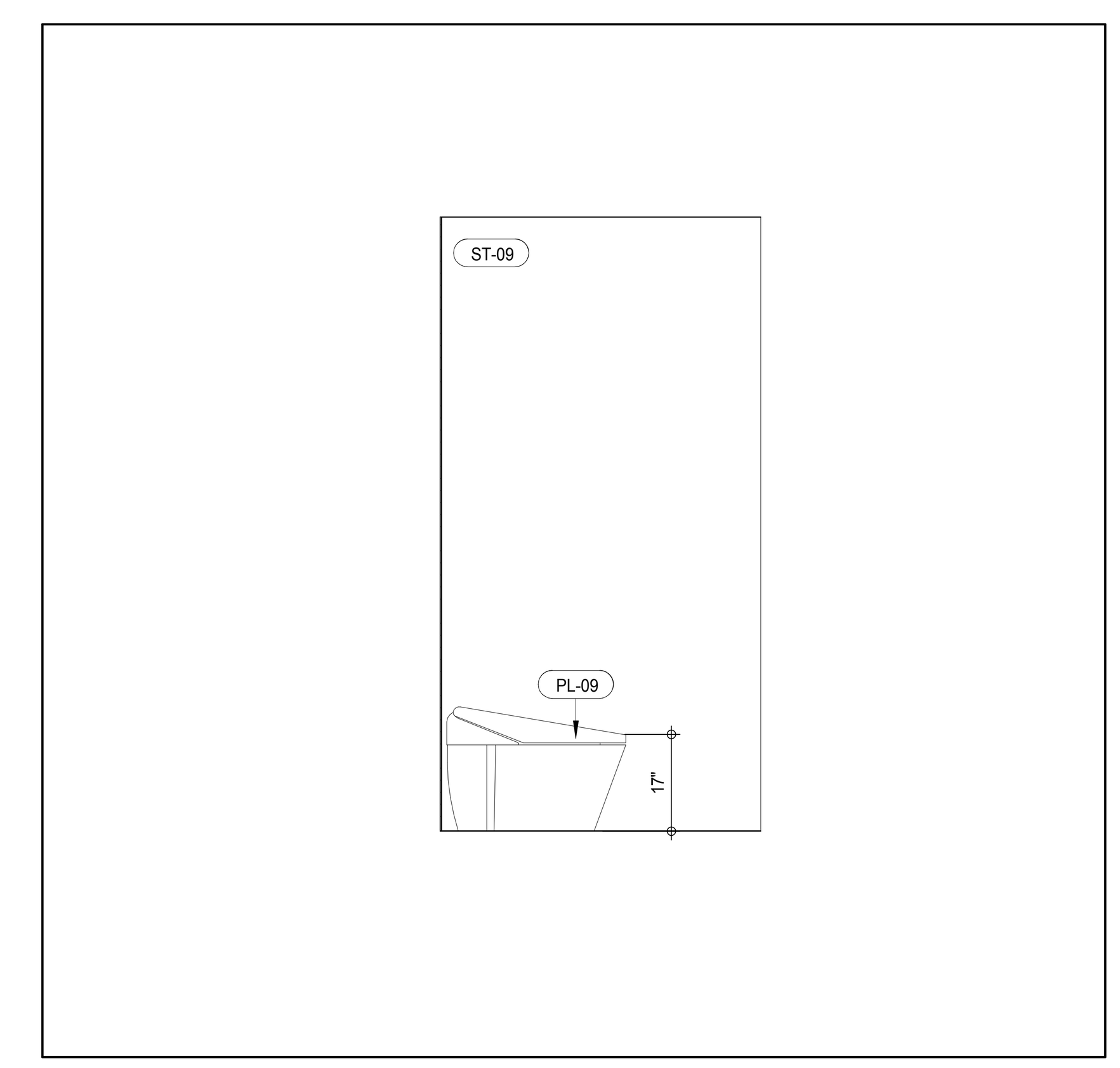

INTERIOR ELEV. - MASTER BATHROOM - MB-C01 (2)
A-973
1/2" = 1'-0"

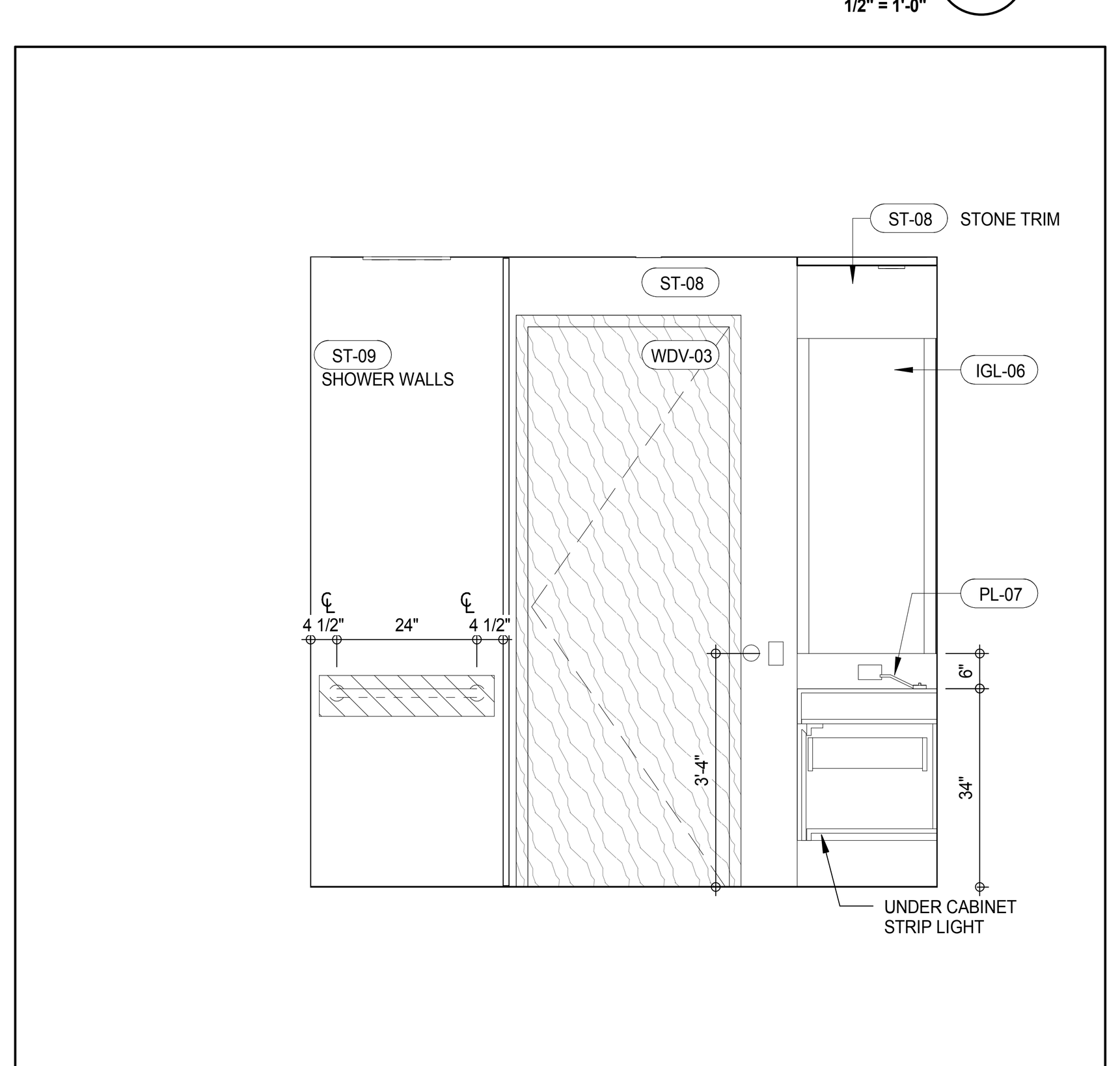

INTERIOR ELEV. - MASTER BATHROOM - MB-C02 (13)
A-973
1/2" = 1'-0"

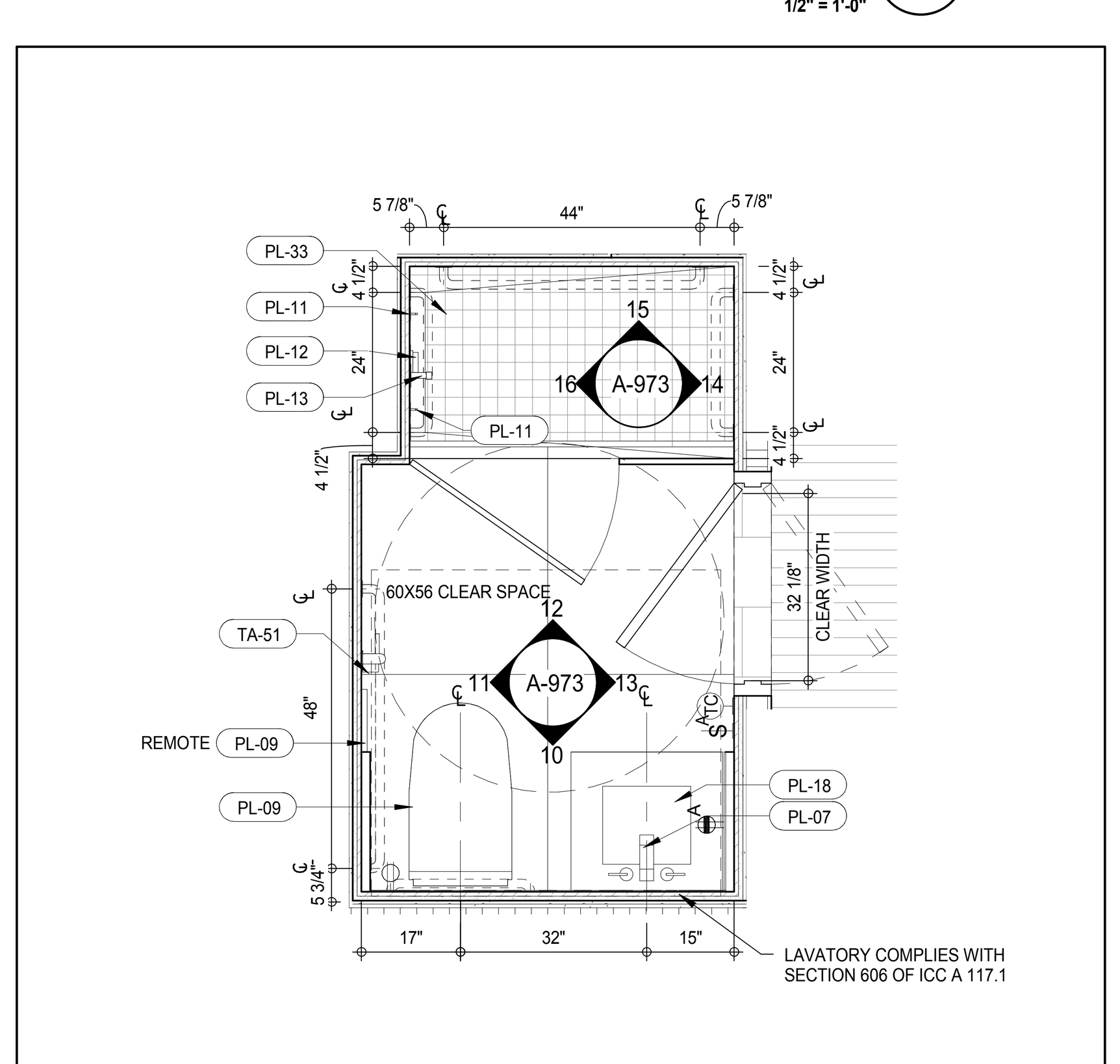

PLAN DETAIL - MASTER BATHROOM - MB-C02 (9)
A-211
1/2" = 1'-0"

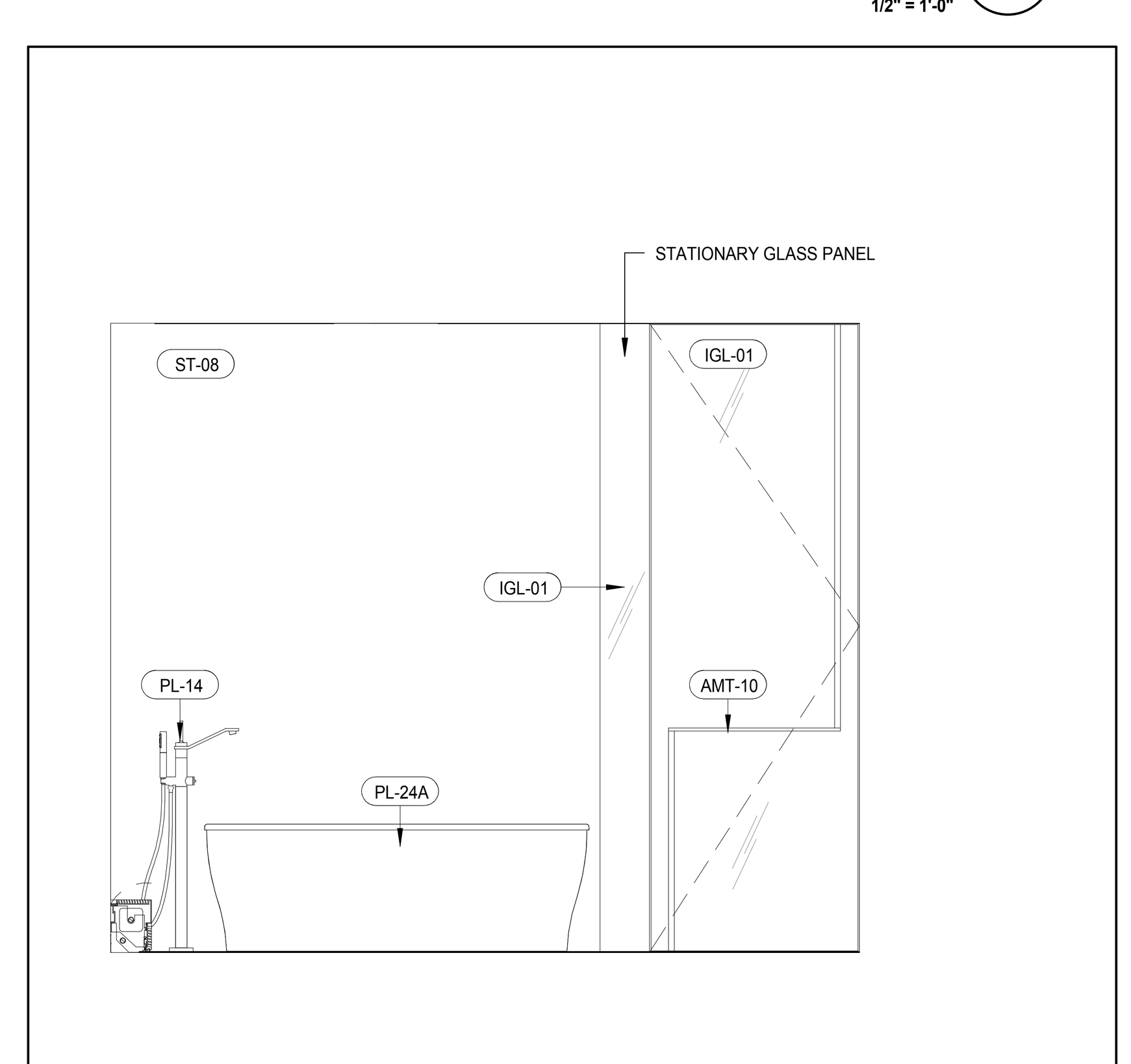

INTERIOR ELEV. - MASTER BATHROOM - MB-C01 (5)
A-973
1/2" = 1'-0"

PLAN DETAIL - MASTER BATHROOM - MB-C01 (1)
A-202
1/2" = 1'-0"

MATERIAL LEGEND

MATERIAL TAG	DESCRIPTION
ACT-01	ACOUSTIC CEILING TILE
CP-01	CARPET TILE 24"x24"
CT-03	CERAMIC WALL TILE
CT-04	CERAMIC FLOOR TILE
FRP	FIBERGLASS REINFORCES PLASTIC WALL PANEL
GB	GYPSUM BOARD CEILING
PT-06	PAINT
RB-01	RUBBER BASE
RF-01	RESINOUS FLOORING - LIGHT DUTY
RF-02	RESINOUS FLOORING - MEDIUM DUTY FOR CHEMICAL RESISTANCE
RF-03	RESINOUS FLOORING - MEDIUM DUTY
RF-04	RESINOUS FLOORING - MEDIUM DUTY
RF-05	RESINOUS FLOORING - SECONDARY CONTAINMENT
TR-01	TRANSITION STRIP
VCT-01	VINYL COMPOSITION TILE
VCT-02	VINYL COMPOSITION TILE - STATIC DISSIPATIVE

*NO TOLERANCE PERMITTED, DIMENSION SHOWN TO BE EXACT

SCHEME LEGEND

LEVEL	WASHROOM TYPE	FINISH SCHEME
13TH FLOOR	MB-C01, MB-C02	2A
14TH FLOOR	MB-C01, MB-C02	2B
15TH FLOOR	MB-C01, MB-C02	1
16TH FLOOR	MB-C01, MB-C02	2A
17TH FLOOR	MB-C01, MB-C02	2B
18TH FLOOR	MB-C01, MB-C02	1
19TH FLOOR	MB-C01, MB-C02	2A
20TH FLOOR	MB-C01	2B
21ST FLOOR	MB-C01	1
22ND FLOOR	MB-C01	2A
23RD FLOOR	MB-C01	2B
24TH FLOOR	MB-C01	1
25TH FLOOR	MB-C01	2A
26TH FLOOR	MB-C01	2B

FINISHES SCHEME 1:		FINISHES SCHEME 2A:		FINISHES SCHEME 2B:	
IGL-01	IGL-01B	IGL-01	IGL-01A	IGL-01	IGL-01A
AMT-01	AMT-01B	AMT-01	AMT-01A	AMT-01	AMT-01A
ST-01	ST-01B	ST-01	ST-01A	ST-02	ST-01A
ST-02	ST-02B	ST-02	ST-02A1	ST-02	ST-02A2
ST-03	ST-03B	ST-03	ST-03A1	ST-03	ST-03A2
ST-07	ST-07B	ST-07	ST-07A	ST-07	ST-07A
ST-08	ST-02B	ST-08	ST-02A	ST-08	ST-02A
ST-09	ST-09B	ST-09	ST-09A	ST-09	ST-09A
ST-13	ST-13B	ST-13	ST-13A	ST-13	ST-13A
ST-14	ST-14B	ST-14	ST-14A	ST-14	ST-14A
ST-15	ST-15B	ST-15	ST-15A	ST-15	ST-15A
ST-28	ST-28B	ST-28	ST-28A	ST-28	ST-28A
WDF-01	WDF-01B	WDF-01	WDF-01A	WDF-01	WDF-01A
WDF-02	WDF-02B	WDF-02	WDF-02A	WDF-02	WDF-02A
WDV-01	WDV-01B	WDV-01	WDV-01A	WDV-01	WDV-01A
WDV-05	WDV-05B	WDV-05	WDF-05A	WDV-05	WDF-05A

KEYNOTE LEGEND:

TAG #	DESCRIPTION
AMT-10	CUSTOM DOOR PULL/TOWEL BAR
IGL-01	OBSCURED GLASS (REFER TO SCHEMES LEGEND)
IGL-04	BACK PAINTED STARPHIRE GLASS
IGL-06	CLEAR GLASS, SILVER MIRROR
PL-07	MB-POLISHED NICKEL DECK MOUNTED LAVATORY FAUCET
PL-08	MB-22" PORCELAIN UNDERMOUNTED SINK
PL-09	MB-FLOOR MOUNTED TOILET/BIDET
PL-10	MB-CEILING MOUNTED RECESSED SHOWER HEAD
PL-11	MB-HAND SHOWER
PL-12	MB-THERMOSTATIC CONTROL VALVE
PL-13	MB-VOLUME CONTROL VALVE
PL-14	MB-DECK MOUNTED TUB FILLER w HAND SHOWER
PL-18	ST-UNDERMOUNTED SINK
PL-24A	MB-FREESTANDING TUB - 66"
PL-33	MB-LINEAR SHOWER DRAIN w/ TILE INSERT
ST-06	STONE SLAB - POLISHED (REFER TO SCHEME LEGEND)
ST-07A	STONE SLAB - POLISHED (REFER TO SCHEME LEGEND)
ST-08	STONE SLAB - POLISHED (REFER TO SCHEME LEGEND)
ST-09	STONE SLAB - POLISHED (REFER TO SCHEME LEGEND)
ST-42A	STONE SLAB - POLISHED
TA-51	MB-TOILET PAPER HOLDER RESIDENTIAL
WDV-03	WOOD VENEER WALL PANEL

NOTE:
REFER TO 7/A-961 FOR TYPICAL GRAB BAR REINFORCING DIMENSIONS

/ISSUED AS: AI-920 - CD PROGRESS ISSUE 3 - 09 MAR 15/

KEY PLAN:

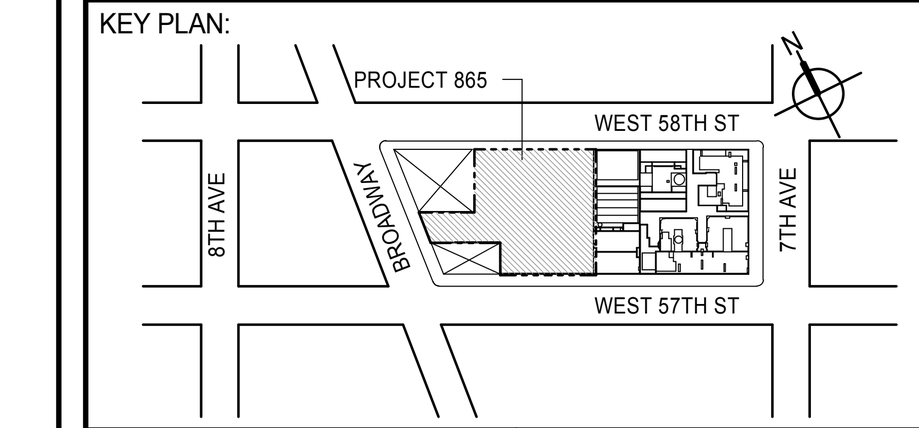

PROJECT NORTH
TRUE NORTH

DEVELOPER:
EXTELL DEVELOPMENT COMPANY
805 THIRD AVENUE, 7TH FLOOR
New York, NY 10022 USA
TEL: 212 712 6000 FAX: 212 712 6100

DESIGN ARCHITECT: Base Building Shell & Core
ADRIAN SMITH + GORDON GILL ARCHITECTURE
111 WEST MONROE STREET SUITE 2300
CHICAGO IL 60603
TEL: 312 920 1888 FAX: 312 920 1775

INTERIOR DESIGNER: Residential
Rottet Architecture and Design Studio, PLLC
298 Fifth Ave, 7th Floor
New York, NY 10001
TEL: 646 998 7000 FAX:

ARCHITECT OF RECORD: Base Building Shell, Core, & Residential
AAI ARCHITECTS, P.C.
401 Wellington St. W., 3rd Floor
Toronto, ON M5V 1E7 Canada
TEL: 416 967 1500 FAX: 416 967 7150

STRUCTURAL ENGINEERS:
WSP CANTOR SEINUK
228 EAST 45th Street
New York, NY 10017 USA
TEL: 212 687 9888 FAX: 646 487 5501

MEP ENGINEERS:
AKF GROUP
165 Broadway, 22nd Floor
New York, NY 10006 USA
TEL: 212 354 5656 FAX: 212 354 5668

GEOTECHNICAL ENGINEERS:
Langan Engineering & Environmental Services
21 Penn Plaza - 360 West 31st Street, 8th Floor
New York, NY 10001-2727
TEL: 212 479 5400 FAX: 212 479 5444

CODE CONSULTANTS:
Construction Consulting Associates
100 Church Street
New York, NY 10007
TEL: 212 385 1818 FAX: 212 385 1911

CURTAINWALL CONSULTANT:
AJLP Consulting
40 Worth Street. Suite 826
New York, NY 10013
TEL: 212 757 5659 FAX: 646 219 8508

LANDMARK/PRESERVATION CONSULTANT:
Jan Hird Pokorny Associates, Inc.
39 West 37th Street, 12A
New York, NY 10018
TEL: 212 759 6462 FAX: 212 759 6540

No.	DESCRIPTION	DATE
1	D.O.B. SUBMISSION	18 FEB 15
2	CD PROGRESS ISSUE 3	09 MAR 15
	D.O.B. SUBMISSION	27 APR 15
3	CD PROGRESS ISSUE 4	01 JUN 15
4	CD PROGRESS ISSUE 5	10 AUG 15
	D.O.B. AMENDMENT 2	21 SEP 15

NOT FOR BID/CONSTRUCTION

Discrepancies must be reported immediately to the Architect before proceeding. Only figured dimensions are to be used. Contractors must check all dimensions on site. This drawing is protected by copyright.

ALL DIMENSIONS ARE SHOWN IN IMPERIAL.

CONSULTANT:
AAI ARCHITECTS, P.C.

PROJECT:
217 WEST 57TH STREET
NEW YORK, NY

DRAWING TITLE:
ADAPTABLE BATHROOMS
MB-C01,MB-C02

SEAL & SIGNATURE:



DATE:	05 DEC 14
PROJECT No:	1216-00
DRAWN: Author	REV: 4
CHK: Checker	
SCALE: As indicated	
DWG No:	A-973.01
DOB PAGE No:	529 of 569

DOB EMPLOYEE STAMP:
DOB B-SCAN:

FILE NAME: C:\Revit Local Files\EXTELL-865-AAI-TWR-CNF_hadlarim.rvt
PLOT DATE: 9/22/2015 1:26:28 PM

DEPT OF BLDGS 121328205 Job Number
ES302288452 Scan Code

36" x 48" Arch E -SHEET SIZE

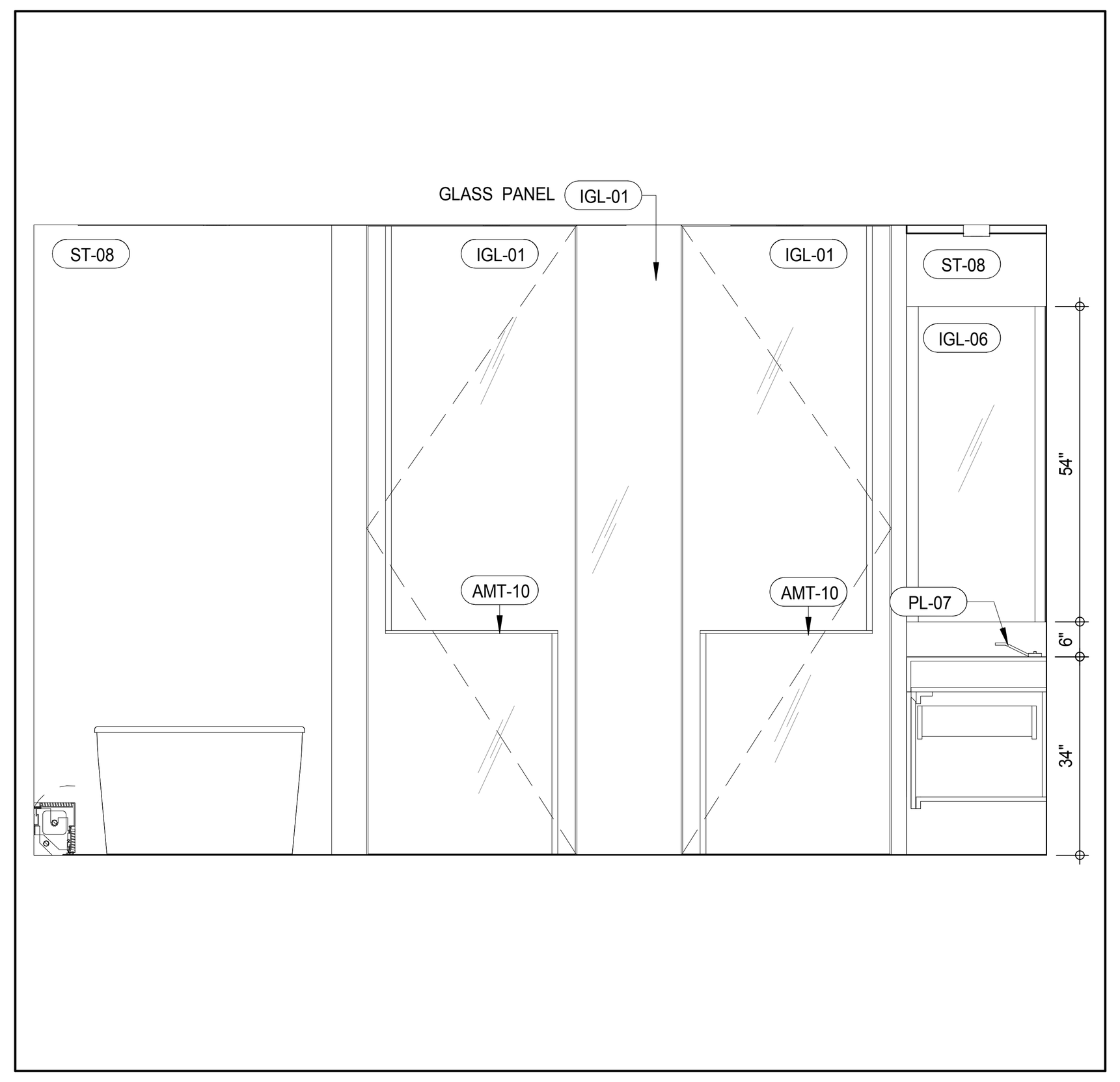

INTERIOR ELEV. - MASTER BATHROOM - MB-C04 (15)
A-974
1/2" = 1'-0"

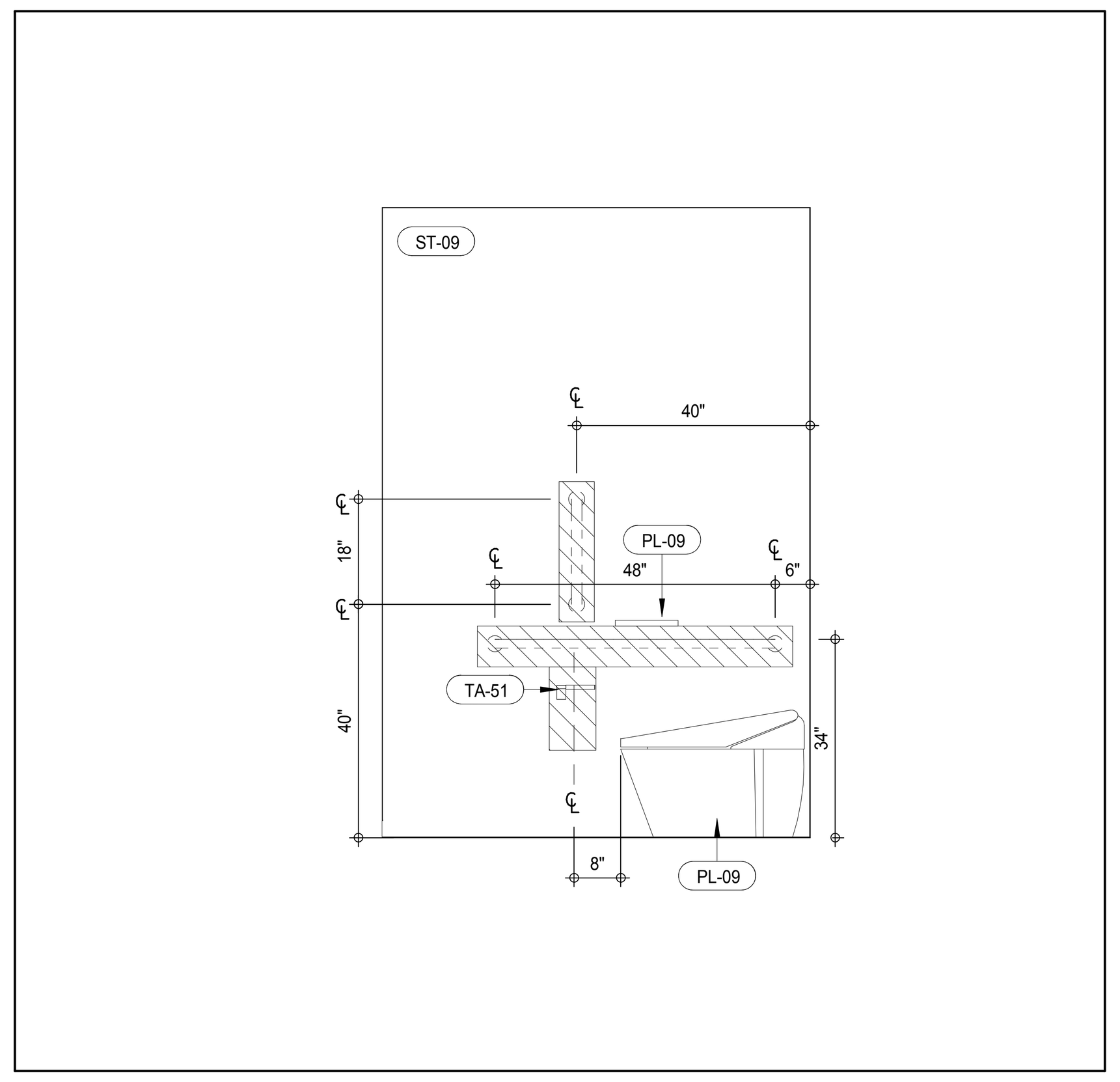

INTERIOR ELEV. - MASTER BATHROOM - MB-C04 (11)
A-974
1/2" = 1'-0"

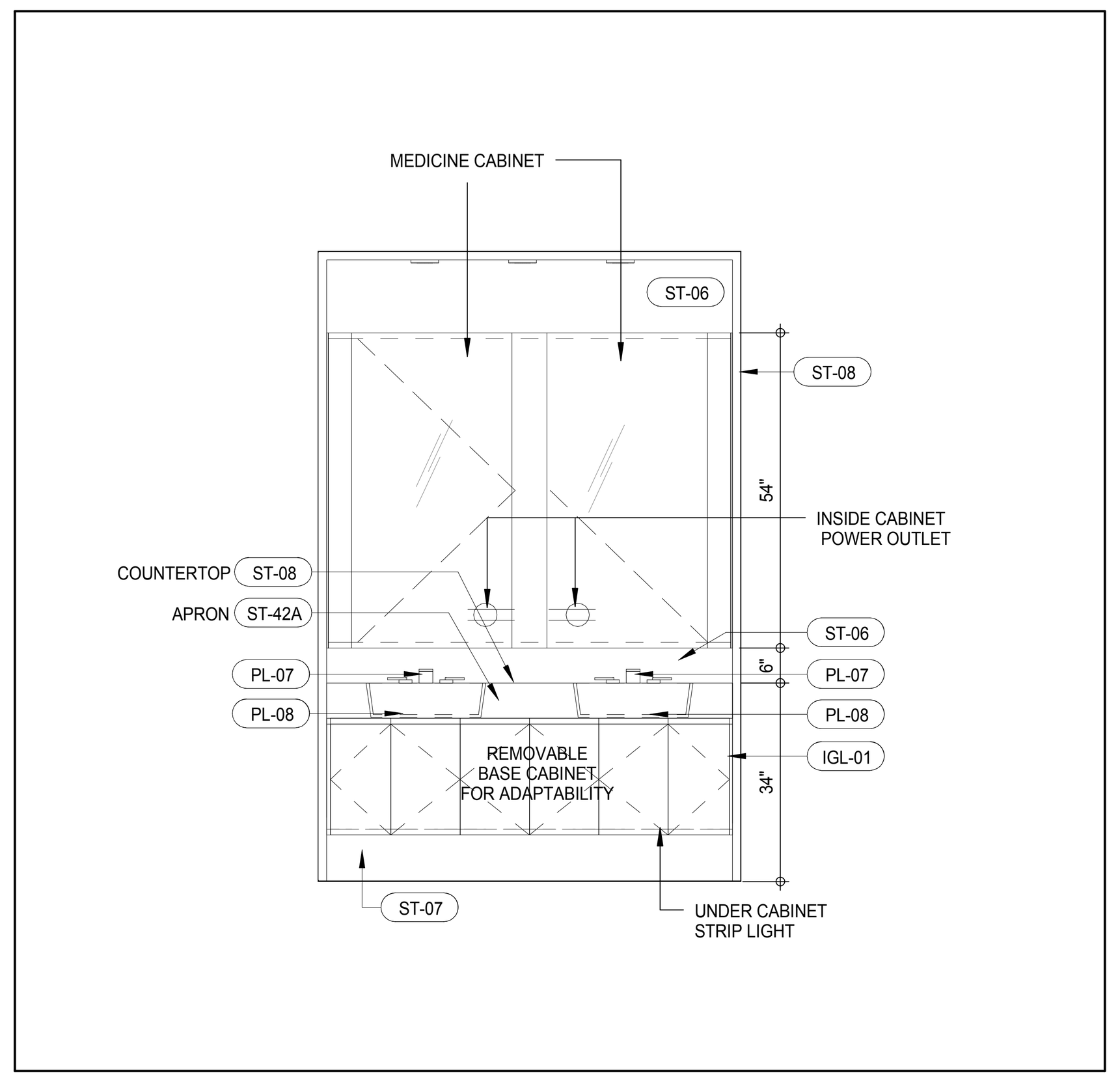

INTERIOR ELEV. - MASTER BATHROOM - MB-C03 (4)
A-974
1/2" = 1'-0"

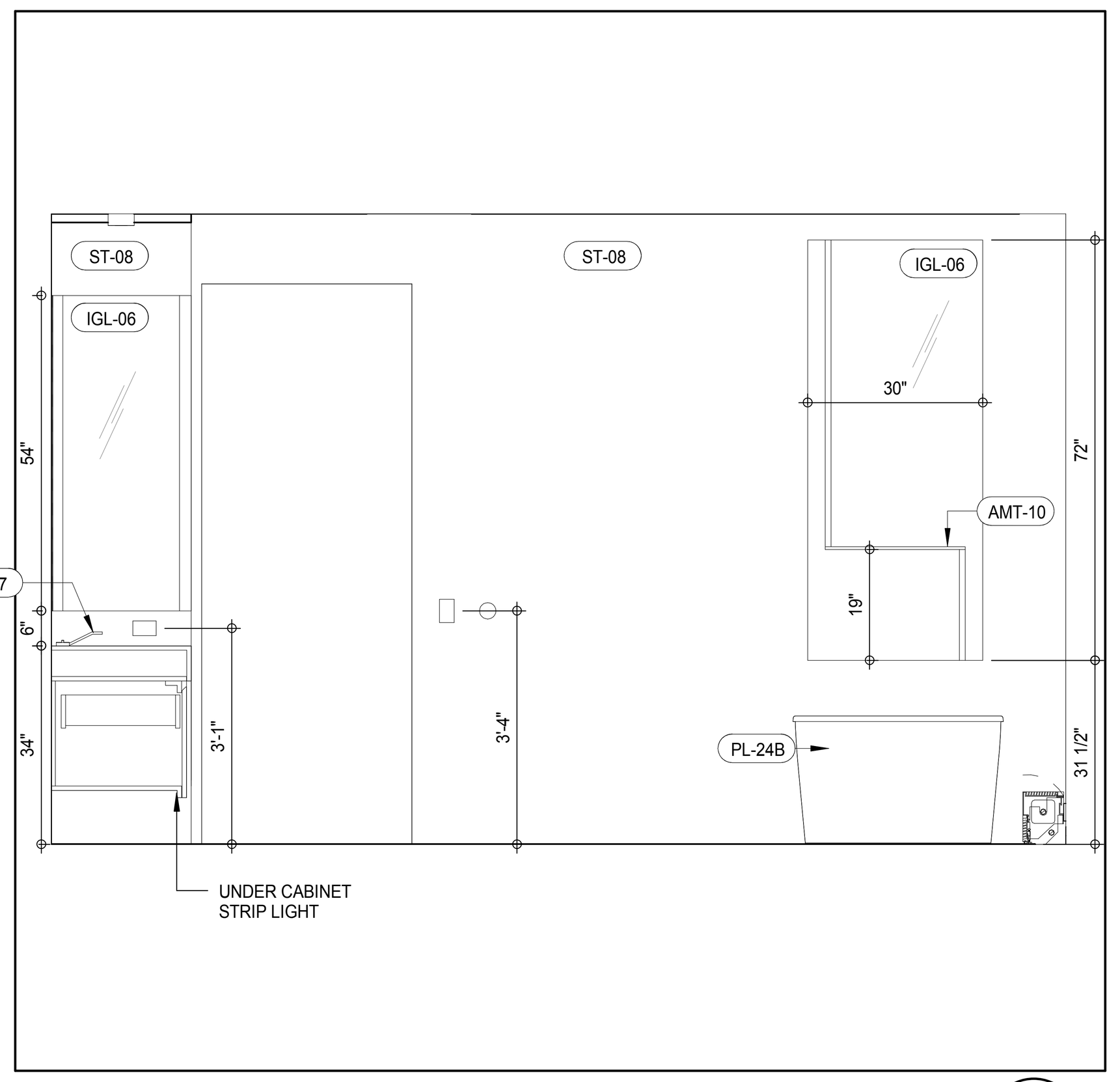

INTERIOR ELEV. - MASTER BATHROOM - MB-C04 (14)
A-974
1/2" = 1'-0"

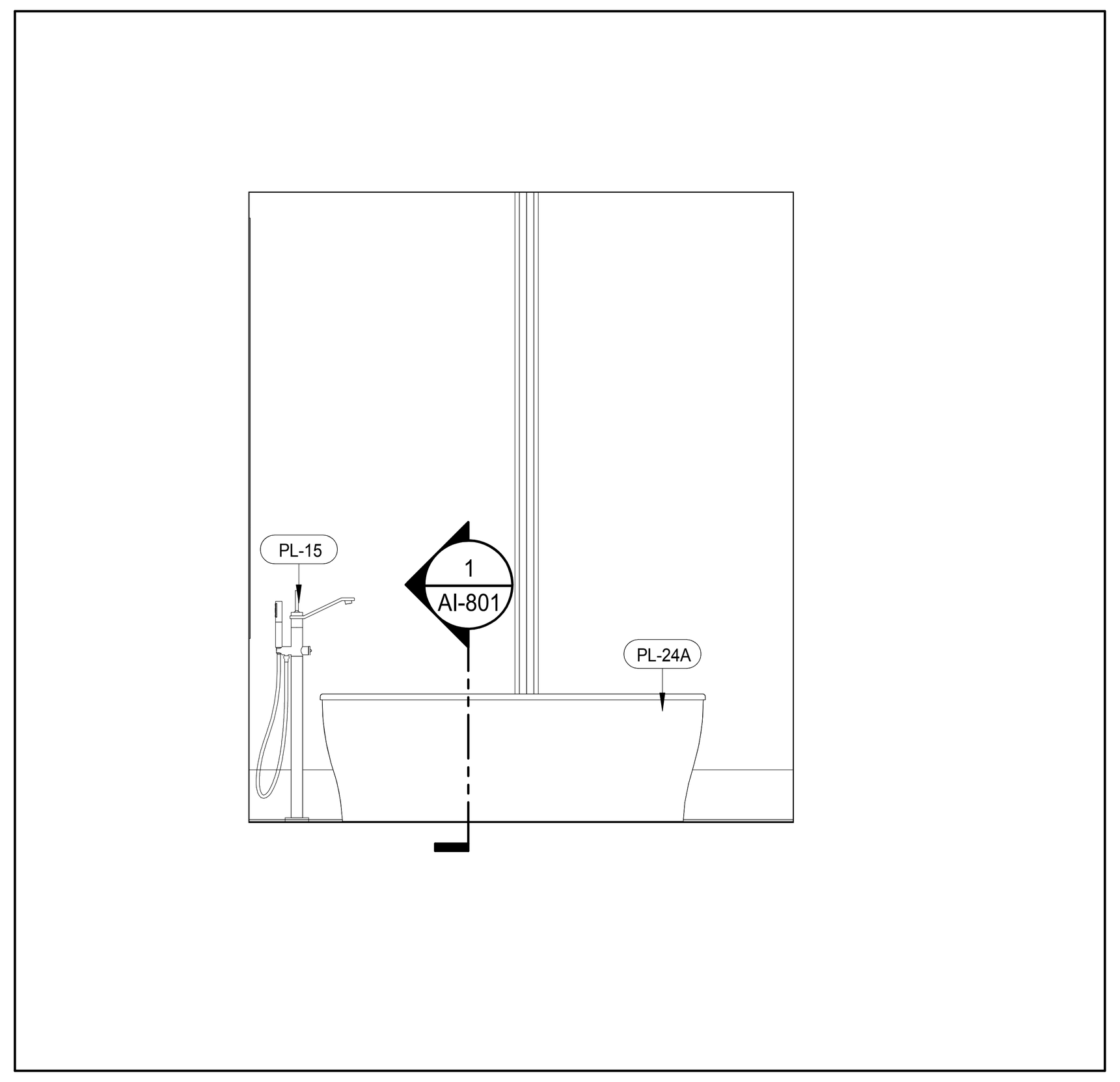

INTERIOR ELEV. - MASTER BATHROOM - MB-C04 (10)
A-974
1/2" = 1'-0"

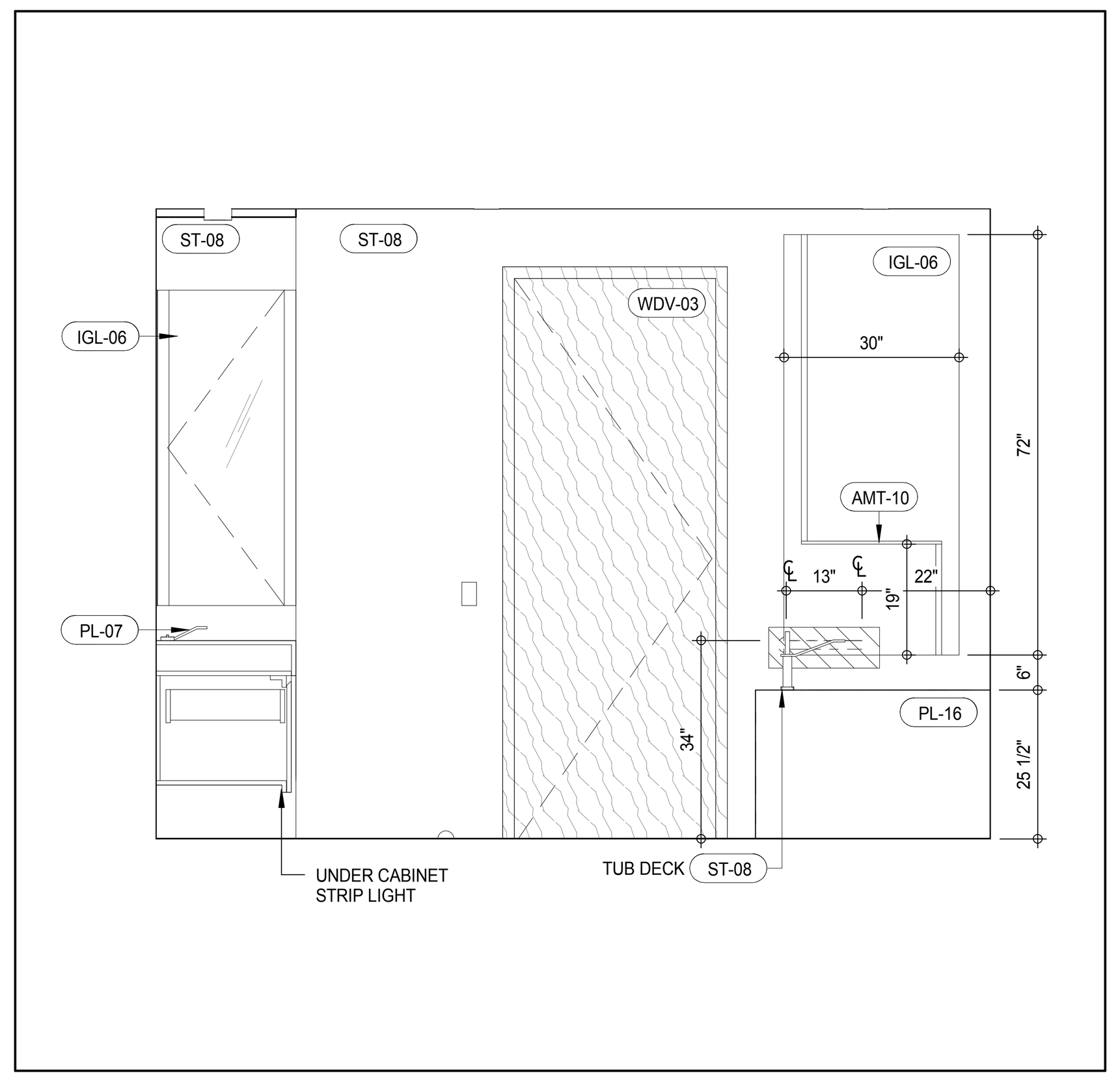

INTERIOR ELEV. - MASTER BATHROOM - MB-C03 (7)
A-974
1/2" = 1'-0"

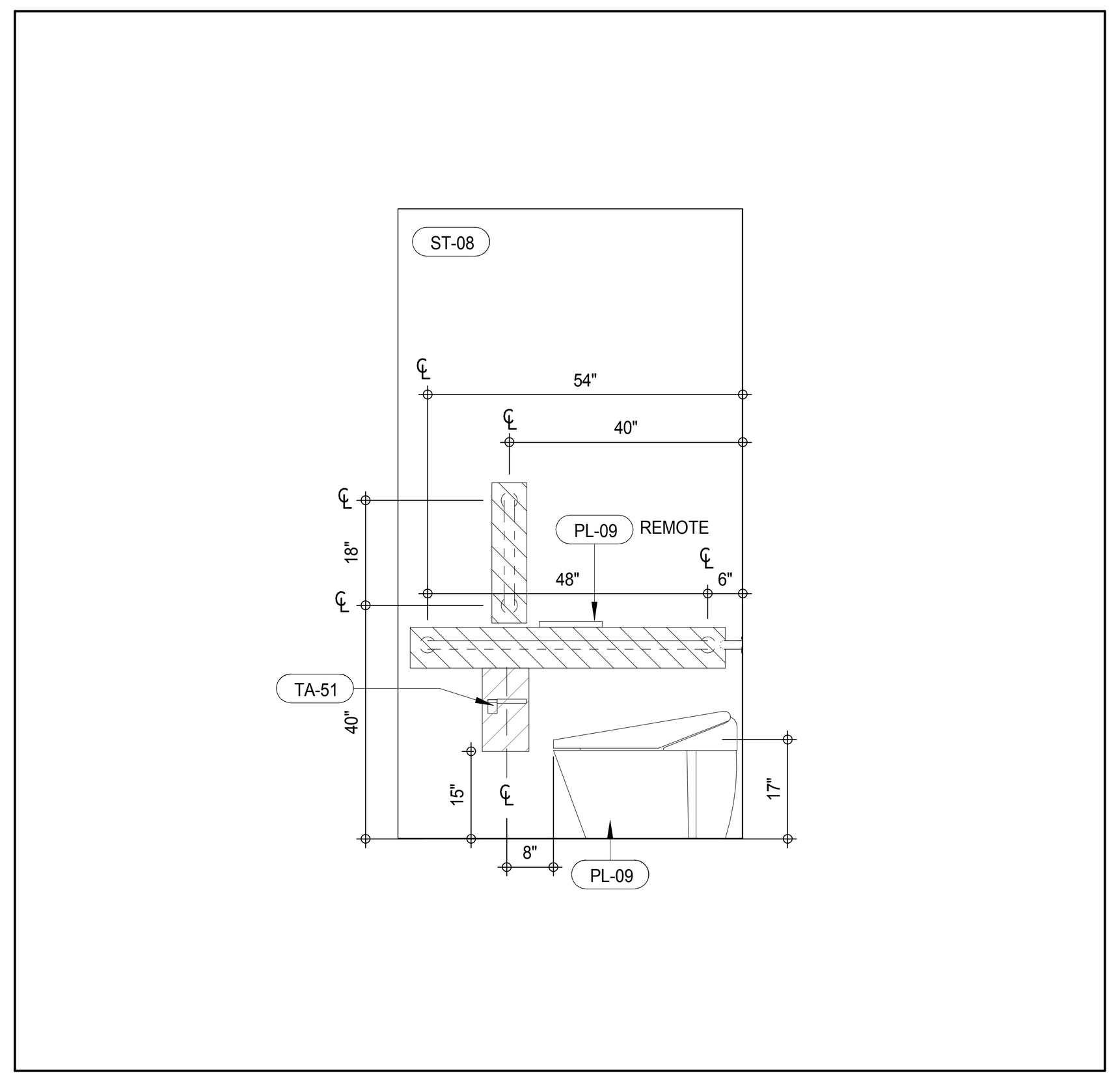

INTERIOR ELEV. - MASTER BATHROOM - MB-C03 (3)
A-974
1/2" = 1'-0"

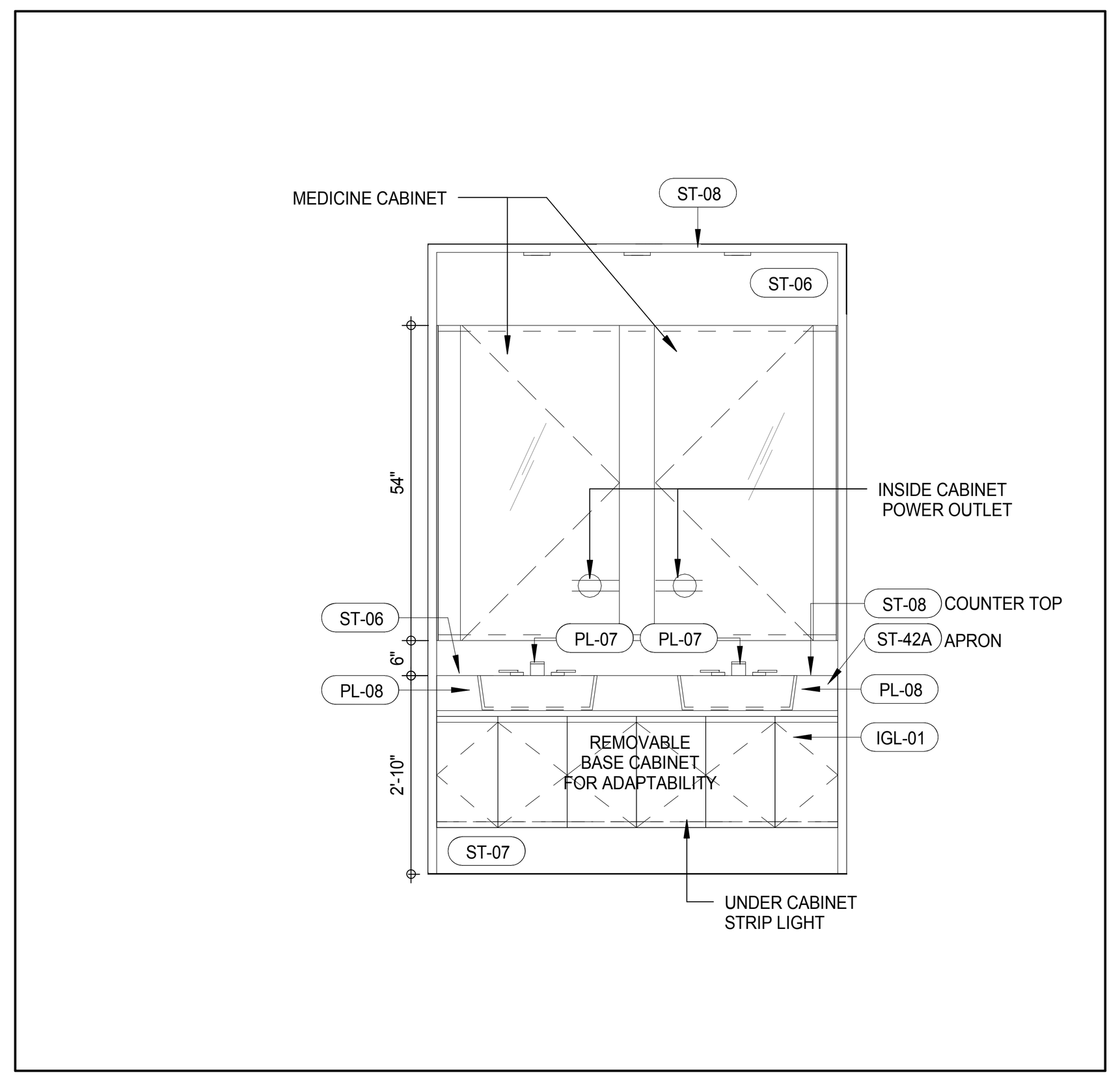

INTERIOR ELEV. - MASTER BATHROOM - MB-C04 (13)
A-974
1/2" = 1'-0"

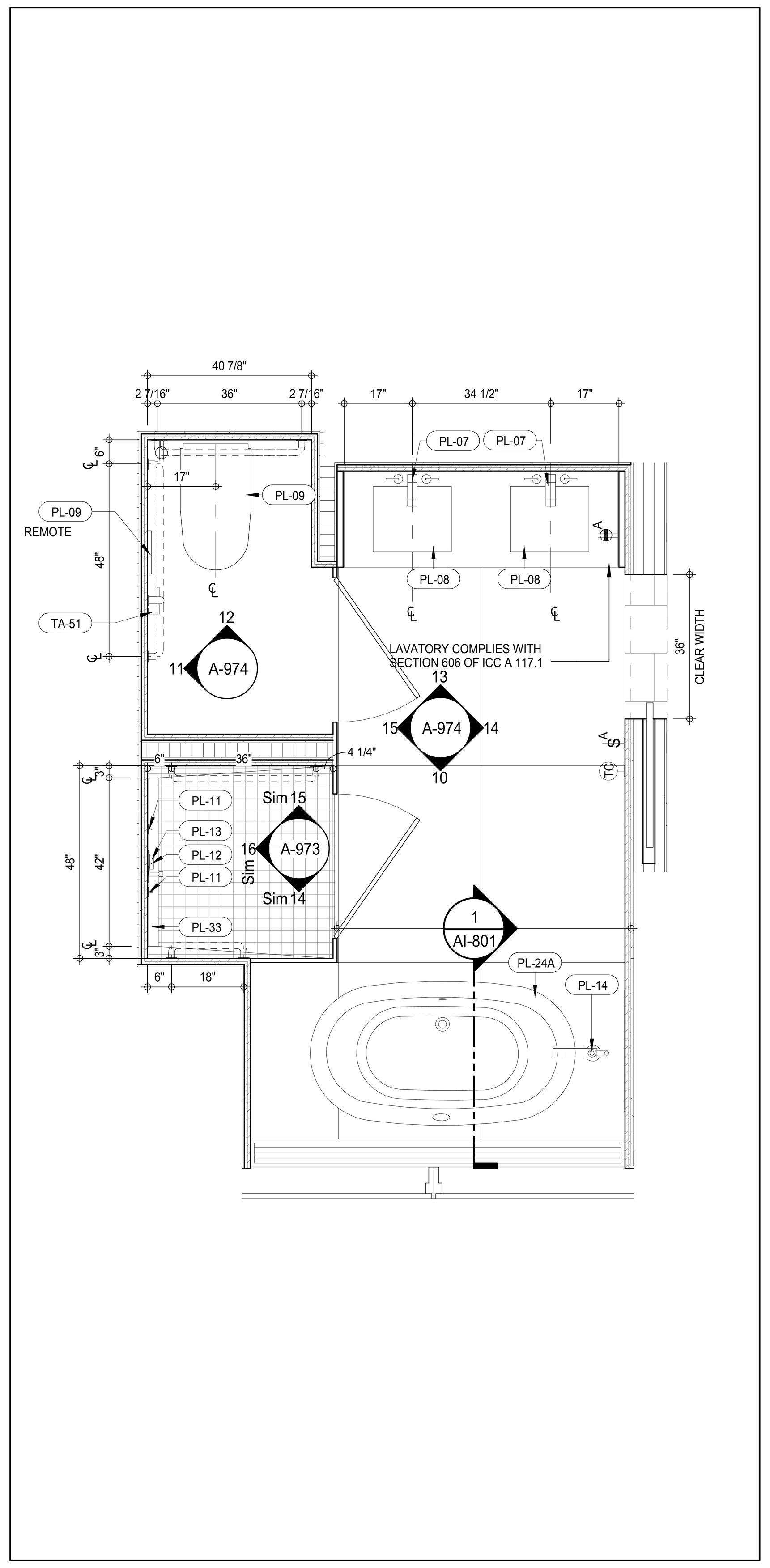

PLAN DETAIL - MASTER BATHROOM - MB-C04 (9)
A-212
1/2" = 1'-0"

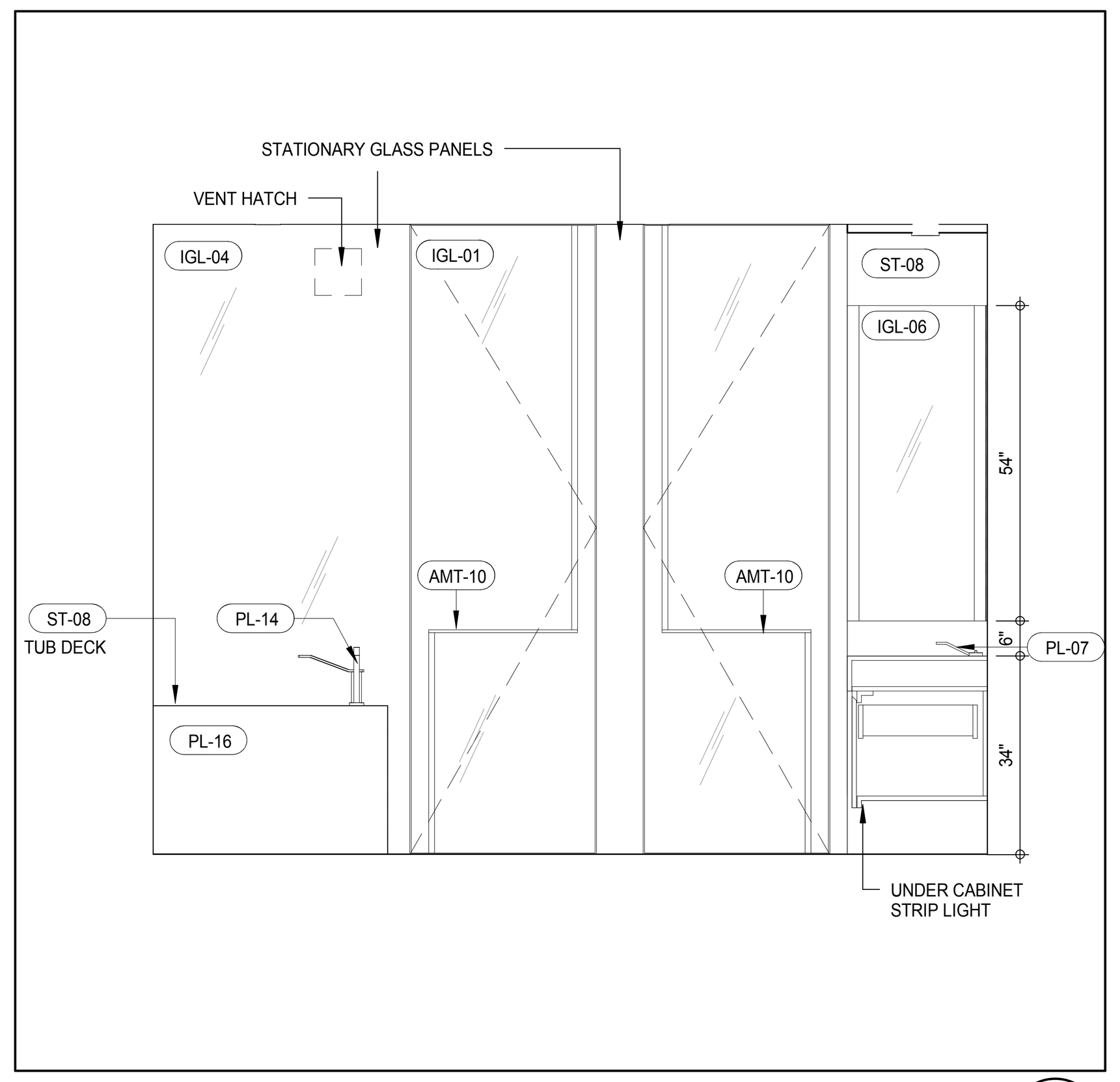

INTERIOR ELEV. - MASTER BATHROOM - MB-C03 (6)
A-974
1/2" = 1'-0"

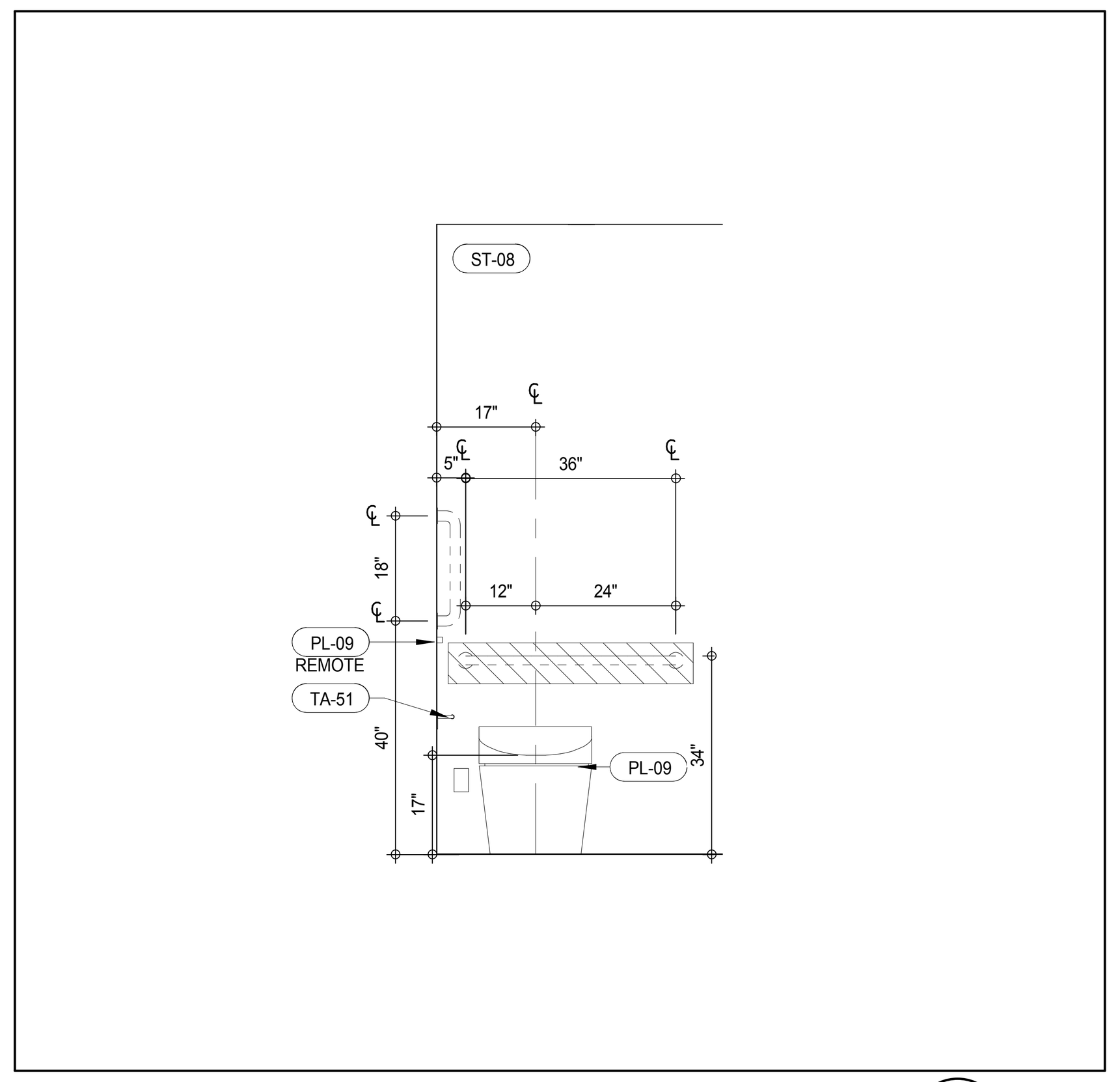

INTERIOR ELEV. - MASTER BATHROOM - MB-C03 (2)
A-974
1/2" = 1'-0"

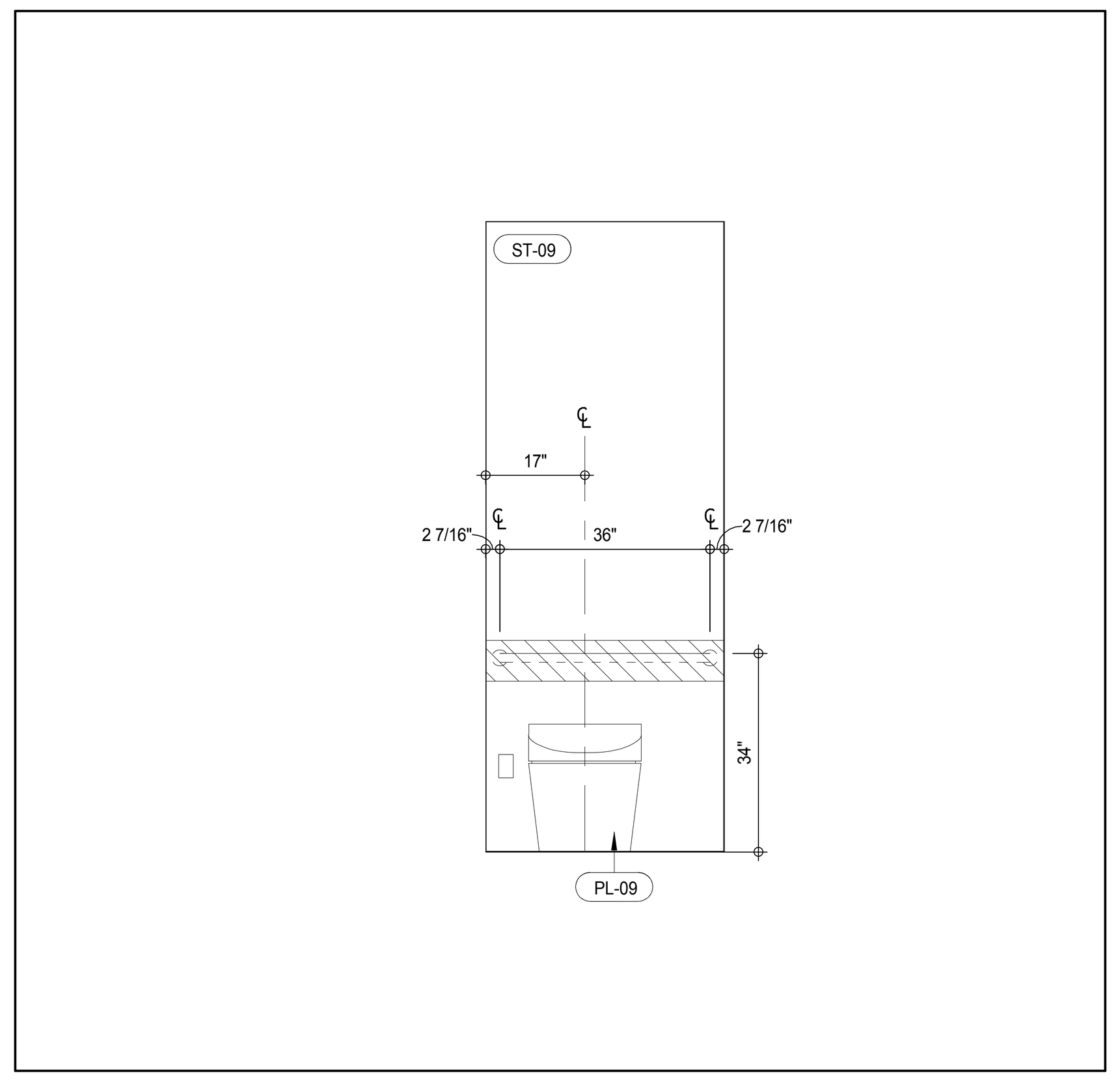

INTERIOR ELEV. - MASTER BATHROOM - MB-C04 (12)
A-974
1/2" = 1'-0"

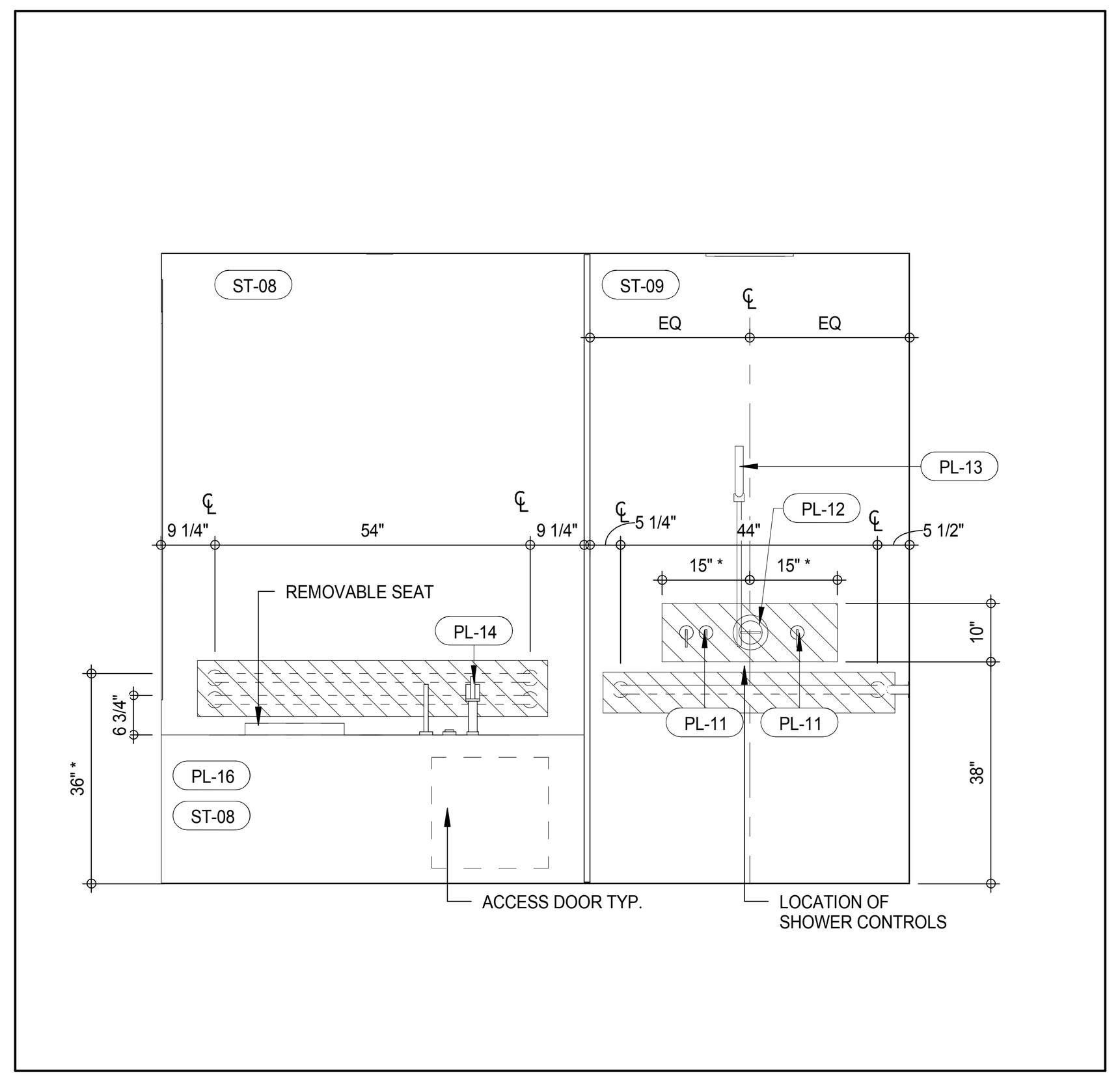

INTERIOR ELEV. - MASTER BATHROOM - MB-C03 (5)
A-974
1/2" = 1'-0"

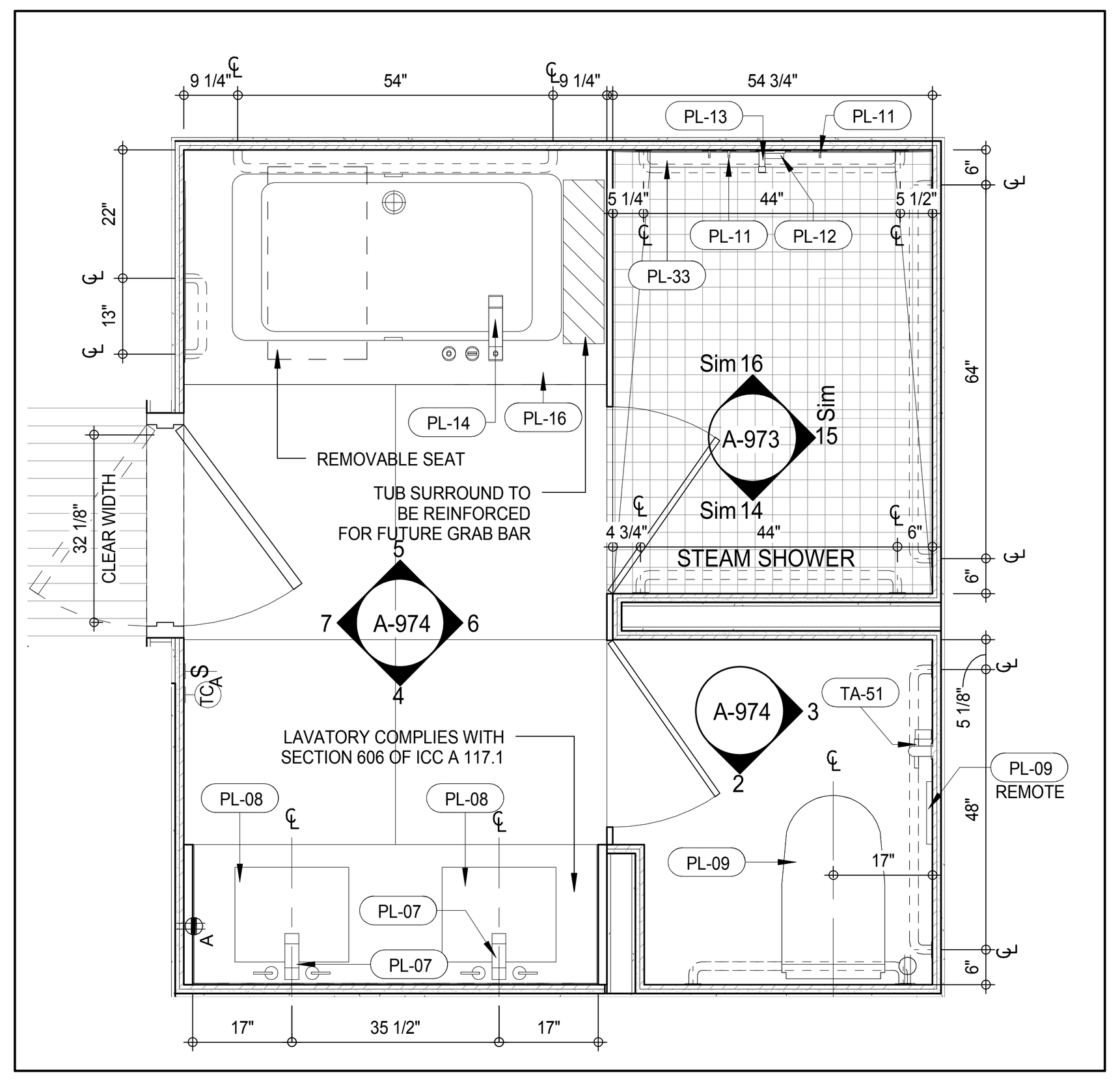

MB-C03 - MASTER BATHROOM (1)
A-202
1/2" = 1'-0"

MATERIAL LEGEND

MATERIAL TAG	DESCRIPTION
ACT-01	ACOUSTIC CEILING TILE
CP-01	CARPET TILE 24"x24"
CT-03	CERAMIC WALL TILE
CT-04	CERAMIC FLOOR TILE
FRP	FIBERGLASS REINFORCES PLASTIC WALL PANEL
GB	GYPSUM BOARD CEILING
PT-06	PAINT
RB-01	RUBBER BASE
RF-01	RESINOUS FLOORING - LIGHT DUTY
RF-02	RESINOUS FLOORING - MEDIUM DUTY FOR CHEMICAL RESISTANCE
RF-03	RESINOUS FLOORING - MEDIUM DUTY
RF-04	RESINOUS FLOORING - MEDIUM DUTY
RF-05	RESINOUS FLOORING - SECONDARY CONTAINMENT
TR-01	TRANSITION STRIP
VCT-01	VINYL COMPOSITION TILE
VCT-02	VINYL COMPOSITION TILE - STATIC DISSIPATIVE

*NO TOLERANCE PERMITTED, DIMENSION SHOWN TO BE EXACT

SCHEME LEGEND

LEVEL	WASHROOM TYPE	FINISH SCHEME
20TH FLOOR	MB-C03	2B
21ST FLOOR	MB-C04A	1
22ND FLOOR	MB-C04A	2A
23RD FLOOR	MB-C04A	2B
24TH FLOOR	MB-C04A	1
25TH FLOOR	MB-C04A	2A
26TH FLOOR	MB-C04A	2B
29TH FLOOR	MB-C04A	2A
30TH FLOOR	MB-C04A	2B
31ST FLOOR	MB-C04A	1
32ND FLOOR	MB-C04A	2A
33RD FLOOR	MB-C04A	2B
34TH FLOOR	MB-C04A	1
35TH FLOOR	MB-C04A	2A
36TH FLOOR	MB-C04A	2B
37TH FLOOR	MB-C04A	1
38TH FLOOR	MB-C04A	2A
39TH FLOOR	MB-C04A	2B
40TH FLOOR	MB-C04A	1
41ST FLOOR	MB-C04A	2A
42ND FLOOR	MB-C04A	2B
43RD FLOOR	MB-C04A	1
44TH FLOOR	MB-C04A	2A
45TH FLOOR	MB-C04A	2B
47TH FLOOR	MB-C04A	1
48TH FLOOR	MB-C04A	2A
49TH FLOOR	MB-C04A	2B
50TH FLOOR	MB-C04A	1
51ST FLOOR	MB-C04A	2A
52ND FLOOR	MB-C04A	2B
53RD FLOOR	MB-C04A	1
54TH FLOOR	MB-C04A	2A
55TH FLOOR	MB-C04A	2B
56TH FLOOR	MB-C04A	1
57TH FLOOR	MB-C04A	2A
58TH FLOOR	MB-C04A	2B
59TH FLOOR	MB-C04A	1
60TH FLOOR	MB-C04A	2A
61ST FLOOR	MB-C04A	2B
62ND FLOOR	MB-C04A	1
63RD FLOOR	MB-C04A	2A
64TH FLOOR	MB-C04A	2B
65TH FLOOR	MB-C04A	1
66TH FLOOR	MB-C04A	2A

FINISHES SCHEME 1:		FINISHES SCHEME 2A:		FINISHES SCHEME 2B:	
IGL-01	IGL-01B	IGL-01	IGL-01A	IGL-01	IGL-01A
AMT-01	AMT-01B	AMT-01	AMT-01A	AMT-01	AMT-01A
ST-01	ST-01B	ST-01	ST-01A	ST-02	ST-01A
ST-02	ST-02B	ST-02	ST-02A1	ST-02	ST-02A2
ST-03	ST-03B	ST-03	ST-03A1	ST-03	ST-03A2
ST-07	ST-07B	ST-07	ST-07A	ST-07	ST-07A
ST-08	ST-02B	ST-08	ST-02A	ST-08	ST-02A
ST-09	ST-09B	ST-09	ST-09A	ST-09	ST-09A
ST-13	ST-13B	ST-13	ST-13A	ST-13	ST-13A
ST-14	ST-14B	ST-14	ST-14A	ST-14	ST-14A
ST-15	ST-15B	ST-15	ST-15A	ST-15	ST-15A
ST-28	ST-28B	ST-28	ST-28A	ST-28	ST-28A
WDF-01	WDF-01B	WDF-01	WDF-01A	WDF-01	WDF-01A
WDF-02	WDF-02B	WDF-02	WDF-02A	WDF-02	WDF-02A
WDV-01	WDV-01B	WDV-01	WDV-01A	WDV-01	WDV-01A
WDV-05	WDV-05B	WDV-05	WDF-05A	WDV-05	WDF-05A

KEYNOTE LEGEND:

TAG #	DESCRIPTION
AMT-10	CUSTOM DOOR PULL/TOWEL BAR
IGL-01	OBSCURED GLASS (REFER TO SCHEMES LEGEND)
IGL-04	BACK PAINTED STARPHIRE GLASS
IGL-06	CLEAR GLASS, SILVER MIRROR
PL-07	MB-POLISHED NICKEL DECK MOUNTED LAVATORY FAUCET
PL-08	MB-22" PORCELAIN UNDERMOUNTED SINK
PL-09	MB-FLOOR MOUNTED TOILET/BIDET
PL-11	MB-HAND SHOWER
PL-12	MB-THERMOSTATIC CONTROL VALVE
PL-13	MB-VOLUME CONTROL VALVE
PL-14	MB-DECK MOUNTED TUB FILLER w HAND SHOWER
PL-15	MB-FLOOR MOUNTED TUB FILLER w HAND SHOWER
PL-16	MB-UNDERMOUNTED TUB
PL-24A	MB-FREESTANDING TUB - 66"
PL-24B	MB-FREESTANDING TUB - BLOWER
PL-33	MB-LINEAR SHOWER DRAIN w/ TILE INSERT
ST-06	STONE SLAB - POLISHED (REFER TO SCHEME LEGEND)
ST-07	STONE SLAB POLISHED (ST-07A or ST-07B REFER TO SCHEME LEGEND)
ST-08	STONE SLAB - POLISHED (REFER TO SCHEME LEGEND)
ST-09	STONE SLAB - POLISHED (REFER TO SCHEME LEGEND)
ST-42A	STONE SLAB - POLISHED
TA-51	MB-TOILET PAPER HOLDER RESIDENTIAL
WDV-03	WOOD VENEER WALL PANEL

NOTE:
REFER TO 7/A-961 FOR TYPICAL GRAB BAR REINFORCING DIMENSIONS

/ISSUED AS: AI-921 - CD PROGRESS ISSUE 3 - 09 MAR 15/

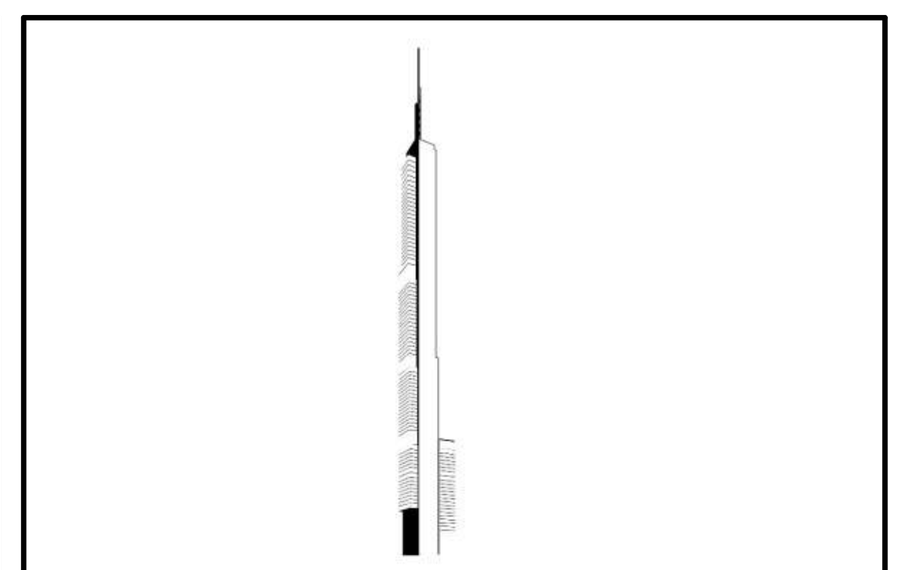

KEY PLAN:

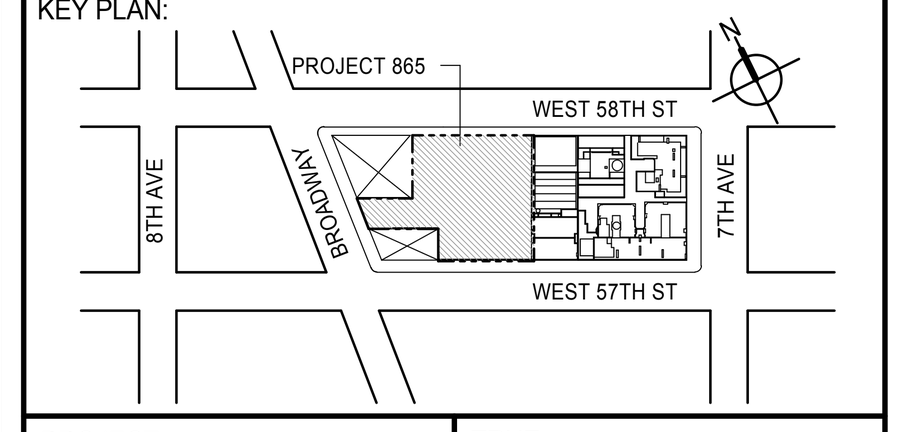

PROJECT NORTH
TRUE NORTH

DEVELOPER:
EXTELL DEVELOPMENT COMPANY
805 THIRD AVENUE, 7TH FLOOR
New York, NY 10022 USA
TEL: 212 712 6000 FAX: 212 712 6100

DESIGN ARCHITECT: Base Building Shell & Core
ADRIAN SMITH + GORDON GILL ARCHITECTURE
111 WEST MONROE STREET SUITE 2300
CHICAGO IL 60603
TEL: 312 920 1888 FAX: 312 920 1775

INTERIOR DESIGNER: Residential
Rottet Architecture and Design Studio, PLLC
298 Fifth Ave, 7th Floor
New York, NY 10001
TEL: 646 998 7000 FAX:

ARCHITECT OF RECORD: Base Building Shell, Core, & Residential
AAI ARCHITECTS, P.C.
401 Wellington St. W., 3rd Floor
Toronto, ON M5V 1E7 Canada
TEL: 416 967 1500 FAX: 416 967 7150

STRUCTURAL ENGINEERS:
WSP CANTOR SEINUK
228 EAST 45th Street
New York, NY 10017 USA
TEL: 212 687 9888 FAX: 646 487 5501

MEP ENGINEERS:
AKF GROUP
165 Broadway, 22nd Floor
New York, NY 10006 USA
TEL: 212 354 5656 FAX: 212 354 5668

GEOTECHNICAL ENGINEERS:
Langan Engineering & Environmental Services
21 Penn Plaza - 360 West 31st Street, 8th Floor
New York, NY 10001-2727
TEL: 212 479 5400 FAX: 212 479 5444

CODE CONSULTANTS:
Construction Consulting Associates
100 Church Street
New York, NY 10007
TEL: 212 385 1818 FAX: 212 385 1911

CURTAINWALL CONSULTANT:
AJLP Consulting
40 Worth Street. Suite 826
New York, NY 10013
TEL: 212 757 5659 FAX: 646 219 8508

LANDMARK/PRESERVATION CONSULTANT:
Jan Hird Pokorny Associates, Inc.
39 West 37th Street, 12A
New York, NY 10018
TEL: 212 759 6462 FAX: 212 759 6540

No.	DESCRIPTION	DATE
1	D.O.B. SUBMISSION	18 FEB 15
2	CD PROGRESS ISSUE 3	09 MAR 15
	D.O.B. SUBMISSION	27 APR 15
3	CD PROGRESS ISSUE 4	01 JUN 15
4	CD PROGRESS ISSUE 5	10 AUG 15
	D.O.B. AMENDMENT 2	21 SEP 15

NOT FOR BID/CONSTRUCTION

Discrepancies must be reported immediately to the Architect before proceeding. Only figured dimensions are to be used. Contractors must check all dimensions on site. This drawing is protected by copyright.

ALL DIMENSIONS ARE SHOWN IN IMPERIAL.

CONSULTANT:
AAI ARCHITECTS, P.C.

PROJECT:
217 WEST 57TH STREET
NEW YORK, NY

DRAWING TITLE:
ADAPTABLE BATHROOMS
MB-C03,MB-C04

SEAL & SIGNATURE:



DATE:	05 DEC 14
PROJECT No:	1216-00
DRAWN: Author	REV: 4
CHK: Checker	
SCALE: As indicated	
DWG No:	**A-974.01**
DOB PAGE No:	530 of 569

DOB EMPLOYEE STAMP: DOB B-SCAN:

36" x 48" Arch E -SHEET SIZE

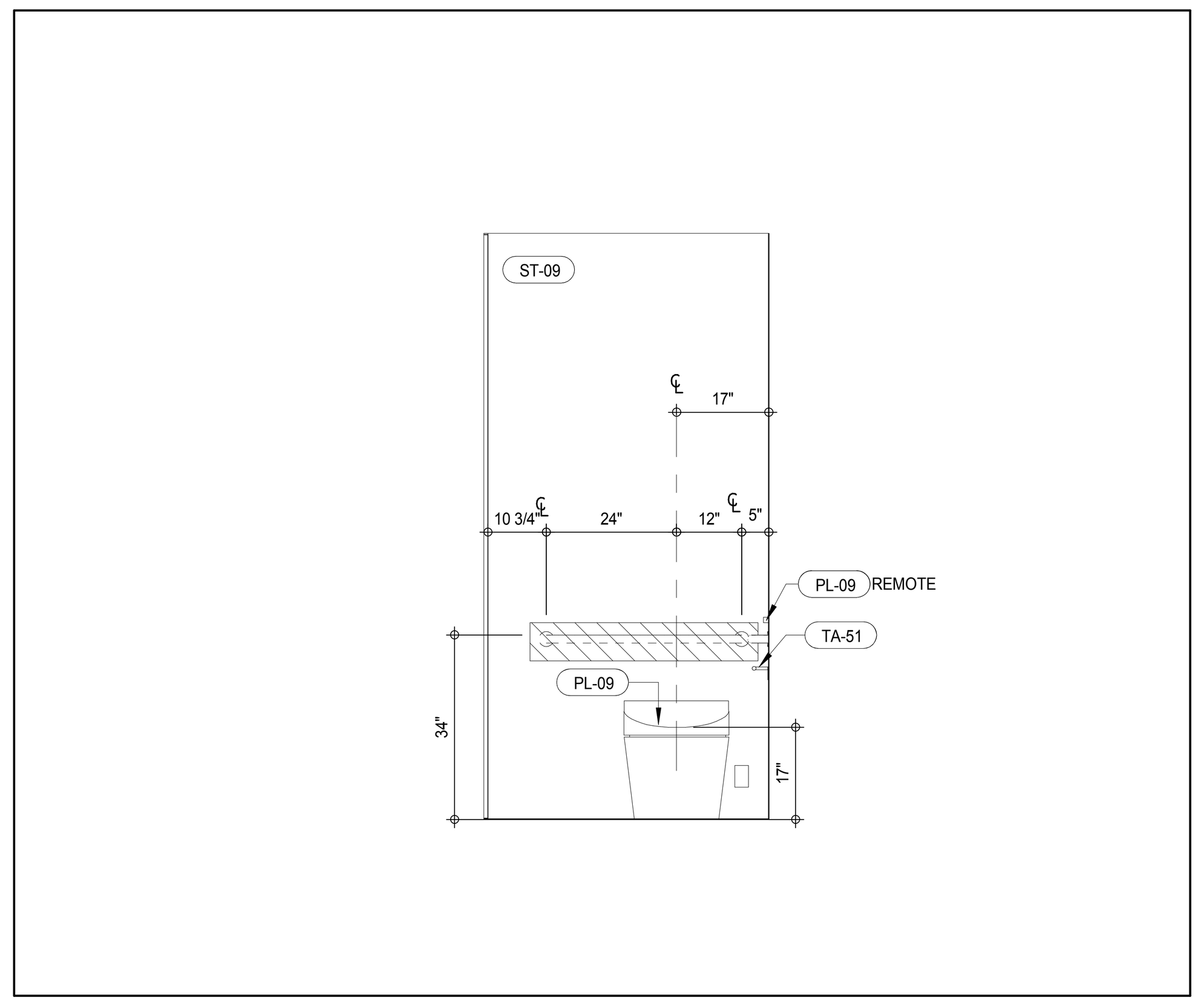

INTERIOR ELEV. - MASTER BATHROOM - MB-C06 (12)
A-975
1/2" = 1'-0"

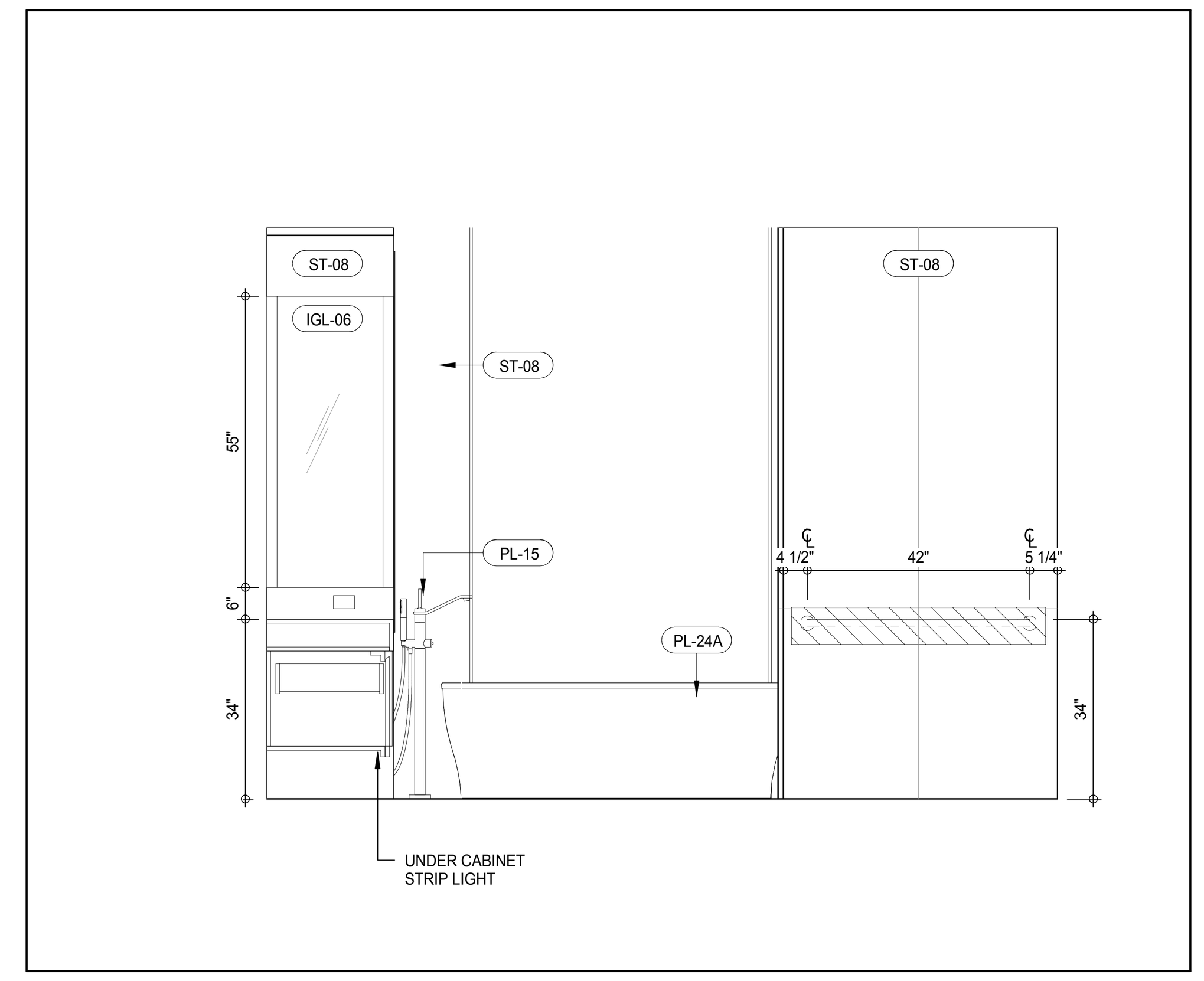

INTERIOR ELEV. - MASTER BATHROOM - MB-C06 (8)
A-975
1/2" = 1'-0"

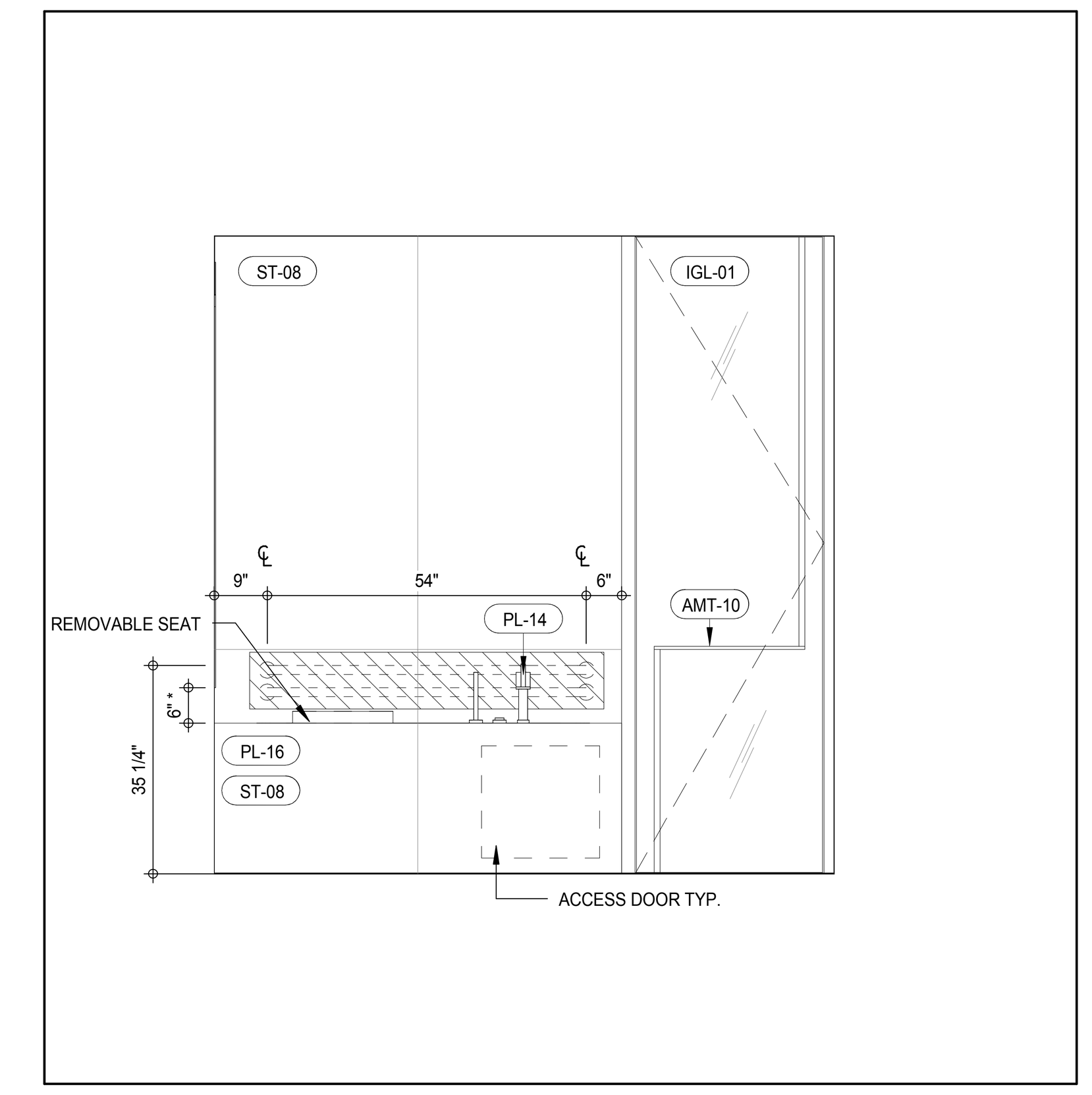

INTERIOR ELEV. - MASTER BATHROOM - MB-C05 (4)
A-975
1/2" = 1'-0"

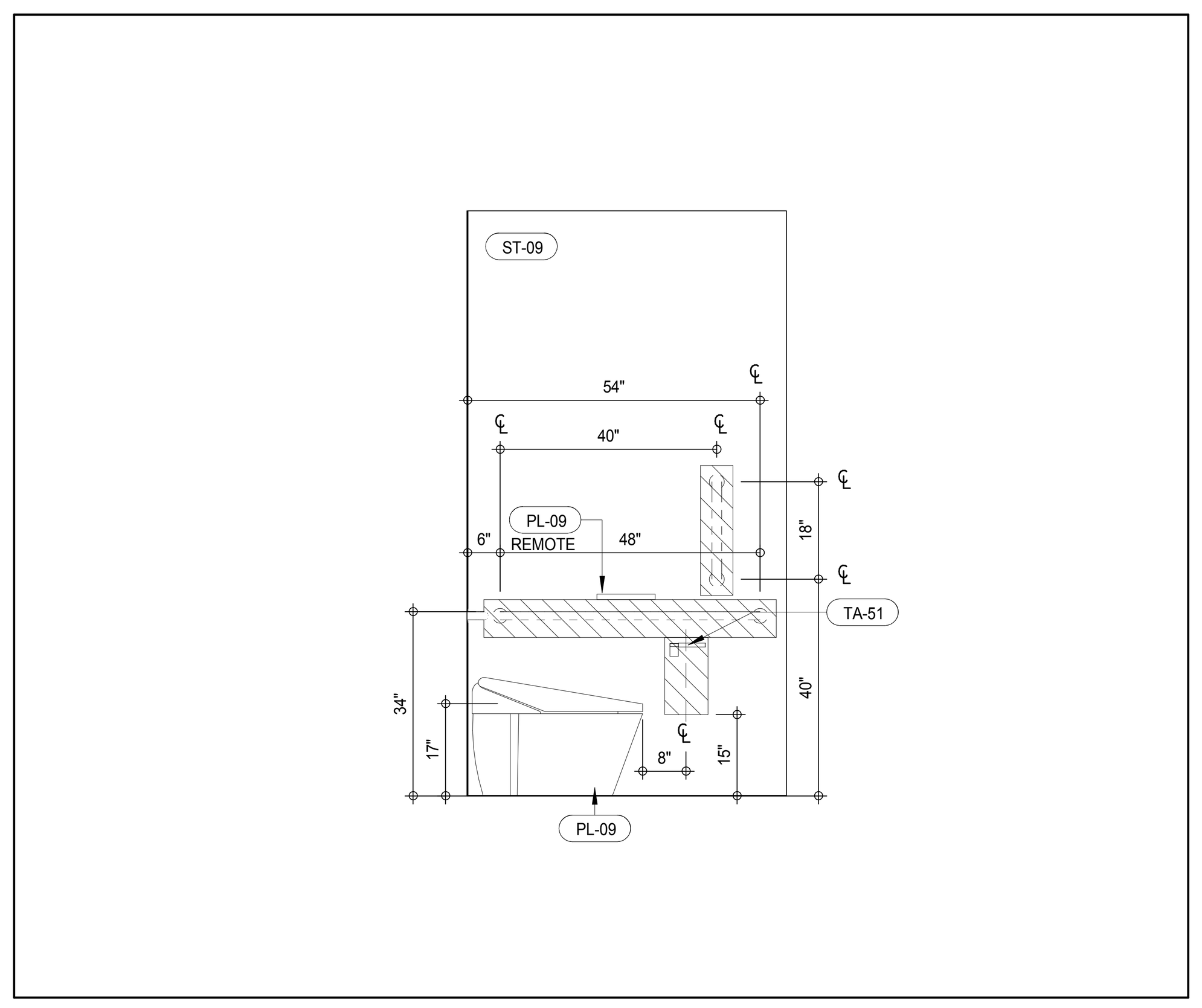

INTERIOR ELEV. - MASTER BATHROOM - MB-C06 (11)
A-975
1/2" = 1'-0"

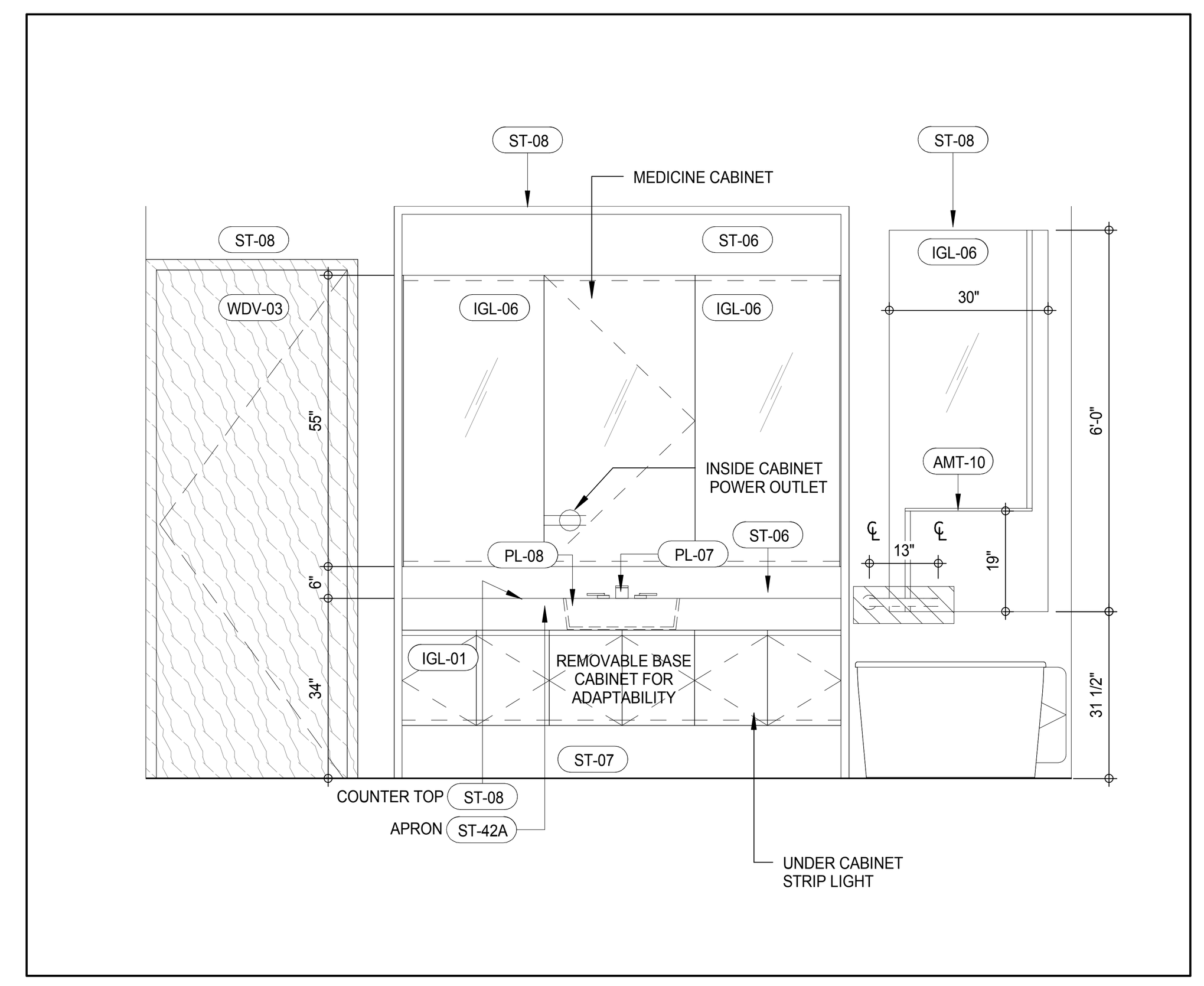

INTERIOR ELEV. - MASTER BATHROOM - MB-C06 (7)
A-975
1/2" = 1'-0"

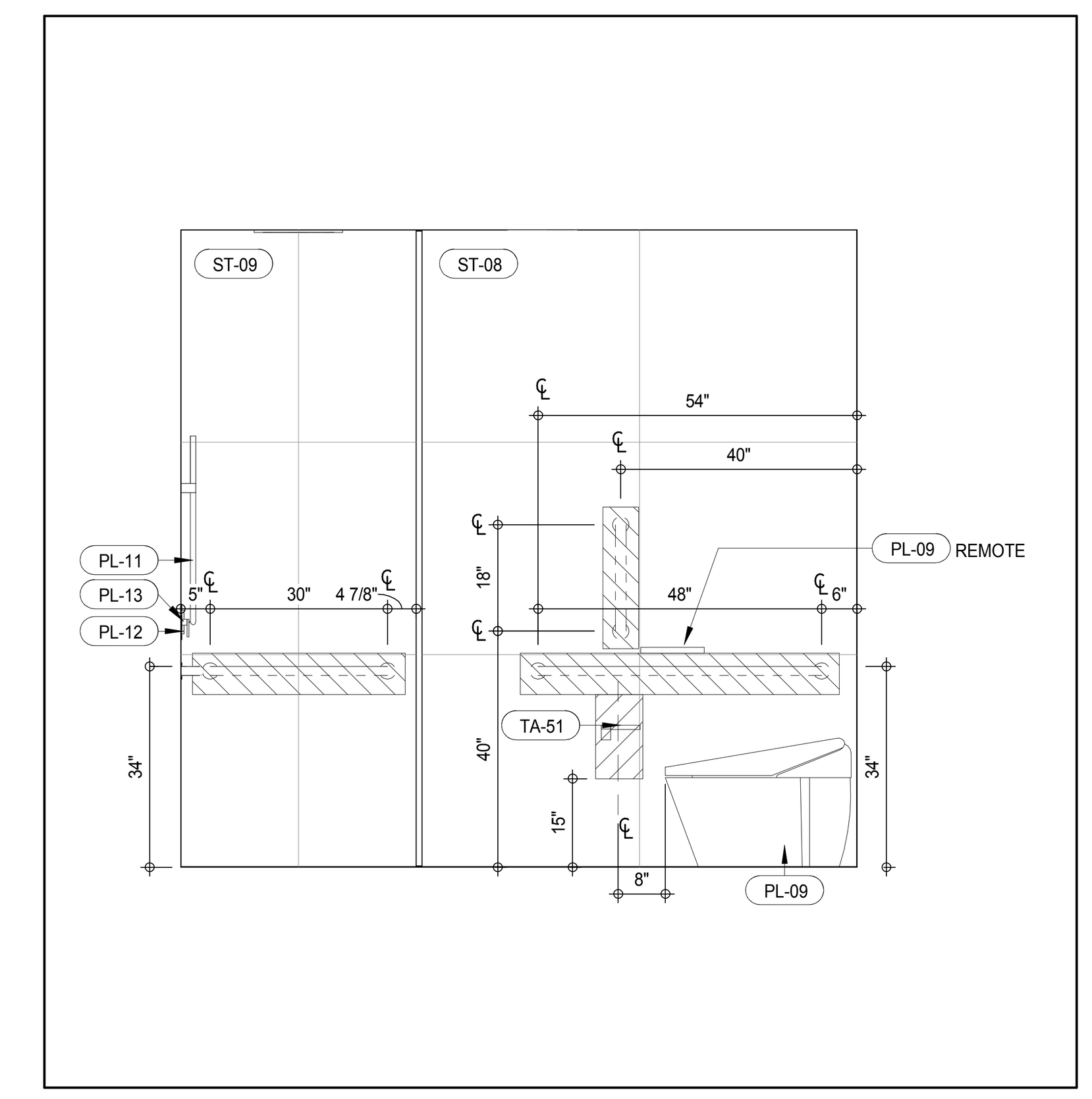

INTERIOR ELEV. - MASTER BATHROOM - MB-C05 (3)
A-975
1/2" = 1'-0"

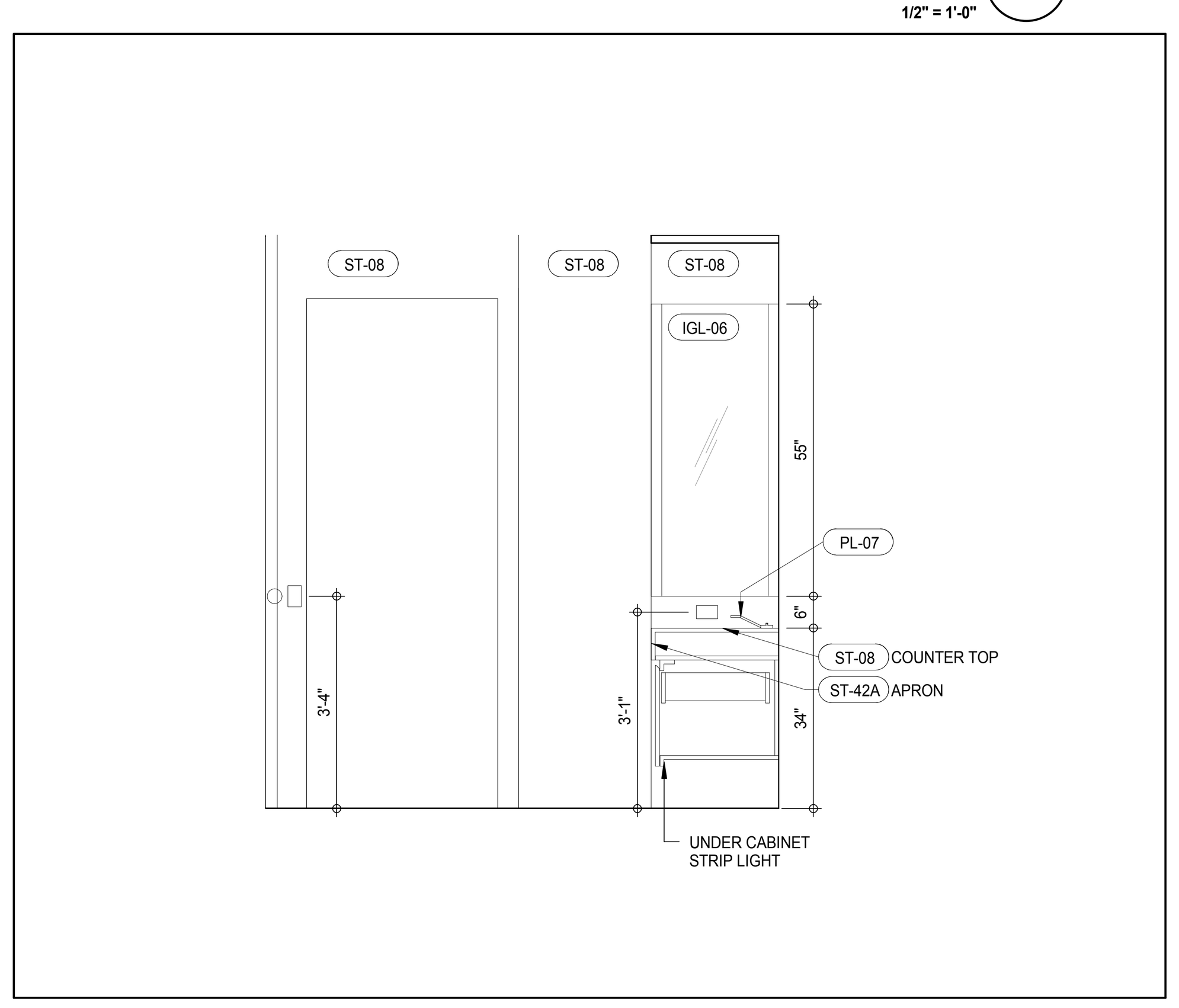

INTERIOR ELEV. - MASTER BATHROOM - MB-C06 (10)
A-975
1/2" = 1'-0"

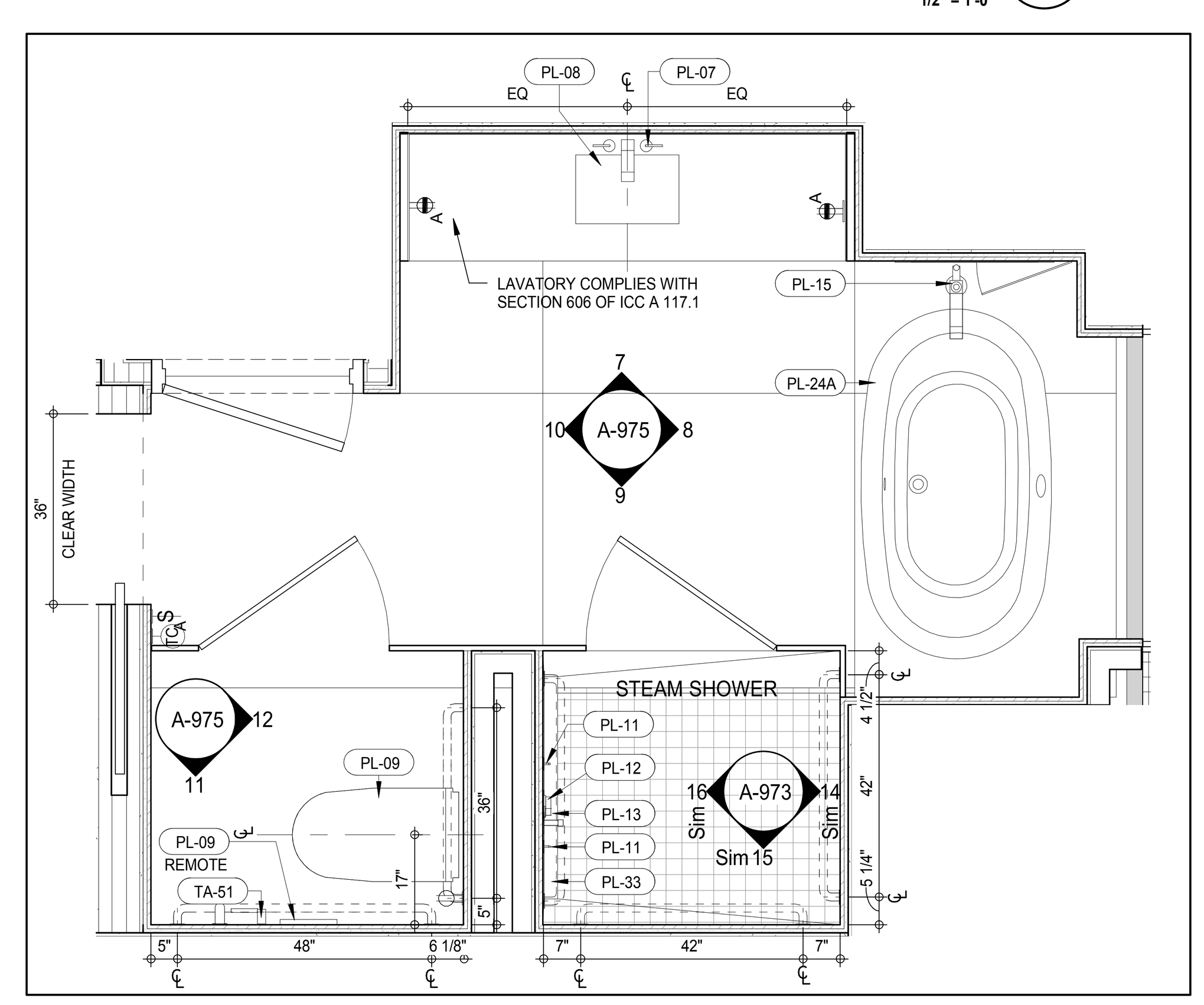

PLAN DETAIL - MASTER BATHROOM - MB-C06 (6)
A-202
1/2" = 1'-0"

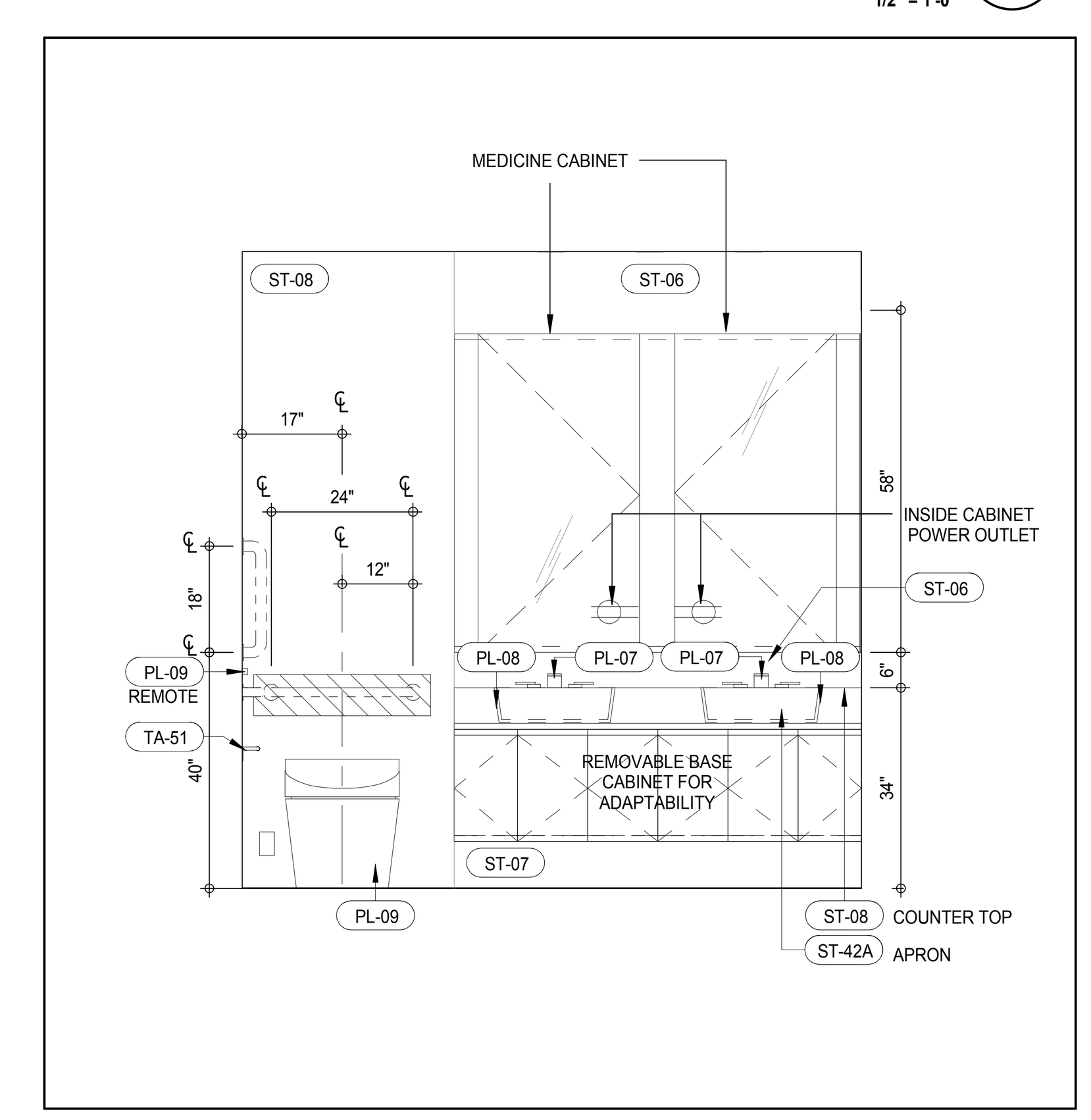

INTERIOR ELEV. - MASTER BATHROOM - MB-C05 (2)
A-975
1/2" = 1'-0"

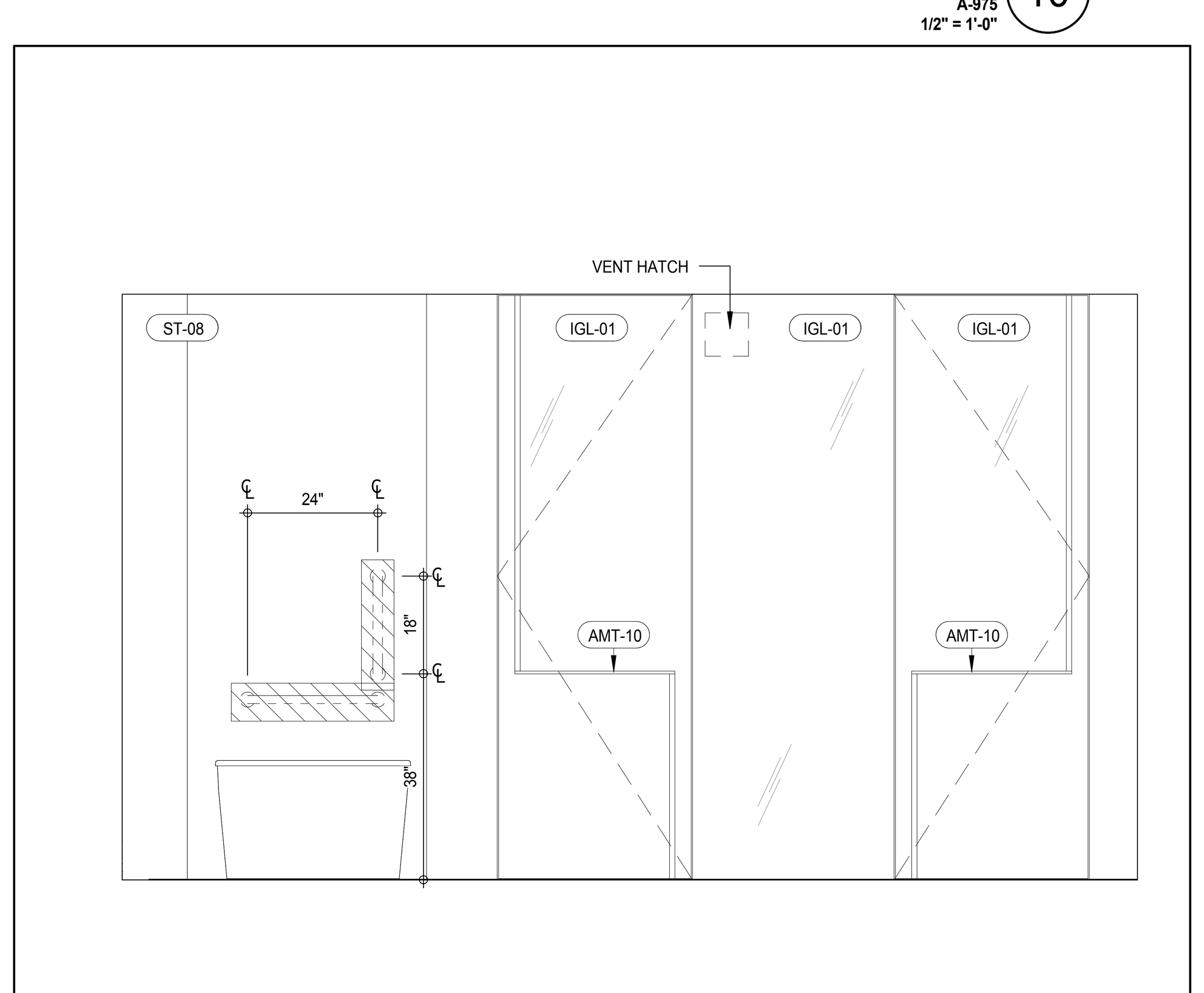

INTERIOR ELEV. - MASTER BATHROOM - MB-C06 (9)
A-975
1/2" = 1'-0"

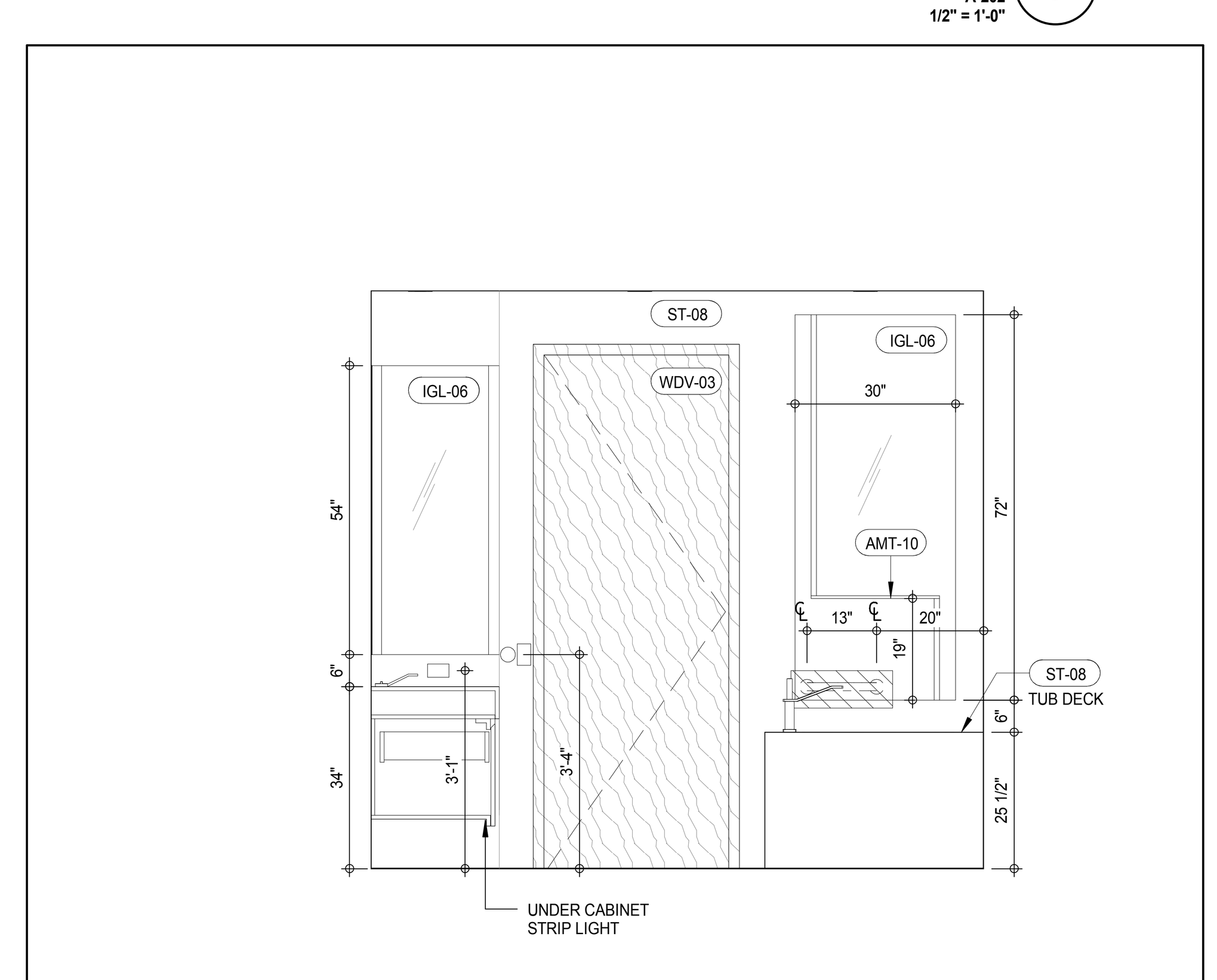

INTERIOR ELEV. - MASTER BATHROOM - MB-C05 (5)
A-975
1/2" = 1'-0"

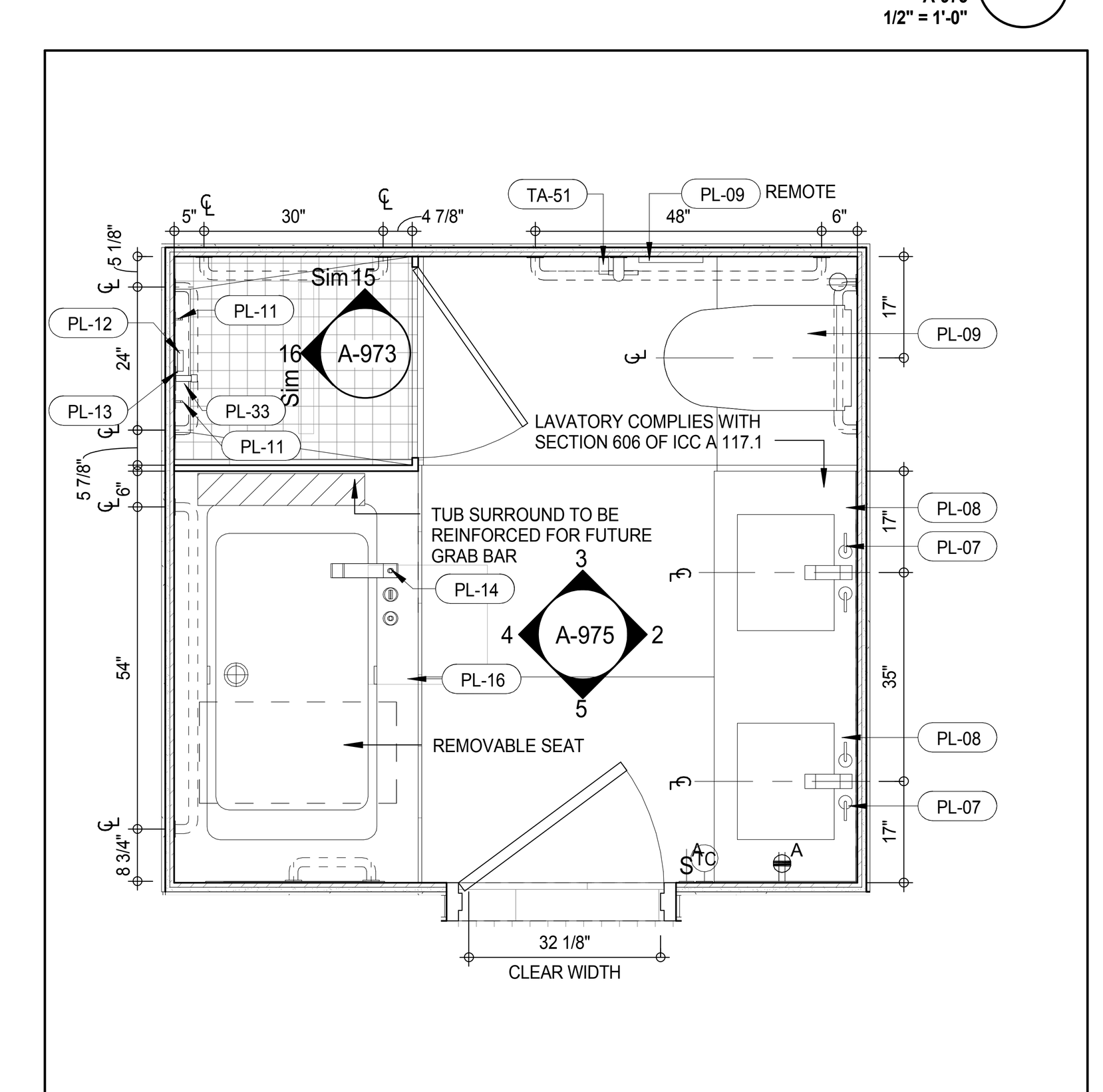

PLAN DETAIL - MASTER BATHROOM - MB-C05 (1)
A-212
1/2" = 1'-0"

MATERIAL LEGEND

MATERIAL TAG	DESCRIPTION
ACT-01	ACOUSTIC CEILING TILE
CP-01	CARPET TILE 24"x24"
CT-03	CERAMIC WALL TILE
CT-04	CERAMIC FLOOR TILE
FRP	FIBERGLASS REINFORCES PLASTIC WALL PANEL
GB	GYPSUM BOARD CEILING
PT-06	PAINT
RB-01	RUBBER BASE
RF-01	RESINOUS FLOORING - LIGHT DUTY
RF-02	RESINOUS FLOORING - MEDIUM DUTY FOR CHEMICAL RESISTANCE
RF-03	RESINOUS FLOORING - MEDIUM DUTY
RF-04	RESINOUS FLOORING - MEDIUM DUTY
RF-05	RESINOUS FLOORING - SECONDARY CONTAINMENT
TR-01	TRANSITION STRIP
VCT-01	VINYL COMPOSITION TILE
VCT-02	VINYL COMPOSITION TILE - STATIC DISSIPATIVE

*NO TOLERANCE PERMITTED, DIMENSION SHOWN TO BE EXACT

SCHEME LEGEND

LEVEL	WASHROOM TYPE	FINISH SCHEME
22ND FLOOR	MB-C05	2A
23RD FLOOR	MB-C05	2B
24TH FLOOR	MB-C05	1
25TH FLOOR	MB-C05	2A
26TH FLOOR	MB-C05	2B
28TH FLOOR	MB-C06	1

FINISHES SCHEME 1:		FINISHES SCHEME 2A:		FINISHES SCHEME 2B:	
IGL-01	IGL-01B	IGL-01	IGL-01A	IGL-01	IGL-01A
AMT-01	AMT-01B	AMT-01	AMT-01A	AMT-01	AMT-01A
ST-01	ST-01B	ST-01	ST-01A	ST-02	ST-01A
ST-02	ST-02B	ST-02	ST-02A1	ST-02	ST-02A2
ST-03	ST-03B	ST-03	ST-03A1	ST-03	ST-03A2
ST-07	ST-07B	ST-07	ST-07A	ST-07	ST-07A
ST-08	ST-02B	ST-08	ST-02A	ST-08	ST-02A
ST-09	ST-09B	ST-09	ST-09A	ST-09	ST-09A
ST-13	ST-13B	ST-13	ST-13A	ST-13	ST-13A
ST-14	ST-14B	ST-14	ST-14A	ST-14	ST-14A
ST-15	ST-15B	ST-15	ST-15A	ST-15	ST-15A
ST-28	ST-28B	ST-28	ST-28A	ST-28	ST-28A
WDF-01	WDF-01B	WDF-01	WDF-01A	WDF-01	WDF-01A
WDF-02	WDF-02B	WDF-02	WDF-02A	WDF-02	WDF-02A
WDV-01	WDV-01B	WDV-01	WDV-01A	WDV-01	WDV-01A
WDV-05	WDV-05B	WDV-05	WDF-05A	WDV-05	WDF-05A

KEYNOTE LEGEND:

TAG #	DESCRIPTION
AMT-10	CUSTOM DOOR PULL/TOWEL BAR
IGL-01	OBSCURED GLASS (REFER TO SCHEMES LEGEND)
IGL-06	CLEAR GLASS, SILVER MIRROR
PL-07	MB-POLISHED NICKEL DECK MOUNTED LAVATORY FAUCET
PL-08	MB-22" PORCELAIN UNDERMOUNTED SINK
PL-09	MB-FLOOR MOUNTED TOILET/BIDET
PL-11	MB-HAND SHOWER
PL-12	MB-THERMOSTATIC CONTROL VALVE
PL-13	MB-VOLUME CONTROL VALVE
PL-14	MB-DECK MOUNTED TUB FILLER w HAND SHOWER
PL-15	MB-FLOOR MOUNTED TUB FILLER w HAND SHOWER
PL-16	MB-UNDERMOUNTED TUB
PL-24A	MB-FREESTANDING TUB - 66"
PL-33	MB-LINEAR SHOWER DRAIN w/ TILE INSERT
ST-06	STONE SLAB - POLISHED (REFER TO SCHEME LEGEND)
ST-07	STONE SLAB POLISHED (ST-07A or ST-07B REFER TO SCHEME LEGEND)
ST-08	STONE SLAB - POLISHED (REFER TO SCHEME LEGEND)
ST-09	STONE SLAB - POLISHED (REFER TO SCHEME LEGEND)
ST-42A	STONE SLAB - POLISHED
TA-51	MB-TOILET PAPER HOLDER RESIDENTIAL
WDV-03	WOOD VENEER WALL PANEL

NOTE:
REFER TO 7/A-961 FOR TYPICAL GRAB BAR REINFORCING DIMENSIONS

/ISSUED AS: AI-922 - CD PROGRESS ISSUE 3 - 09 MAR 15/

KEY PLAN:

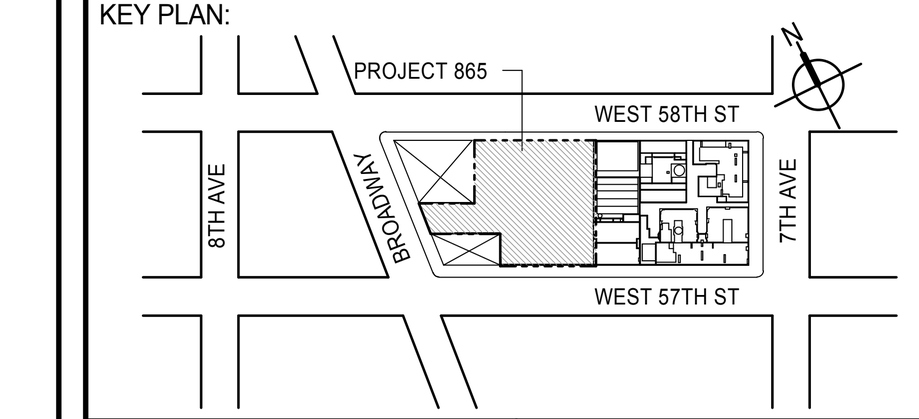

PROJECT NORTH
TRUE NORTH

DEVELOPER:
EXTELL DEVELOPMENT COMPANY
805 THIRD AVENUE, 7TH FLOOR
New York, NY 10022 USA
TEL: 212 712 6000 FAX: 212 712 6100

DESIGN ARCHITECT: Base Building Shell & Core
ADRIAN SMITH + GORDON GILL ARCHITECTURE
111 WEST MONROE STREET SUITE 2300
CHICAGO IL 60603
TEL: 312 920 1888 FAX: 312 920 1775

INTERIOR DESIGNER: Residential
Rottet Architecture and Design Studio, PLLC
298 Fifth Ave, 7th Floor
New York, NY 10001
TEL: 646 998 7000 FAX:

ARCHITECT OF RECORD: Base Building Shell, Core, & Residential
AAI ARCHITECTS, P.C.
401 Wellington St. W., 3rd Floor
Toronto, ON M5V 1E7 Canada
TEL: 416 967 1500 FAX: 416 967 7150

STRUCTURAL ENGINEERS:
WSP CANTOR SEINUK
228 EAST 45th Street
New York, NY 10017 USA
TEL: 212 687 9888 FAX: 646 487 5501

MEP ENGINEERS:
AKF GROUP
165 Broadway, 22nd Floor
New York, NY 10006 USA
TEL: 212 354 5656 FAX: 212 354 5668

GEOTECHNICAL ENGINEERS:
Langan Engineering & Environmental Services
21 Penn Plaza - 360 West 31st Street, 8th Floor
New York, NY 10001-2727
TEL: 212 479 5400 FAX: 212 479 5444

CODE CONSULTANTS:
Construction Consulting Associates
100 Church Street
New York, NY 10007
TEL: 212 385 1818 FAX: 212 385 1911

CURTAINWALL CONSULTANT:
AJLP Consulting
40 Worth Street. Suite 826
New York, NY 10013
TEL: 212 757 5659 FAX: 646 219 8508

LANDMARK/PRESERVATION CONSULTANT:
Jan Hird Pokorny Associates, Inc.
39 West 37th Street, 12A
New York, NY 10018
TEL: 212 759 6462 FAX: 212 759 6540

No.	DESCRIPTION	DATE
1	D.O.B. SUBMISSION	18 FEB 15
2	CD PROGRESS ISSUE 3	09 MAR 15
	D.O.B. SUBMISSION	27 APR 15
3	CD PROGRESS ISSUE 4	01 JUN 15
4	CD PROGRESS ISSUE 5	10 AUG 15
	D.O.B. AMENDMENT 2	21 SEP 15

NOT FOR BID/CONSTRUCTION

Discrepancies must be reported immediately to the Architect before proceeding. Only figured dimensions are to be used. Contractors must check all dimensions on site. This drawing is protected by copyright.

ALL DIMENSIONS ARE SHOWN IN IMPERIAL.

CONSULTANT:
AAI ARCHITECTS, P.C.

PROJECT:
217 WEST 57TH STREET
NEW YORK, NY

DRAWING TITLE:
ADAPTABLE BATHROOMS
MB-C05,MB-C06

SEAL & SIGNATURE:
REGISTERED ARCHITECT WIEPKE DAVID JANSEN No. 028881 STATE OF NEW YORK

DATE:	05 DEC 14
PROJECT No:	1216-00
DRAWN: Author	REV: 4
CHK: Checker	
SCALE: As indicated	
DWG No:	A-975.01
DOB PAGE No:	531 of 569

DOB EMPLOYEE STAMP:
DOB B-SCAN:

FILE NAME: C:\Revit Local Files\EXTELL-865-AAI-TWR-CNF_hadlarim.rvt
PLOT DATE: 9/22/2015 1:27:59 PM

36" x 48" Arch E -SHEET SIZE

DEPT OF BLDGS 121328205 Job Number
ES055814476 Scan Code

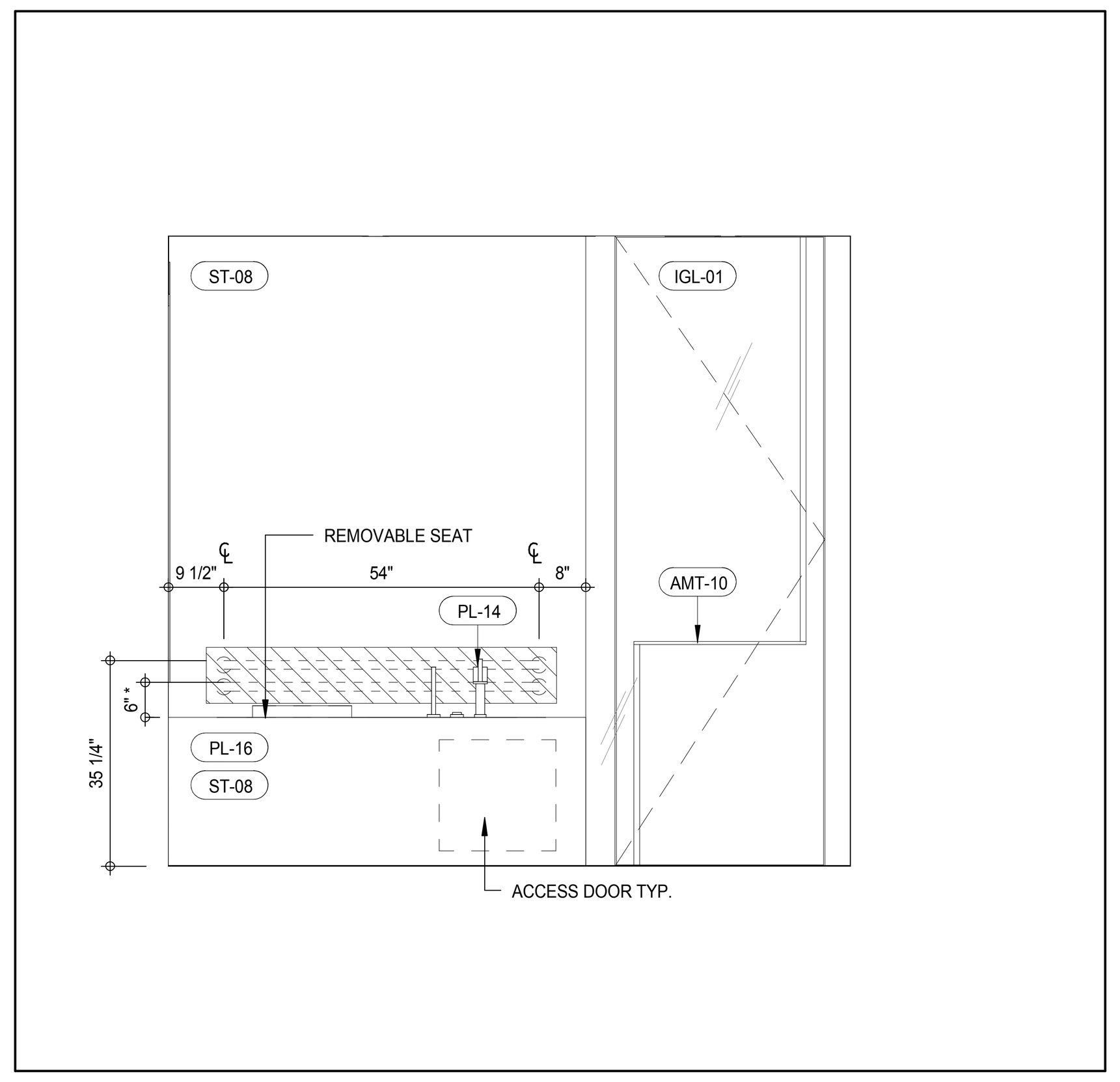

DETAIL ELEV. - MASTER BATHROOM ELEVATION - MB-C08 (8)
A-976
1/2" = 1'-0"

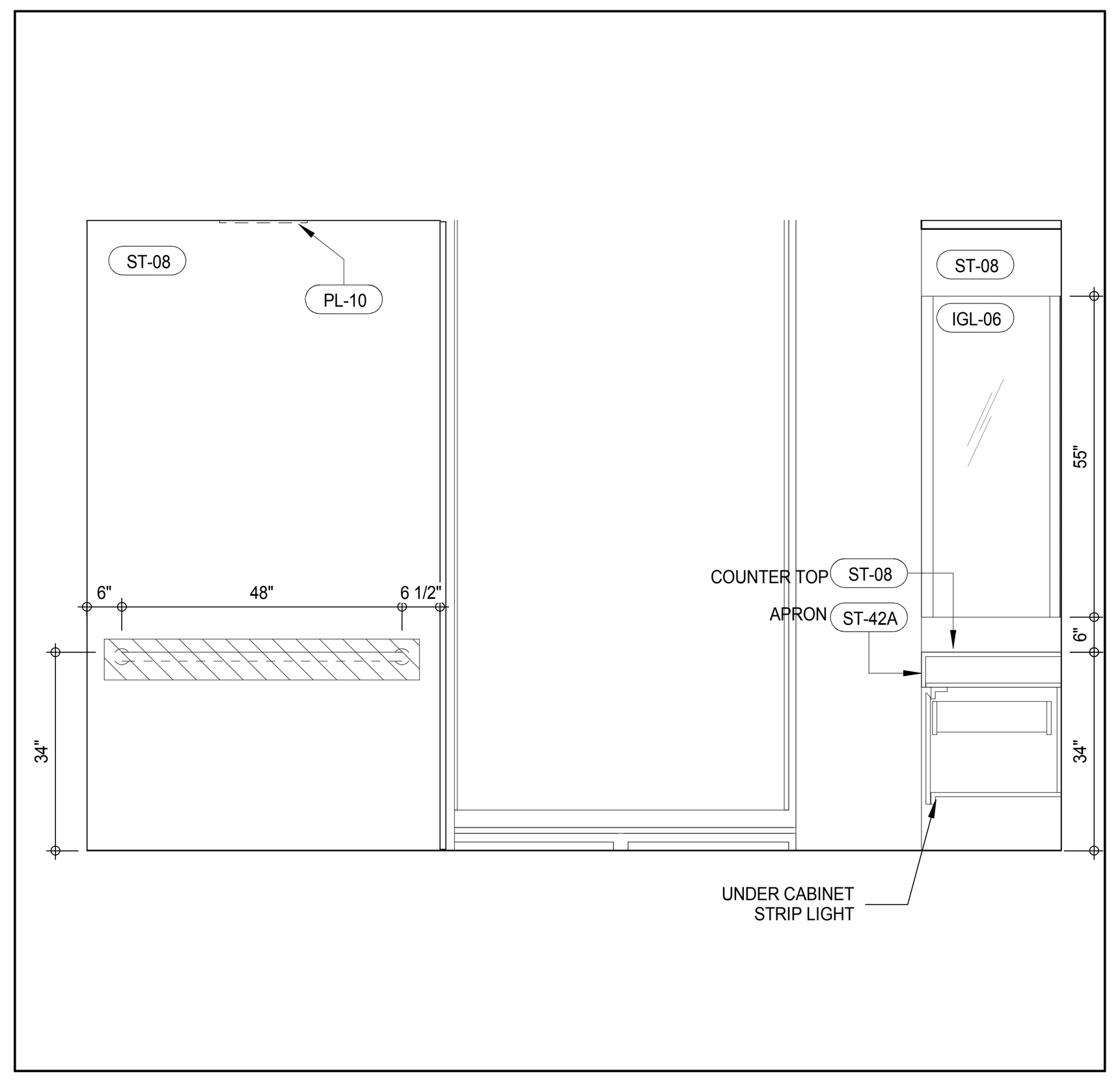

INTERIOR ELEV. - MASTER BATHROOM - MB-C07 (4)
A-976
1/2" = 1'-0"

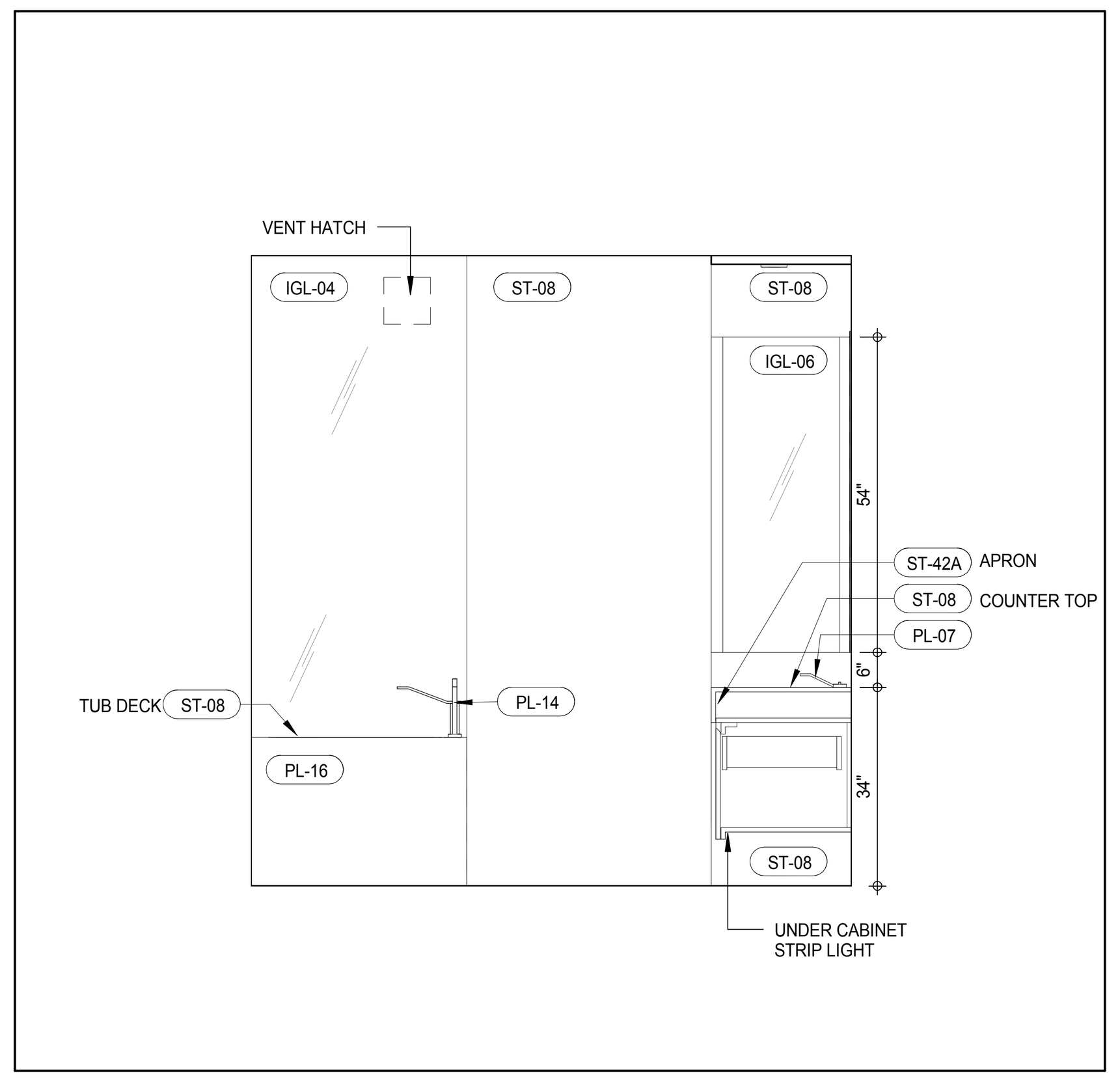

DETAIL ELEV. - MASTER BATHROOM ELEVATION - MB-C08 (11)
A-976
1/2" = 1'-0"

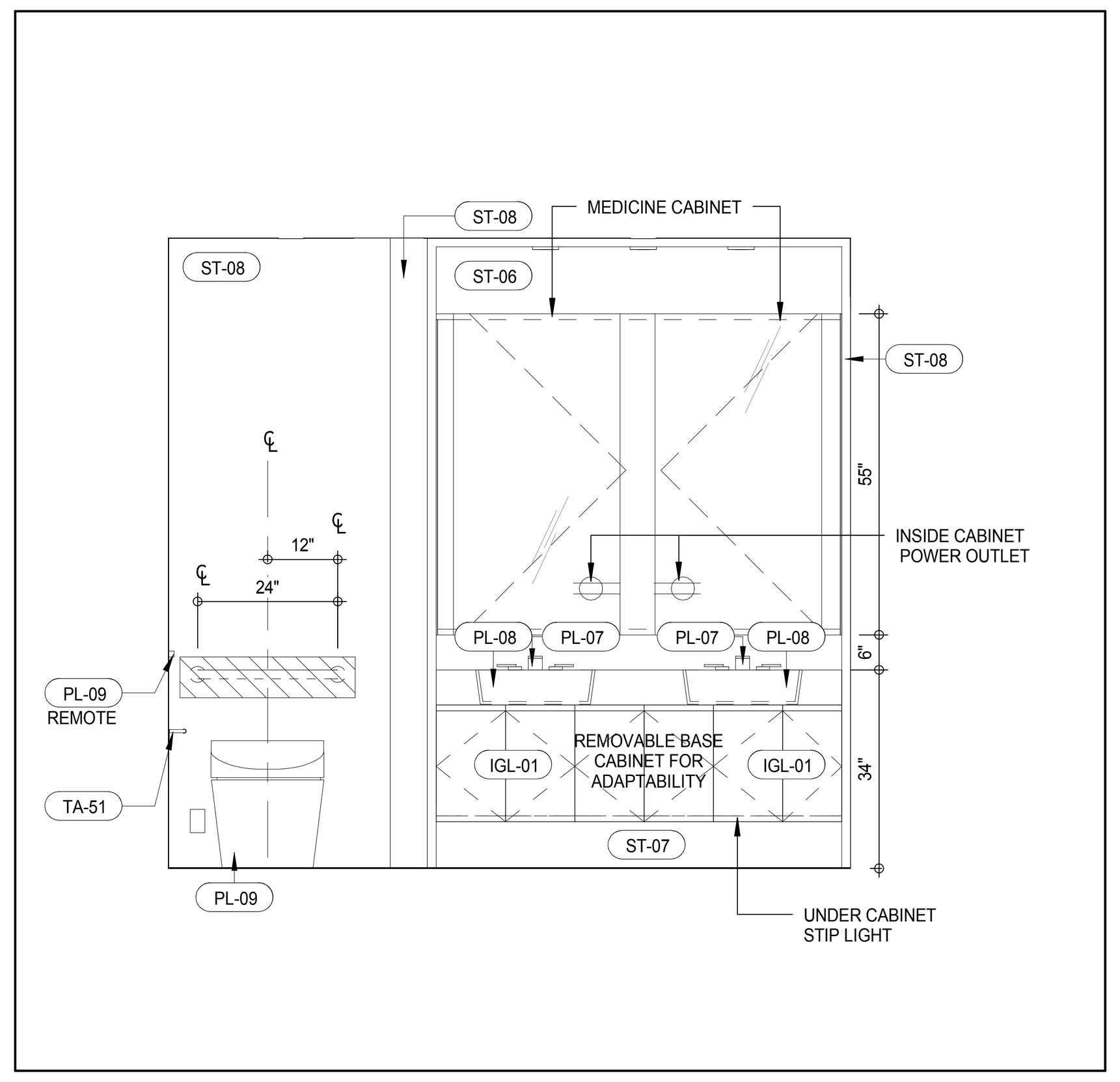

DETAIL ELEV. - MASTER BATHROOM ELEVATION - MB-C08 (7)
A-976
1/2" = 1'-0"

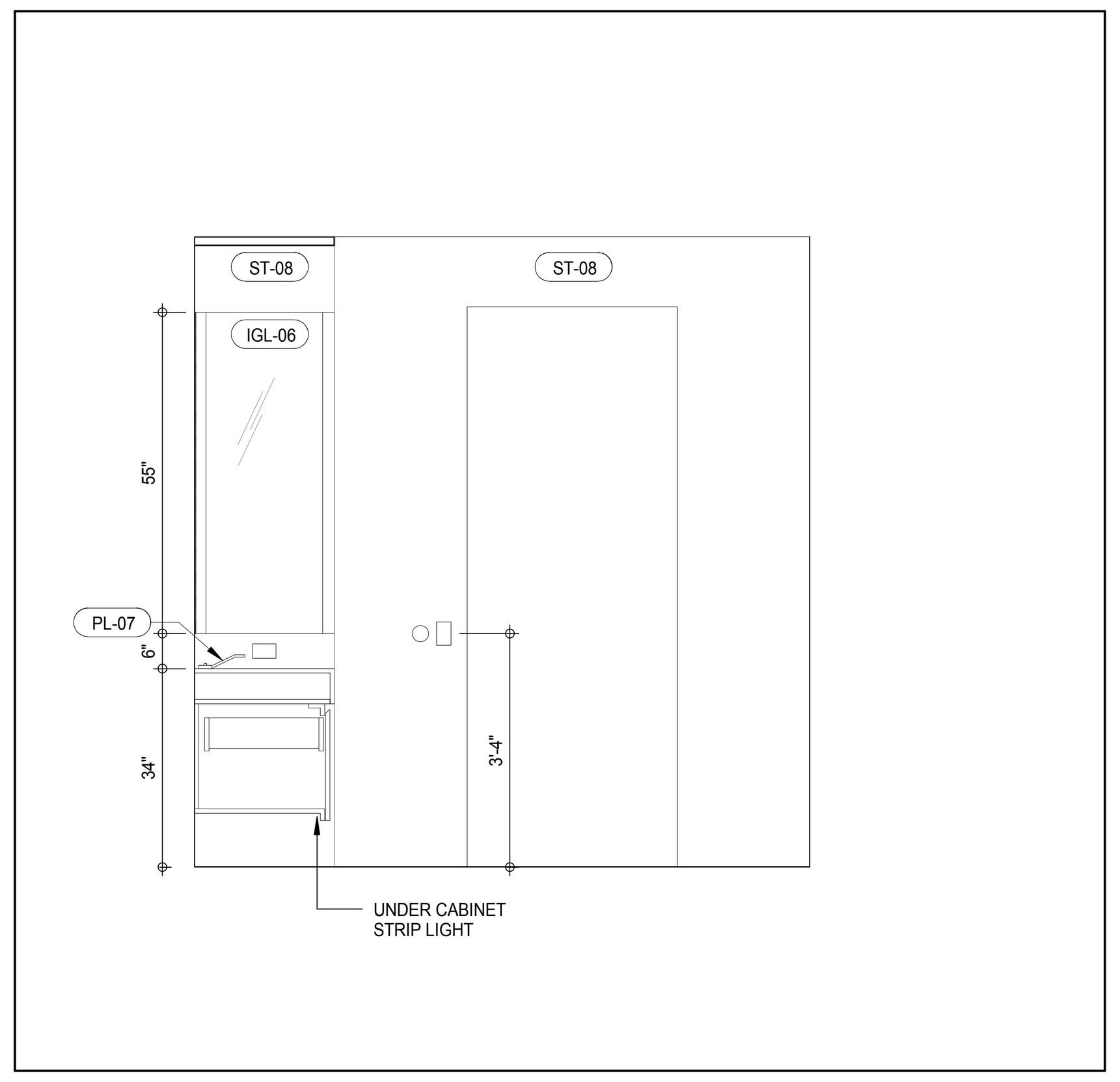

INTERIOR ELEV. - MASTER BATHROOM - MB-C07 (3)
A-976
1/2" = 1'-0"

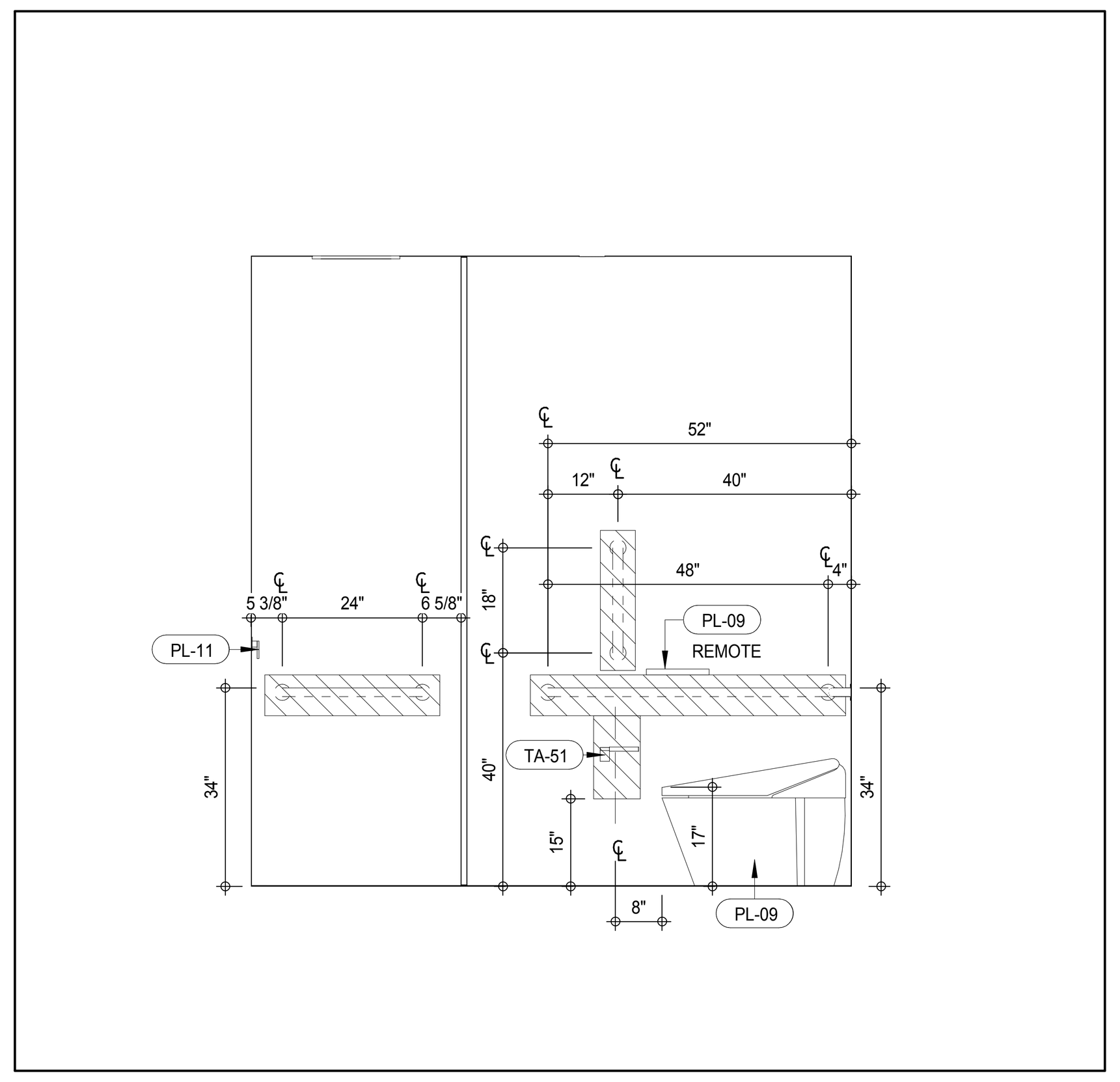

DETAIL ELEV. - MASTER BATHROOM ELEVATION - MB-C08 (10)
A-976
1/2" = 1'-0"

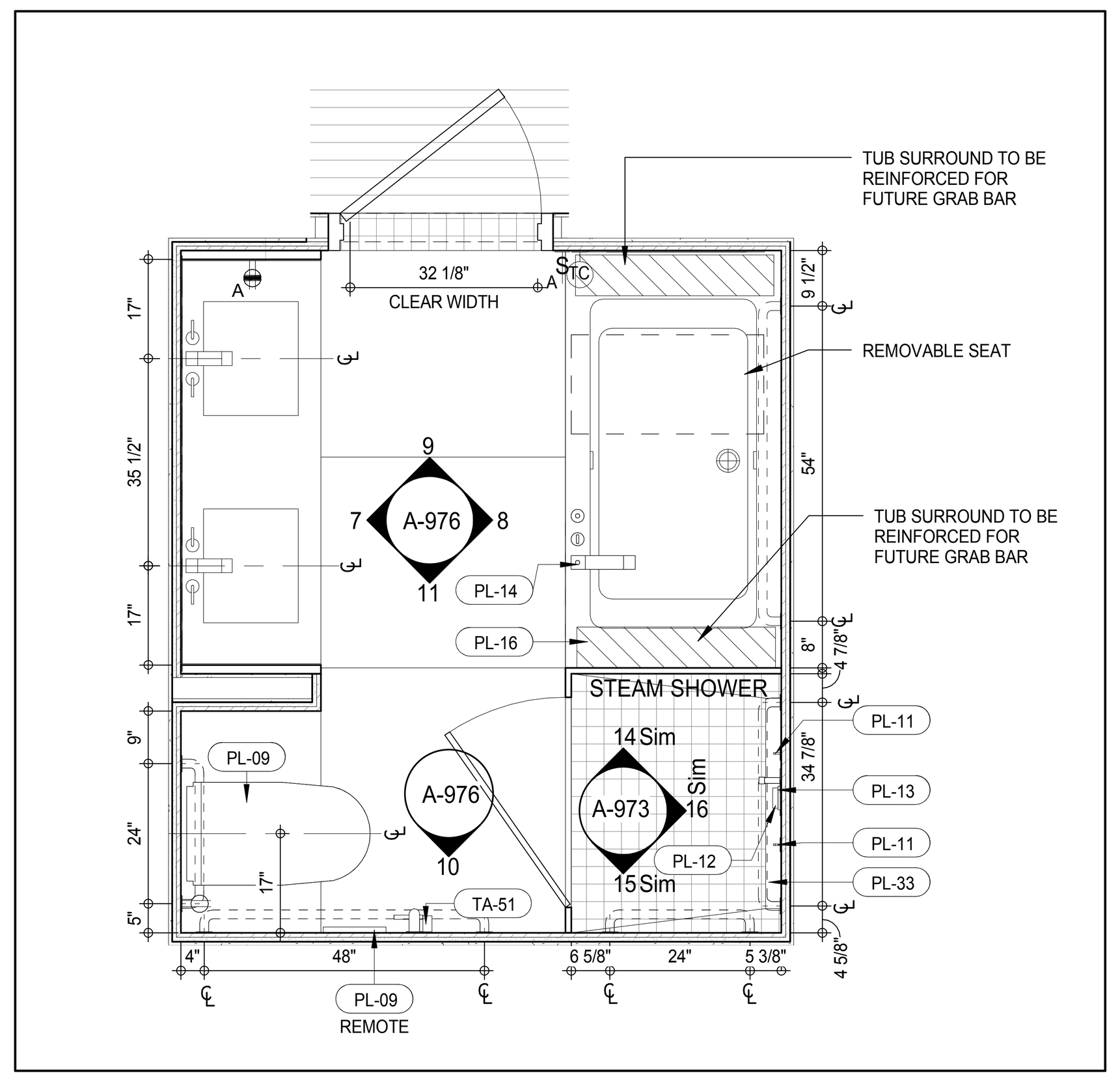

PLAN DETAIL - MASTER BATHROOM - MB-C08 (6)
A-212
1/2" = 1'-0"

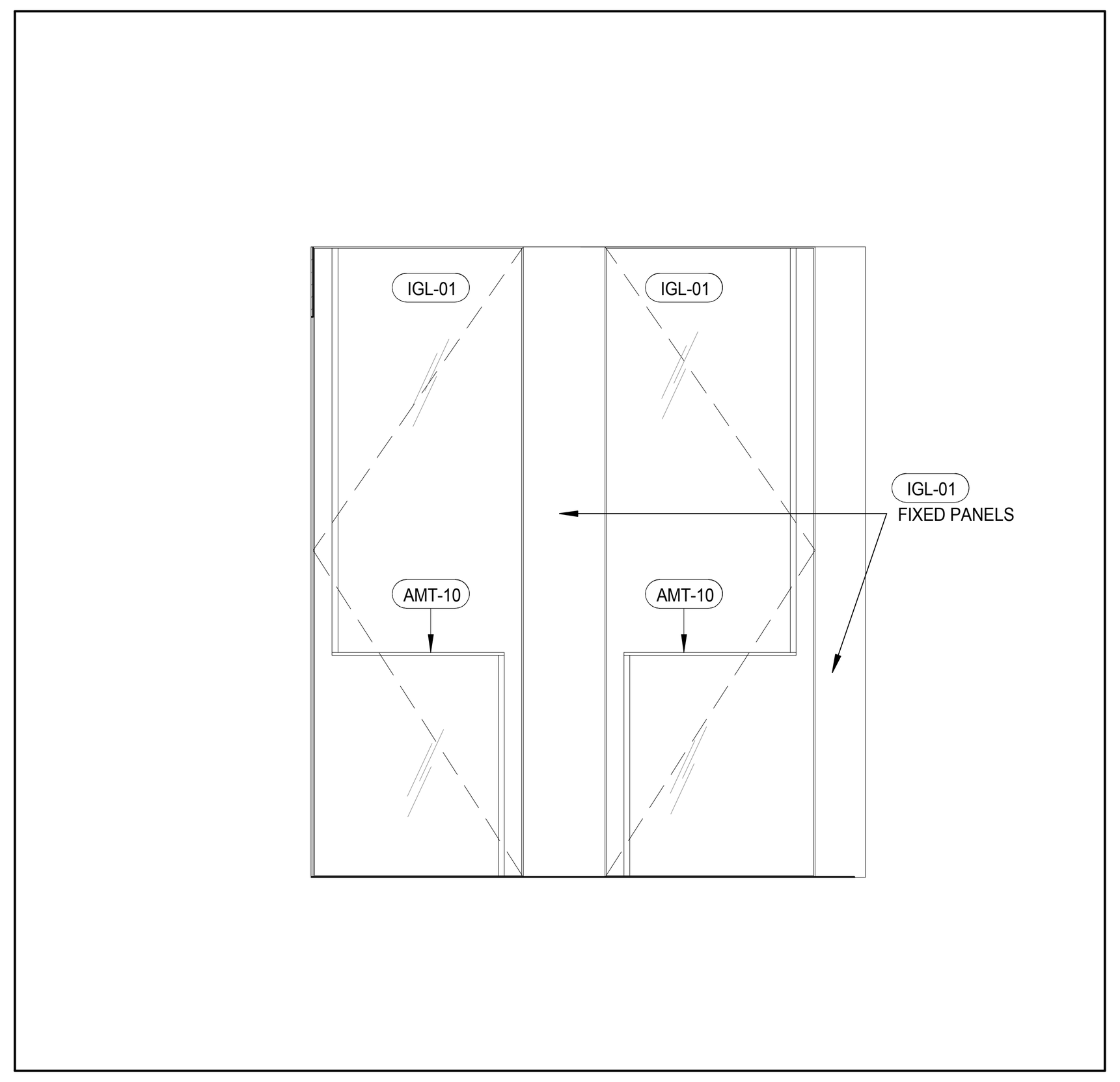

INTERIOR ELEV. - MASTER BATHROOM - MB-C07 (2)
A-976
1/2" = 1'-0"

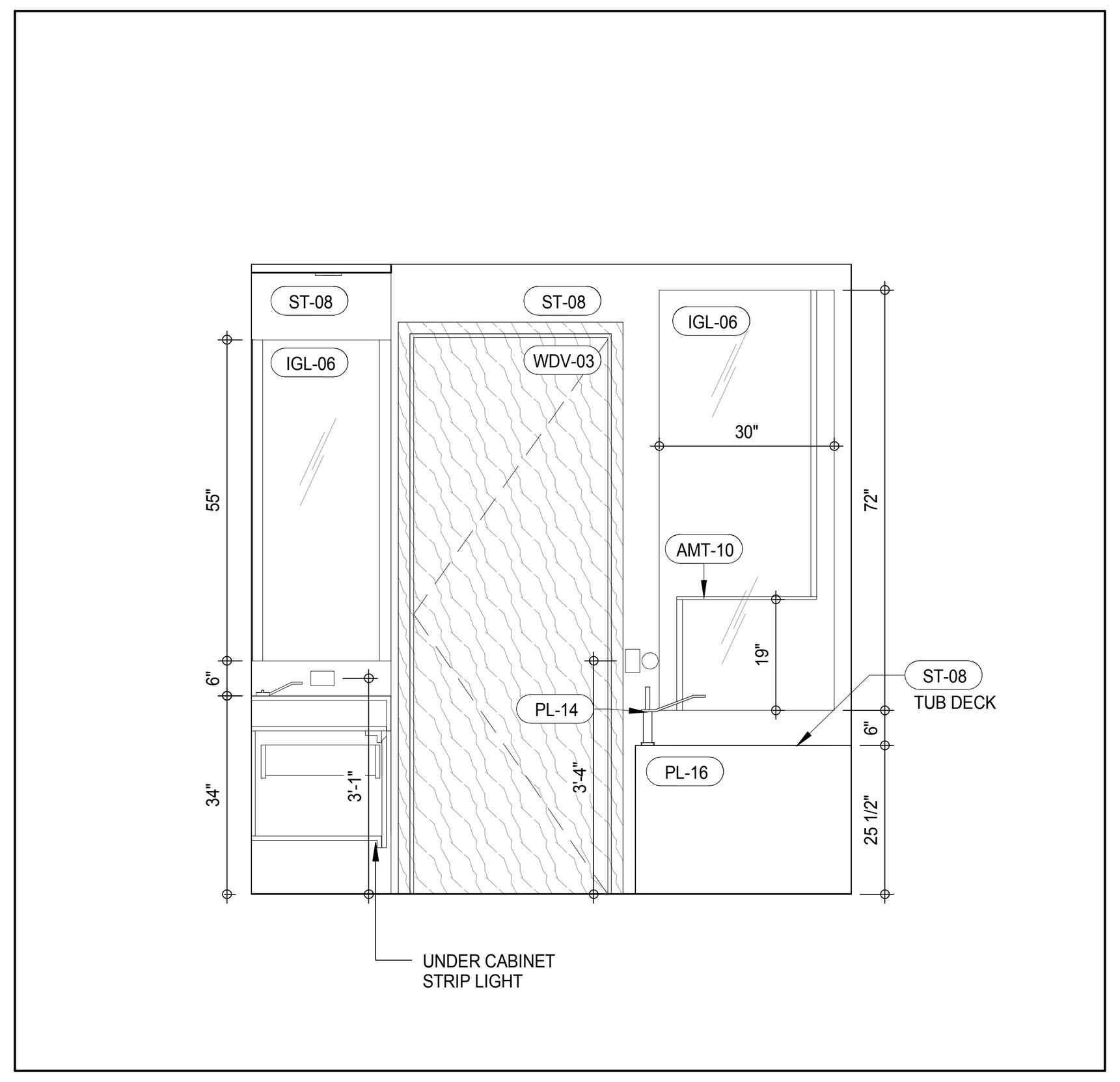

DETAIL ELEV. - MASTER BATHROOM ELEVATION - MB-C08 (9)
A-976
1/2" = 1'-0"

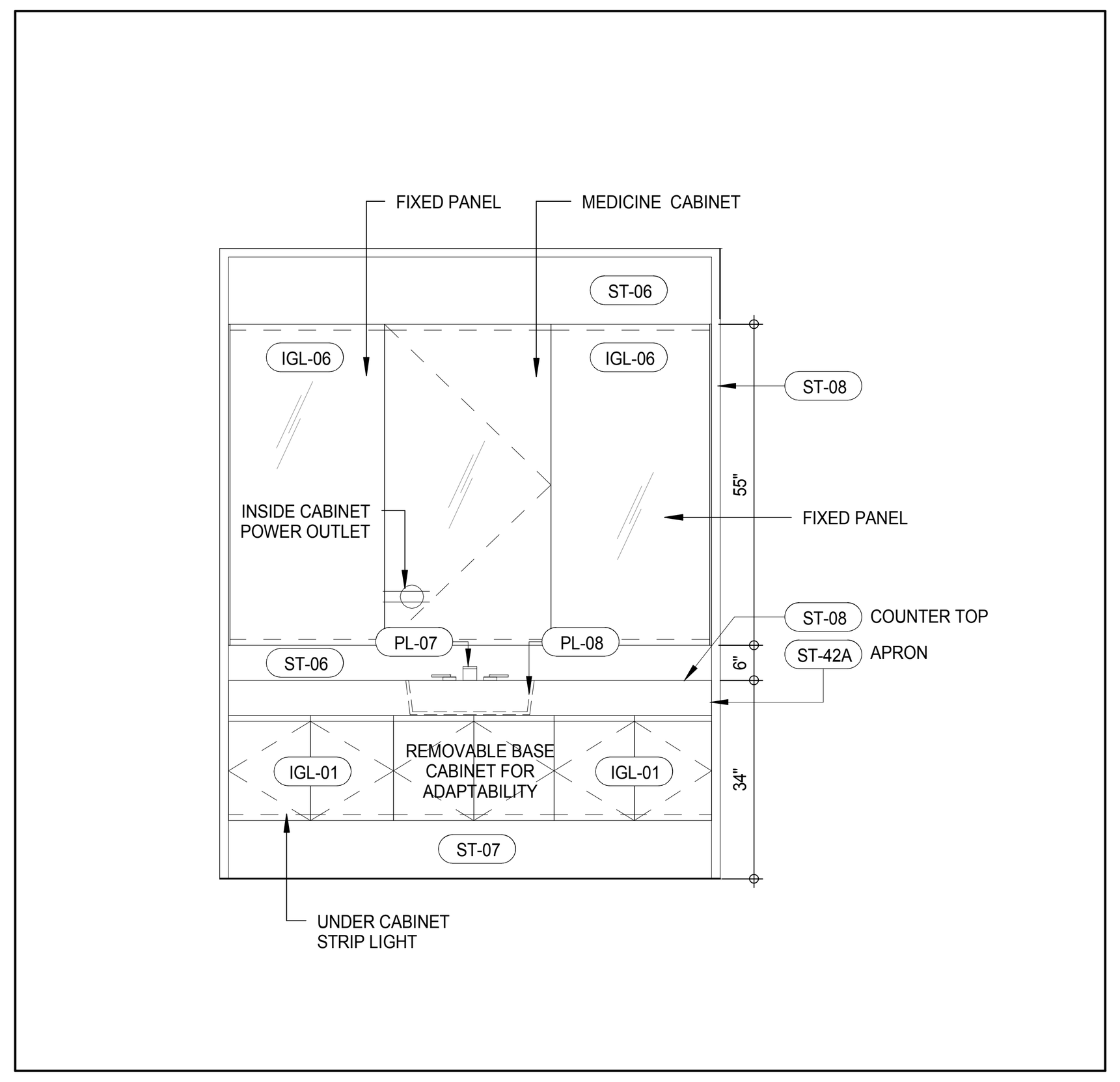

INTERIOR ELEV. - MASTER BATHROOM - MB-C07 (5)
A-976
1/2" = 1'-0"

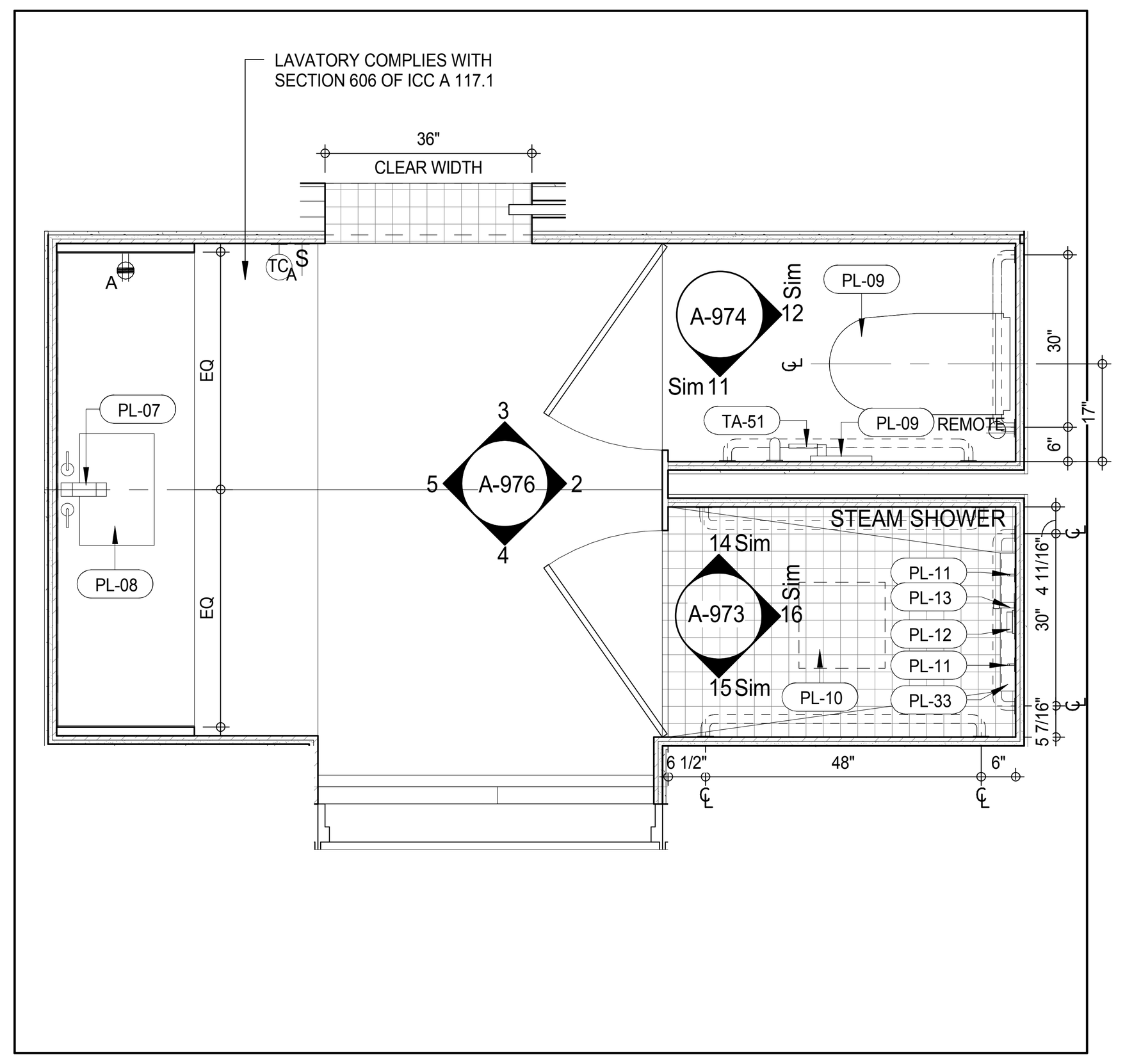

PLAN DETAIL - MASTER BATHROOM - MB-C07 (1)
A-202
1/2" = 1'-0"

MATERIAL LEGEND

MATERIAL TAG	DESCRIPTION
ACT-01	ACOUSTIC CEILING TILE
CP-01	CARPET TILE 24"x24"
CT-03	CERAMIC WALL TILE
CT-04	CERAMIC FLOOR TILE
FRP	FIBERGLASS REINFORCES PLASTIC WALL PANEL
GB	GYPSUM BOARD CEILING
PT-06	PAINT
RB-01	RUBBER BASE
RF-01	RESINOUS FLOORING - LIGHT DUTY
RF-02	RESINOUS FLOORING - MEDIUM DUTY FOR CHEMICAL RESISTANCE
RF-03	RESINOUS FLOORING - MEDIUM DUTY
RF-04	RESINOUS FLOORING - MEDIUM DUTY
RF-05	RESINOUS FLOORING - SECONDARY CONTAINMENT
TR-01	TRANSITION STRIP
VCT-01	VINYL COMPOSITION TILE
VCT-02	VINYL COMPOSITION TILE - STATIC DISSIPATIVE

*NO TOLERANCE PERMITTED, DIMENSION SHOWN TO BE EXACT

SCHEME LEGEND

LEVEL	WASHROOM TYPE	FINISH SCHEME
28TH FLOOR	MB-C07	1
29TH FLOOR	MB-C08	2A
30TH FLOOR	MB-C08	2B
31ST FLOOR	MB-C08	1
32ND FLOOR	MB-C08	2A
33RD FLOOR	MB-C08	2B
34TH FLOOR	MB-C08	1
35TH FLOOR	MB-C08	2A
36TH FLOOR	MB-C08	2B
37TH FLOOR	MB-C08	1
38TH FLOOR	MB-C08	2A
39TH FLOOR	MB-C08	2B
40TH FLOOR	MB-C08	1
41ST FLOOR	MB-C08	2A
42ND FLOOR	MB-C08	2B
43RD FLOOR	MB-C08	1
44TH FLOOR	MB-C08	2A

FINISHES SCHEME 1:		FINISHES SCHEME 2A:		FINISHES SCHEME 2B:	
IGL-01	IGL-01B	IGL-01	IGL-01A	IGL-01	IGL-01A
AMT-01	AMT-01B	AMT-01	AMT-01A	AMT-01	AMT-01A
ST-01	ST-01B	ST-01	ST-01A	ST-02	ST-01A
ST-02	ST-02B	ST-02	ST-02A1	ST-02	ST-02A2
ST-03	ST-03B	ST-03	ST-03A1	ST-03	ST-03A2
ST-07	ST-07B	ST-07	ST-07A	ST-07	ST-07A
ST-08	ST-02B	ST-08	ST-02A	ST-08	ST-02A
ST-09	ST-09B	ST-09	ST-09A	ST-09	ST-09A
ST-13	ST-13B	ST-13	ST-13A	ST-13	ST-13A
ST-14	ST-14B	ST-14	ST-14A	ST-14	ST-14A
ST-15	ST-15B	ST-15	ST-15A	ST-15	ST-15A
ST-28	ST-28B	ST-28	ST-28A	ST-28	ST-28A
WDF-01	WDF-01B	WDF-01	WDF-01A	WDF-01	WDF-01A
WDF-02	WDF-02B	WDF-02	WDF-02A	WDF-02	WDF-02A
WDV-01	WDV-01B	WDV-01	WDV-01A	WDV-01	WDV-01A
WDV-05	WDV-05B	WDV-05	WDF-05A	WDV-05	WDF-05A

KEYNOTE LEGEND:

TAG #	DESCRIPTION
AMT-10	CUSTOM DOOR PULL/TOWEL BAR
IGL-01	OBSCURED GLASS (REFER TO SCHEMES LEGEND)
IGL-04	BACK PAINTED STARPHIRE GLASS
IGL-06	CLEAR GLASS, SILVER MIRROR
PL-07	MB-POLISHED NICKEL DECK MOUNTED LAVATORY FAUCET
PL-08	MB-22" PORCELAIN UNDERMOUNTED SINK
PL-09	MB-FLOOR MOUNTED TOILET/BIDET
PL-10	MB-CEILING MOUNTED RECESSED SHOWER HEAD
PL-11	MB-HAND SHOWER
PL-12	MB-THERMOSTATIC CONTROL VALVE
PL-13	MB-VOLUME CONTROL VALVE
PL-14	MB-DECK MOUNTED TUB FILLER w HAND SHOWER
PL-16	MB-UNDERMOUNTED TUB
PL-33	MB-LINEAR SHOWER DRAIN w/ TILE INSERT
ST-06	STONE SLAB - POLISHED (REFER TO SCHEME LEGEND)
ST-07	STONE SLAB POLISHED (ST-07A or ST-07B REFER TO SCHEME LEGEND)
ST-08	STONE SLAB - POLISHED (REFER TO SCHEME LEGEND)
ST-09	STONE SLAB - POLISHED (REFER TO SCHEME LEGEND)
ST-42A	STONE SLAB - POLISHED
TA-51	MB-TOILET PAPER HOLDER RESIDENTIAL
WDV-03	WOOD VENEER WALL PANEL

NOTE:
REFER TO 7/A-961 FOR TYPICAL GRAB BAR REINFORCING DIMENSIONS

/ISSUED AS: AI-923 - CD PROGRESS ISSUE 3 - 09 MAR 15/

KEY PLAN:

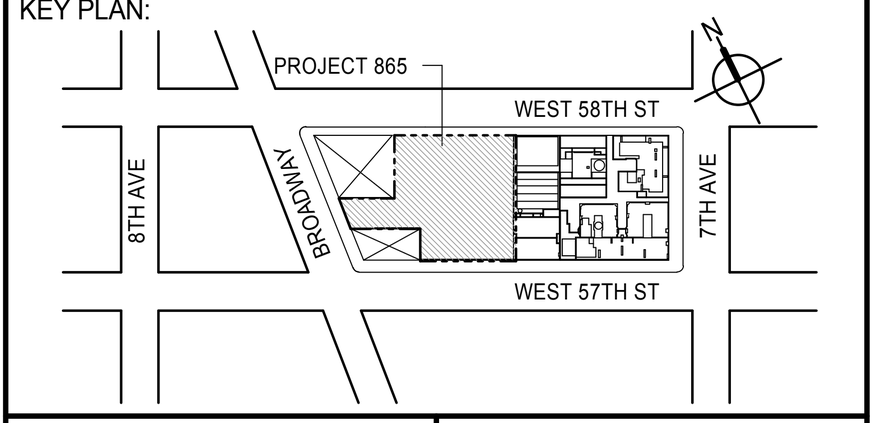

PROJECT NORTH

TRUE NORTH

DEVELOPER:
EXTELL DEVELOPMENT COMPANY
805 THIRD AVENUE, 7TH FLOOR
New York, NY 10022 USA
TEL: 212 712 6000 FAX: 212 712 6100

DESIGN ARCHITECT: Base Building Shell & Core
ADRIAN SMITH + GORDON GILL ARCHITECTURE
111 WEST MONROE STREET SUITE 2300
CHICAGO IL 60603
TEL: 312 920 1888 FAX: 312 920 1775

INTERIOR DESIGNER: Residential
Rottet Architecture and Design Studio, PLLC
298 Fifth Ave, 7th Floor
New York, NY 10001
TEL: 646 998 7000 FAX:

ARCHITECT OF RECORD: Base Building Shell, Core, & Residential
AAI ARCHITECTS, P.C.
401 Wellington St. W., 3rd Floor
Toronto, ON M5V 1E7 Canada
TEL: 416 967 1500 FAX: 416 967 7150

STRUCTURAL ENGINEERS:
WSP CANTOR SEINUK
228 EAST 45th Street
New York, NY 10017 USA
TEL: 212 687 9888 FAX: 646 487 5501

MEP ENGINEERS:
AKF GROUP
165 Broadway, 22nd Floor
New York, NY 10006 USA
TEL: 212 354 5656 FAX: 212 354 5668

GEOTECHNICAL ENGINEERS:
Langan Engineering & Environmental Services
21 Penn Plaza - 360 West 31st Street, 8th Floor
New York, NY 10001-2727
TEL: 212 479 5400 FAX: 212 479 5444

CODE CONSULTANTS:
Construction Consulting Associates
100 Church Street
New York, NY 10007
TEL: 212 385 1818 FAX: 212 385 1911

CURTAINWALL CONSULTANT:
AJLP Consulting
40 Worth Street. Suite 826
New York, NY 10013
TEL: 212 757 5659 FAX: 646 219 8508

LANDMARK/PRESERVATION CONSULTANT:
Jan Hird Pokorny Associates, Inc.
39 West 37th Street, 12A
New York, NY 10018
TEL: 212 759 6462 FAX: 212 759 6540

No.	DESCRIPTION	DATE
1	D.O.B. SUBMISSION	18 FEB 15
2	CD PROGRESS ISSUE 3	09 MAR 15
	D.O.B. SUBMISSION	27 APR 15
3	CD PROGRESS ISSUE 4	01 JUN 15
4	CD PROGRESS ISSUE 5	10 AUG 15
	D.O.B. AMENDMENT 2	21 SEP 15

NOT FOR BID/CONSTRUCTION

Discrepancies must be reported immediately to the Architect before proceeding. Only figured dimensions are to be used. Contractors must check all dimensions on site. This drawing is protected by copyright.

ALL DIMENSIONS ARE SHOWN IN IMPERIAL.

CONSULTANT:
AAI ARCHITECTS, P.C.

PROJECT:
217 WEST 57TH STREET
NEW YORK, NY

DRAWING TITLE:
ADAPTABLE BATHROOMS
MB-C07,MB-C08

SEAL & SIGNATURE:
REGISTERED ARCHITECT WIEPKE DAVID JANSEN No. 028881 STATE OF NEW YORK

DATE:	05 DEC 14
PROJECT No:	1216-00
DRAWN: Author	REV: 4
CHK: Checker	
SCALE: As indicated	
DWG No:	**A-976.01**
DOB PAGE No:	532 of 569

DOB EMPLOYEE STAMP:

DOB B-SCAN:

FILE NAME: C:\Revit Local Files\EXTELL-865-AAI-TWR-CNF_hadlarim.rvt
PLOT DATE: 9/22/2015 1:28:40 PM

DEPT OF BLDGS 421258305 Job Number
E345540915 Scan Code

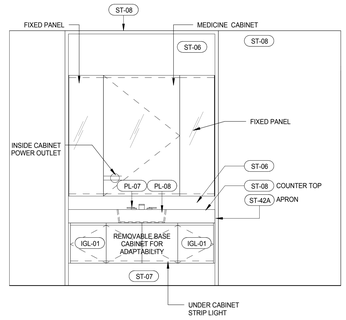

INTERIOR ELEV. - MASTER BATHROOM - MB-C10 (8)
A-977
1/2" = 1'-0"

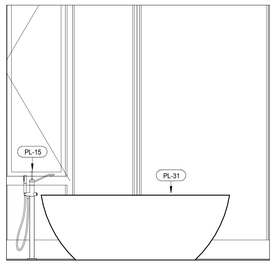

INTERIOR ELEV. - MASTER BATHROOM - MB-C09 (4)
A-977
1/2" = 1'-0"

MATERIAL LEGEND

MATERIAL TAG	DESCRIPTION
ACT-01	ACOUSTIC CEILING TILE
CP-01	CARPET TILE 24"x24"
CT-03	CERAMIC WALL TILE
CT-04	CERAMIC FLOOR TILE
FRP	FIBERGLASS REINFORCES PLASTIC WALL PANEL
GB	GYPSUM BOARD CEILING
PT-06	PAINT
RB-01	RUBBER BASE
RF-01	RESINOUS FLOORING - LIGHT DUTY
RF-02	RESINOUS FLOORING - MEDIUM DUTY FOR CHEMICAL RESISTANCE
RF-03	RESINOUS FLOORING - MEDIUM DUTY
RF-04	RESINOUS FLOORING - MEDIUM DUTY
RF-05	RESINOUS FLOORING - SECONDARY CONTAINMENT
TR-01	TRANSITION STRIP
VCT-01	VINYL COMPOSITION TILE
VCT-02	VINYL COMPOSITION TILE - STATIC DISSIPATIVE

*NO TOLERANCE PERMITTED, DIMENSION SHOWN TO BE EXACT

SCHEME LEGEND

LEVEL	WASHROOM TYPE	FINISH SCHEME
70TH FLOOR	MB-C09, MB-C10	2B
90TH FLOOR	MB-C09, MB-C10	1
92ND FLOOR	MB-C09, MB-C10	2A

FINISHES SCHEME 1:		FINISHES SCHEME 2A:		FINISHES SCHEME 2B:	
IGL-01	IGL-01B	IGL-01	IGL-01A	IGL-01	IGL-01A
AMT-01	AMT-01B	AMT-01	AMT-01A	AMT-01	AMT-01A
ST-01	ST-01B	ST-01	ST-01A	ST-02	ST-01A
ST-02	ST-02B	ST-02	ST-02A1	ST-02	ST-02A2
ST-03	ST-03B	ST-03	ST-03A1	ST-03	ST-03A2
ST-07	ST-07B	ST-07	ST-07A	ST-07	ST-07A
ST-08	ST-02B	ST-08	ST-02A	ST-08	ST-02A
ST-09	ST-09B	ST-09	ST-09A	ST-09	ST-09A
ST-13	ST-13B	ST-13	ST-13A	ST-13	ST-13A
ST-14	ST-14B	ST-14	ST-14A	ST-14	ST-14A
ST-15	ST-15B	ST-15	ST-15A	ST-15	ST-15A
ST-28	ST-28B	ST-28	ST-28A	ST-28	ST-28A
WDF-01	WDF-01B	WDF-01	WDF-01A	WDF-01	WDF-01A
WDF-02	WDF-02B	WDF-02	WDF-02A	WDF-02	WDF-02A
WDV-01	WDV-01B	WDV-01	WDV-01A	WDV-01	WDV-01A
WDV-05	WDV-05B	WDV-05	WDF-05A	WDV-05	WDF-05A

KEYNOTE LEGEND:

TAG #	DESCRIPTION
AMT-10	CUSTOM DOOR PULL/TOWEL BAR
IGL-01	OBSCURED GLASS (REFER TO SCHEMES LEGEND)
IGL-06	CLEAR GLASS, SILVER MIRROR
PL-07	MB-POLISHED NICKEL DECK MOUNTED LAVATORY FAUCET
PL-08	MB-22" PORCELAIN UNDERMOUNTED SINK
PL-09	MB-FLOOR MOUNTED TOILET/BIDET
PL-11	MB-HAND SHOWER
PL-12	MB-THERMOSTATIC CONTROL VALVE
PL-13	MB-VOLUME CONTROL VALVE
PL-15	MB-FLOOR MOUNTED TUB FILLER w HAND SHOWER
PL-31	MB-FREESTANDING TUB - LARGE
PL-33	MB-LINEAR SHOWER DRAIN w/ TILE INSERT
ST-06	STONE SLAB - POLISHED (REFER TO SCHEME LEGEND)
ST-07	STONE SLAB POLISHED (ST-07A or ST-07B REFER TO SCHEME LEGEND)
ST-08	STONE SLAB - POLISHED (REFER TO SCHEME LEGEND)
ST-42A	STONE SLAB - POLISHED
TA-51	MB-TOILET PAPER HOLDER RESIDENTIAL
WDV-03	WOOD VENEER WALL PANEL

NOTE:
REFER TO 7/A-961 FOR TYPICAL GRAB BAR REINFORCING DIMENSIONS

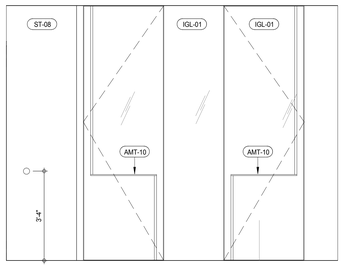

INTERIOR ELEV. - MASTER BATHROOM - MB-C10 (11)
A-977
1/2" = 1'-0"

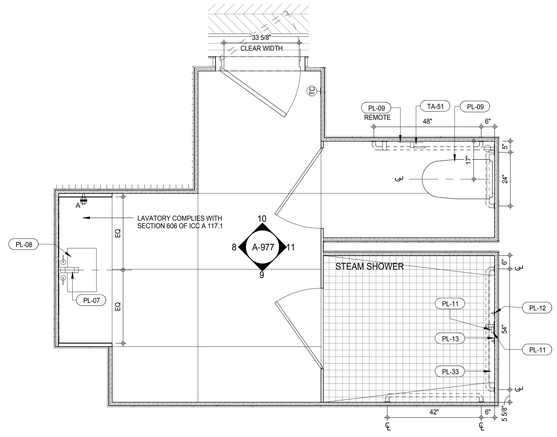

PLAN DETAIL - MASTER BATHROOM - MB-C10 (7)
A-202
1/2" = 1'-0"

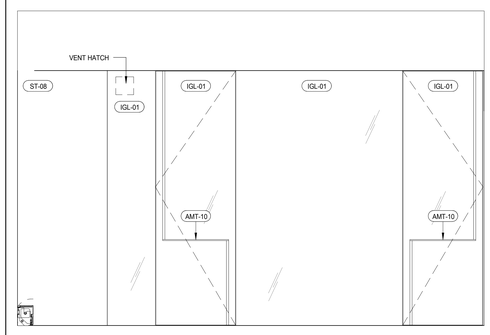

INTERIOR ELEV. - MASTER BATHROOM - MB-C09 (3)
A-977
1/2" = 1'-0"

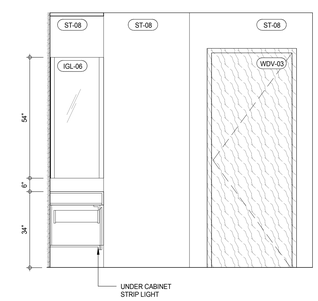

INTERIOR ELEV. - MASTER BATHROOM - MB-C10 (10)
A-977
1/2" = 1'-0"

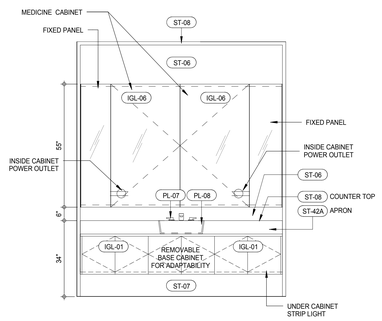

INTERIOR ELEV. - MASTER BATHROOM - MB-C09 (6)
A-977
1/2" = 1'-0"

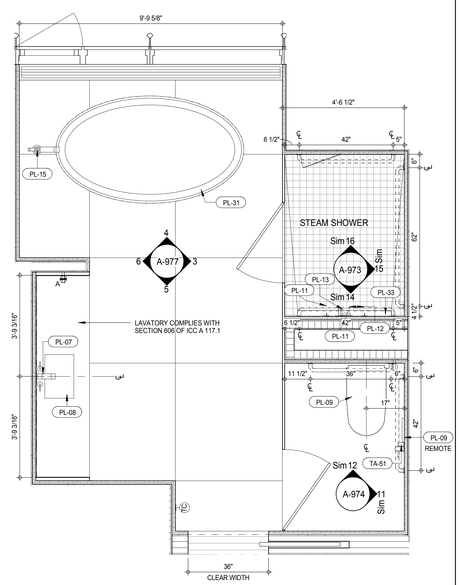

PLAN DETAIL - MASTER BATHROOM - MB-C09 (1)
A-202
1/2" = 1'-0"

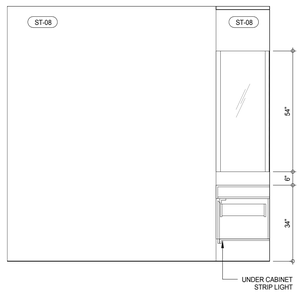

INTERIOR ELEV. - MASTER BATHROOM - MB-C10 (9)
A-977
1/2" = 1'-0"

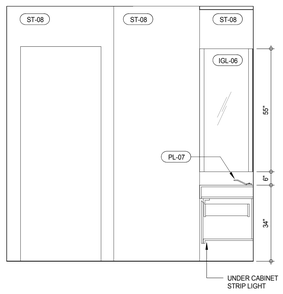

INTERIOR ELEV. - MASTER BATHROOM - MB-C09 (5)
A-977
1/2" = 1'-0"



KEY PLAN:

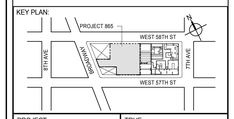

PROJECT NORTH:

TRUE NORTH

DEVELOPER:
EXTELL DEVELOPMENT COMPANY
805 THIRD AVENUE, 7TH FLOOR
New York, NY 10022 USA
TEL: 212 712 6000 FAX: 212 712 6100

DESIGN ARCHITECT: Base Building Shell & Core
ADRIAN SMITH + GORDON GILL ARCHITECTURE
111 WEST MONROE STREET SUITE 2300
CHICAGO IL 60603
TEL: 312 920 1888 FAX: 312 920 1775

INTERIOR DESIGNER: Residential
Rottet Architecture and Design Studio, PLLC
298 Fifth Ave, 7th Floor
New York, NY 10001
TEL: 646 998 7000 FAX:

ARCHITECT OF RECORD: Base Building Shell, Core, & Residential
AAI ARCHITECTS, P.C.
401 Wellington St. W., 3rd Floor
Toronto, ON M5V 1E7 Canada
TEL: 416 967 1500 FAX: 416 967 7150

STRUCTURAL ENGINEERS:
WSP CANTOR SEINUK
228 EAST 45th Street
New York, NY 10017 USA
TEL: 212 687 9888 FAX: 646 487 5501

MEP ENGINEERS:
AKF GROUP
165 Broadway, 22nd Floor
New York, NY 10006 USA
TEL: 212 354 5656 FAX: 212 354 5668

GEOTECHNICAL ENGINEERS:
Langan Engineering & Environmental Services
21 Penn Plaza - 360 West 31st Street, 8th Floor
New York, NY 10001-2727
TEL: 212 479 5400 FAX: 212 479 5444

CODE CONSULTANTS:
Construction Consulting Associates
100 Church Street
New York, NY 10007
TEL: 212 385 1818 FAX: 212 385 1911

CURTAINWALL CONSULTANT:
AJLP Consulting
40 Worth Street. Suite 826
New York, NY 10013
TEL: 212 757 5659 FAX: 646 219 8508

LANDMARK/PRESERVATION CONSULTANT:
Jan Hird Pokorny Associates, Inc.
39 West 37th Street, 12A
New York, NY 10018
TEL: 212 759 6462 FAX: 212 759 6540

No.	DESCRIPTION	DATE
1	D.O.B. SUBMISSION	18 FEB 15
2	CD PROGRESS ISSUE 3	09 MAR 15
	D.O.B. SUBMISSION	27 APR 15
3	CD PROGRESS ISSUE 4	01 JUN 15
4	CD PROGRESS ISSUE 5	10 AUG 15
	D.O.B. AMENDMENT 2	21 SEP 15

//ISSUED AS: A/-924 - CD PROGRESS ISSUE 3 - 09 MAR 15//

NOT FOR BID/CONSTRUCTION

Discrepancies must be reported immediately to the Architect before proceeding. Only figured dimensions are to be used. Contractors must check all dimensions on site. This drawing is protected by copyright.

ALL DIMENSIONS ARE SHOWN IN IMPERIAL.

CONSULTANT:
AAI ARCHITECTS, P.C.

PROJECT:
217 WEST 57TH STREET
NEW YORK, NY

DRAWING TITLE:
ADAPTABLE BATHROOMS
MB-C09,MB-C10

SEAL & SIGNATURE:

DATE:	05 DEC 14
PROJECT No:	1216-00
DRAWN: Author	REV:
CHK: Checker	4
SCALE: As indicated	
DWG No:	A-977.01
DOB PAGE No:	533 of 569

DOB EMPLOYEE STAMP:
DOB B-SCAN:

36" x 48" Arch E SHEET SIZE
FILE NAME: C:\Revit Local Files\EXTELL-865-AAI-TWR-CNF_Jarrett.rvt
PLOT DATE: 9/22/2015 1:53:20 PM

DEPT OF BLDGS 421263426 Job Number
E362760530905 Scan Code

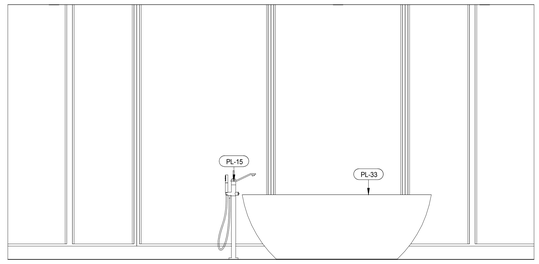

INTERIOR ELEV. - MASTER BATHROOM - MB-C11 (4)
A-978
1/2" = 1'-0"

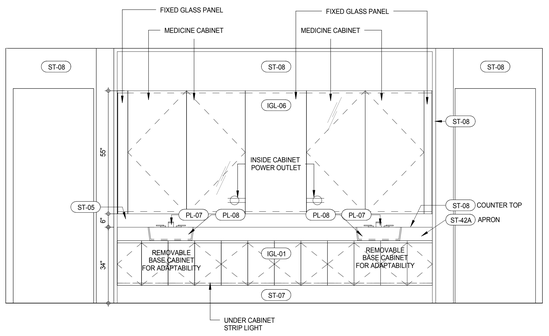

INTERIOR ELEV. - MASTER BATHROOM - MB-C11 (3)
A-978
1/2" = 1'-0"

INTERIOR ELEV. - MASTER BATHROOM - MB-C11 (6)
A-975
1/2" = 1'-0"

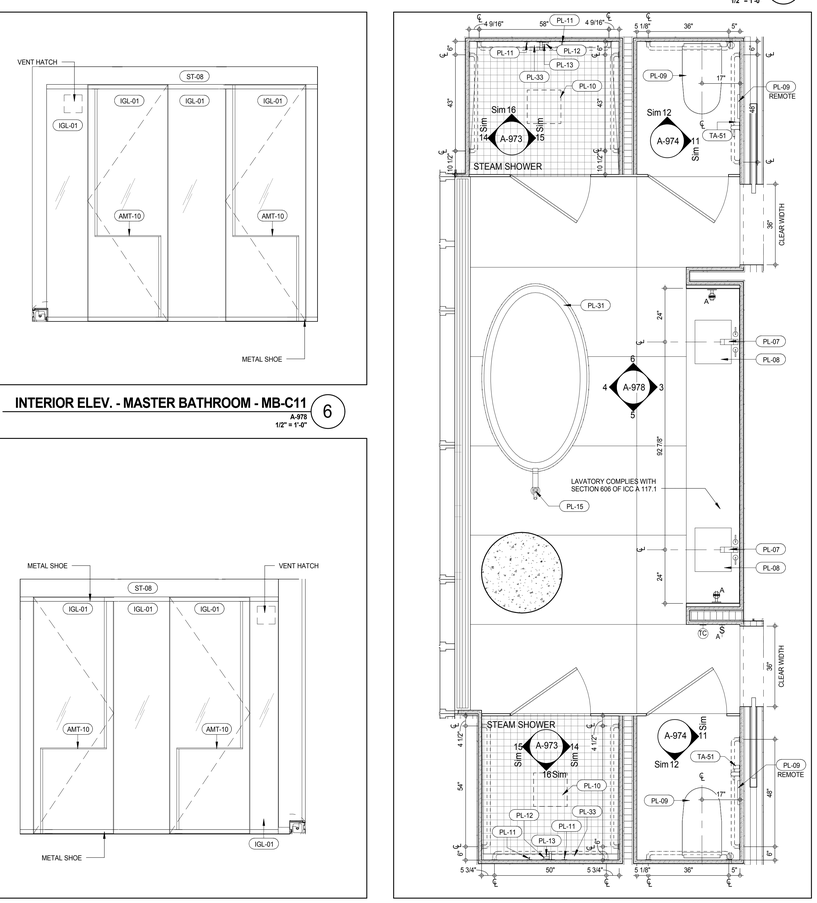

PLAN DETAIL - MASTER BATHROOM MB-C11 (1)
A-213
1/2" = 1'-0"

INTERIOR ELEV. - MASTER BATHROOM - MB-C11 (5)
A-975
1/2" = 1'-0"

MATERIAL LEGEND

MATERIAL TAG	DESCRIPTION
ACT-01	ACOUSTIC CEILING TILE
CP-01	CARPET TILE 24"x24"
CT-03	CERAMIC WALL TILE
CT-04	CERAMIC FLOOR TILE
FRP	FIBERGLASS REINFORCES PLASTIC WALL PANEL
GB	GYPSUM BOARD CEILING
PT-06	PAINT
RB-01	RUBBER BASE
RF-01	RESINOUS FLOORING - LIGHT DUTY
RF-02	RESINOUS FLOORING - MEDIUM DUTY FOR CHEMICAL RESISTANCE
RF-03	RESINOUS FLOORING - MEDIUM DUTY
RF-04	RESINOUS FLOORING - MEDIUM DUTY
RF-05	RESINOUS FLOORING - SECONDARY CONTAINMENT
TR-01	TRANSITION STRIP
VCT-01	VINYL COMPOSITION TILE
VCT-02	VINYL COMPOSITION TILE - STATIC DISSIPATIVE

*NO TOLERANCE PERMITTED, DIMENSION SHOWN TO BE EXACT

SCHEME LEGEND

LEVEL	WASHROOM TYPE	FINISH SCHEME
47TH FLOOR	MB-C04B	1
48TH FLOOR	MB-C04B	2A
49TH FLOOR	MB-C04B	2B
50TH FLOOR	MB-C04B	1
51ST FLOOR	MB-C04B	2A
52ND FLOOR	MB-C04B	2B
53RD FLOOR	MB-C04B	1
54TH FLOOR	MB-C04B	2A
55TH FLOOR	MB-C04B	2B
56TH FLOOR	MB-C04B	1
57TH FLOOR	MB-C04B	2A
58TH FLOOR	MB-C04B	2B
59TH FLOOR	MB-C04B	1
60TH FLOOR	MB-C04B	2A
61ST FLOOR	MB-C04B	2B
62ND FLOOR	MB-C04B	1
63RD FLOOR	MB-C04B	2A
64TH FLOOR	MB-C04B	2B
65TH FLOOR	MB-C04B	1
66TH FLOOR	MB-C04B	2A
71ST FLOOR	MB-C11	1
72ND FLOOR	MB-C11	2A
73RD FLOOR	MB-C11	2B
74TH FLOOR	MB-C11	1
75TH FLOOR	MB-C11	2A
76TH FLOOR	MB-C11	2B
77TH FLOOR	MB-C11	1
78TH FLOOR	MB-C11	2A
79TH FLOOR	MB-C11	2B
80TH FLOOR	MB-C11	1
81ST FLOOR	MB-C11	2A
82ND FLOOR	MB-C11	2B
83RD FLOOR	MB-C11	1
84TH FLOOR	MB-C11	2A
85TH FLOOR	MB-C11	2B
86TH FLOOR	MB-C11	1
87TH FLOOR	MB-C11	2A
88TH FLOOR	MB-C11	2B

FINISHES SCHEME 1:		FINISHES SCHEME 2A:		FINISHES SCHEME 2B:	
IGL-01	IGL-01B	IGL-01	IGL-01A	IGL-01	IGL-01A
AMT-01	AMT-01B	AMT-01	AMT-01A	AMT-01	AMT-01A
ST-01	ST-01B	ST-01	ST-01A	ST-02	ST-01A
ST-02	ST-02B	ST-02	ST-02A1	ST-02	ST-02A2
ST-03	ST-03B	ST-03	ST-03A1	ST-03	ST-03A2
ST-07	ST-07B	ST-07	ST-07A	ST-07	ST-07A
ST-08	ST-02B	ST-08	ST-02A	ST-08	ST-02A
ST-09	ST-09B	ST-09	ST-09A	ST-09	ST-09A
ST-13	ST-13B	ST-13	ST-13A	ST-13	ST-13A
ST-14	ST-14B	ST-14	ST-14A	ST-14	ST-14A
ST-15	ST-15B	ST-15	ST-15A	ST-15	ST-15A
ST-28	ST-28B	ST-28	ST-28A	ST-28	ST-28A
WDF-01	WDF-01B	WDF-01	WDF-01A	WDF-01	WDF-01A
WDF-02	WDF-02B	WDF-02	WDF-02A	WDF-02	WDF-02A
WDV-01	WDV-01B	WDV-01	WDV-01A	WDV-01	WDV-01A
WDV-05	WDV-05B	WDV-05	WDF-05A	WDV-05	WDF-05A

KEYNOTE LEGEND:

TAG #	DESCRIPTION
AMT-10	CUSTOM DOOR PULL/TOWEL BAR
IGL-01	OBSCURED GLASS (REFER TO SCHEMES LEGEND)
IGL-06	CLEAR GLASS, SILVER MIRROR
PL-07	MB-POLISHED NICKEL DECK MOUNTED LAVATORY FAUCET
PL-08	MB-22" PORCELAIN UNDERMOUNTED SINK
PL-09	MB-FLOOR MOUNTED TOILET/BIDET
PL-10	MB-CEILING MOUNTED RECESSED SHOWER HEAD
PL-11	MB-HAND SHOWER
PL-12	MB-THERMOSTATIC CONTROL VALVE
PL-13	MB-VOLUME CONTROL VALVE
PL-15	MB-FLOOR MOUNTED TUB FILLER w HAND SHOWER
PL-31	MB-FREESTANDING TUB - LARGE
PL-33	MB-LINEAR SHOWER DRAIN w/ TILE INSERT
ST-05	STONE TILE POLISHED
ST-07	STONE SLAB POLISHED (ST-07A or ST-07B REFER TO SCHEME LEGEND)
ST-08	STONE SLAB - POLISHED (REFER TO SCHEME LEGEND)
ST-42A	STONE SLAB - POLISHED
TA-51	MB-TOILET PAPER HOLDER RESIDENTIAL

NOTE:
REFER TO 7/A-961 FOR TYPICAL GRAB BAR REINFORCING DIMENSIONS



KEY PLAN:

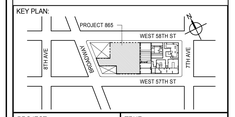

PROJECT NORTH

TRUE NORTH

DEVELOPER:
EXTELL DEVELOPMENT COMPANY
805 THIRD AVENUE, 7TH FLOOR
New York, NY 10022 USA
TEL: 212 712 6000 FAX: 212 712 6100

DESIGN ARCHITECT: Base Building Shell & Core
ADRIAN SMITH + GORDON GILL ARCHITECTURE
111 WEST MONROE STREET SUITE 2300
CHICAGO IL 60603
TEL: 312 920 1888 FAX: 312 920 1775

INTERIOR DESIGNER: Residential
Rottet Architecture and Design Studio, PLLC
298 Fifth Ave, 7th Floor
New York, NY 10001
TEL: 646 998 7000 FAX:

ARCHITECT OF RECORD: Base Building Shell, Core, & Residential
AAI ARCHITECTS, P.C.
401 Wellington St. W., 3rd Floor
Toronto, ON M5V 1E7 Canada
TEL: 416 967 1500 FAX: 416 967 7150

STRUCTURAL ENGINEERS:
WSP CANTOR SEINUK
228 EAST 45th Street
New York, NY 10017 USA
TEL: 212 687 9888 FAX: 646 487 5501

MEP ENGINEERS:
AKF GROUP
165 Broadway, 22nd Floor
New York, NY 10006 USA
TEL: 212 354 5656 FAX: 212 354 5668

GEOTECHNICAL ENGINEERS:
Langan Engineering & Environmental Services
21 Penn Plaza - 360 West 31st Street, 8th Floor
New York, NY 10001-2727
TEL: 212 479 5400 FAX: 212 479 5444

CODE CONSULTANTS:
Construction Consulting Associates
100 Church Street
New York, NY 10007
TEL: 212 385 1818 FAX: 212 385 1911

CURTAINWALL CONSULTANT:
AJLP Consulting
40 Worth Street. Suite 826
New York, NY 10013
TEL: 212 757 5659 FAX: 646 219 8508

LANDMARK/PRESERVATION CONSULTANT:
Jan Hird Pokorny Associates, Inc.
39 West 37th Street, 12A
New York, NY 10018
TEL: 212 759 6462 FAX: 212 759 6540

No.	DESCRIPTION	DATE
1	D.O.B. SUBMISSION	18 FEB 15
2	CD PROGRESS ISSUE 3	09 MAR 15
	D.O.B. SUBMISSION	27 APR 15
3	CD PROGRESS ISSUE 4	01 JUN 15
4	CD PROGRESS ISSUE 5	10 AUG 15
	D.O.B. AMENDMENT 2	21 SEP 15

//ISSUED AS: AI-025 - CD PROGRESS ISSUE 3 - 09 MAR 15//

NOT FOR BID/CONSTRUCTION

Discrepancies must be reported immediately to the Architect before proceeding. Only figured dimensions are to be used. Contractors must check all dimensions on site. This drawing is protected by copyright.

ALL DIMENSIONS ARE SHOWN IN IMPERIAL.

CONSULTANT:
AAI ARCHITECTS, P.C.

PROJECT:
217 WEST 57TH STREET
NEW YORK, NY

DRAWING TITLE:
ADAPTABLE BATHROOMS MB-C11

SEAL & SIGNATURE:
REGISTERED ARCHITECT WAYNE DAVID JANSEN No. 028881 STATE OF NEW YORK

DATE:	05 DEC 14
PROJECT No:	1216-00
DRAWN: Author	REV:
CHK: Checker	4
SCALE: As indicated	
DWG No:	A-978.01
DOB PAGE No:	534 of 569

DOB EMPLOYEE STAMP:
DOB B-SCAN:

36" x 48" Arch E SHEET SIZE
FILE NAME: C:\Revit Local Files\EXTELL-865-AAI-TWR-CNF_hudson.rvt
PLOT DATE: 6/22/2015 3:59:51 PM

36" x 48" Arch E -SHEET SIZE

DEPT OF BLDGS 121328205 Job Number
ES227480690 Scan Code

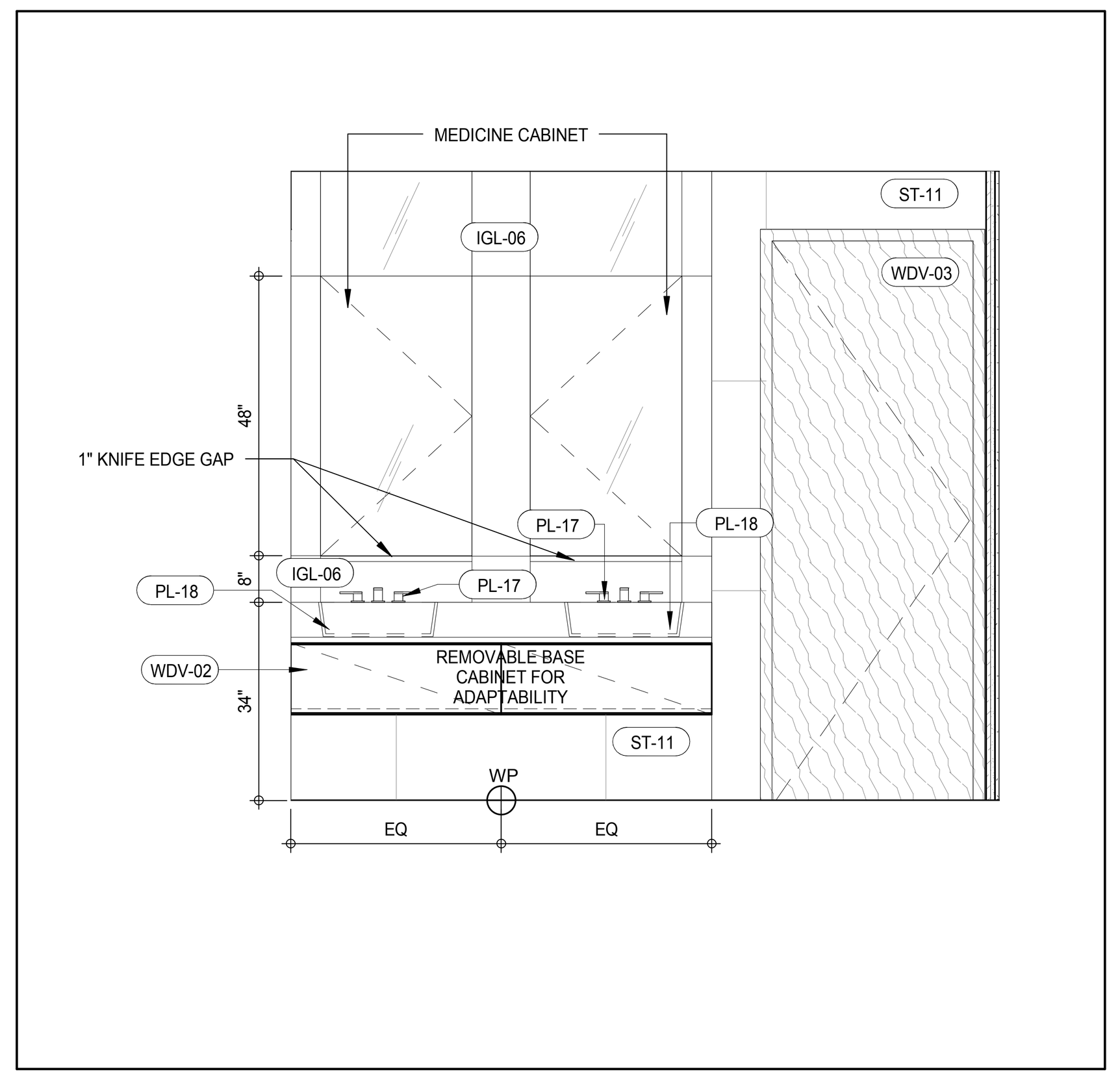

INTERIOR ELEV. - TERTIARY BATHROOM - TB-C03 (12)
A-979
1/2" = 1'-0"

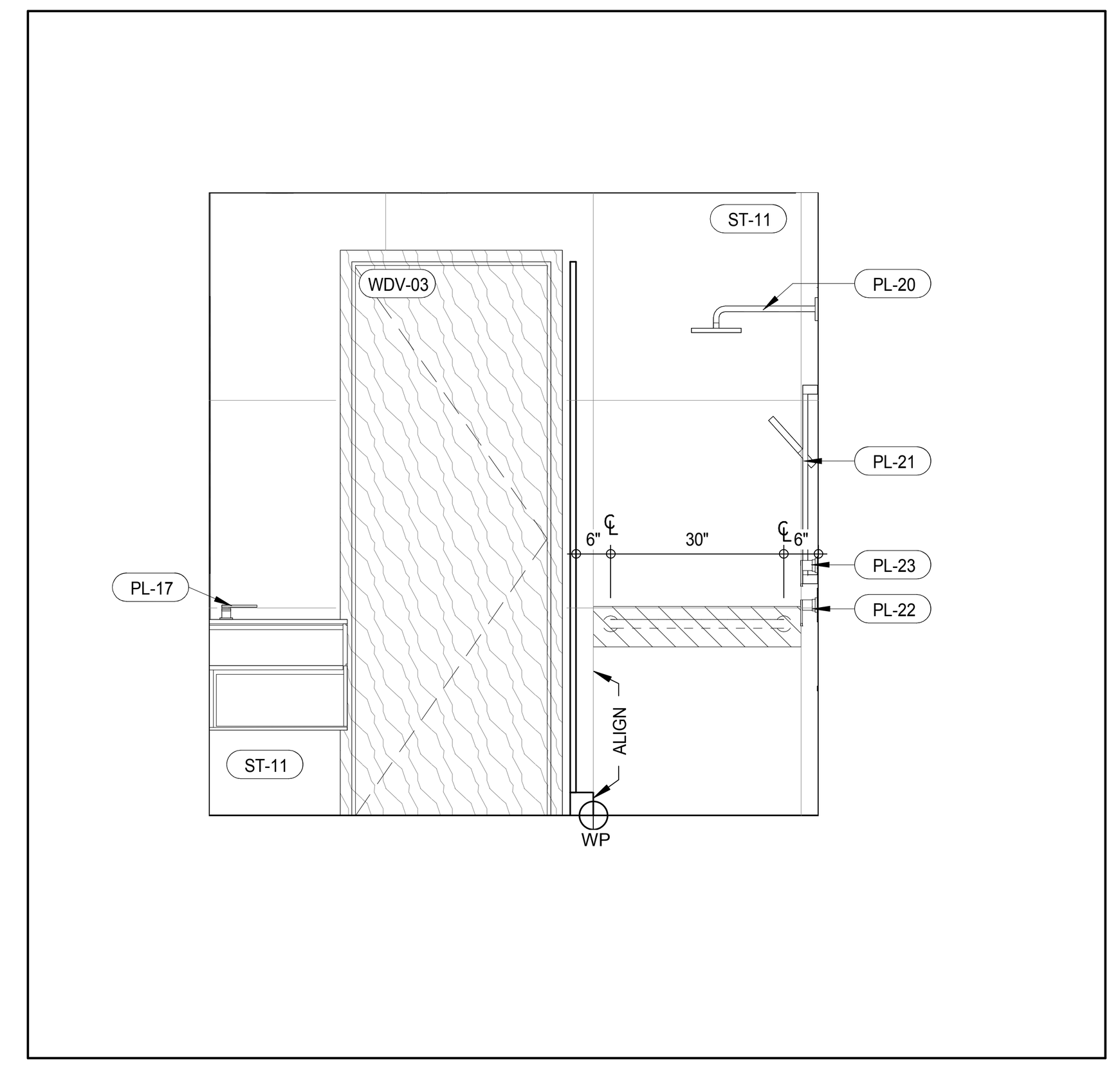

INTERIOR ELEV. - TERTIARY BATHROOM - TB-C02 (8)
A-979
1/2" = 1'-0"

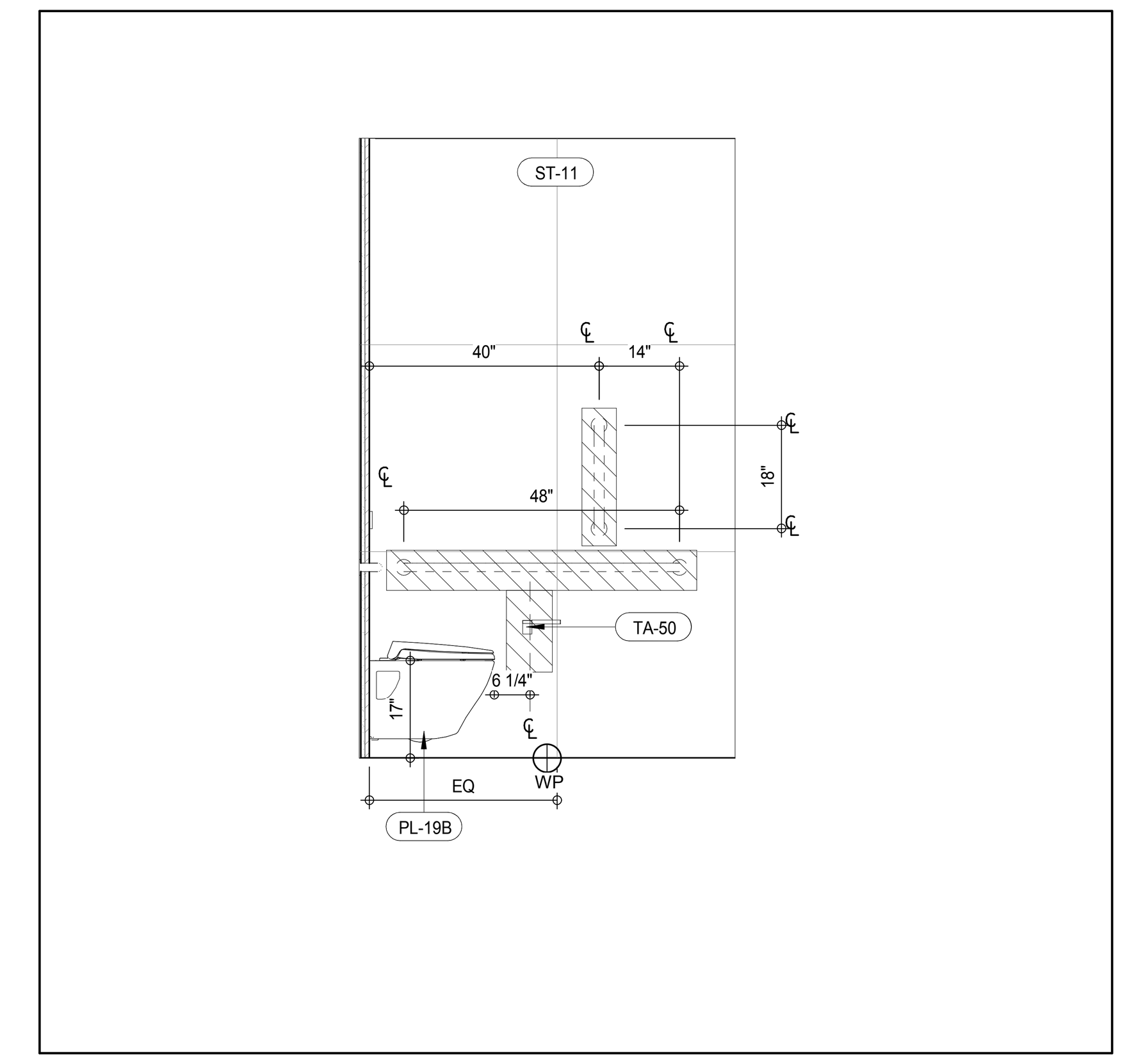

INTERIOR ELEV. - TERTIARY BATHROOM - TB-C01 (4)
A-979
1/2" = 1'-0"

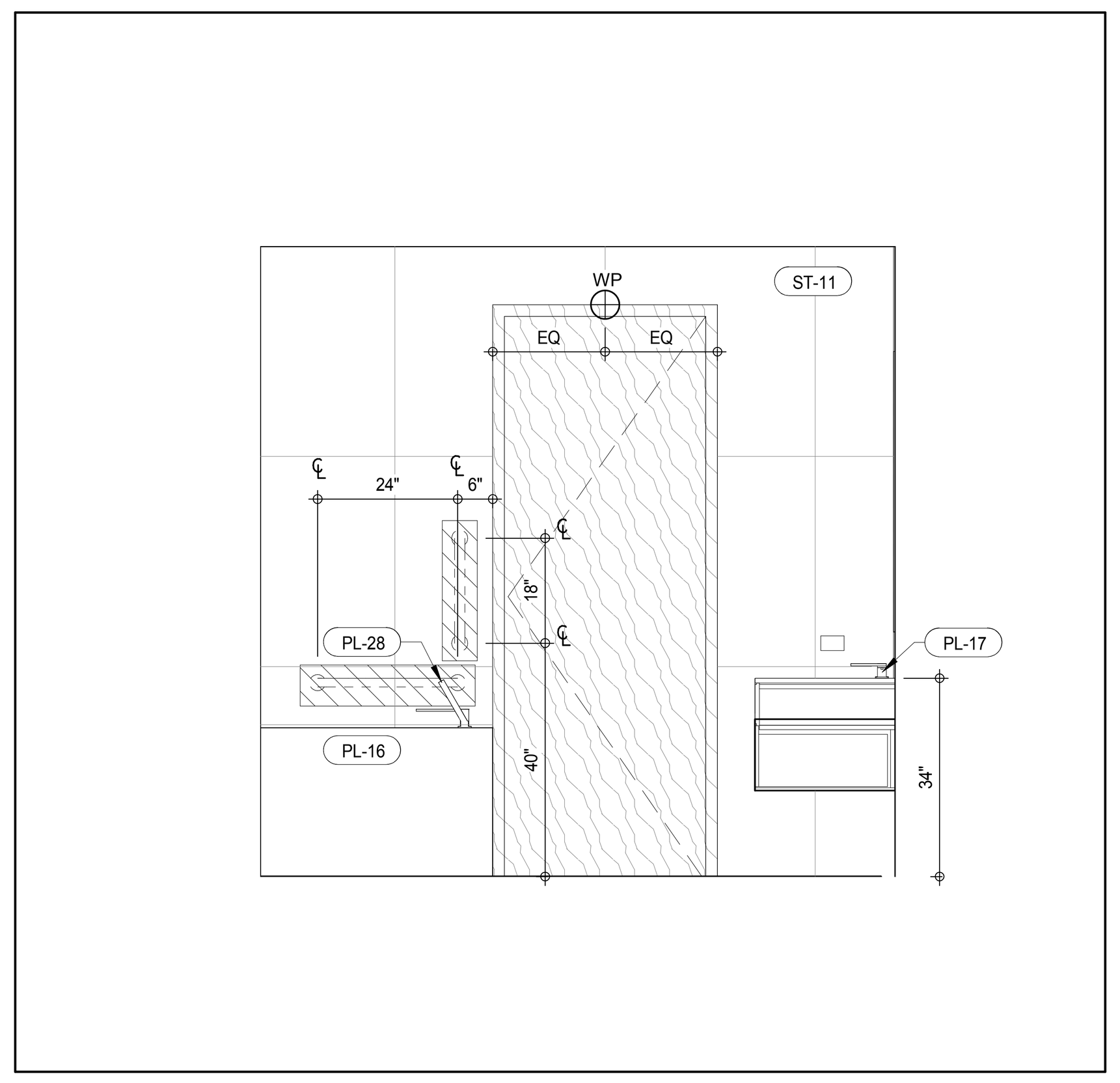

INTERIOR ELEV. - TERTIARY BATHROOM - TB-C03 (15)
A-979
1/2" = 1'-0"

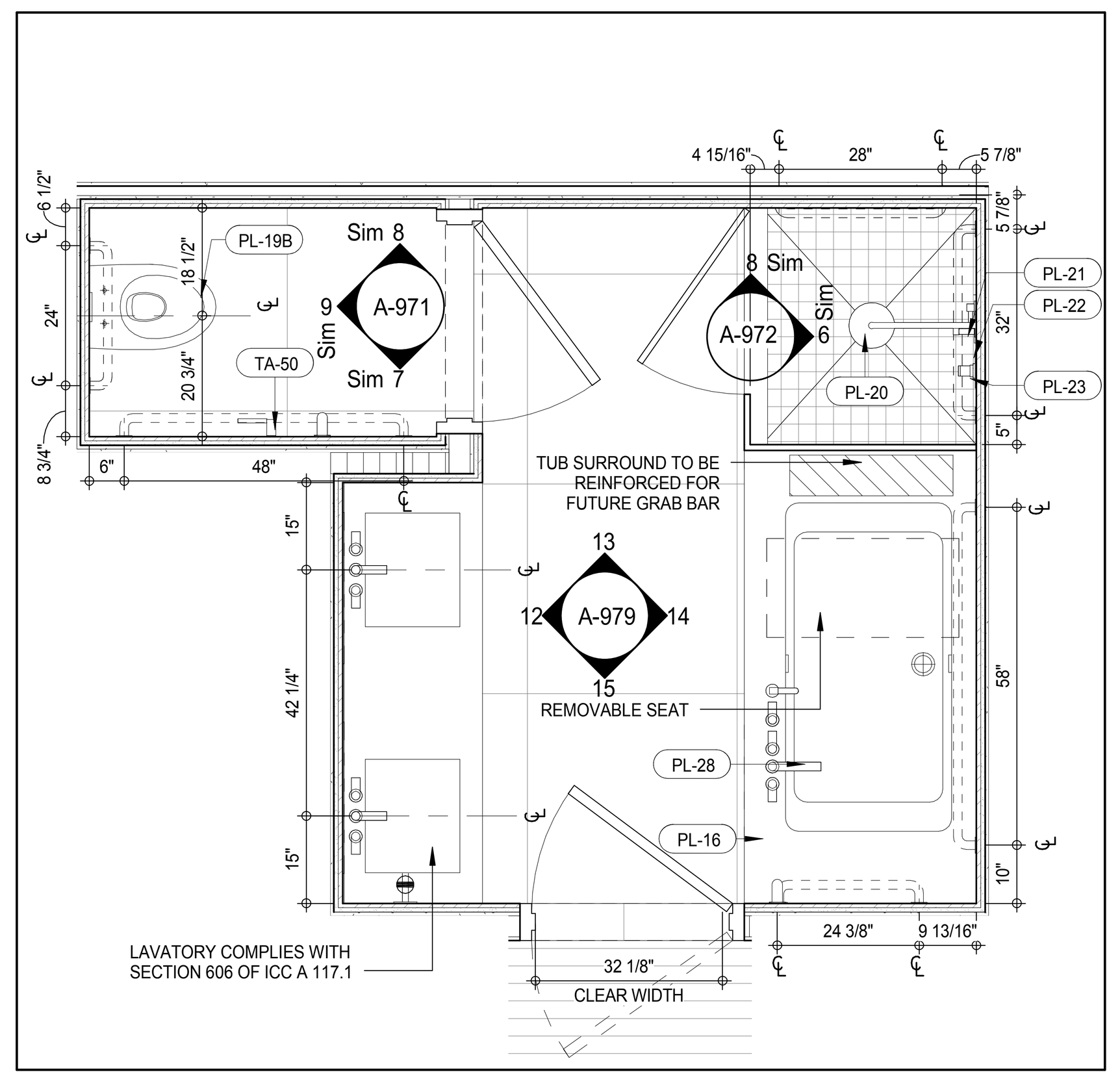

PLAN DETAIL - TERTIARY BATHROOM - TB-C03 (11)
A-202
1/2" = 1'-0"

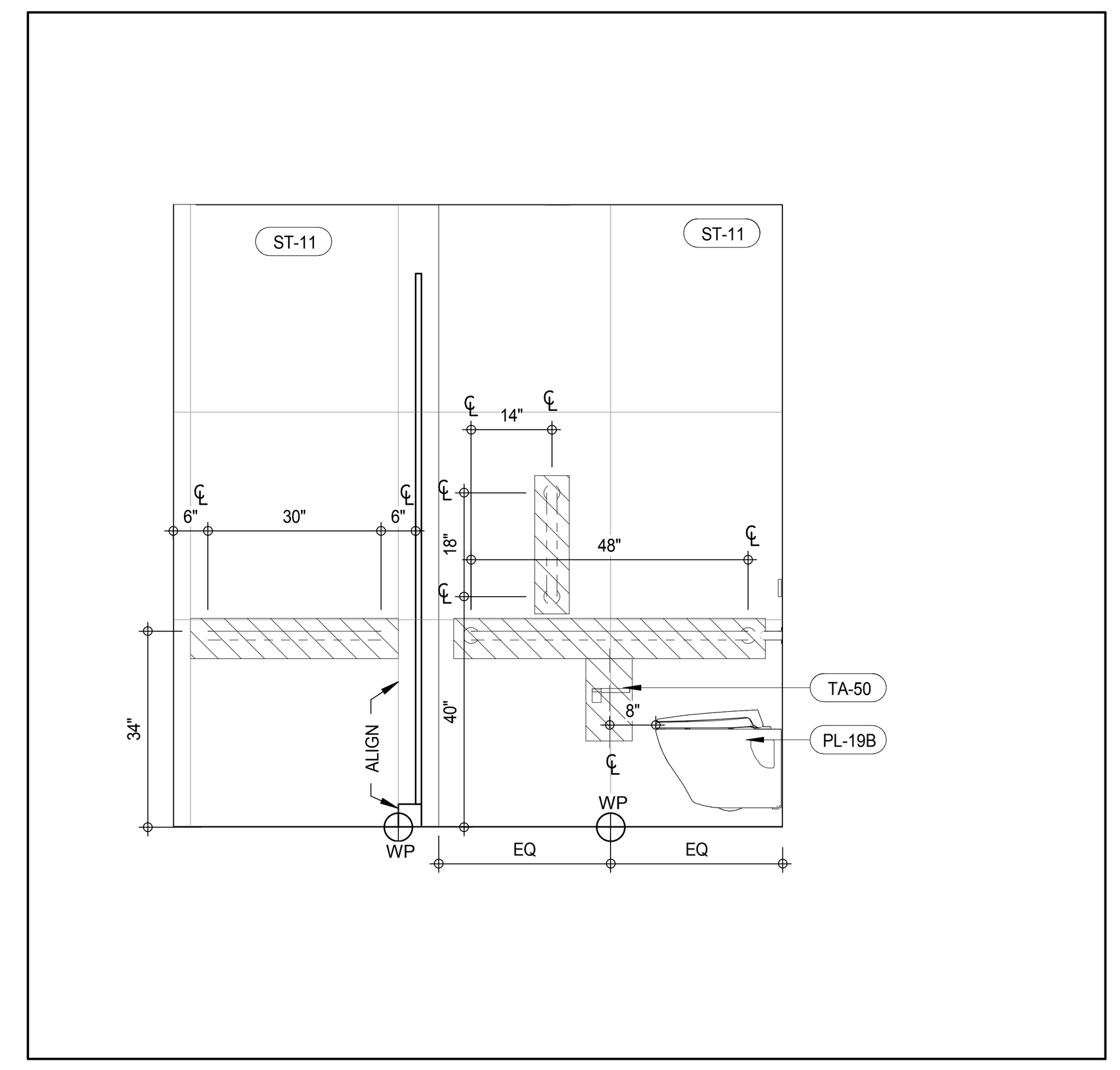

INTERIOR ELEV. - TERTIARY BATHROOM - TB-C02 (7)
A-979
1/2" = 1'-0"

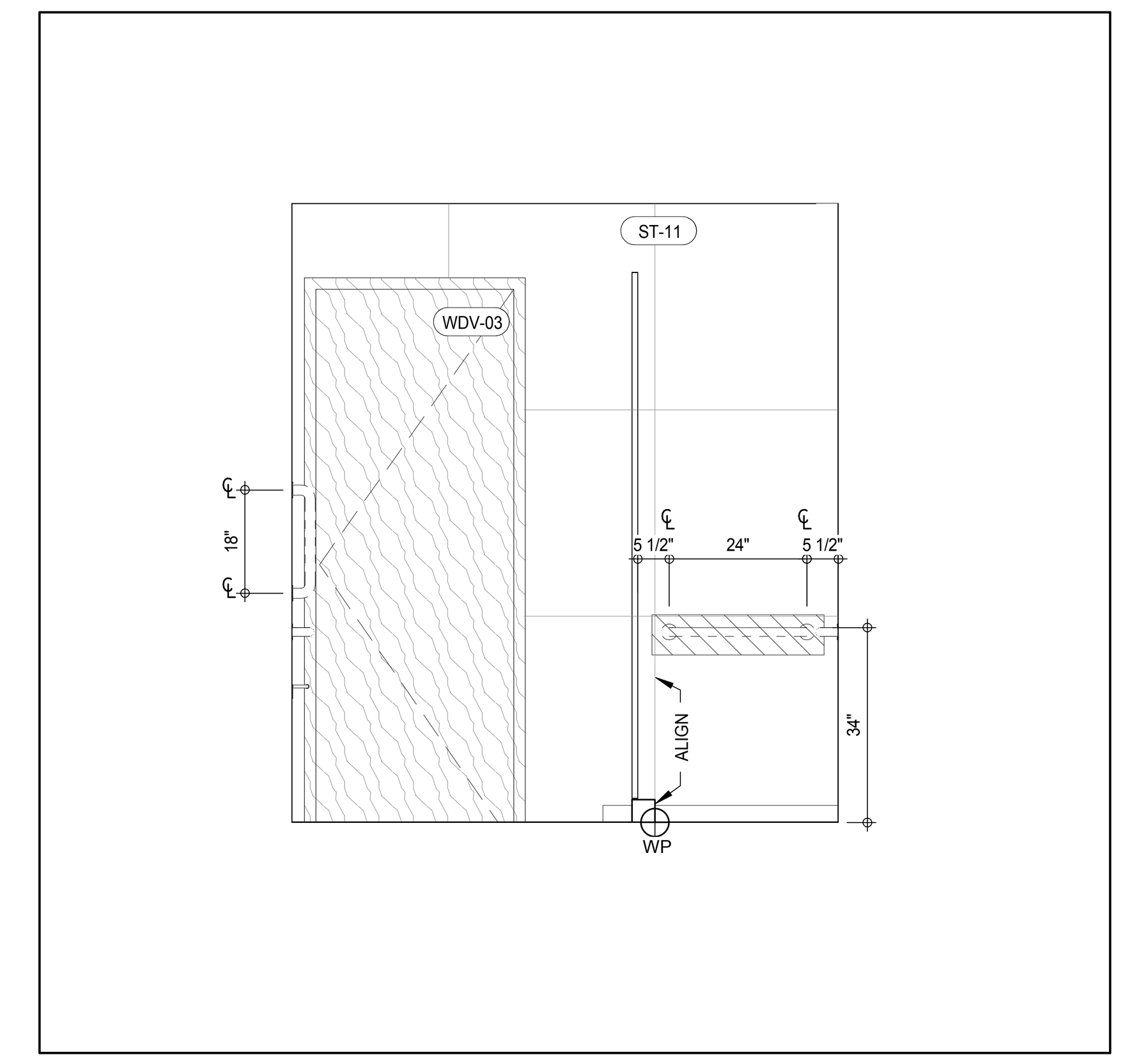

INTERIOR ELEV. - TERTIARY BATHROOM - TB-C01 (3)
A-979
1/2" = 1'-0"

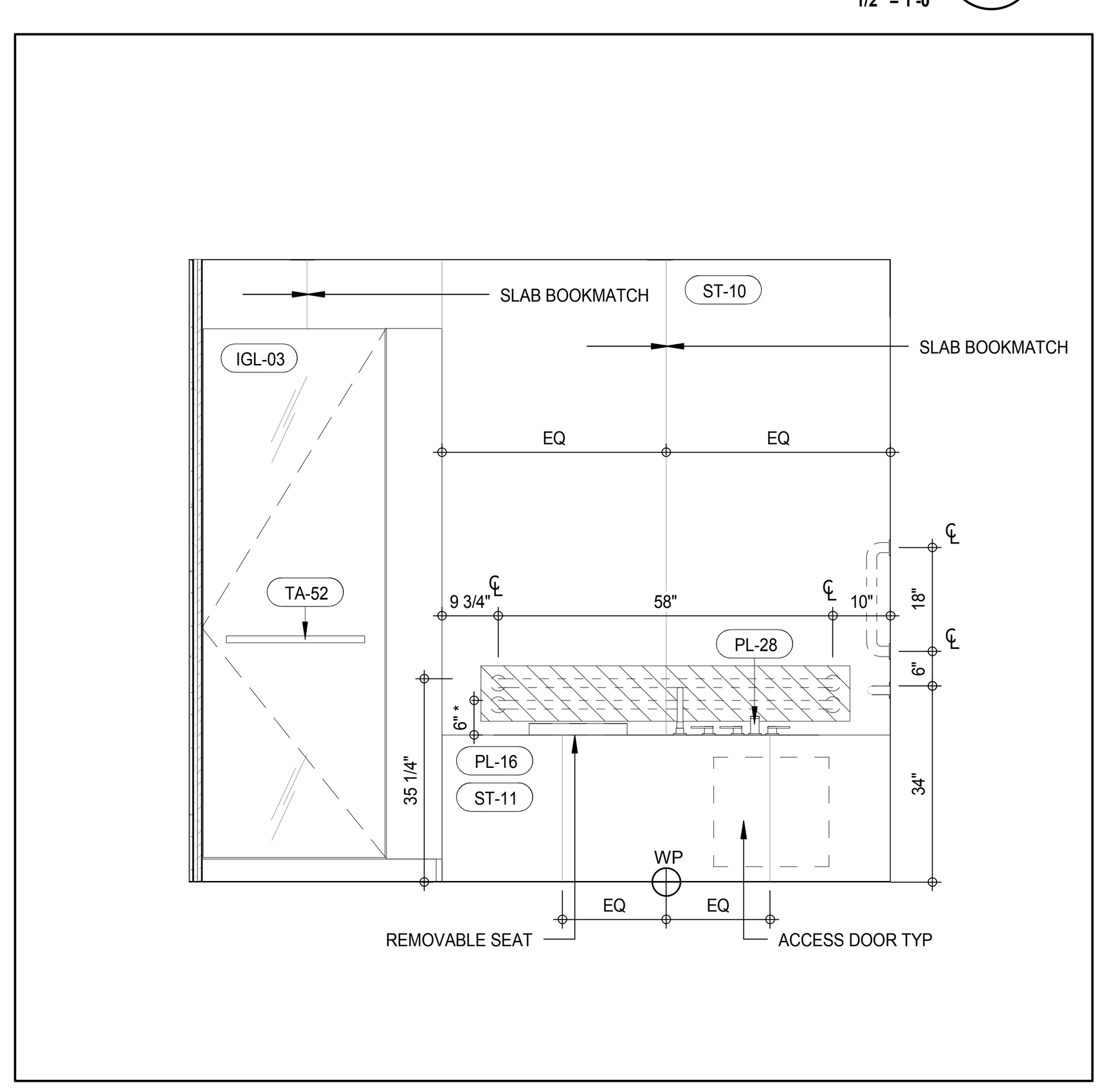

INTERIOR ELEV. - TERTIARY BATHROOM - TB-C03 (14)
A-979
1/2" = 1'-0"

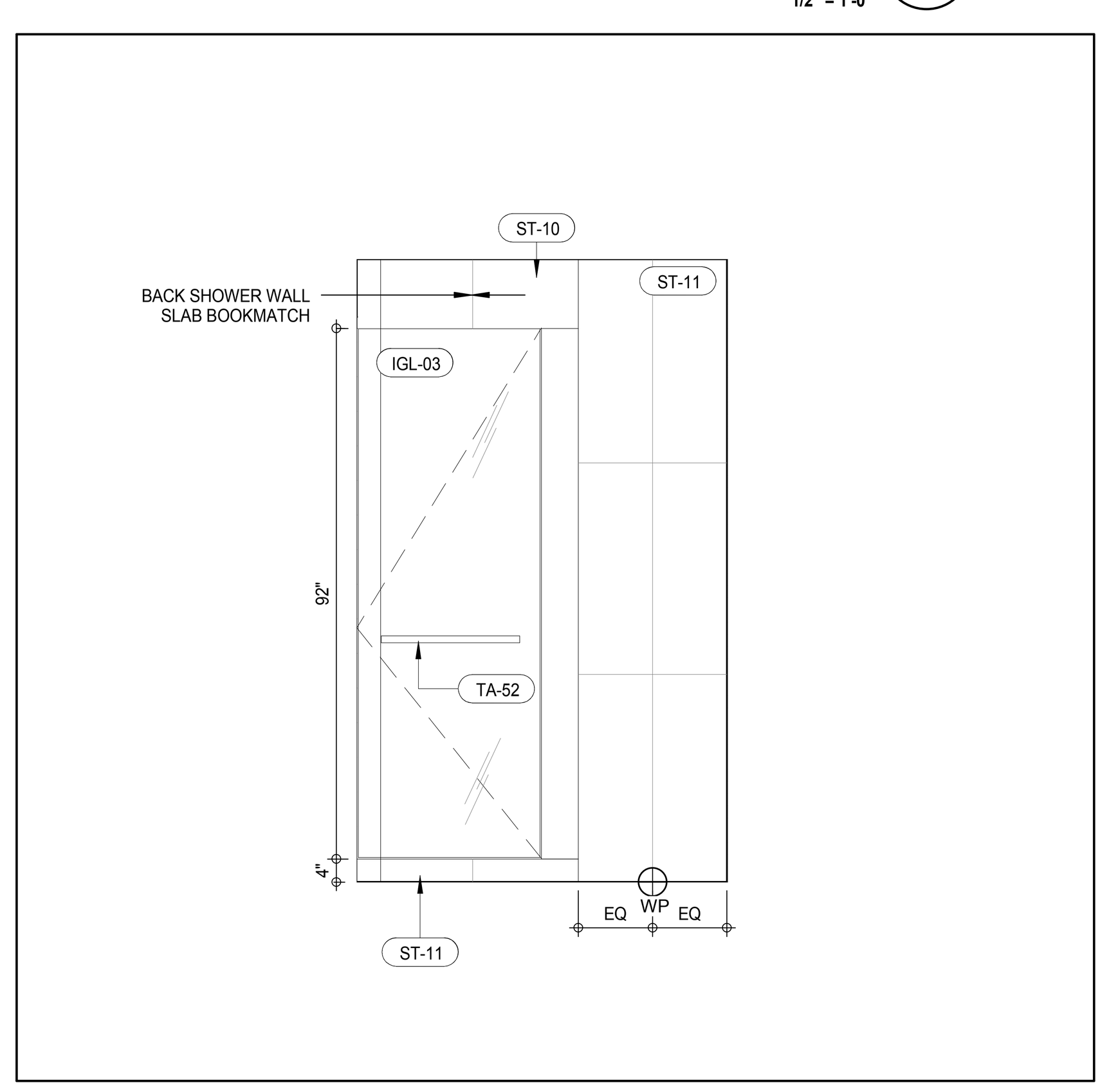

INTERIOR ELEV. - TERTIARY BATHROOM - TB-C02 (10)
A-979
1/2" = 1'-0"

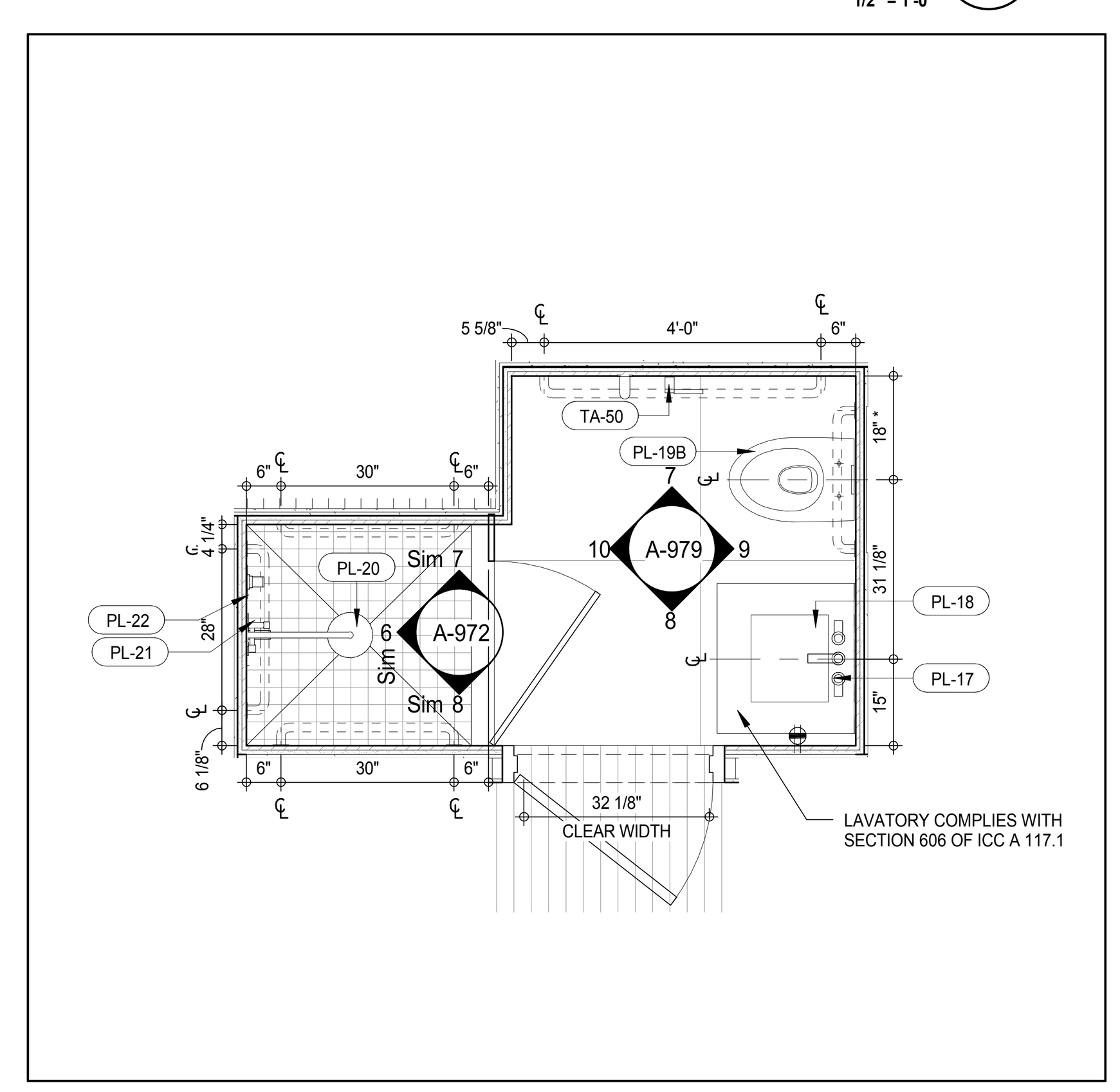

PLAN DETAIL - TERTIARY BATHROOM - TB-C02 (6)
A-202
1/2" = 1'-0"

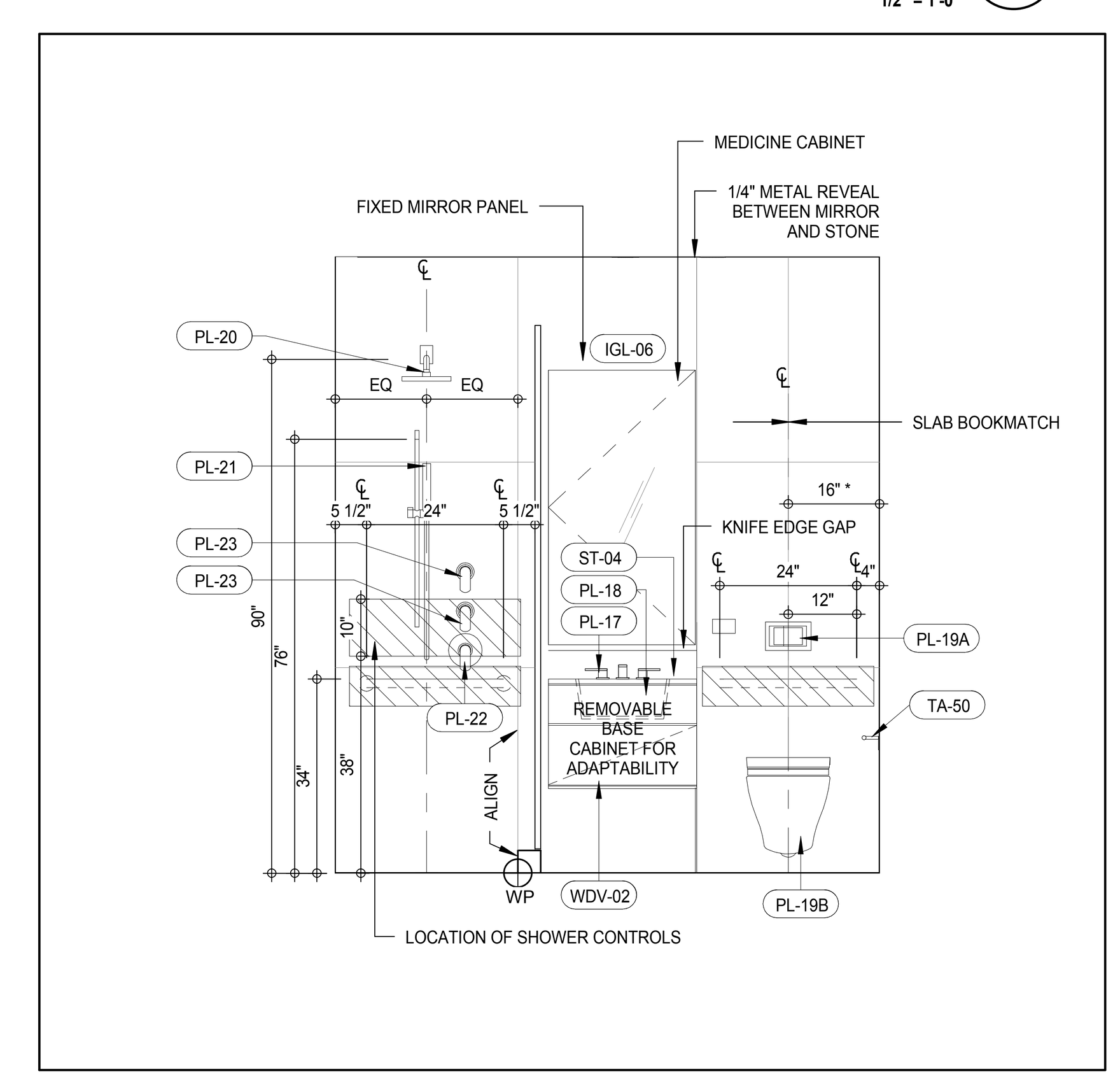

INTERIOR ELEV. - TERTIARY BATHROOM - TB-C01 (2)
A-979
1/2" = 1'-0"

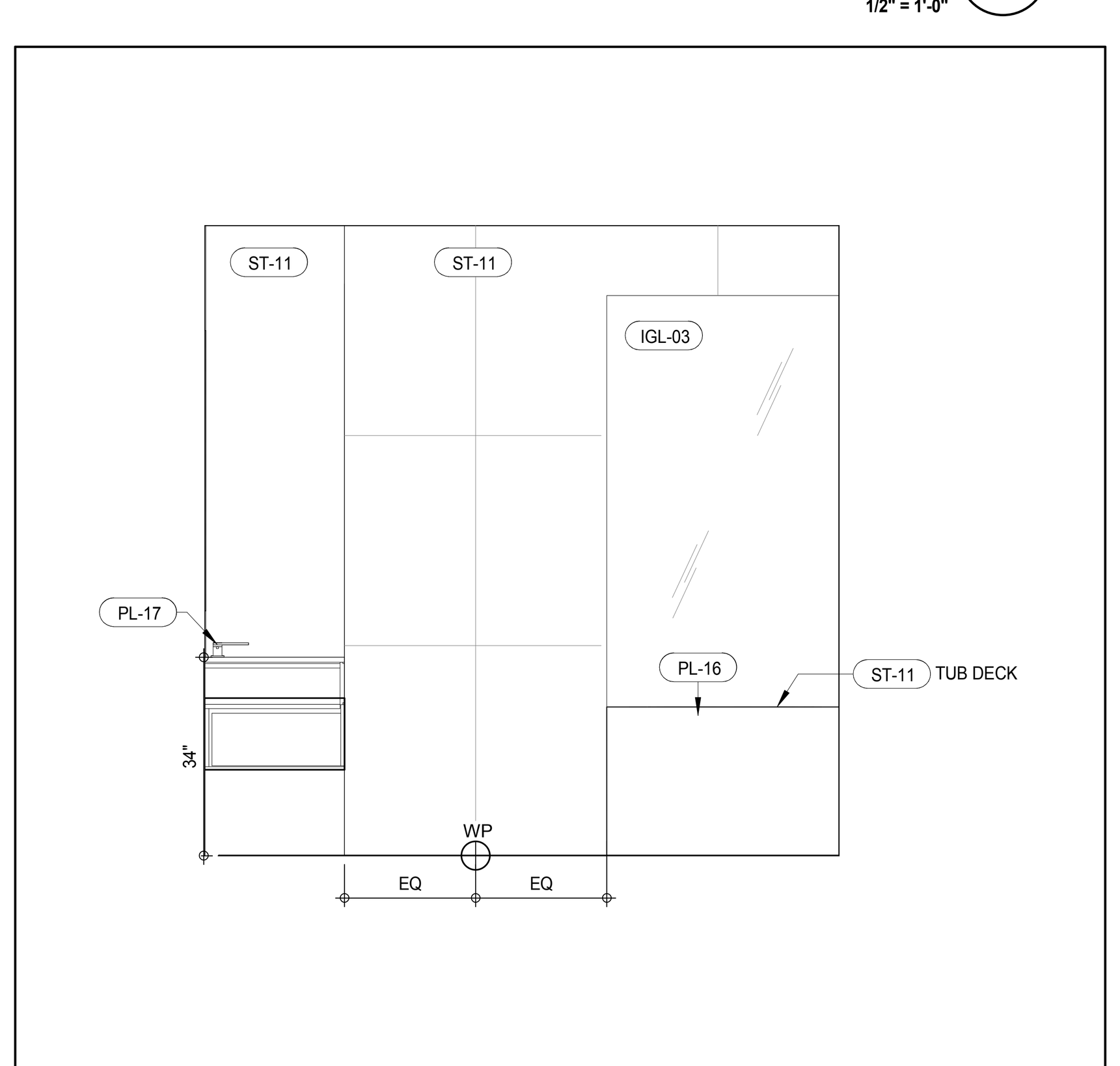

INTERIOR ELEV. - TERTIARY BATHROOM - TB-C03 (13)
A-979
1/2" = 1'-0"

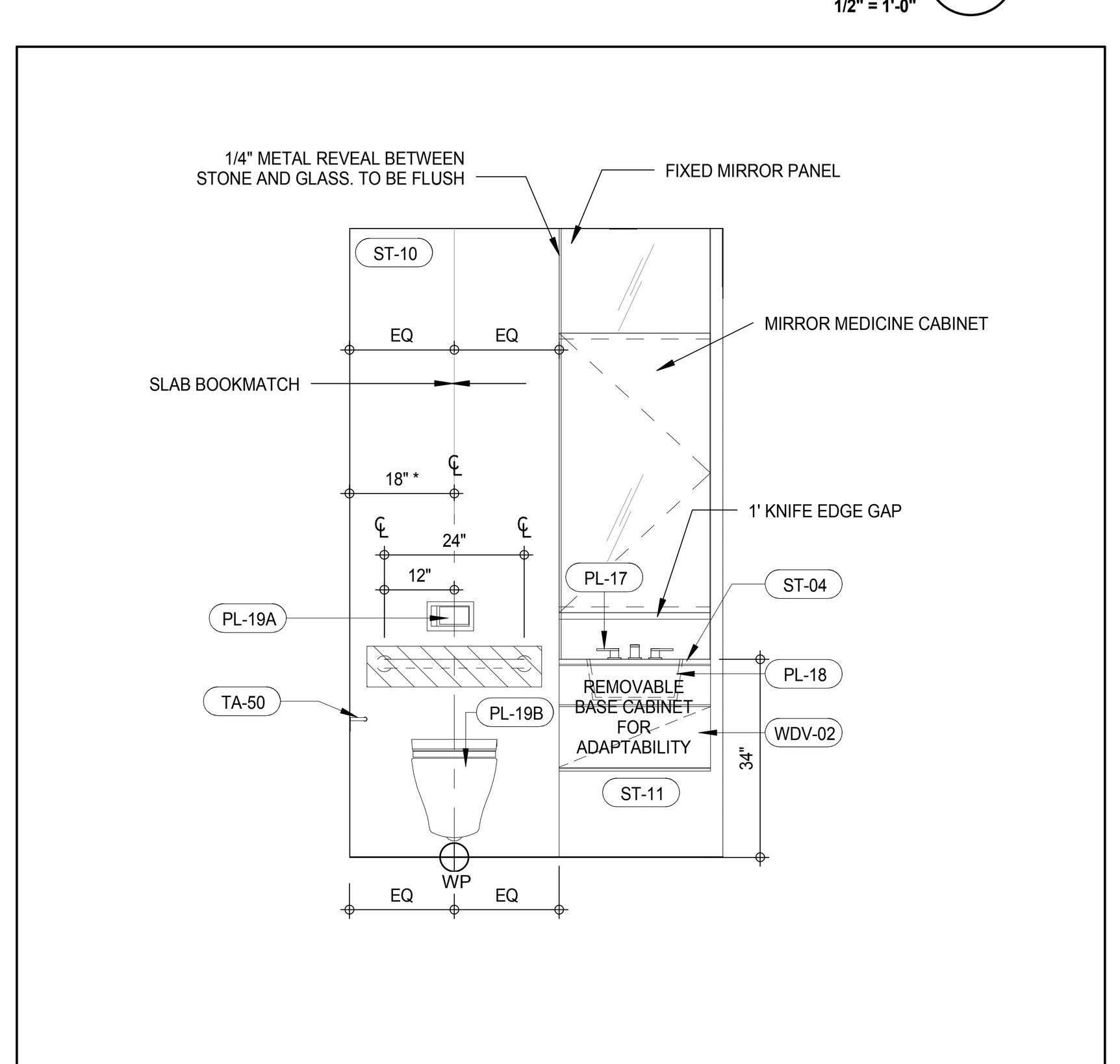

INTERIOR ELEV. - TERTIARY BATHROOM - TB-C02 (9)
A-979
1/2" = 1'-0"

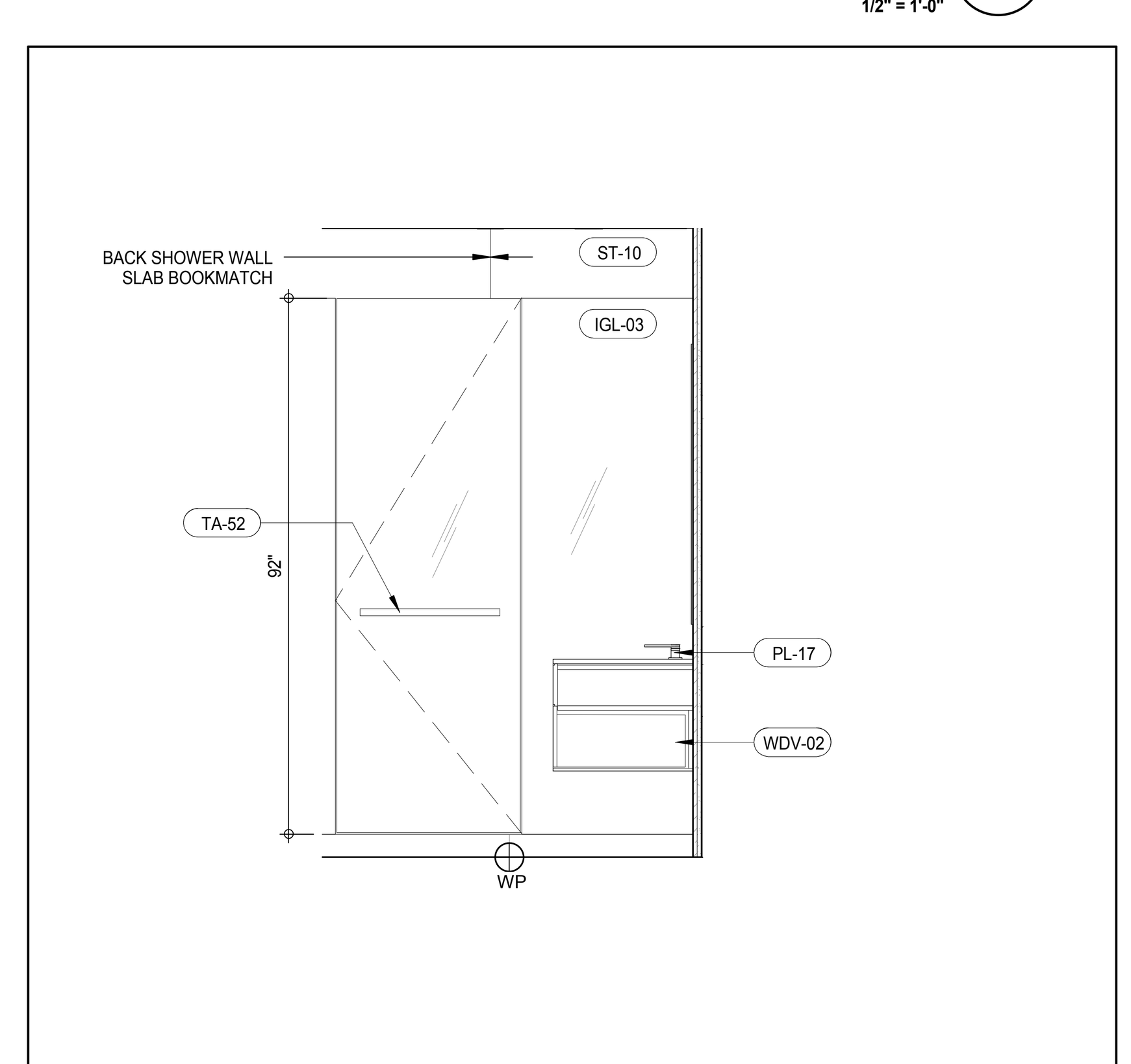

INTERIOR ELEV. - TERTIARY BATHROOM - TB-C01 (5)
A-979
1/2" = 1'-0"

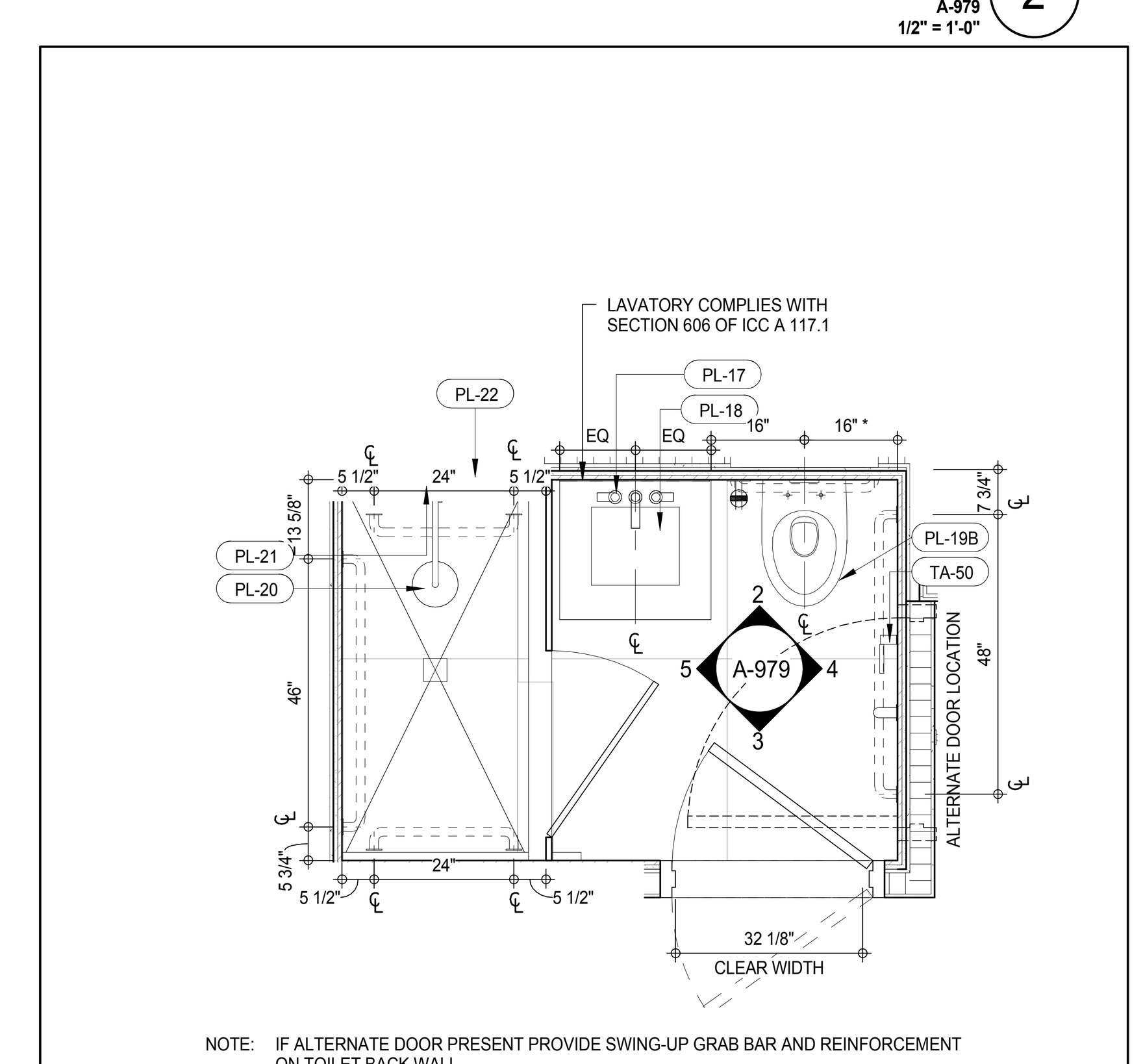

NOTE: IF ALTERNATE DOOR PRESENT PROVIDE SWING-UP GRAB BAR AND REINFORCEMENT ON TOILET BACK WALL

PLAN DETAIL - TERTIARY BATHROOM - TB-C01 (1)
A-202
1/2" = 1'-0"

MATERIAL LEGEND

MATERIAL TAG	DESCRIPTION
ACT-01	ACOUSTIC CEILING TILE
CP-01	CARPET TILE 24"x24"
CT-03	CERAMIC WALL TILE
CT-04	CERAMIC FLOOR TILE
FRP	FIBERGLASS REINFORCES PLASTIC WALL PANEL
GB	GYPSUM BOARD CEILING
PT-06	PAINT
RB-01	RUBBER BASE
RF-01	RESINOUS FLOORING - LIGHT DUTY
RF-02	RESINOUS FLOORING - MEDIUM DUTY FOR CHEMICAL RESISTANCE
RF-03	RESINOUS FLOORING - MEDIUM DUTY
RF-04	RESINOUS FLOORING - MEDIUM DUTY
RF-05	RESINOUS FLOORING - SECONDARY CONTAINMENT
TR-01	TRANSITION STRIP
VCT-01	VINYL COMPOSITION TILE
VCT-02	VINYL COMPOSITION TILE - STATIC DISSIPATIVE

*NO TOLERANCE PERMITTED, DIMENSION SHOWN TO BE EXACT

KEYNOTE LEGEND:

TAG #	DESCRIPTION
IGL-03	CLEAR, LOW IRON GLASS
IGL-06	CLEAR GLASS, SILVER MIRROR
PL-16	MB-UNDERMOUNTED TUB
PL-17	ST-LAVATORY FAUCET
PL-18	ST-UNDERMOUNTED SINK
PL-19A	ST-IN-WALL TANK SYSTEM
PL-19B	ST-WALL MOUNTED TOILET
PL-20	ST-SHOWER HEAD WITH ARM
PL-21	ST-HANDSHOWER ON SLIDE BAR
PL-22	ST-THERMOSTATIC CONTROL VALVE
PL-23	ST-VOLUME CONTROL VALVE
PL-28	ST-ROMAN TUB SET
ST-04	STONE SLAB - POLISHED
ST-10	STONE SLAB - POLISHED
ST-11	STONE TILE - POLISHED
TA-50	ST-TOILET PAPER HOLDER RESIDENTIAL
TA-52	POLISHED CHROME TOWEL BAR
WDV-02	WOOD VENEER (MILLWORK)
WDV-03	WOOD VENEER WALL PANEL

NOTE:
REFER TO 7/A-961 FOR TYPICAL GRAB BAR REINFORCING DIMENSIONS

/ISSUED AS: AI-927 - CD PROGRESS ISSUE 3 - 09 MAR 15/

KEY PLAN:

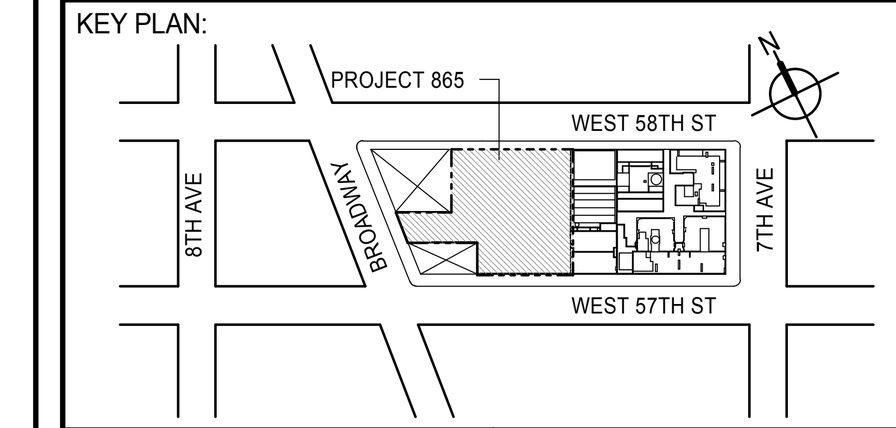

PROJECT NORTH | TRUE NORTH

DEVELOPER:
EXTELL DEVELOPMENT COMPANY
805 THIRD AVENUE, 7TH FLOOR
New York, NY 10022 USA
TEL: 212 712 6000 FAX: 212 712 6100

DESIGN ARCHITECT: Base Building Shell & Core
ADRIAN SMITH + GORDON GILL ARCHITECTURE
111 WEST MONROE STREET SUITE 2300
CHICAGO IL 60603
TEL: 312 920 1888 FAX: 312 920 1775

INTERIOR DESIGNER: Residential
Rottet Architecture and Design Studio, PLLC
298 Fifth Ave, 7th Floor
New York, NY 10001
TEL: 646 998 7000 FAX:

ARCHITECT OF RECORD: Base Building Shell, Core, & Residential
AAI ARCHITECTS, P.C.
401 Wellington St. W., 3rd Floor
Toronto, ON M5V 1E7 Canada
TEL: 416 967 1500 FAX: 416 967 7150

STRUCTURAL ENGINEERS:
WSP CANTOR SEINUK
228 EAST 45th Street
New York, NY 10017 USA
TEL: 212 687 9888 FAX: 646 487 5501

MEP ENGINEERS:
AKF GROUP
165 Broadway, 22nd Floor
New York, NY 10006 USA
TEL: 212 354 5656 FAX: 212 354 5668

GEOTECHNICAL ENGINEERS:
Langan Engineering & Environmental Services
21 Penn Plaza - 360 West 31st Street, 8th Floor
New York, NY 10001-2727
TEL: 212 479 5400 FAX: 212 479 5444

CODE CONSULTANTS:
Construction Consulting Associates
100 Church Street
New York, NY 10007
TEL: 212 385 1818 FAX: 212 385 1911

CURTAINWALL CONSULTANT:
AJLP Consulting
40 Worth Street. Suite 826
New York, NY 10013
TEL: 212 757 5659 FAX: 646 219 8508

LANDMARK/PRESERVATION CONSULTANT:
Jan Hird Pokorny Associates, Inc.
39 West 37th Street, 12A
New York, NY 10018
TEL: 212 759 6462 FAX: 212 759 6540

No.	DESCRIPTION	DATE
1	D.O.B. SUBMISSION	18 FEB 15
2	CD PROGRESS ISSUE 3	09 MAR 15
	D.O.B. SUBMISSION	27 APR 15
3	CD PROGRESS ISSUE 4	01 JUN 15
4	CD PROGRESS ISSUE 5	10 AUG 15
	D.O.B. AMENDMENT 2	21 SEP 15

NOT FOR BID/CONSTRUCTION

Discrepancies must be reported immediately to the Architect before proceeding. Only figured dimensions are to be used. Contractors must check all dimensions on site. This drawing is protected by copyright.

ALL DIMENSIONS ARE SHOWN IN IMPERIAL.

CONSULTANT:
AAI ARCHITECTS, P.C.

PROJECT:
217 WEST 57TH STREET
NEW YORK, NY

DRAWING TITLE:
ADAPTABLE BATHROOMS TB-C01, TB-C02, TB-C03

SEAL & SIGNATURE:
REGISTERED ARCHITECT WIEBKE DAVID JANSEN No. 028881 STATE OF NEW YORK

DATE:	05 DEC 14
PROJECT No:	1216-00
DRAWN: Author	REV: 4
CHK: Checker	
SCALE: As indicated	
DWG No:	A-979.01
DOB PAGE No:	535 of 569

DOB EMPLOYEE STAMP: | DOB B-SCAN:

FILE NAME: C:\Revit Local Files\EXTELL-865-AAI-TWR-CNF_hadlarim.rvt
PLOT DATE: 9/22/2015 1:30:42 PM

DEPT OF BLDGS 421208305 Job Number
E3481120389 Scan Code

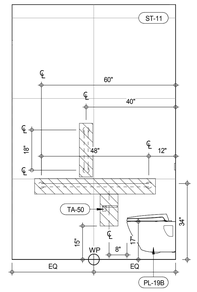

INTERIOR ELEV. - TERTIARY BATHROOM - TB-C06 (12)
A-980
1/2" = 1'-0"

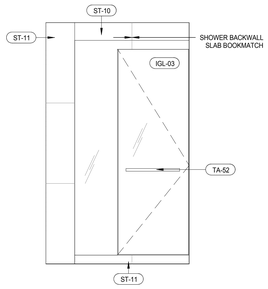

INTERIOR ELEV. - TERTIARY BATHROOM - TB-C05 (8)
A-980
1/2" = 1'-0"

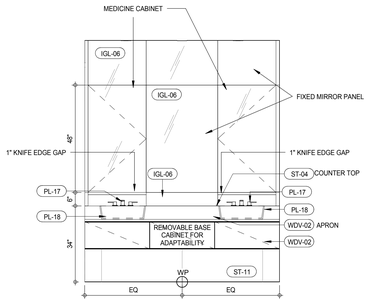

INTERIOR ELEV. - TERTIARY BATHROOM - TB-C04 (4)
A-980
1/2" = 1'-0"

MATERIAL LEGEND

MATERIAL TAG	DESCRIPTION
ACT-01	ACOUSTIC CEILING TILE
CP-01	CARPET TILE 24"x24"
CT-03	CERAMIC WALL TILE
CT-04	CERAMIC FLOOR TILE
FRP	FIBERGLASS REINFORCES PLASTIC WALL PANEL
GB	GYPSUM BOARD CEILING
PT-06	PAINT
RB-01	RUBBER BASE
RF-01	RESINOUS FLOORING - LIGHT DUTY
RF-02	RESINOUS FLOORING - MEDIUM DUTY FOR CHEMICAL RESISTANCE
RF-03	RESINOUS FLOORING - MEDIUM DUTY
RF-04	RESINOUS FLOORING - MEDIUM DUTY
RF-05	RESINOUS FLOORING - SECONDARY CONTAINMENT
TR-01	TRANSITION STRIP
VCT-01	VINYL COMPOSITION TILE
VCT-02	VINYL COMPOSITION TILE - STATIC DISSIPATIVE

*NO TOLERANCE PERMITTED. DIMENSION SHOWN TO BE EXACT

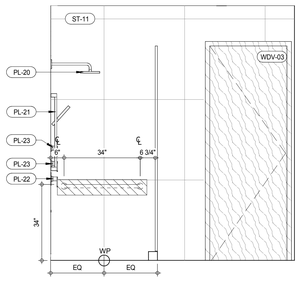

INTERIOR ELEV. - TERTIARY BATHROOM - TB-C06 (15)
A-980
1/2" = 1'-0"

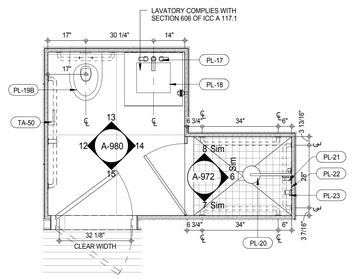

PLAN DETAIL - TERTIARY BATHROOM - TB-C06 (11)
A-213
1/2" = 1'-0"

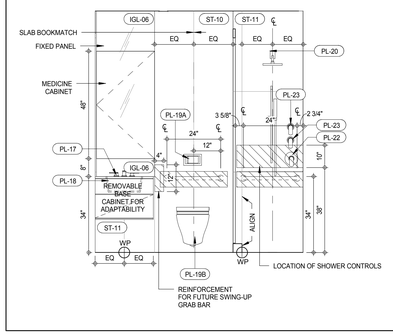

INTERIOR ELEV. - TERTIARY BATHROOM - TB-C05 (7)
A-980
1/2" = 1'-0"

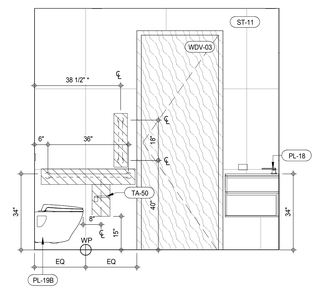

INTERIOR ELEV. - TERTIARY BATHROOM - TB-C04 (3)
A-980
1/2" = 1'-0"

KEYNOTE LEGEND:

TAG #	DESCRIPTION
IGL-03	CLEAR, LOW IRON GLASS
IGL-06	CLEAR GLASS, SILVER MIRROR
PL-17	ST-LAVATORY FAUCET
PL-18	ST-UNDERMOUNTED SINK
PL-19A	ST-IN-WALL TANK SYSTEM
PL-19B	ST-WALL MOUNTED TOILET
PL-20	ST-SHOWER HEAD WITH ARM
PL-21	ST-HANDSHOWER ON SLIDE BAR
PL-22	ST-THERMOSTATIC CONTROL VALVE
PL-23	ST-VOLUME CONTROL VALVE
ST-04	STONE SLAB - POLISHED
ST-10	STONE SLAB - POLISHED
ST-11	STONE TILE - POLISHED
TA-50	ST-TOILET PAPER HOLDER RESIDENTIAL
TA-52	POLISHED CHROME TOWEL BAR
WDV-02	WOOD VENEER (MILLWORK)
WDV-03	WOOD VENEER WALL PANEL

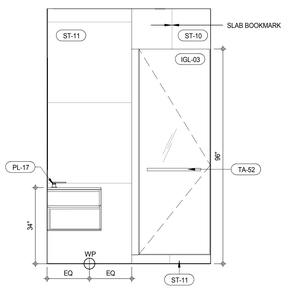

INTERIOR ELEV. - TERTIARY BATHROOM - TB-C06 (14)
A-980
1/2" = 1'-0"

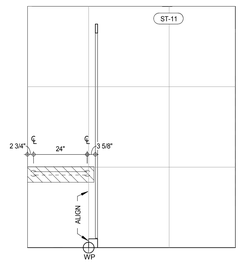

INTERIOR ELEV. - TERTIARY BATHROOM - TB-C05 (10)
A-980
1/2" = 1'-0"

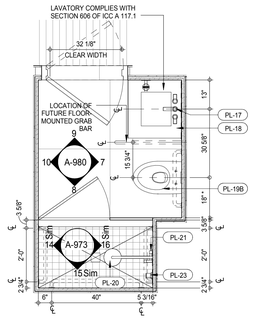

PLAN DETAIL - TERTIARY BATHROOM - TB-C05 (6)
A-212
1/2" = 1'-0"

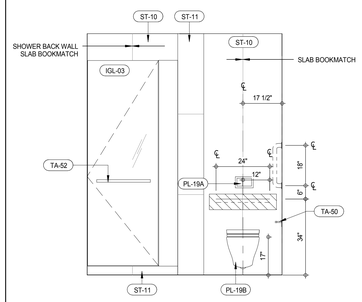

INTERIOR ELEV. - TERTIARY BATHROOM - TB-C04 (2)
A-980
1/2" = 1'-0"

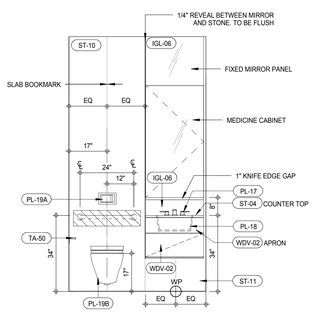

INTERIOR ELEV. - TERTIARY BATHROOM - TB-C06 (13)
A-980
1/2" = 1'-0"

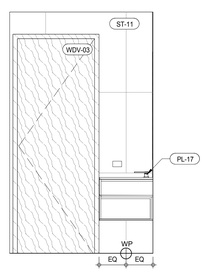

INTERIOR ELEV. - TERTIARY BATHROOM - TB-C05 (9)
A-980
1/2" = 1'-0"

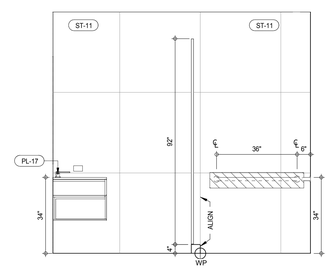

INTERIOR ELEV. - TERTIARY BATHROOM - TB-C04 (5)
A-980
1/2" = 1'-0"

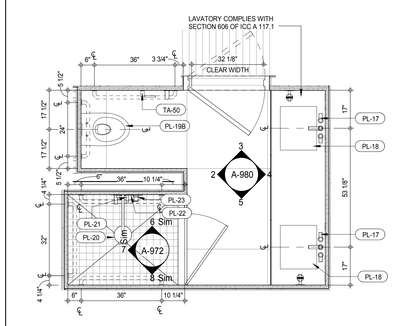

PLAN DETAIL - TERTIARY BATHROOM - TB-C04 (1)
A-212
1/2" = 1'-0"

NOTE:
REFER TO 7/A-961 FOR TYPICAL GRAB BAR REINFORCING DIMENSIONS



KEY PLAN:

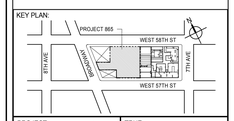

PROJECT NORTH:

TRUE NORTH

DEVELOPER:
EXTELL DEVELOPMENT COMPANY
805 THIRD AVENUE, 7TH FLOOR
New York, NY 10022 USA
TEL: 212 712 6000 FAX: 212 712 6100

DESIGN ARCHITECT: Base Building Shell & Core
ADRIAN SMITH + GORDON GILL ARCHITECTURE
111 WEST MONROE STREET SUITE 2300
CHICAGO IL 60603
TEL: 312 920 1888 FAX: 312 920 1775

INTERIOR DESIGNER: Residential
Rottet Architecture and Design Studio, PLLC
298 Fifth Ave, 7th Floor
New York, NY 10001
TEL: 646 998 7000 FAX:

ARCHITECT OF RECORD: Base Building Shell, Core, & Residential
AAI ARCHITECTS, P.C.
401 Wellington St. W., 3rd Floor
Toronto, ON M5V 1E7 Canada
TEL: 416 967 1500 FAX: 416 967 7150

STRUCTURAL ENGINEERS:
WSP CANTOR SEINUK
228 EAST 45th Street
New York, NY 10017 USA
TEL: 212 687 9888 FAX: 646 487 5501

MEP ENGINEERS:
AKF GROUP
165 Broadway, 22nd Floor
New York, NY 10006 USA
TEL: 212 354 5656 FAX: 212 354 5668

GEOTECHNICAL ENGINEERS:
Langan Engineering & Environmental Services
21 Penn Plaza - 360 West 31st Street, 8th Floor
New York, NY 10001-2727
TEL: 212 479 5400 FAX: 212 479 5444

CODE CONSULTANTS:
Construction Consulting Associates
100 Church Street
New York, NY 10007
TEL: 212 385 1818 FAX: 212 385 1911

CURTAINWALL CONSULTANT:
AJLP Consulting
40 Worth Street. Suite 826
New York, NY 10013
TEL: 212 757 5659 FAX: 646 219 8508

LANDMARK/PRESERVATION CONSULTANT:
Jan Hird Pokorny Associates, Inc.
39 West 37th Street, 12A
New York, NY 10018
TEL: 212 759 6462 FAX: 212 759 6540

No.	DESCRIPTION	DATE
1	D.O.B. SUBMISSION	18 FEB 15
2	CD PROGRESS ISSUE 3	09 MAR 15
	D.O.B. SUBMISSION	27 APR 15
3	CD PROGRESS ISSUE 4	01 JUN 15
4	CD PROGRESS ISSUE 5	10 AUG 15
	D.O.B. AMENDMENT 2	21 SEP 15

/ISSUED AS: AI.928 - CD PROGRESS ISSUE 3 - 09 MAR 15/

NOT FOR BID/CONSTRUCTION

Discrepancies must be reported immediately to the Architect before proceeding. Only figured dimensions are to be used. Contractors must check all dimensions on site. This drawing is protected by copyright.

ALL DIMENSIONS ARE SHOWN IN IMPERIAL.

CONSULTANT:
AAI ARCHITECTS, P.C.

PROJECT:
217 WEST 57TH STREET
NEW YORK, NY

DRAWING TITLE:
ADAPTABLE BATHROOMS
TB-C04,TB-C05,TB-C06

SEAL & SIGNATURE:
REGISTERED ARCHITECT MICHAEL DAVID JANSSEN AA 029881 STATE OF NEW YORK

DATE:	05 DEC 14
PROJECT No:	1216-00
DRAWN: Author	REV: 4
CHK: Checker	
SCALE: As indicated	
DWG No:	A-980.01
DOB PAGE No:	536 of 569

DOB EMPLOYEE STAMP:
DOB B-SCAN:

36" x 48" Arch E SHEET SIZE
FILE NAME: C:\Revit Local Files\EXTELL-865-AAI-TVSR-CNF_Jsellstrom.rvt
PLOT DATE: 6/22/2015 3:12:27 PM

36" x 48" Arch E -SHEET SIZE

DEPT OF BLDGS 121328205 Job Number
ES941648863 Scan Code

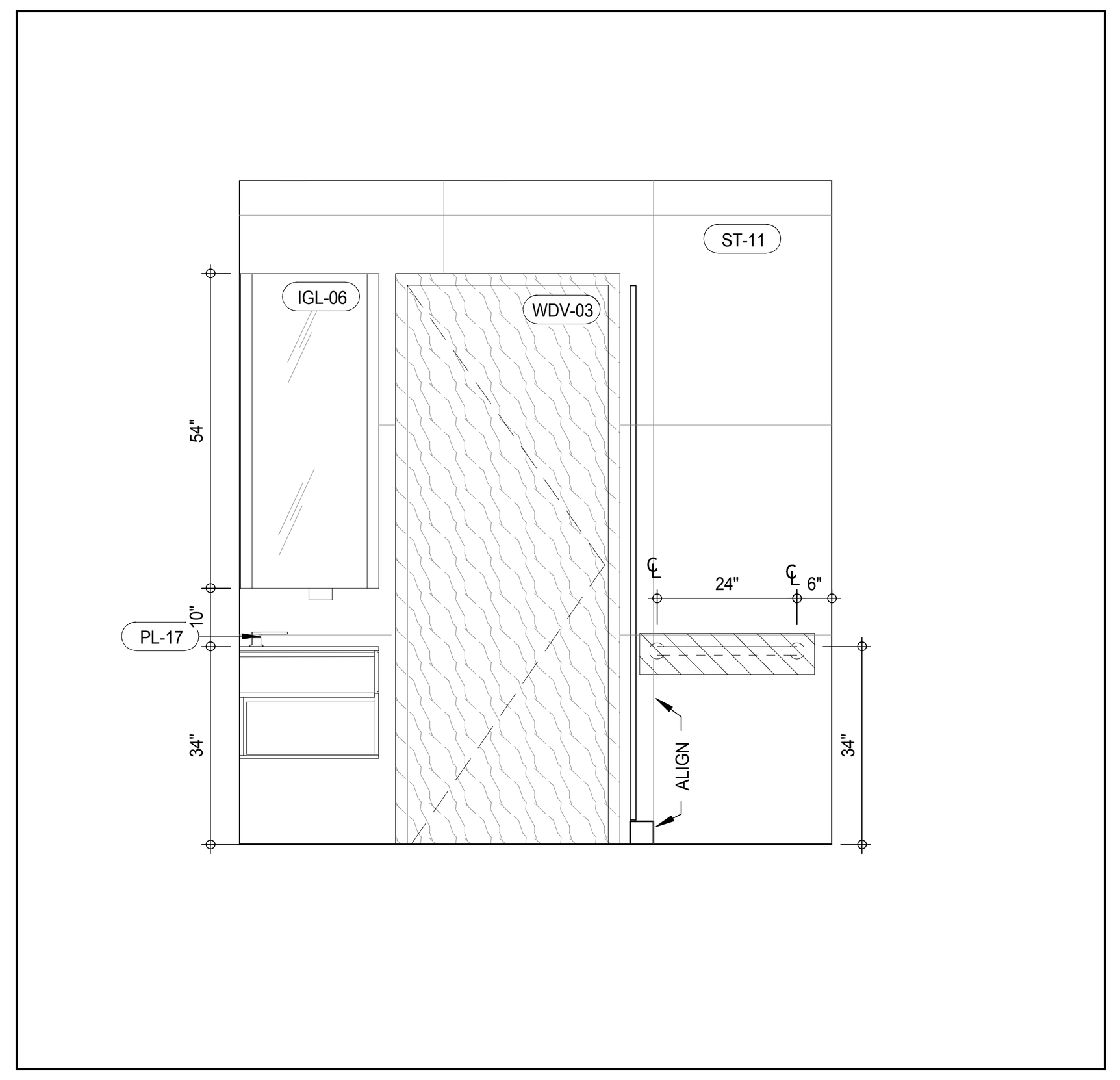

INTERIOR ELEV. - TERTIARY BATHROOM - TB-C09 (12)
A-981
1/2" = 1'-0"

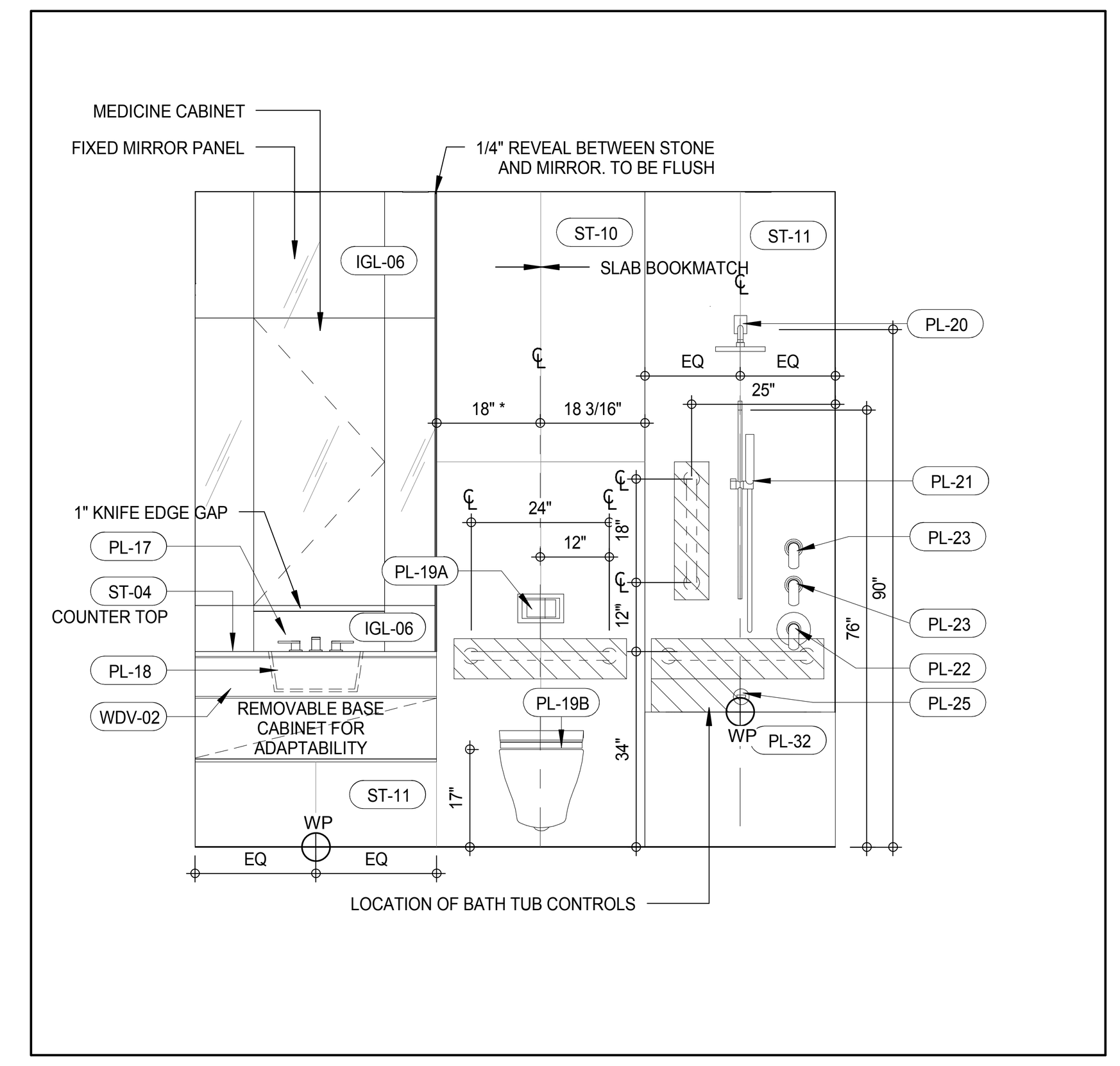

INTERIOR ELEV. - TERTIARY BATHROOM - TB-C08 (8)
A-981
1/2" = 1'-0"

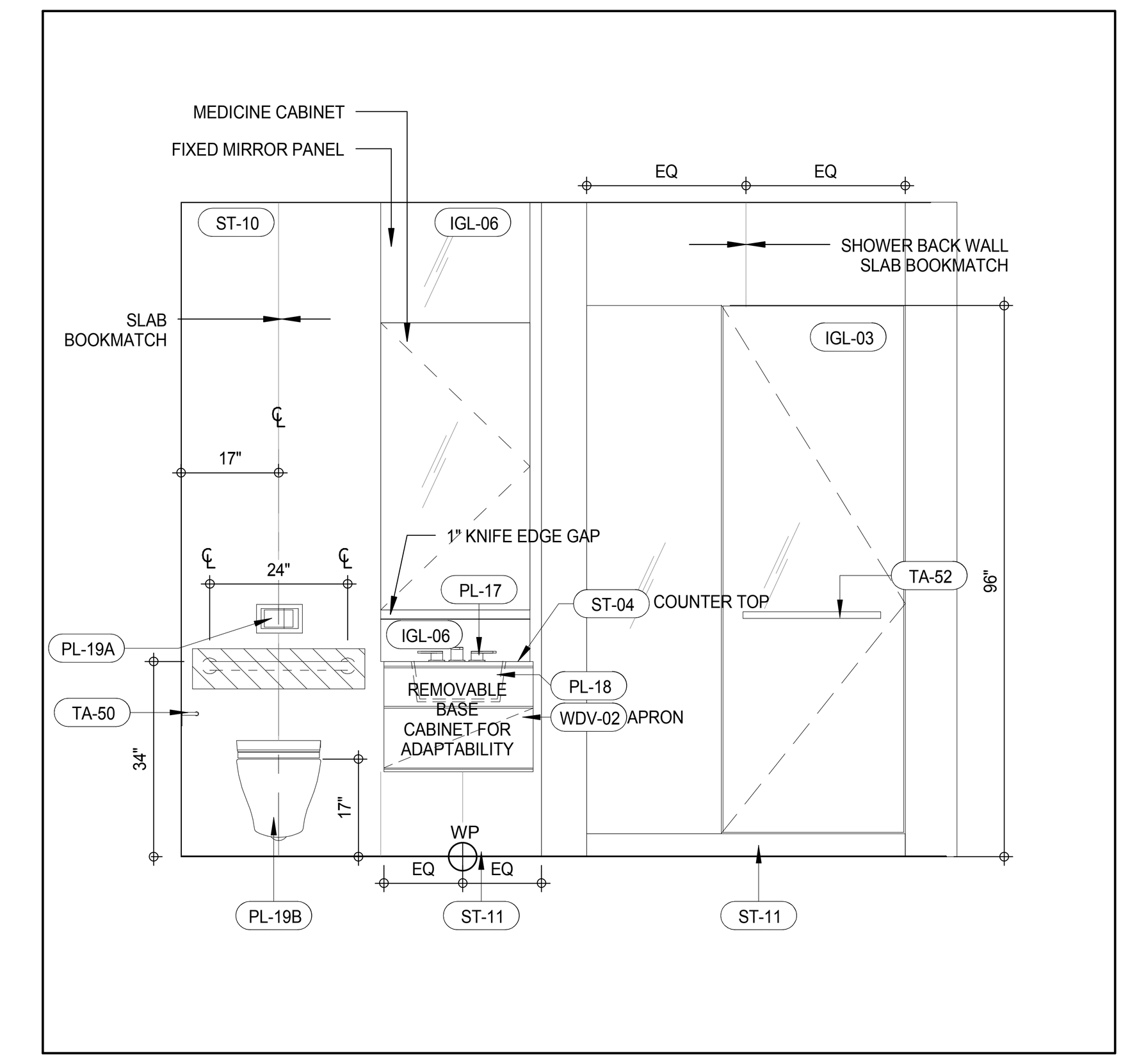

INTERIOR ELEV. - TERTIARY BATHROOM - TB-C07 (4)
A-981
1/2" = 1'-0"

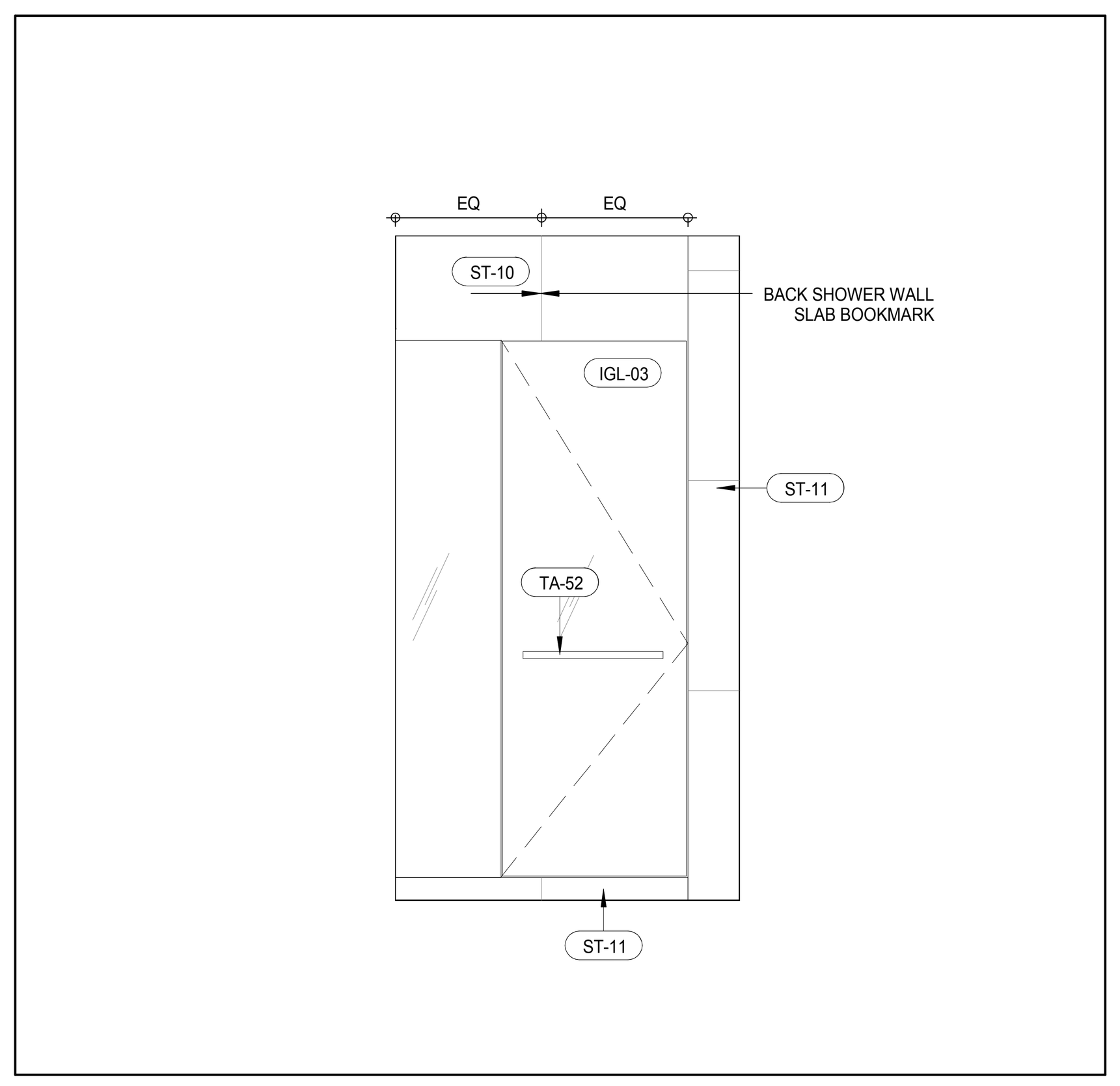

INTERIOR ELEV. - TERTIARY BATHROOM - TB-C09 (15)
A-981
1/2" = 1'-0"

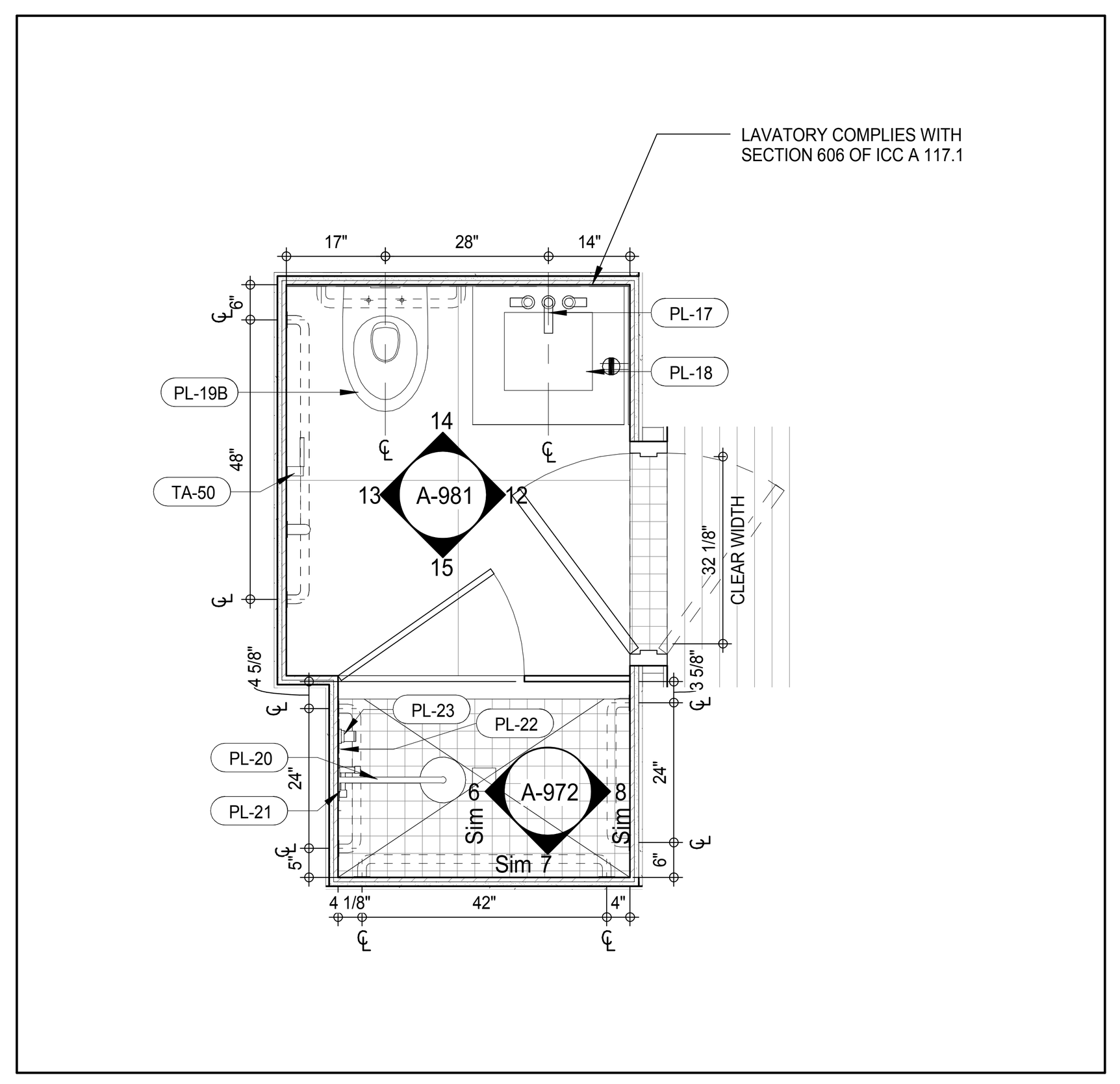

PLAN DETAIL - TERTIARY BATHROOM - TB-C09 (11)
A-213
1/2" = 1'-0"

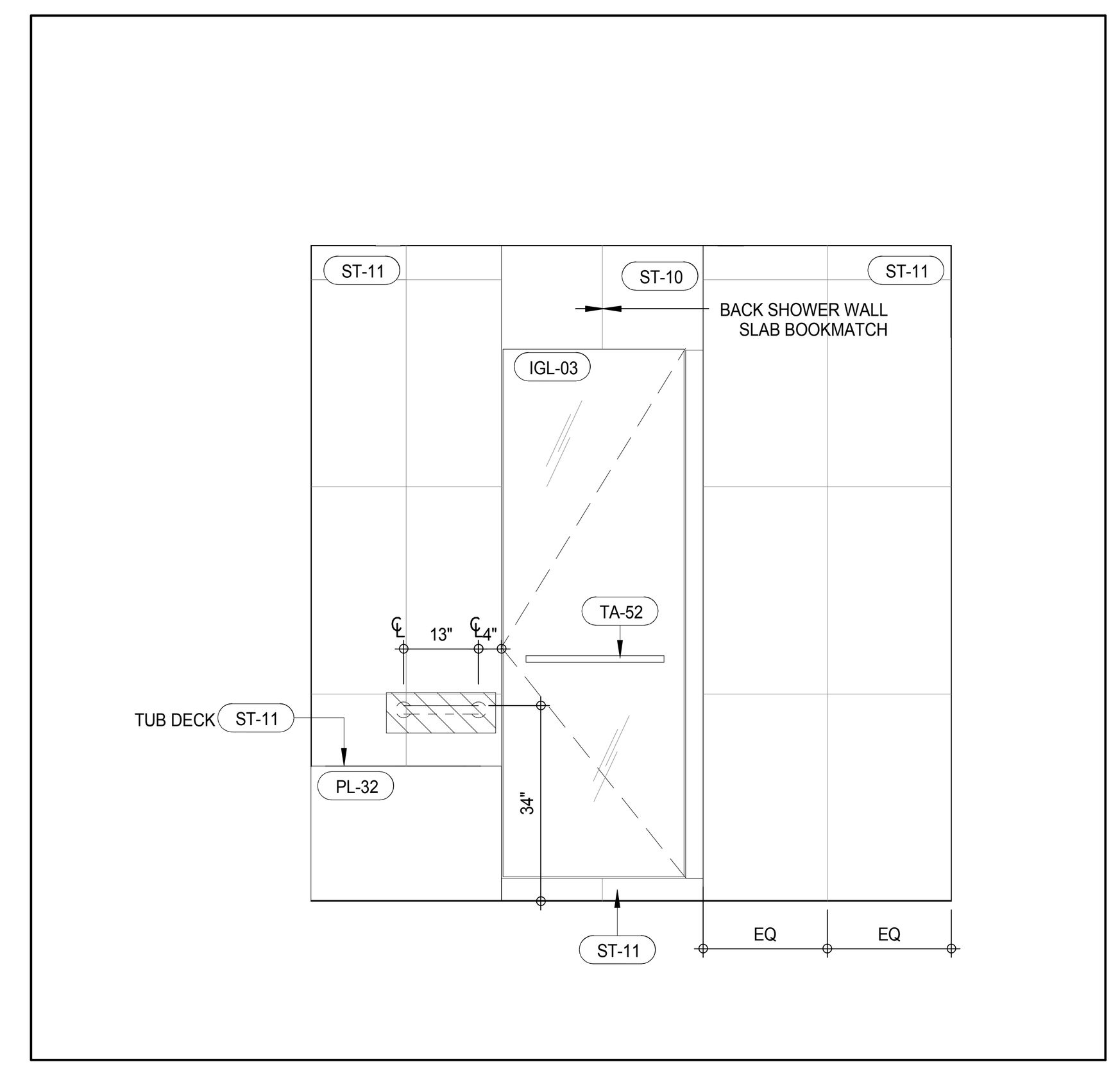

INTERIOR ELEV. - TERTIARY BATHROOM - TB-C08 (7)
A-981
1/2" = 1'-0"

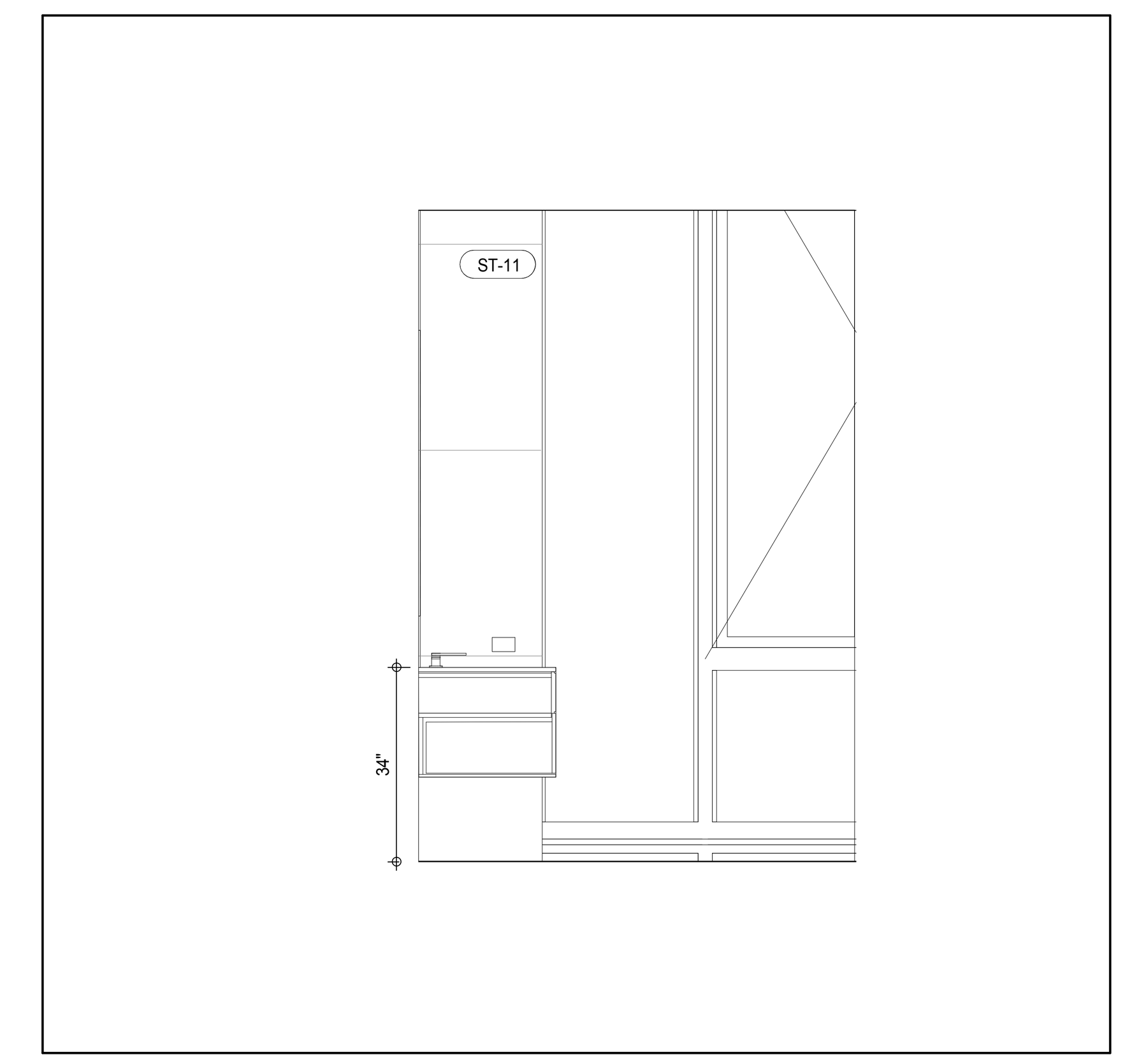

INTERIOR ELEV. - TERTIARY BATHROOM - TB-C07 (3)
A-981
1/2" = 1'-0"

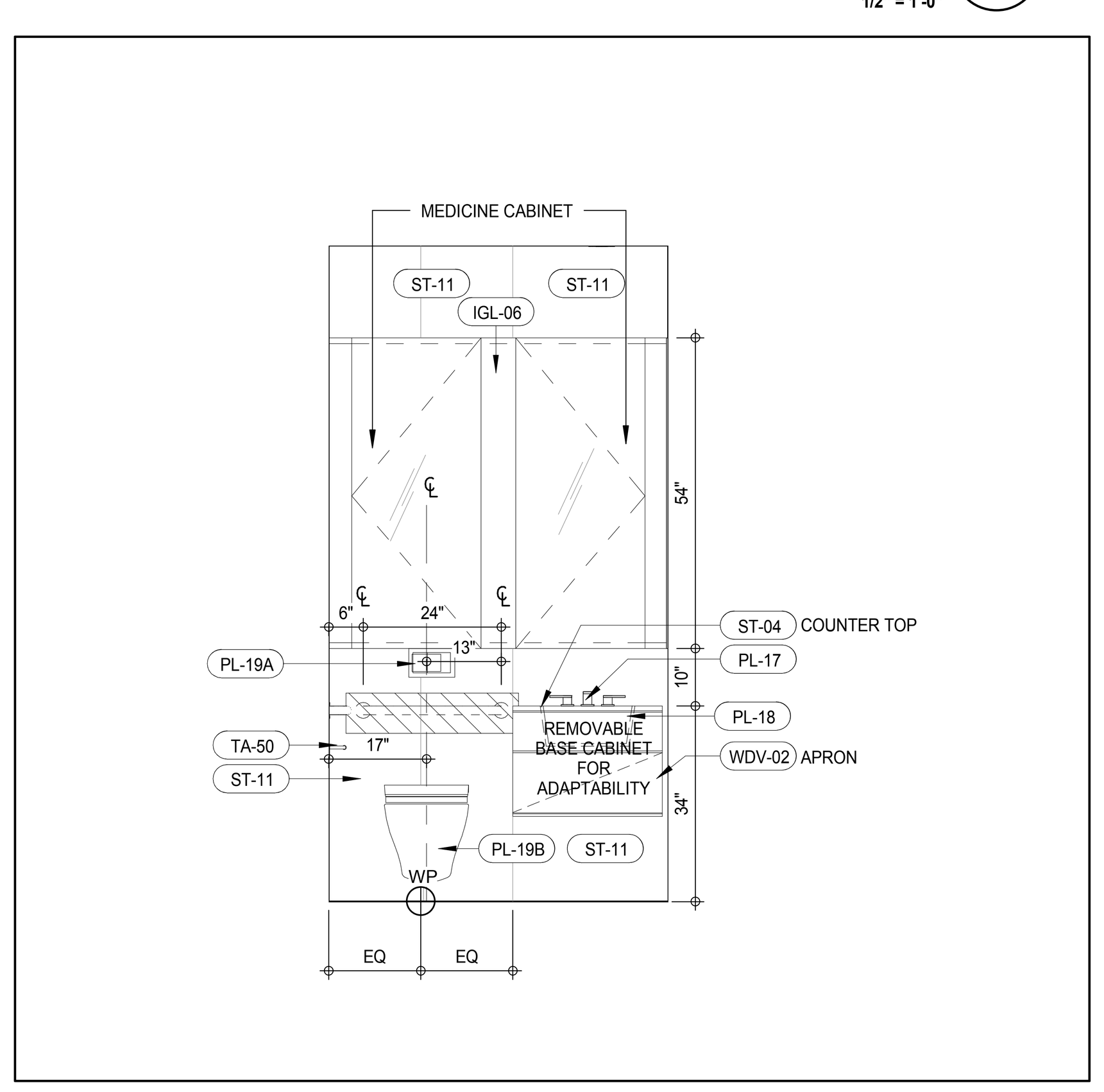

INTERIOR ELEV. - TERTIARY BATHROOM - TB-C09 (14)
A-981
1/2" = 1'-0"

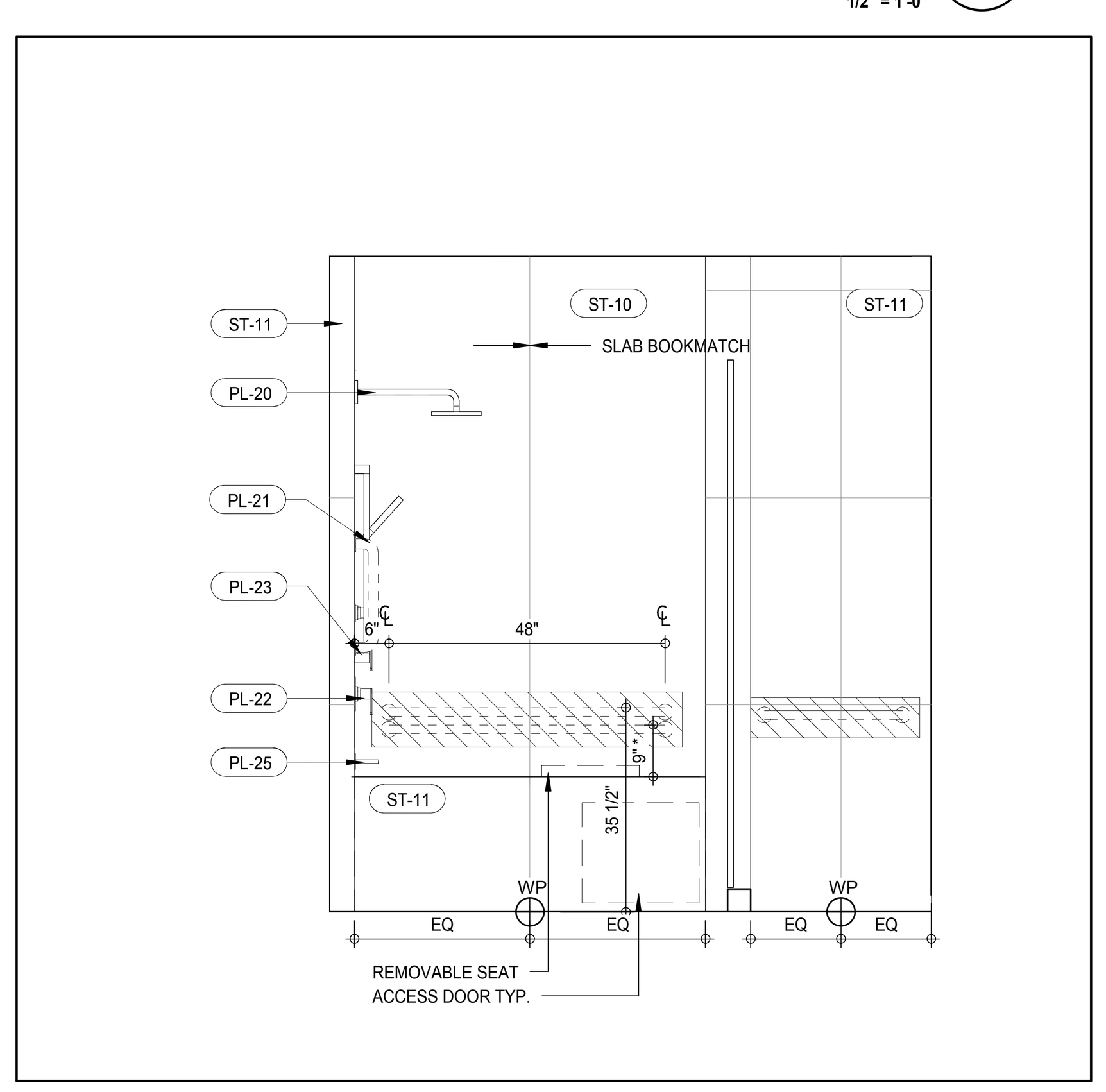

INTERIOR ELEV. - TERTIARY BATHROOM - TB-C08 (10)
A-981
1/2" = 1'-0"

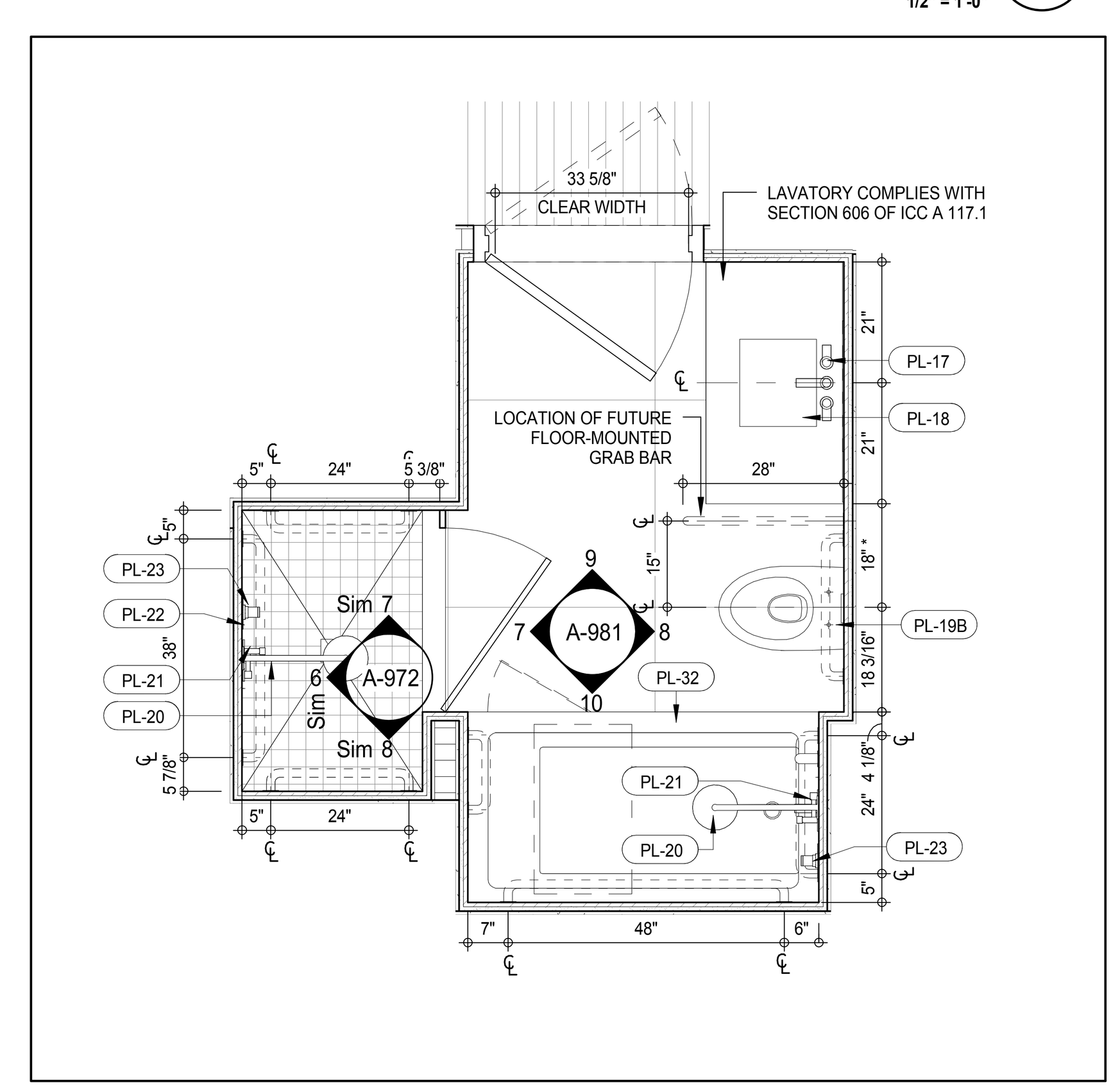

PLAN DETAIL - TERTIARY BATHROOM - TB-C08 (6)
A-214
1/2" = 1'-0"

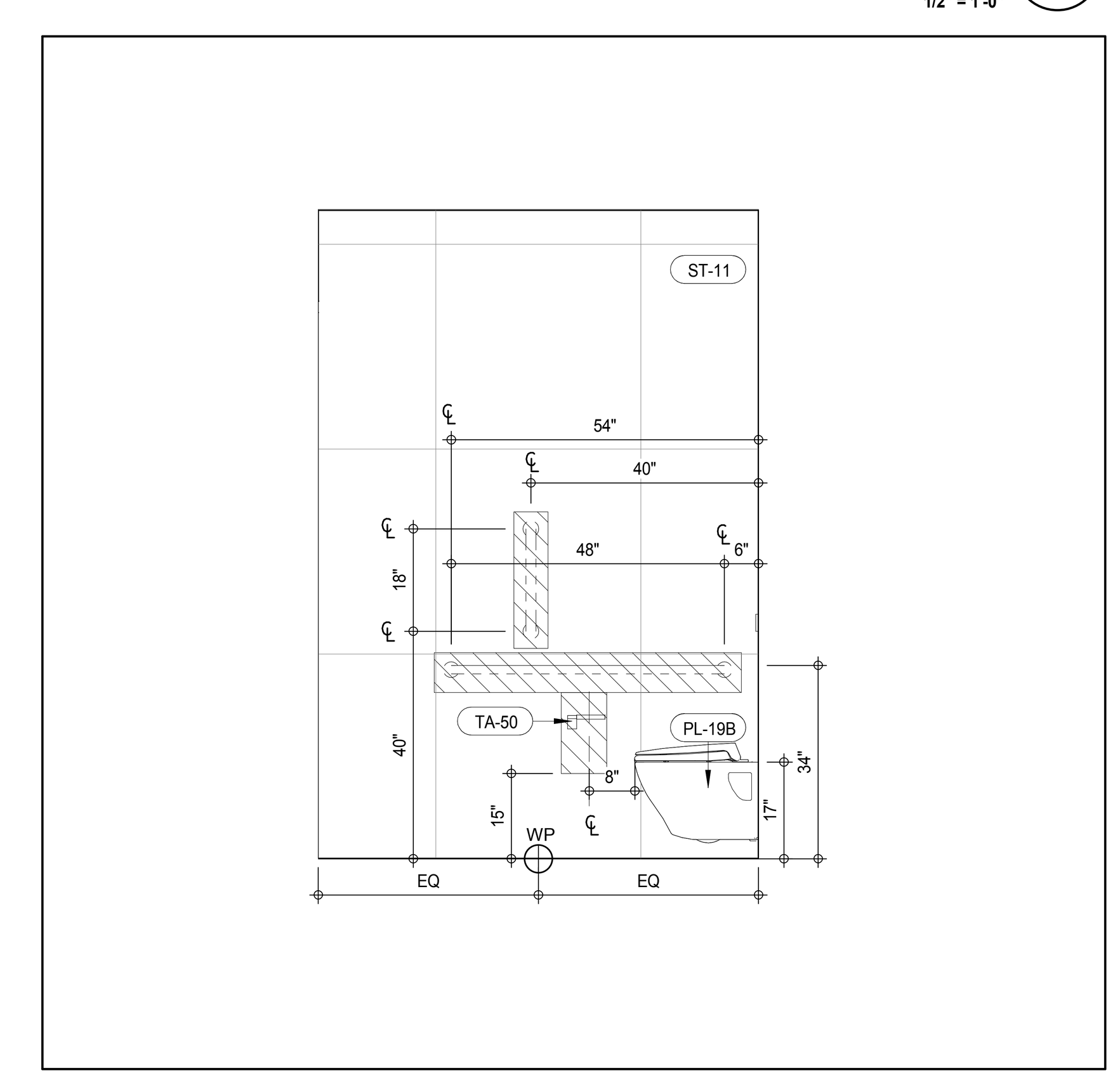

INTERIOR ELEV. - TERTIARY BATHROOM - TB-C07 (2)
A-981
1/2" = 1'-0"

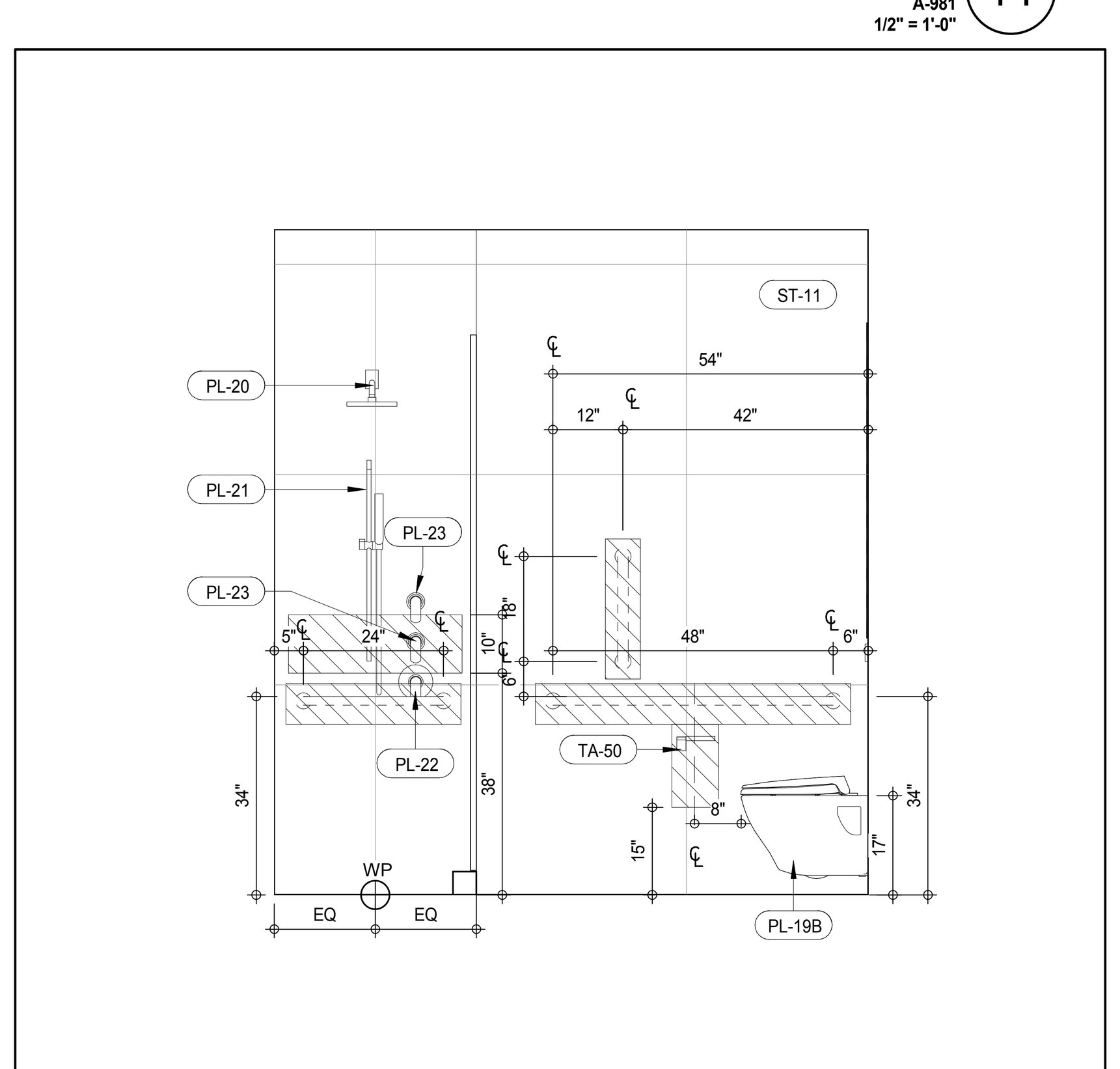

INTERIOR ELEV. - TERTIARY BATHROOM - TB-C09 (13)
A-981
1/2" = 1'-0"

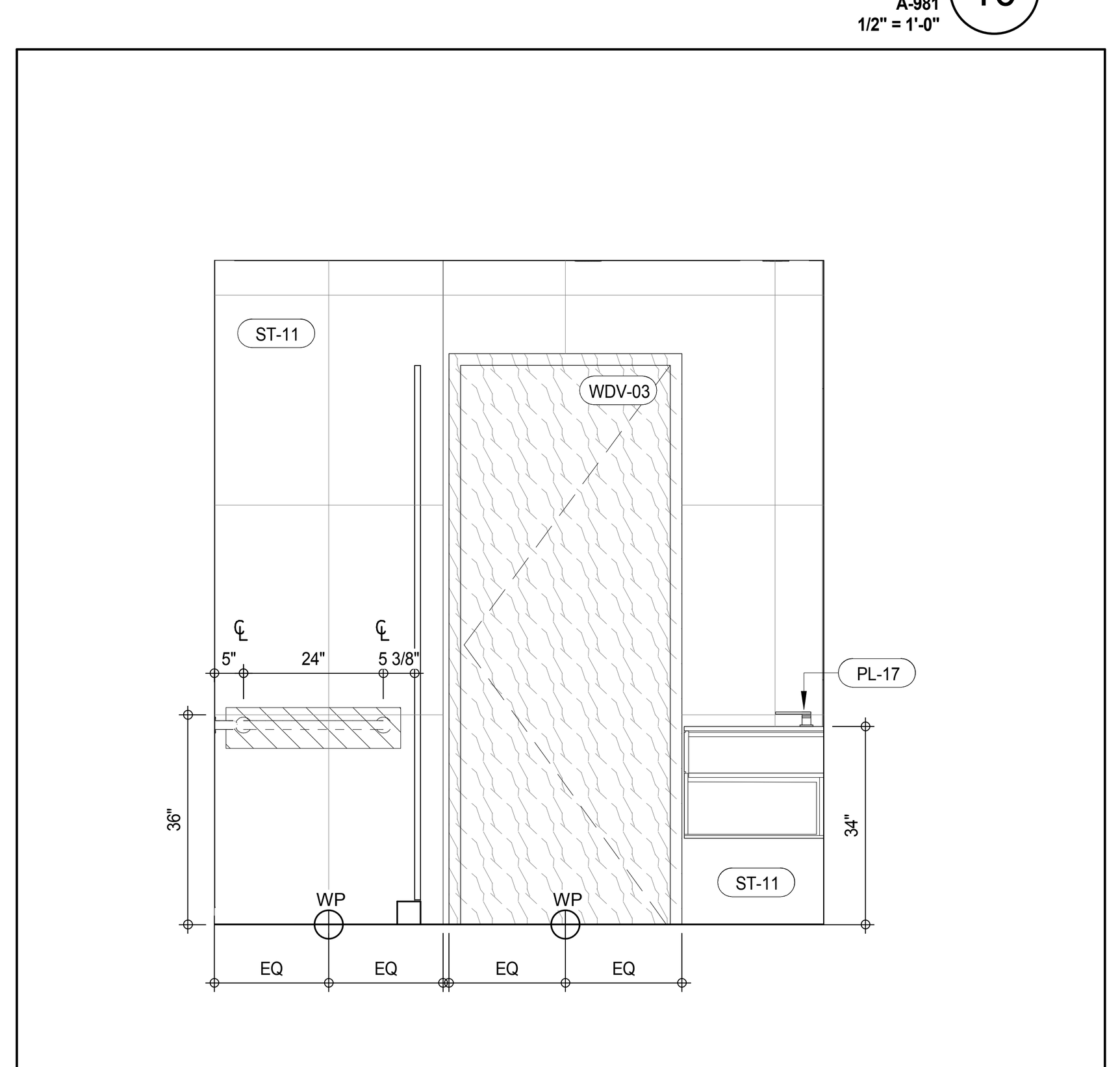

INTERIOR ELEV. - TERTIARY BATHROOM - TB-C08 (9)
A-981
1/2" = 1'-0"

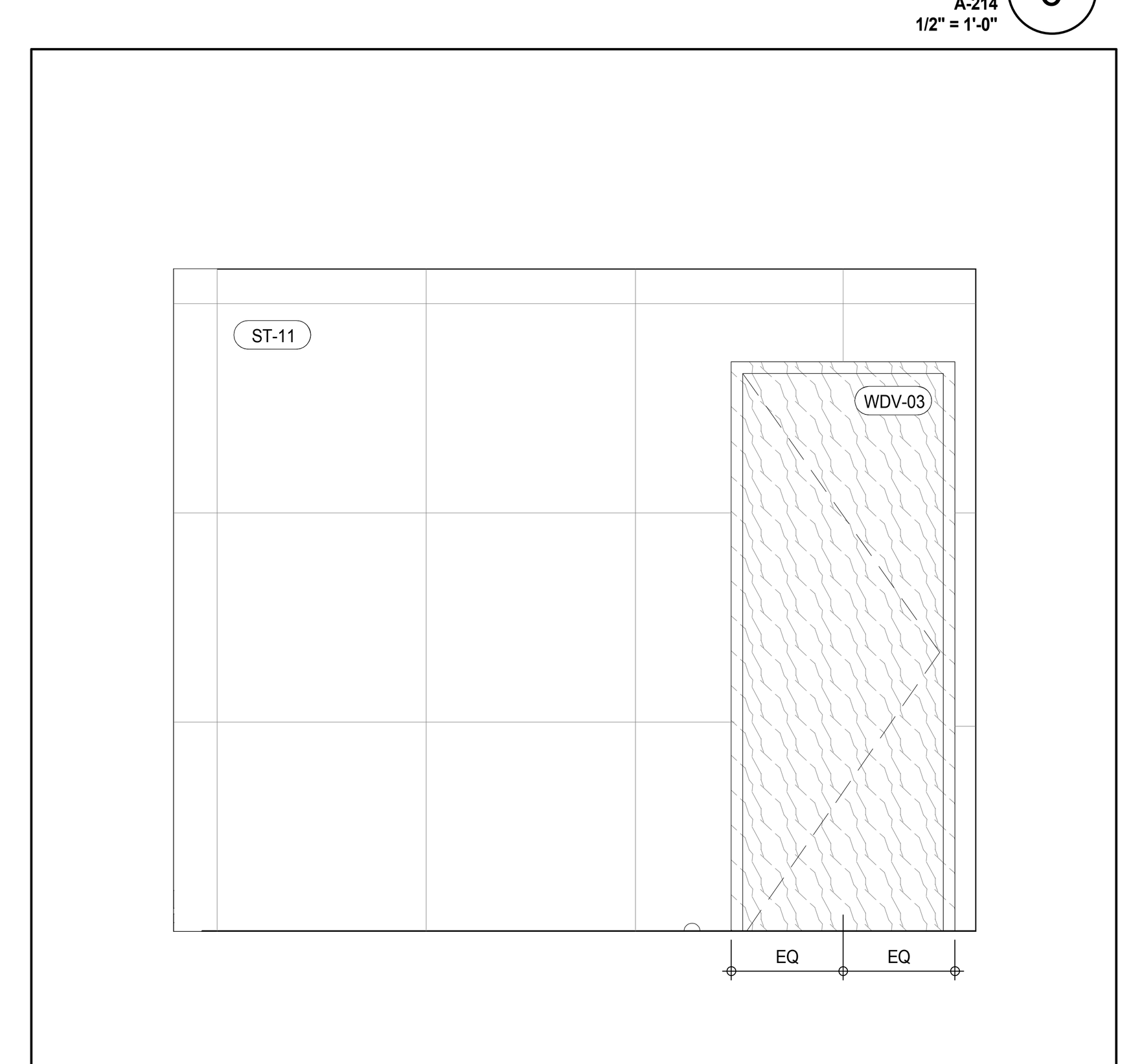

INTERIOR ELEV. - TERTIARY BATHROOM - TB-C07 (5)
A-981
1/2" = 1'-0"

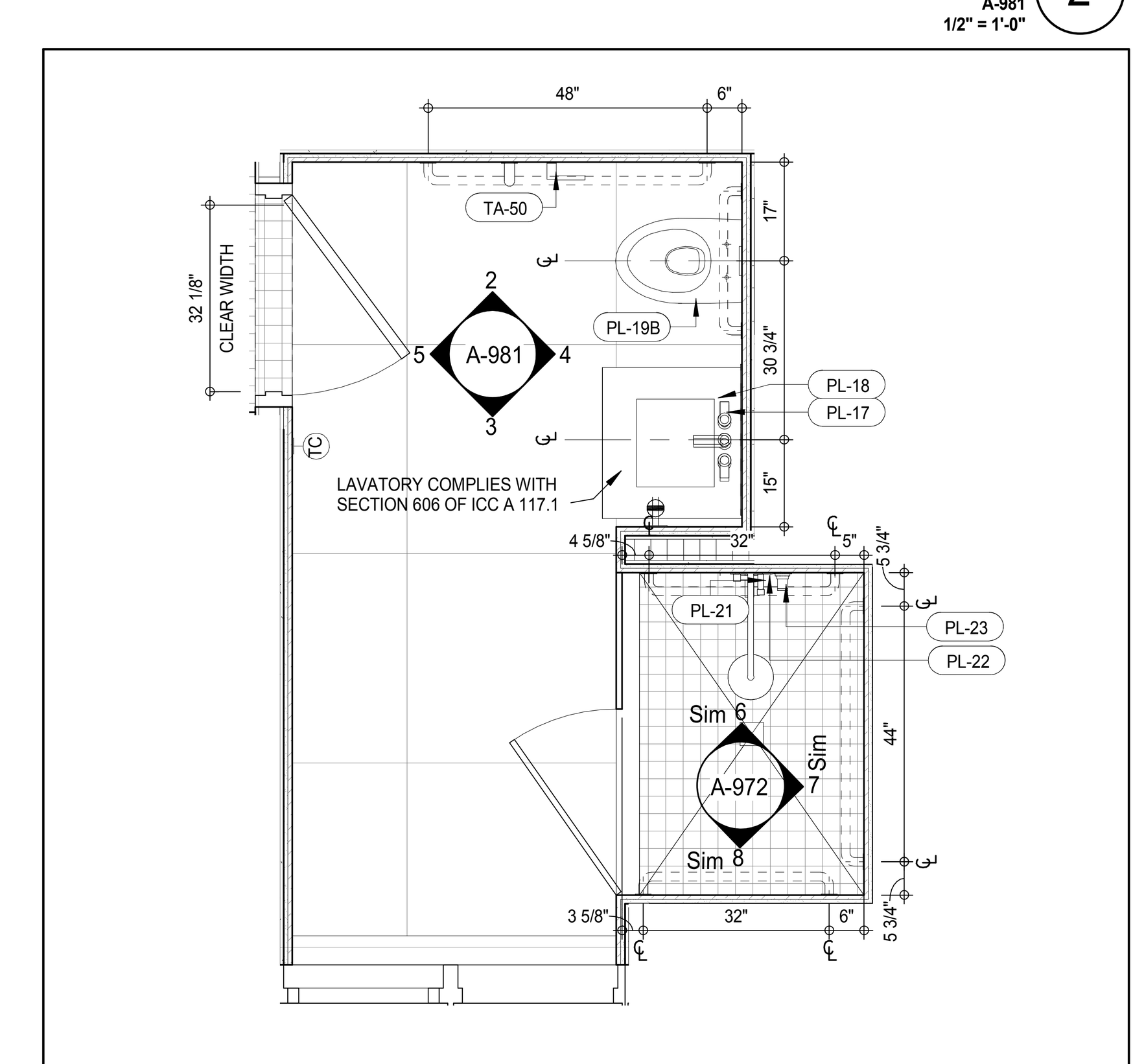

PLAN DETAIL - TERTIARY BATHROOM - TB-C07 (1)
A-202
1/2" = 1'-0"

MATERIAL LEGEND

MATERIAL TAG	DESCRIPTION
ACT-01	ACOUSTIC CEILING TILE
CP-01	CARPET TILE 24"x24"
CT-03	CERAMIC WALL TILE
CT-04	CERAMIC FLOOR TILE
FRP	FIBERGLASS REINFORCES PLASTIC WALL PANEL
GB	GYPSUM BOARD CEILING
PT-06	PAINT
RB-01	RUBBER BASE
RF-01	RESINOUS FLOORING - LIGHT DUTY
RF-02	RESINOUS FLOORING - MEDIUM DUTY FOR CHEMICAL RESISTANCE
RF-03	RESINOUS FLOORING - MEDIUM DUTY
RF-04	RESINOUS FLOORING - MEDIUM DUTY
RF-05	RESINOUS FLOORING - SECONDARY CONTAINMENT
TR-01	TRANSITION STRIP
VCT-01	VINYL COMPOSITION TILE
VCT-02	VINYL COMPOSITION TILE - STATIC DISSIPATIVE

*NO TOLERANCE PERMITTED, DIMENSION SHOWN TO BE EXACT

KEYNOTE LEGEND:

TAG #	DESCRIPTION
IGL-03	CLEAR, LOW IRON GLASS
IGL-06	CLEAR GLASS, SILVER MIRROR
PL-17	ST-LAVATORY FAUCET
PL-18	ST-UNDERMOUNTED SINK
PL-19A	ST-IN-WALL TANK SYSTEM
PL-19B	ST-WALL MOUNTED TOILET
PL-20	ST-SHOWER HEAD WITH ARM
PL-21	ST-HANDSHOWER ON SLIDE BAR
PL-22	ST-THERMOSTATIC CONTROL VALVE
PL-23	ST-VOLUME CONTROL VALVE
PL-25	ST-WALL TUB SPOUT
PL-32	ST-UNDERMOUNTED BATH TUB
ST-04	STONE SLAB - POLISHED
ST-10	STONE SLAB - POLISHED
ST-11	STONE TILE - POLISHED
TA-50	ST-TOILET PAPER HOLDER RESIDENTIAL
TA-52	POLISHED CHROME TOWEL BAR
WDV-02	WOOD VENEER (MILLWORK)
WDV-03	WOOD VENEER WALL PANEL

NOTE:
REFER TO 7/A-961 FOR TYPICAL GRAB BAR REINFORCING DIMENSIONS

/ISSUED AS: AI-929 - CD PROGRESS ISSUE 3 - 09 MAR 15/

KEY PLAN:

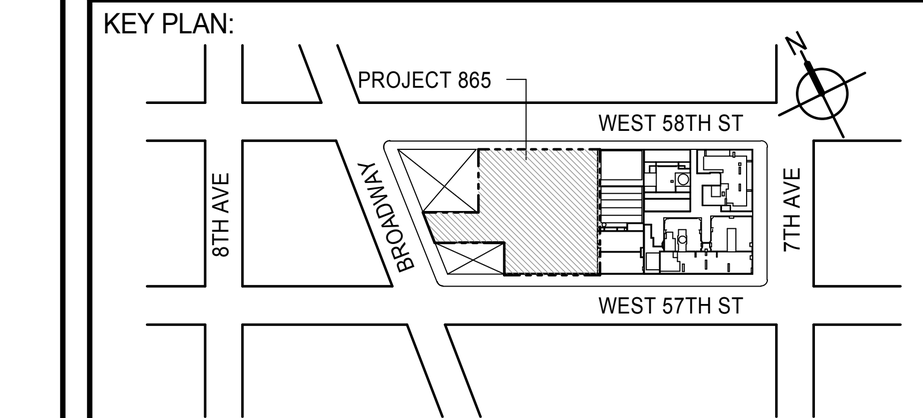

PROJECT NORTH

TRUE NORTH

DEVELOPER:
EXTELL DEVELOPMENT COMPANY
805 THIRD AVENUE, 7TH FLOOR
New York, NY 10022 USA
TEL: 212 712 6000 FAX: 212 712 6100

DESIGN ARCHITECT: Base Building Shell & Core
ADRIAN SMITH + GORDON GILL ARCHITECTURE
111 WEST MONROE STREET SUITE 2300
CHICAGO IL 60603
TEL: 312 920 1888 FAX: 312 920 1775

INTERIOR DESIGNER: Residential
Rottet Architecture and Design Studio, PLLC
298 Fifth Ave, 7th Floor
New York, NY 10001
TEL: 646 998 7000 FAX:

ARCHITECT OF RECORD: Base Building Shell, Core, & Residential
AAI ARCHITECTS, P.C.
401 Wellington St. W., 3rd Floor
Toronto, ON M5V 1E7 Canada
TEL: 416 967 1500 FAX: 416 967 7150

STRUCTURAL ENGINEERS:
WSP CANTOR SEINUK
228 EAST 45th Street
New York, NY 10017 USA
TEL: 212 687 9888 FAX: 646 487 5501

MEP ENGINEERS:
AKF GROUP
165 Broadway, 22nd Floor
New York, NY 10006 USA
TEL: 212 354 5656 FAX: 212 354 5668

GEOTECHNICAL ENGINEERS:
Langan Engineering & Environmental Services
21 Penn Plaza - 360 West 31st Street, 8th Floor
New York, NY 10001-2727
TEL: 212 479 5400 FAX: 212 479 5444

CODE CONSULTANTS:
Construction Consulting Associates
100 Church Street
New York, NY 10007
TEL: 212 385 1818 FAX: 212 385 1911

CURTAINWALL CONSULTANT:
AJLP Consulting
40 Worth Street. Suite 826
New York, NY 10013
TEL: 212 757 5659 FAX: 646 219 8508

LANDMARK/PRESERVATION CONSULTANT:
Jan Hird Pokorny Associates, Inc.
39 West 37th Street, 12A
New York, NY 10018
TEL: 212 759 6462 FAX: 212 759 6540

No.	DESCRIPTION	DATE
1	D.O.B. SUBMISSION	18 FEB 15
2	CD PROGRESS ISSUE 3	09 MAR 15
	D.O.B. SUBMISSION	27 APR 15
3	CD PROGRESS ISSUE 4	01 JUN 15
4	CD PROGRESS ISSUE 5	10 AUG 15
	D.O.B. AMENDMENT 2	21 SEP 15

NOT FOR BID/CONSTRUCTION

Discrepancies must be reported immediately to the Architect before proceeding. Only figured dimensions are to be used. Contractors must check all dimensions on site. This drawing is protected by copyright.

ALL DIMENSIONS ARE SHOWN IN IMPERIAL.

CONSULTANT:
AAI ARCHITECTS, P.C.

PROJECT:
217 WEST 57TH STREET
NEW YORK, NY

DRAWING TITLE:
ADAPTABLE BATHROOMS
TB-C07,TB-C08,TB-C09

SEAL & SIGNATURE:
REGISTERED ARCHITECT WIEPKE DAVID JANSEN No. 028881 STATE OF NEW YORK

DATE:	05 DEC 14
PROJECT No:	1216-00
DRAWN: Author	REV: 4
CHK: Checker	
SCALE: As indicated	
DWG No:	**A-981.01**
DOB PAGE No:	537 of 569

DOB EMPLOYEE STAMP:
DOB B-SCAN:

FILE NAME: C:\Revit Local Files\EXTELL-865-AAI-TWR-CNF_hadlarim.rvt
PLOT DATE: 9/22/2015 1:32:13 PM

DEPT OF BLDGS 421263826 Job Number
E309128777X Scan Code

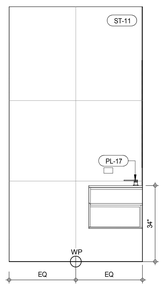

INTERIOR ELEV. - TERTIARY BATHROOM - TB-C11 (12)
A-982
1/2" = 1'-0"

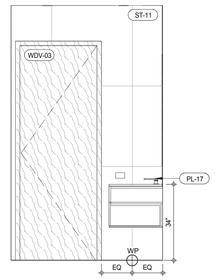

INTERIOR ELEV. - TERTIARY BATHROOM - TB-C05B (8)
A-982
1/2" = 1'-0"

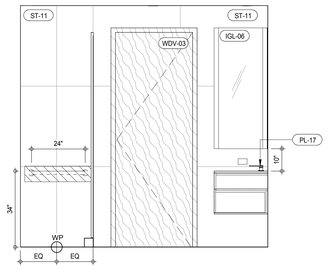

INTERIOR ELEV. - TERTIARY BATHROOM - TB-C10 (4)
A-982
1/2" = 1'-0"

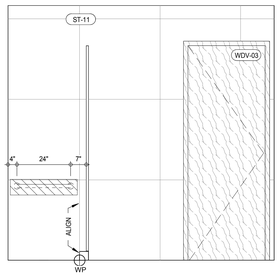

INTERIOR ELEV. - TERTIARY BATHROOM - TB-C11 (15)
A-982
1/2" = 1'-0"

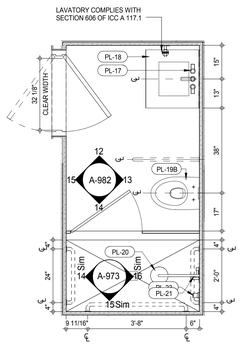

PLAN DETAIL - TERTIARY BATHROOM - TB-C11 (11)
A-202
1/2" = 1'-0"

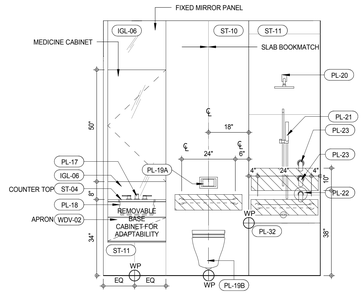

INTERIOR ELEV. - TERTIARY BATHROOM - TB-C05B (7)
A-982
1/2" = 1'-0"

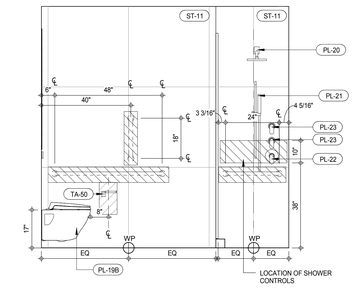

INTERIOR ELEV. - TERTIARY BATHROOM - TB-C10 (3)
A-982
1/2" = 1'-0"

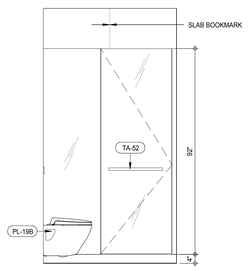

INTERIOR ELEV. - TERTIARY BATHROOM - TB-C11 (14)
A-982
1/2" = 1'-0"

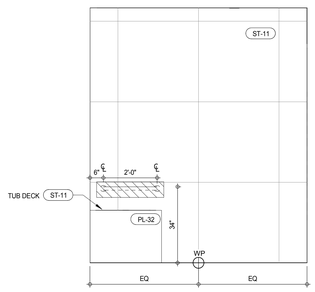

INTERIOR ELEV. - TERTIARY BATHROOM - TB-C05B (10)
A-982
1/2" = 1'-0"

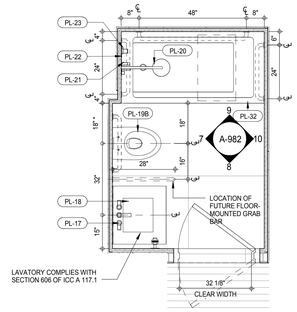

PLAN DETAIL - TERTIARY BATHROOM - TB-C05B (6)
A-211
1/2" = 1'-0"

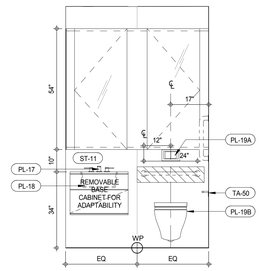

INTERIOR ELEV. - TERTIARY BATHROOM - TB-C10 (2)
A-982
1/2" = 1'-0"

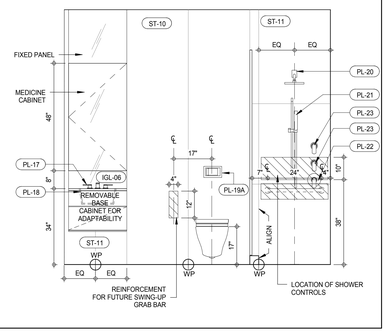

INTERIOR ELEV. - TERTIARY BATHROOM - TB-C11 (13)
A-982
1/2" = 1'-0"

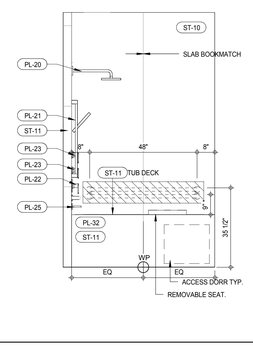

INTERIOR ELEV. - TERTIARY BATHROOM - TB-C05B (9)
A-982
1/2" = 1'-0"

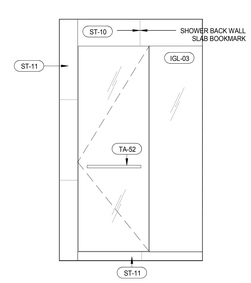

INTERIOR ELEV. - TERTIARY BATHROOM - TB-C10 (5)
A-982
1/2" = 1'-0"

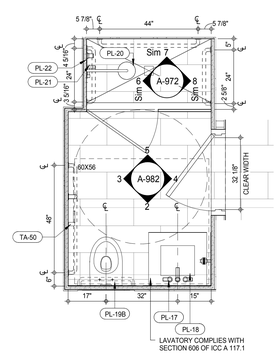

PLAN DETAIL - TERTIARY BATHROOM - TB-C10 (1)
A-202
1/2" = 1'-0"

MATERIAL LEGEND

MATERIAL TAG	DESCRIPTION
ACT-01	ACOUSTIC CEILING TILE
CP-01	CARPET TILE 24"x24"
CT-03	CERAMIC WALL TILE
CT-04	CERAMIC FLOOR TILE
FRP	FIBERGLASS REINFORCES PLASTIC WALL PANEL
GB	GYPSUM BOARD CEILING
PT-06	PAINT
RB-01	RUBBER BASE
RF-01	RESINOUS FLOORING - LIGHT DUTY
RF-02	RESINOUS FLOORING - MEDIUM DUTY FOR CHEMICAL RESISTANCE
RF-03	RESINOUS FLOORING - MEDIUM DUTY
RF-04	RESINOUS FLOORING - MEDIUM DUTY
RF-05	RESINOUS FLOORING - SECONDARY CONTAINMENT
TR-01	TRANSITION STRIP
VCT-01	VINYL COMPOSITION TILE
VCT-02	VINYL COMPOSITION TILE - STATIC DISSIPATIVE

*NO TOLERANCE PERMITTED, DIMENSION SHOWN TO BE EXACT

KEYNOTE LEGEND:

TAG #	DESCRIPTION
IGL-03	CLEAR, LOW IRON GLASS
IGL-06	CLEAR GLASS, SILVER MIRROR
PL-17	ST-LAVATORY FAUCET
PL-18	ST-UNDERMOUNTED SINK
PL-19A	ST-IN-WALL TANK SYSTEM
PL-19B	ST-WALL MOUNTED TOILET
PL-20	ST-SHOWER HEAD WITH ARM
PL-21	ST-HANDSHOWER ON SLIDE BAR
PL-22	ST-THERMOSTATIC CONTROL VALVE
PL-23	ST-VOLUME CONTROL VALVE
PL-25	ST-WALL TUB SPOUT
PL-32	ST-UNDERMOUNTED BATH TUB
ST-04	STONE SLAB - POLISHED
ST-10	STONE SLAB - POLISHED
ST-11	STONE TILE - POLISHED
TA-50	ST-TOILET PAPER HOLDER RESIDENTIAL
TA-52	POLISHED CHROME TOWEL BAR
WDV-02	WOOD VENEER (MILLWORK)
WDV-03	WOOD VENEER WALL PANEL

NOTE:
REFER TO 7/A-961 FOR TYPICAL GRAB BAR REINFORCING DIMENSIONS



KEY PLAN:

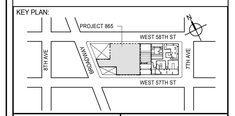

PROJECT NORTH

TRUE NORTH

DEVELOPER:
EXTELL DEVELOPMENT COMPANY
805 THIRD AVENUE, 7TH FLOOR
New York, NY 10022 USA
TEL: 212 712 6000 FAX: 212 712 6100

DESIGN ARCHITECT: Base Building Shell & Core
ADRIAN SMITH + GORDON GILL ARCHITECTURE
111 WEST MONROE STREET SUITE 2300
CHICAGO IL 60603
TEL: 312 920 1888 FAX: 312 920 1775

INTERIOR DESIGNER: Residential
Rottet Architecture and Design Studio, PLLC
298 Fifth Ave, 7th Floor
New York, NY 10001
TEL: 646 998 7000 FAX:

ARCHITECT OF RECORD: Base Building Shell, Core, & Residential
AAI ARCHITECTS, P.C.
401 Wellington St. W., 3rd Floor
Toronto, ON M5V 1E7 Canada
TEL: 416 967 1500 FAX: 416 967 7150

STRUCTURAL ENGINEERS:
WSP CANTOR SEINUK
228 EAST 45th Street
New York, NY 10017 USA
TEL: 212 687 9888 FAX: 646 487 5501

MEP ENGINEERS:
AKF GROUP
165 Broadway, 22nd Floor
New York, NY 10006 USA
TEL: 212 354 5656 FAX: 212 354 5668

GEOTECHNICAL ENGINEERS:
Langan Engineering & Environmental Services
21 Penn Plaza - 360 West 31st Street, 8th Floor
New York, NY 10001-2727
TEL: 212 479 5400 FAX: 212 479 5444

CODE CONSULTANTS:
Construction Consulting Associates
100 Church Street
New York, NY 10007
TEL: 212 385 1818 FAX: 212 385 1911

CURTAINWALL CONSULTANT:
AJLP Consulting
40 Worth Street. Suite 826
New York, NY 10013
TEL: 212 757 5659 FAX: 646 219 8508

LANDMARK/PRESERVATION CONSULTANT:
Jan Hird Pokorny Associates, Inc.
39 West 37th Street, 12A
New York, NY 10018
TEL: 212 759 6462 FAX: 212 759 6540

No.	DESCRIPTION	DATE
1	D.O.B. SUBMISSION	18 FEB 15
2	CD PROGRESS ISSUE 3	09 MAR 15
	D.O.B. SUBMISSION	27 APR 15
3	CD PROGRESS ISSUE 4	01 JUN 15
4	CD PROGRESS ISSUE 5	10 AUG 15
	D.O.B. AMENDMENT 2	21 SEP 15

//ISSUED AS: A/-930 - CD PROGRESS ISSUE 3 - 09 MAR 15//

NOT FOR BID/CONSTRUCTION

Discrepancies must be reported immediately to the Architect before proceeding. Only figured dimensions are to be used. Contractors must check all dimensions on site. This drawing is protected by copyright.

ALL DIMENSIONS ARE SHOWN IN IMPERIAL.

CONSULTANT:
AAI ARCHITECTS, P.C.

PROJECT:
217 WEST 57TH STREET
NEW YORK, NY

DRAWING TITLE:
ADAPTABLE BATHROOMS TB-C10, TB-C05B, TB-C11

SEAL & SIGNATURE:
REGISTERED ARCHITECT MICHAEL DAVID JAMES No. 028881 STATE OF NEW YORK

DATE:	18 FEB 15
PROJECT No:	1216-00
DRAWN: Author	REV: 4
CHK: Checker	
SCALE: As indicated	
DWG No:	A-982.01
DOB PAGE No:	538 of 569

DOB EMPLOYEE STAMP:
DOB B-SCAN:

36" x 48" Arch E SHEET SIZE
FILE NAME: C:\Revit Local Files\EXTELL-865-AAI-TWR-CNF_hadamm.rvt
PLOT DATE: 9/22/2015 12:37 PM

DEPT OF BLDGS 121328205 Job Number
ES051213125 Scan Code

36" x 48" Arch E -SHEET SIZE

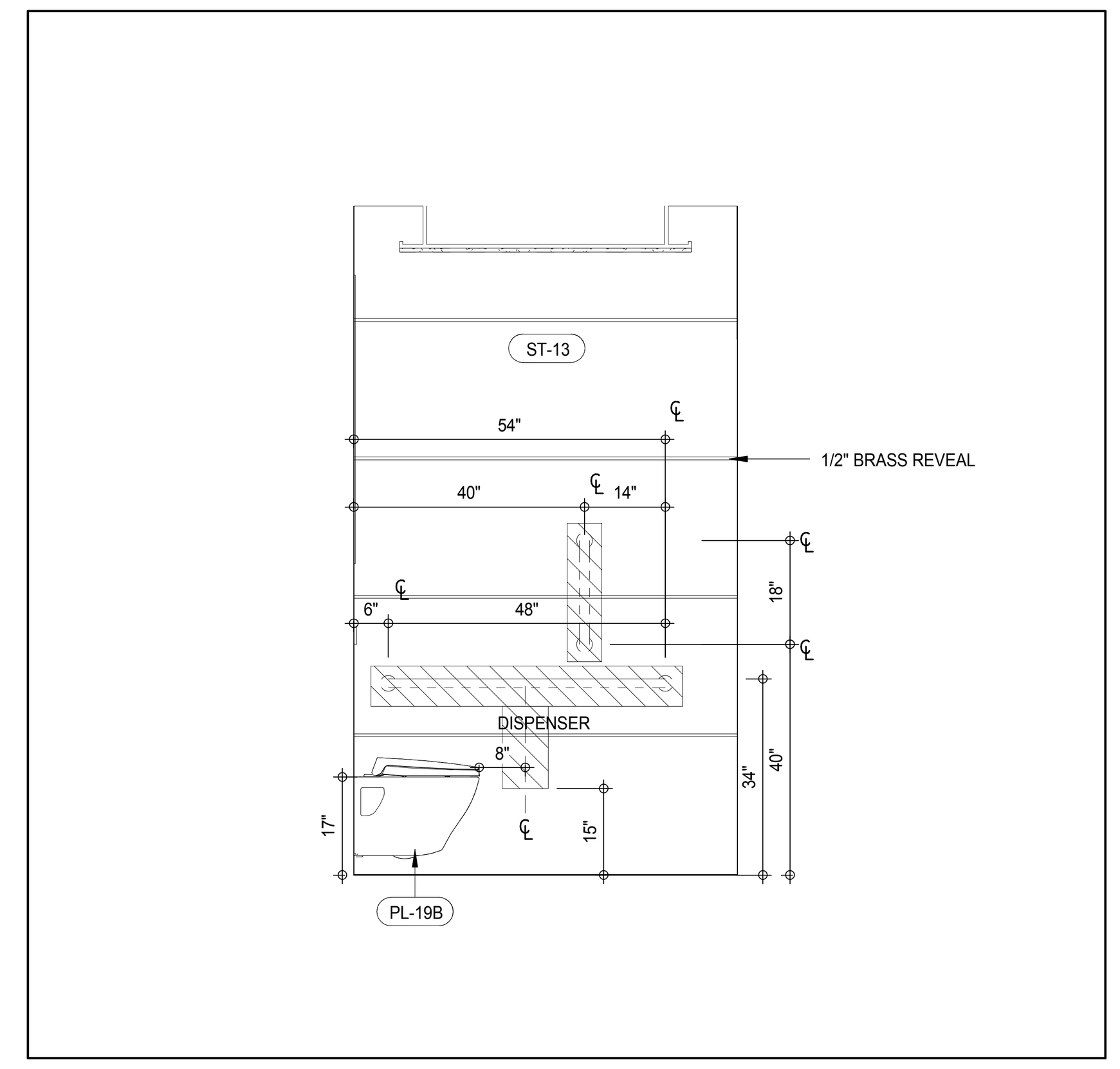

INTERIOR ELEV. - POWDER ROOM - PR-C02 (8)
A-983
1/2" = 1'-0"

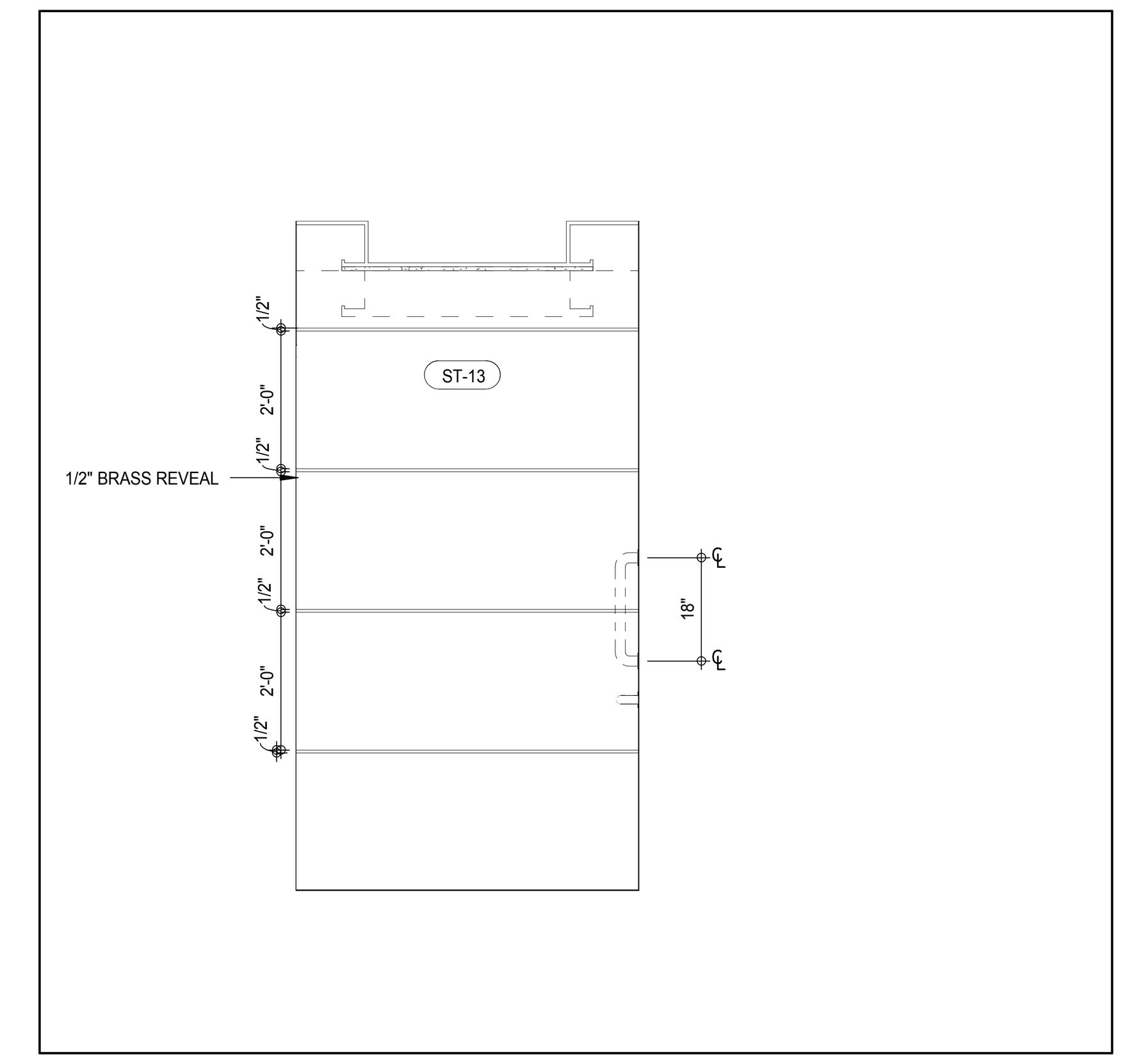

INTERIOR ELEV. - POWDER ROOM - PR-C01 (4)
A-983
1/2" = 1'-0"

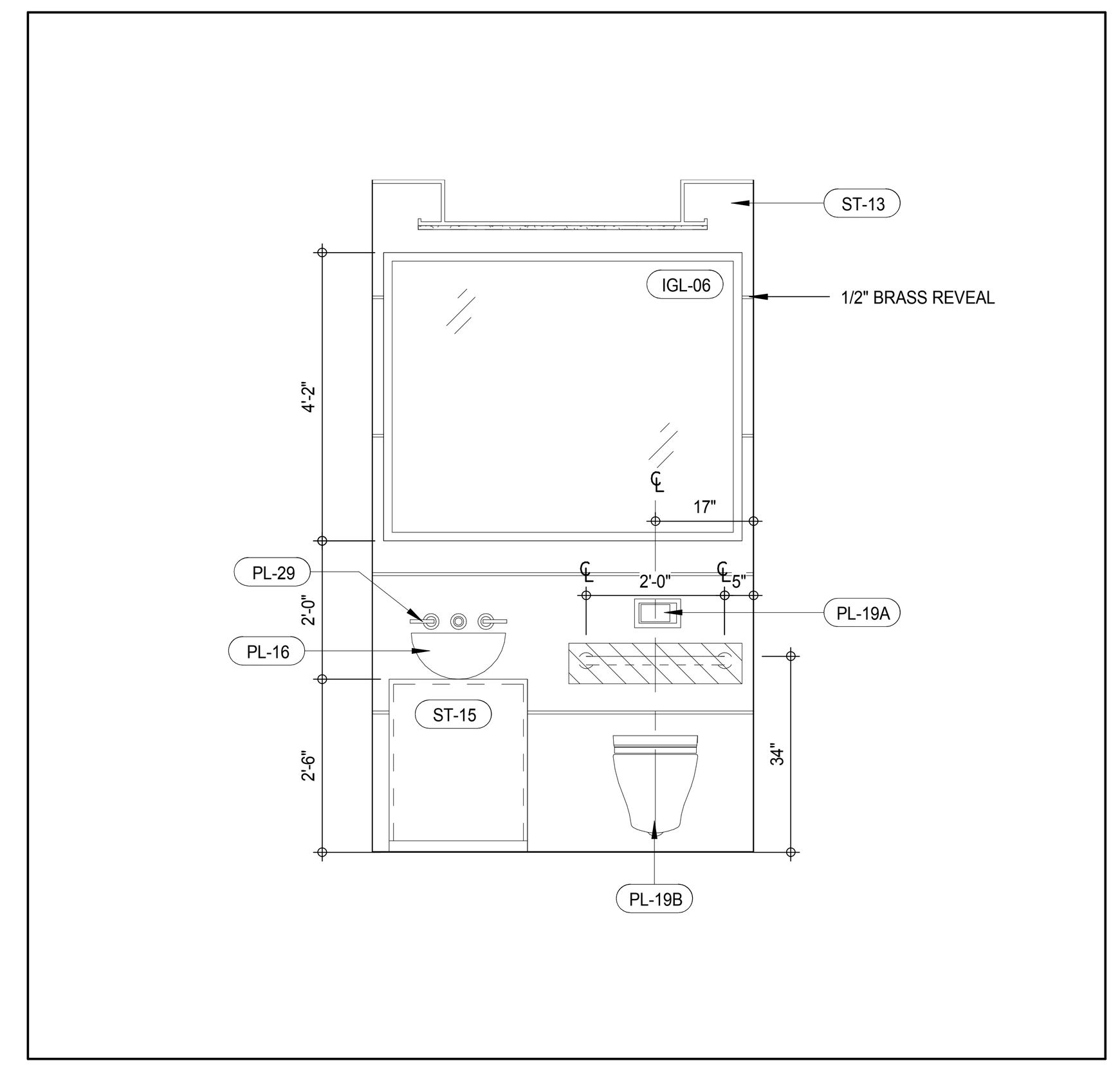

INTERIOR ELEV. - POWDER ROOM - PR-C02 (7)
A-983
1/2" = 1'-0"

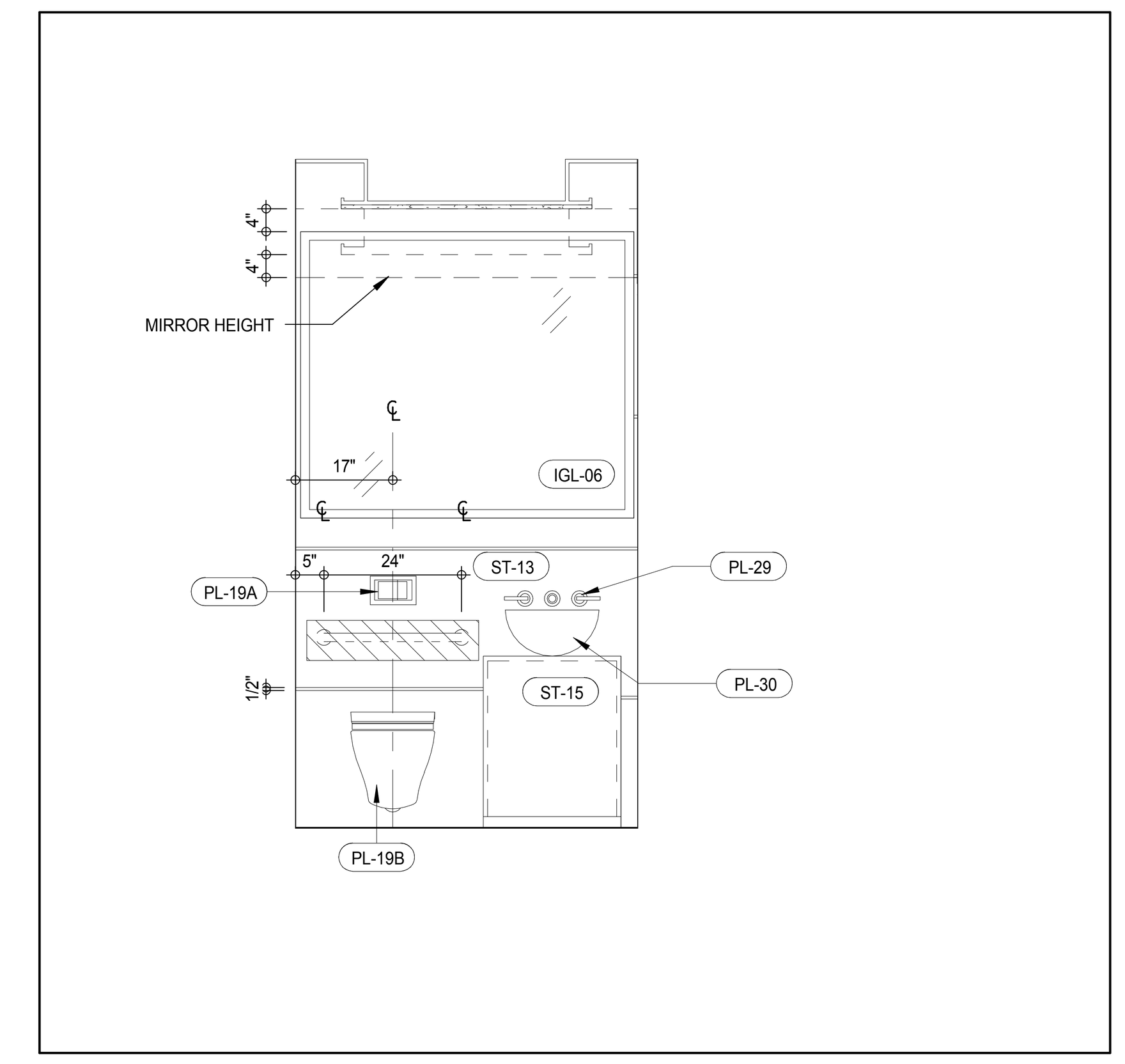

INTERIOR ELEV. - POWDER ROOM - PR-C01 (3)
A-983
1/2" = 1'-0"

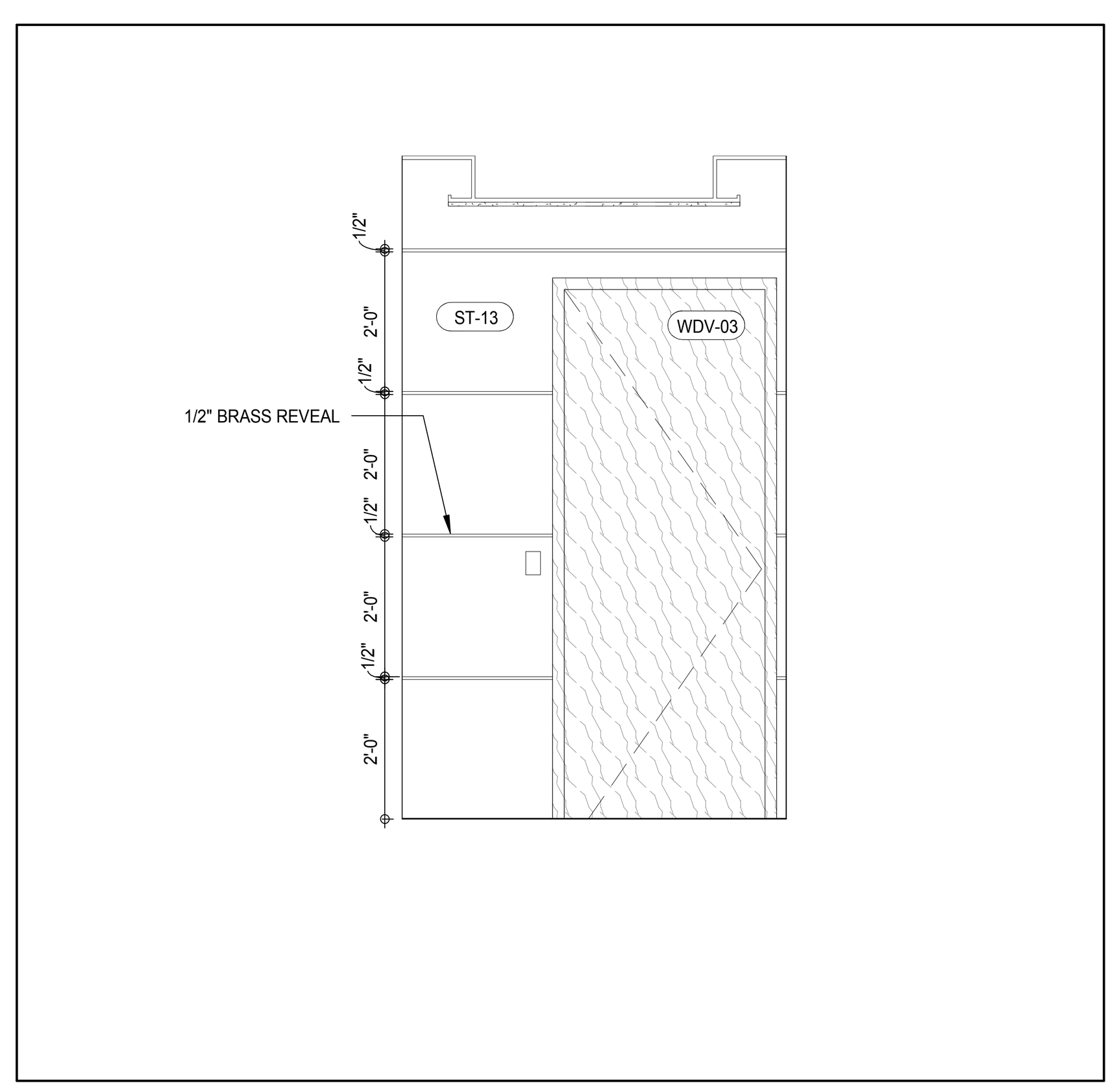

INTERIOR ELEV. - POWDER ROOM - PR-C02 (10)
A-983
1/2" = 1'-0"

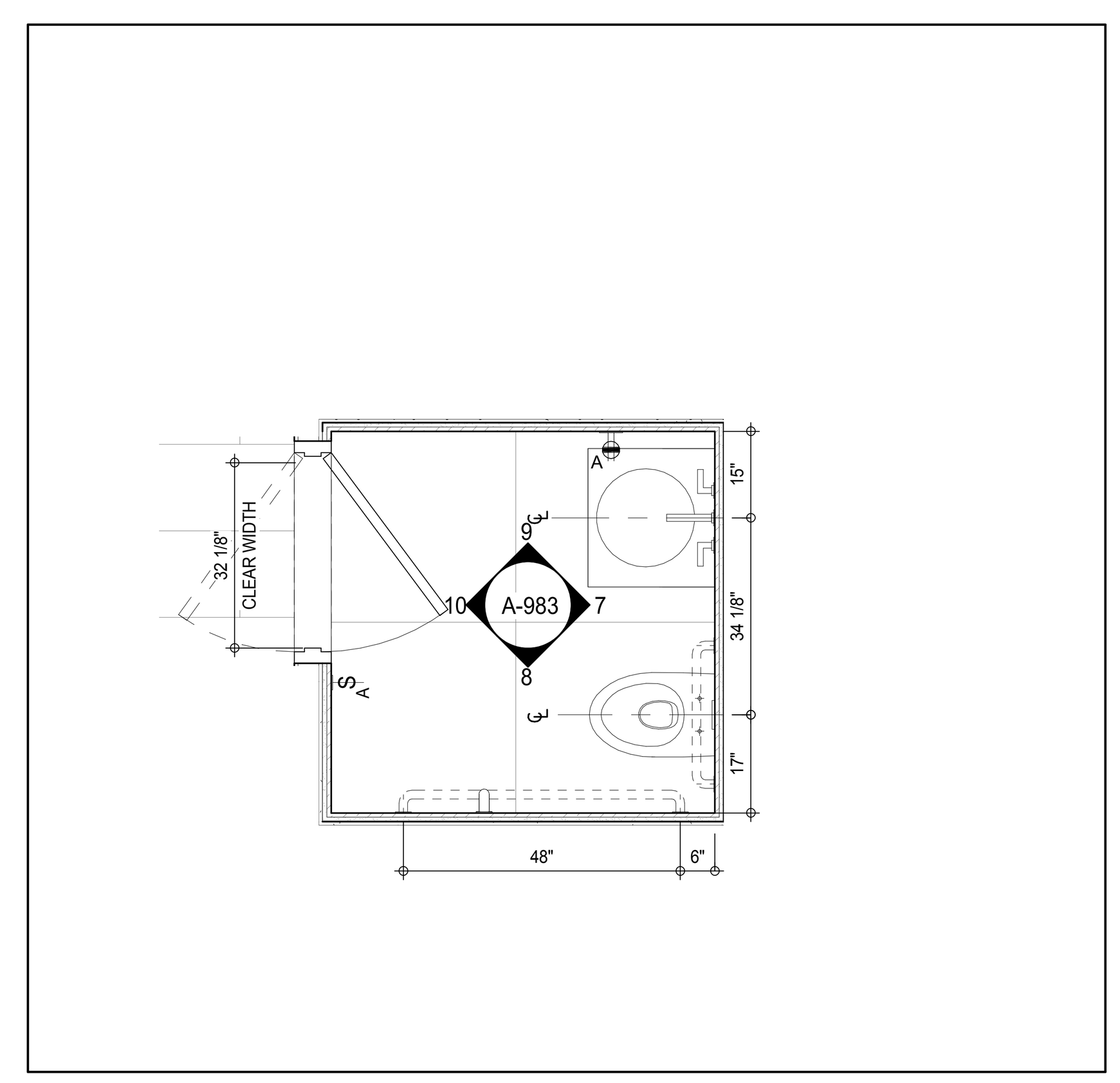

PLAN DETAIL - POWDER ROOM - PR-C02 (6)
A-213
1/2" = 1'-0"

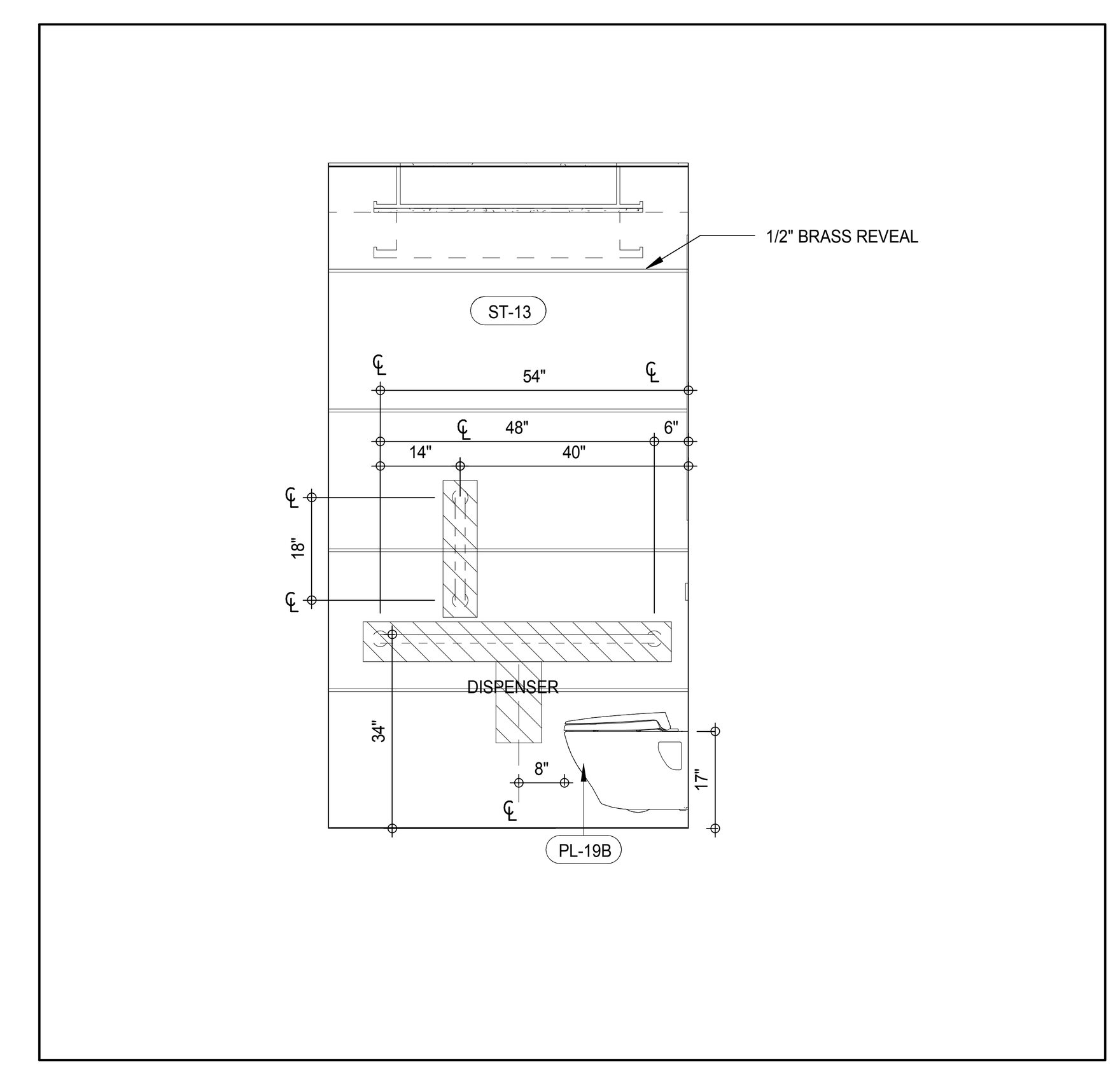

INTERIOR ELEV. - POWDER ROOM - PR-C01 (2)
A-983
1/2" = 1'-0"

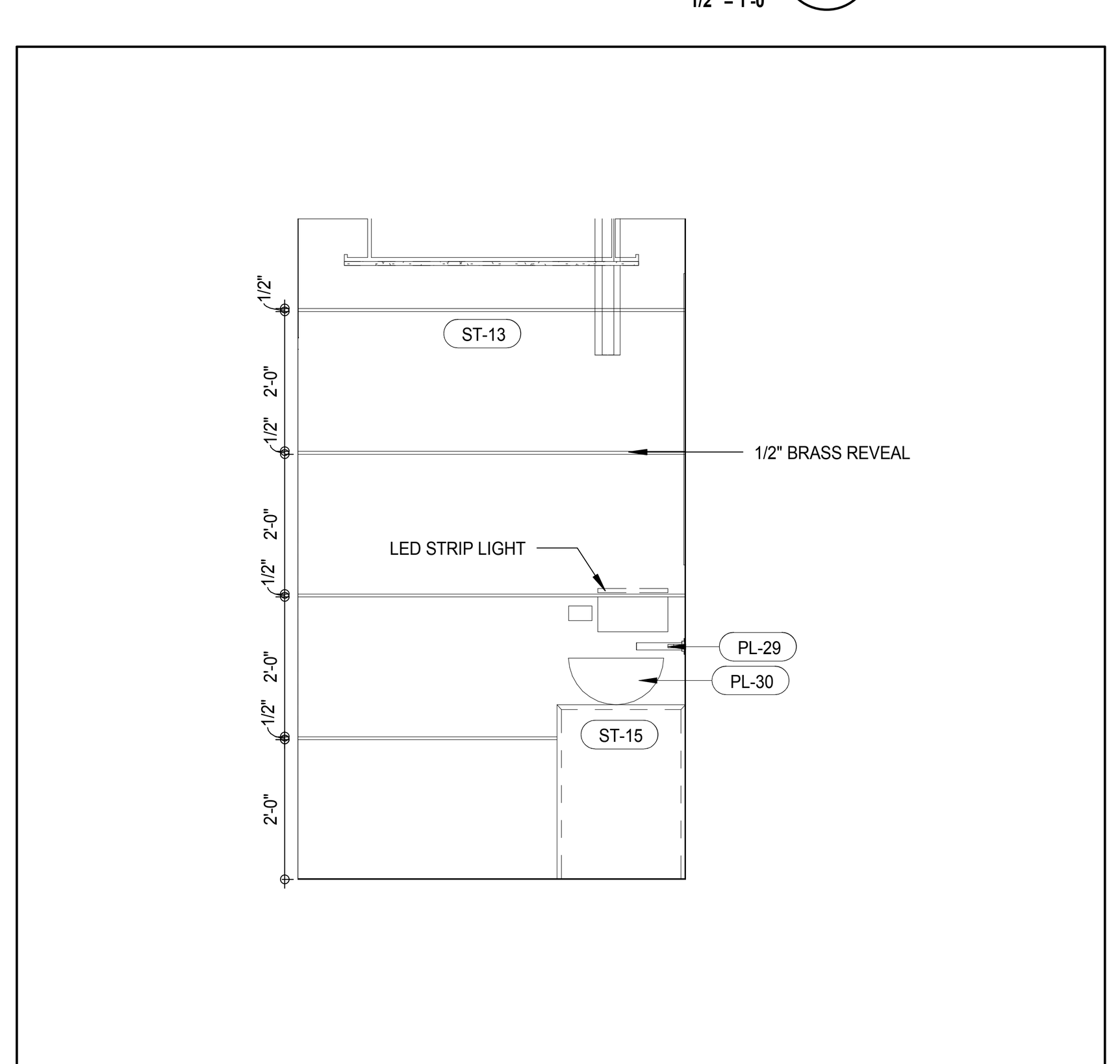

INTERIOR ELEV. - POWDER ROOM - PR-C02 (9)
A-983
1/2" = 1'-0"

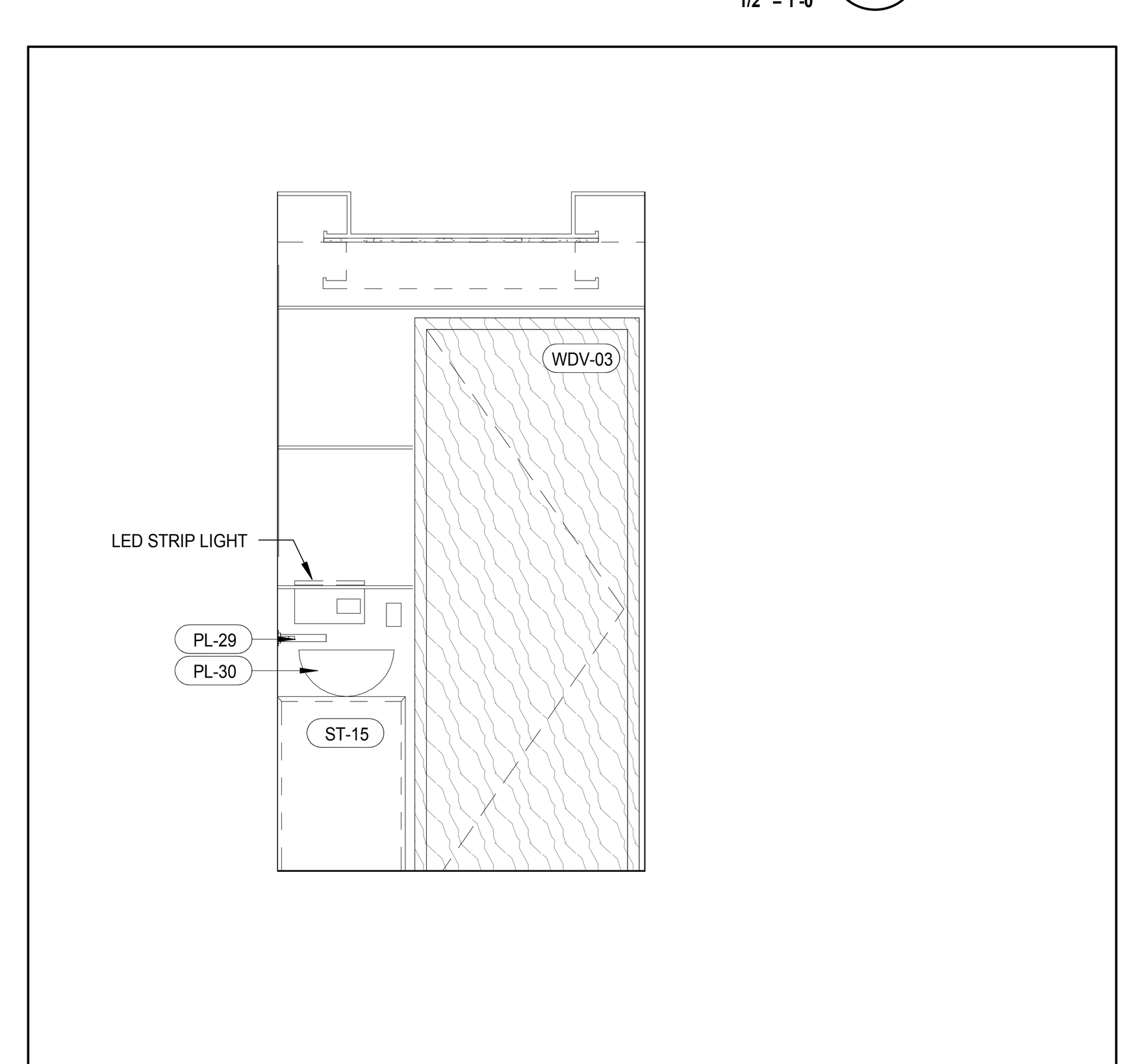

INTERIOR ELEV. - POWDER ROOM - PR-C01 (5)
A-983
1/2" = 1'-0"

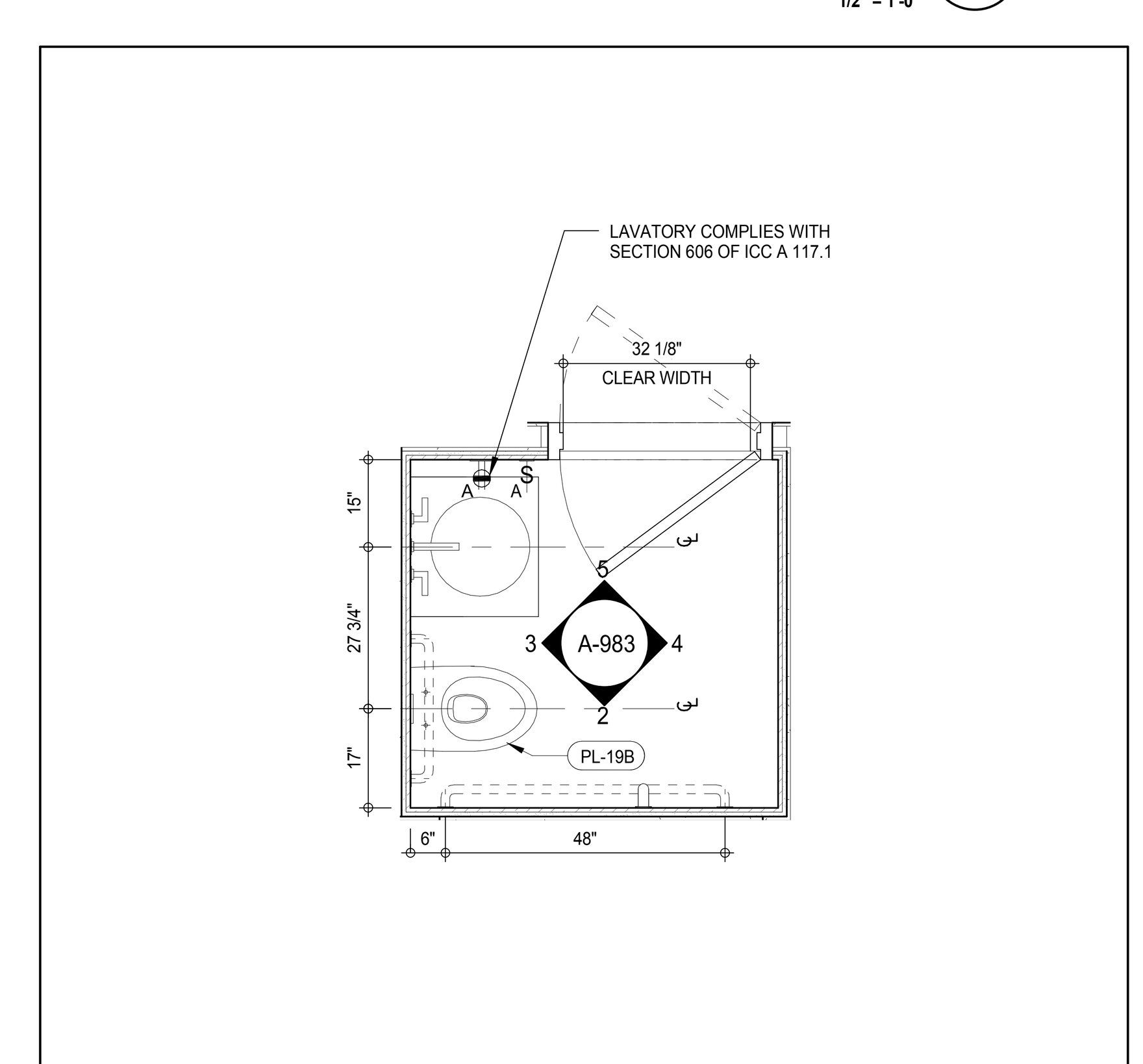

PLAN DETAIL - POWDER ROOM - PR-C01 (1)
A-202
1/2" = 1'-0"

MATERIAL LEGEND

MATERIAL TAG	DESCRIPTION
ACT-01	ACOUSTIC CEILING TILE
CP-01	CARPET TILE 24"x24"
CT-03	CERAMIC WALL TILE
CT-04	CERAMIC FLOOR TILE
FRP	FIBERGLASS REINFORCES PLASTIC WALL PANEL
GB	GYPSUM BOARD CEILING
PT-06	PAINT
RB-01	RUBBER BASE
RF-01	RESINOUS FLOORING - LIGHT DUTY
RF-02	RESINOUS FLOORING - MEDIUM DUTY FOR CHEMICAL RESISTANCE
RF-03	RESINOUS FLOORING - MEDIUM DUTY
RF-04	RESINOUS FLOORING - MEDIUM DUTY
RF-05	RESINOUS FLOORING - SECONDARY CONTAINMENT
TR-01	TRANSITION STRIP
VCT-01	VINYL COMPOSITION TILE
VCT-02	VINYL COMPOSITION TILE - STATIC DISSIPATIVE

*NO TOLERANCE PERMITTED, DIMENSION SHOWN TO BE EXACT

SCHEME LEGEND

LEVEL	KITCHEN TYPE	FINISH SCHEME
13TH FLOOR	PR-C01, PR-C02	2A
14TH FLOOR	PR-C01, PR-C02	2B
15TH FLOOR	PR-C01, PR-C02	1
16TH FLOOR	PR-C01, PR-C02	2A
17TH FLOOR	PR-C01, PR-C02	2B
18TH FLOOR	PR-C01, PR-C02	1
19TH FLOOR	PR-C01, PR-C02	2A
20TH FLOOR	PR-C01, PR-C02	2B
21ST FLOOR	PR-C01, PR-C02	1
22ND FLOOR	PR-C01, PR-C02	2A
23RD FLOOR	PR-C01, PR-C02	2B
24TH FLOOR	PR-C01, PR-C02	1
25TH FLOOR	PR-C01, PR-C02	2A
26TH FLOOR	PR-C01, PR-C02	2B
28TH FLOOR	PR-C02	1
29TH FLOOR	PR-C01, PR-C02	2A
30TH FLOOR	PR-C01, PR-C02	2B
31ST FLOOR	PR-C01, PR-C02	1
32ND FLOOR	PR-C01, PR-C02	2A
33RD FLOOR	PR-C01, PR-C02	2B
34TH FLOOR	PR-C01, PR-C02	1
35TH FLOOR	PR-C01, PR-C02	2A
36TH FLOOR	PR-C01, PR-C02	2B
37TH FLOOR	PR-C01, PR-C02	1
38TH FLOOR	PR-C01, PR-C02	2A
39TH FLOOR	PR-C01, PR-C02	2B
40TH FLOOR	PR-C01, PR-C02	1
41ST FLOOR	PR-C01, PR-C02	2A
42ND FLOOR	PR-C01, PR-C02	2B
43RD FLOOR	PR-C01, PR-C02	1
44TH FLOOR	PR-C01, PR-C02	2A
45TH FLOOR	PR-C01, PR-C02	2B
47TH FLOOR	PR-C02	1
48TH FLOOR	PR-C02	2A
49TH FLOOR	PR-C02	2B
50TH FLOOR	PR-C02	1
51ST FLOOR	PR-C02	2A
52ND FLOOR	PR-C02	2B
53RD FLOOR	PR-C02	1
54TH FLOOR	PR-C02	2A
55TH FLOOR	PR-C02	2B
56TH FLOOR	PR-C02	1
57TH FLOOR	PR-C02	2A
58TH FLOOR	PR-C02	2B
59TH FLOOR	PR-C02	1
60TH FLOOR	PR-C02	2A
61ST FLOOR	PR-C02	2B
62ND FLOOR	PR-C02	1
63RD FLOOR	PR-C02	2A
64TH FLOOR	PR-C02	2B
65TH FLOOR	PR-C02	1
66TH FLOOR	PR-C02	2A
69TH FLOOR	PR-C01, PR-C02	2B
70TH FLOOR	PR-C01	2B
71ST FLOOR	PR-C01	1
72ND FLOOR	PR-C01	2A
73RD FLOOR	PR-C01	2B
74TH FLOOR	PR-C01	1
75TH FLOOR	PR-C01	2A
76TH FLOOR	PR-C01	2B
77TH FLOOR	PR-C01	1
78TH FLOOR	PR-C01	2A
79TH FLOOR	PR-C01	2B
80TH FLOOR	PR-C01	1
81ST FLOOR	PR-C01	2A
82ND FLOOR	PR-C01	2B
83RD FLOOR	PR-C01	1
84TH FLOOR	PR-C01	2A
85TH FLOOR	PR-C01	2B
86TH FLOOR	PR-C01	1
87TH FLOOR	PR-C01	2A
88TH FLOOR	PR-C01	2B
89TH FLOOR	PR-C01	1
91ST FLOOR	PR-C01	2A
92ND FLOOR	PR-C01	2A
93RD FLOOR	PR-C01	2A

FINISHES SCHEME 1:		FINISHES SCHEME 2A:		FINISHES SCHEME 2B:	
IGL-01	IGL-01B	IGL-01	IGL-01A	IGL-01	IGL-01A
AMT-01	AMT-01B	AMT-01	AMT-01A	AMT-01	AMT-01A
ST-01	ST-01B	ST-01	ST-01A	ST-02	ST-01A
ST-02	ST-02B	ST-02	ST-02A1	ST-02	ST-02A2
ST-03	ST-03B	ST-03	ST-03A1	ST-03	ST-03A2
ST-07	ST-07B	ST-07	ST-07A	ST-07	ST-07A
ST-08	ST-02B	ST-08	ST-02A	ST-08	ST-02A
ST-09	ST-09B	ST-09	ST-09A	ST-09	ST-09A
ST-13	ST-13B	ST-13	ST-13A	ST-13	ST-13A
ST-14	ST-14B	ST-14	ST-14A	ST-14	ST-14A
ST-15	ST-15B	ST-15	ST-15A	ST-15	ST-15A
ST-28	ST-28B	ST-28	ST-28A	ST-28	ST-28A
WDF-01	WDF-01B	WDF-01	WDF-01A	WDF-01	WDF-01A
WDF-02	WDF-02B	WDF-02	WDF-02A	WDF-02	WDF-02A
WDV-01	WDV-01B	WDV-01	WDV-01A	WDV-01	WDV-01A
WDV-05	WDV-05B	WDV-05	WDF-05A	WDV-05	WDF-05A

KEYNOTE LEGEND:

TAG #	DESCRIPTION
IGL-06	CLEAR GLASS, SILVER MIRROR
PL-16	MB-UNDERMOUNTED TUB
PL-19A	ST-IN-WALL TANK SYSTEM
PL-19B	ST-WALL MOUNTED TOILET
PL-29	PR-LAVATORY FAUCET
PL-30	PR-VESSEL SINK
ST-13	
ST-15	
WDV-03	WOOD VENEER WALL PANEL

NOTE:
REFER TO 7/A-961 FOR TYPICAL GRAB BAR REINFORCING DIMENSIONS

/ISSUED AS: AI-931 - CD PROGRESS ISSUE 3 - 09 MAR 15/

KEY PLAN:

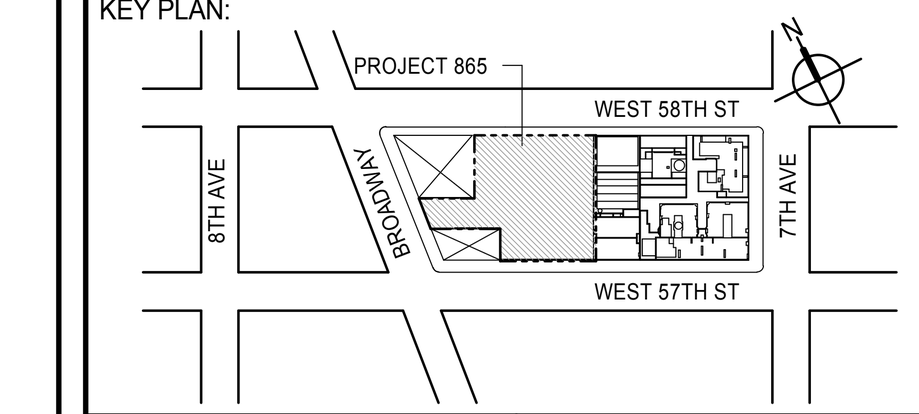

PROJECT NORTH
TRUE NORTH

DEVELOPER:
EXTELL DEVELOPMENT COMPANY
805 THIRD AVENUE, 7TH FLOOR
New York, NY 10022 USA
TEL: 212 712 6000 FAX: 212 712 6100

DESIGN ARCHITECT: Base Building Shell & Core
ADRIAN SMITH + GORDON GILL ARCHITECTURE
111 WEST MONROE STREET SUITE 2300
CHICAGO IL 60603
TEL: 312 920 1888 FAX: 312 920 1775

INTERIOR DESIGNER: Residential
Rottet Architecture and Design Studio, PLLC
298 Fifth Ave, 7th Floor
New York, NY 10001
TEL: 646 998 7000 FAX:

ARCHITECT OF RECORD: Base Building Shell, Core, & Residential
AAI ARCHITECTS, P.C.
401 Wellington St. W., 3rd Floor
Toronto, ON M5V 1E7 Canada
TEL: 416 967 1500 FAX: 416 967 7150

STRUCTURAL ENGINEERS:
WSP CANTOR SEINUK
228 EAST 45th Street
New York, NY 10017 USA
TEL: 212 687 9888 FAX: 646 487 5501

MEP ENGINEERS:
AKF GROUP
165 Broadway, 22nd Floor
New York, NY 10006 USA
TEL: 212 354 5656 FAX: 212 354 5668

GEOTECHNICAL ENGINEERS:
Langan Engineering & Environmental Services
21 Penn Plaza - 360 West 31st Street, 8th Floor
New York, NY 10001-2727
TEL: 212 479 5400 FAX: 212 479 5444

CODE CONSULTANTS:
Construction Consulting Associates
100 Church Street
New York, NY 10007
TEL: 212 385 1818 FAX: 212 385 1911

CURTAINWALL CONSULTANT:
AJLP Consulting
40 Worth Street. Suite 826
New York, NY 10013
TEL: 212 757 5659 FAX: 646 219 8508

LANDMARK/PRESERVATION CONSULTANT:
Jan Hird Pokorny Associates, Inc.
39 West 37th Street, 12A
New York, NY 10018
TEL: 212 759 6462 FAX: 212 759 6540

No.	DESCRIPTION	DATE
1	CD PROGRESS ISSUE 4	01 JUN 15
2	CD PROGRESS ISSUE 5	10 AUG 15
	D.O.B. AMENDMENT 2	21 SEP 15

NOT FOR BID/CONSTRUCTION

Discrepancies must be reported immediately to the Architect before proceeding. Only figured dimensions are to be used. Contractors must check all dimensions on site. This drawing is protected by copyright.

ALL DIMENSIONS ARE SHOWN IN IMPERIAL.

CONSULTANT:
AAI ARCHITECTS, P.C.

PROJECT:
217 WEST 57TH STREET
NEW YORK, NY

DRAWING TITLE:
ADAPTABLE BATHROOMS PR-C01, PR-C02

SEAL & SIGNATURE:
REGISTERED ARCHITECT WIEPKE DAVID JANSEN No. 028881 STATE OF NEW YORK

DATE:	01 JUN 15
PROJECT No:	1216-00
DRAWN: Author	REV: 2
CHK: Checker	
SCALE: As indicated	
DWG No:	A-983.00
DOB PAGE No:	539 of 569

DOB EMPLOYEE STAMP:
DOB B-SCAN:

FILE NAME: C:\Revit Local Files\EXTELL-865-AAI-TWR-CNF_hadlarim.rvt
PLOT DATE: 9/22/2015 1:33:35 PM

36" x 48" Arch E -SHEET SIZE

DEPT OF BLDGS 121328205 Job Number
ES712707101 Scan Code

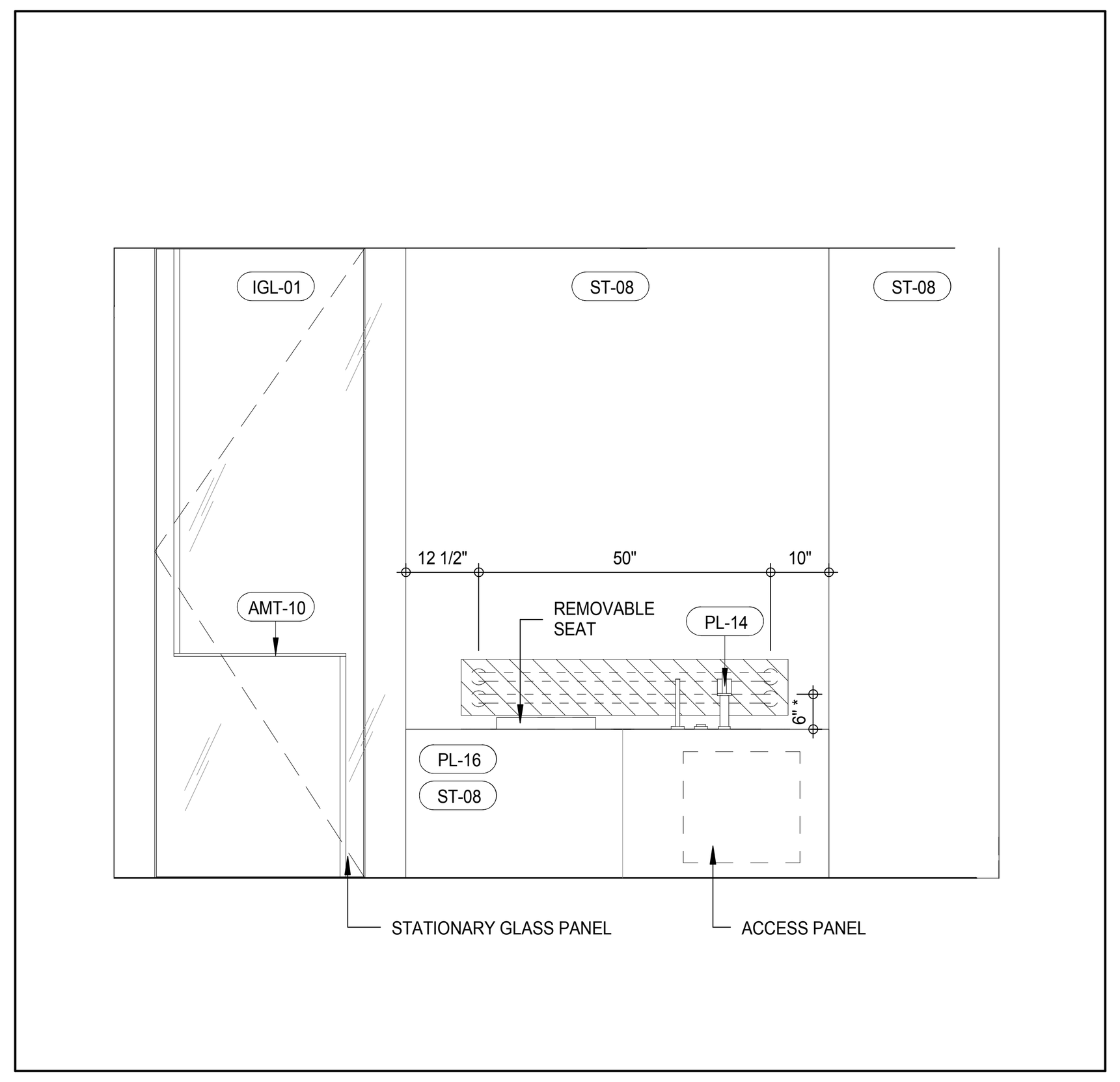

INTERIOR ELEV. - MASTER BATHROOM - MB-C01C 8
A-984
1/2" = 1'-0"

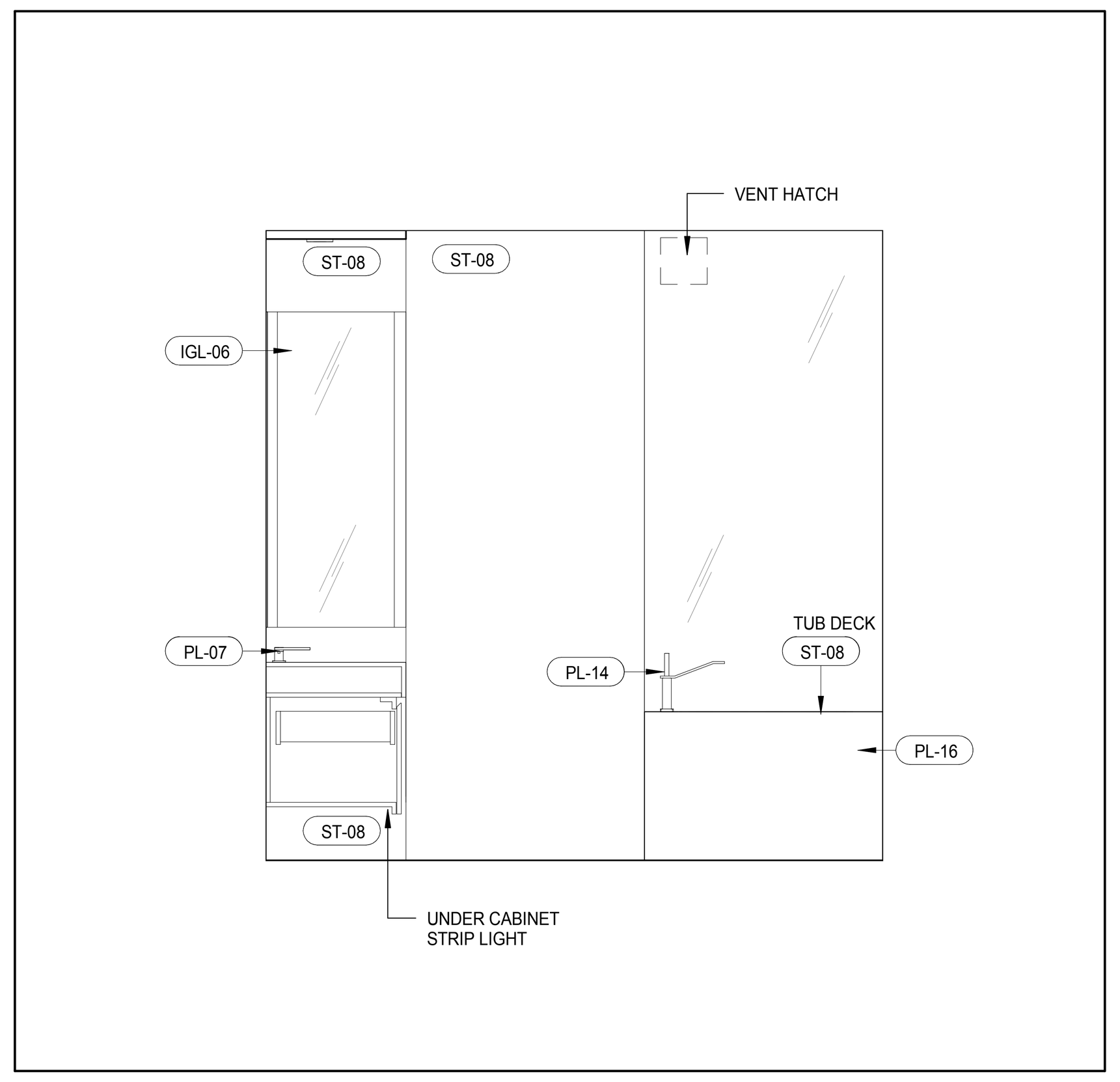

INTERIOR ELEV. - MASTER BATHROOM - MB-C01B 4
A-984
1/2" = 1'-0"

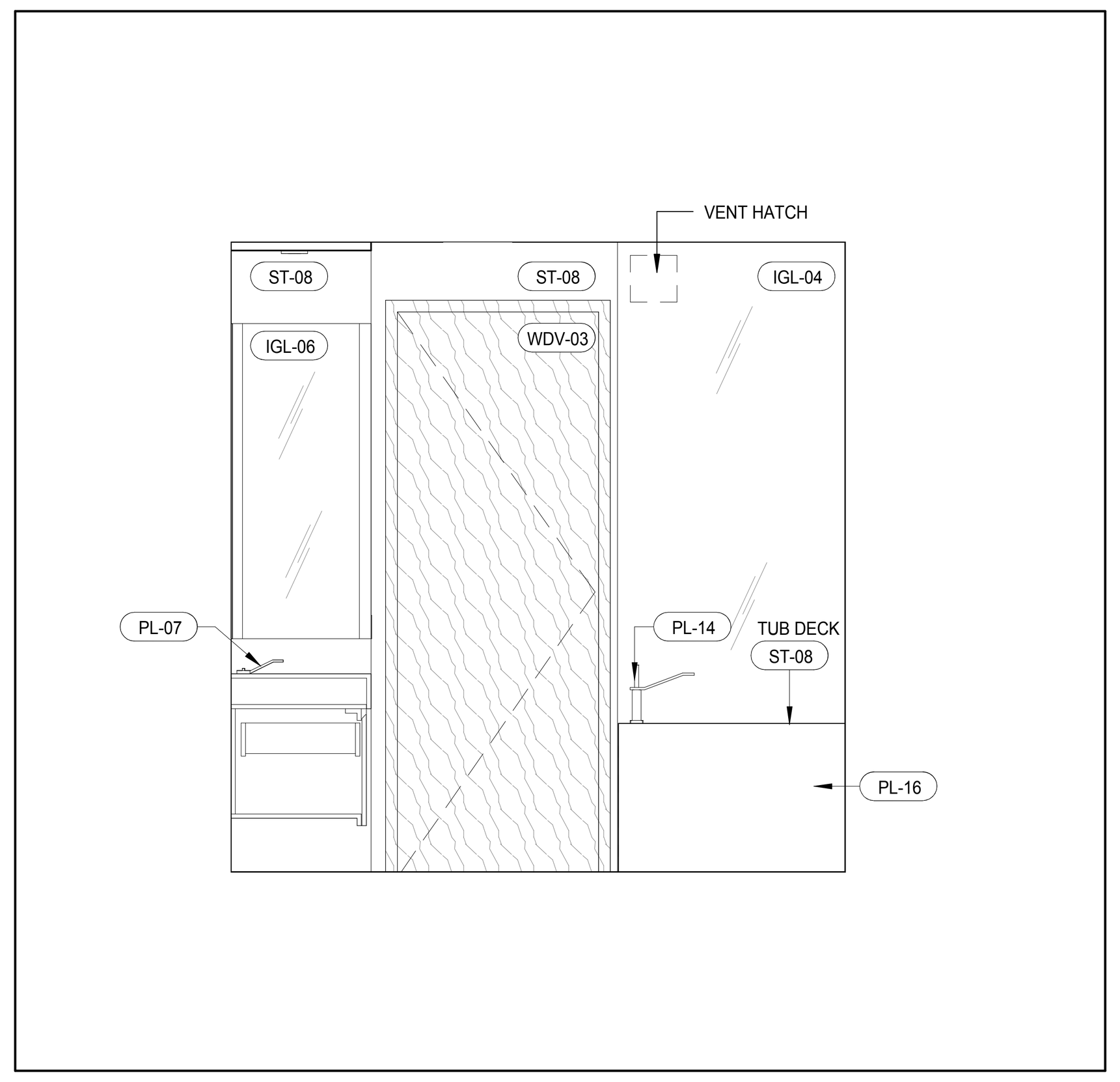

INTERIOR ELEV. - MASTER BATHROOM - MB-C01C 7
A-984
1/2" = 1'-0"

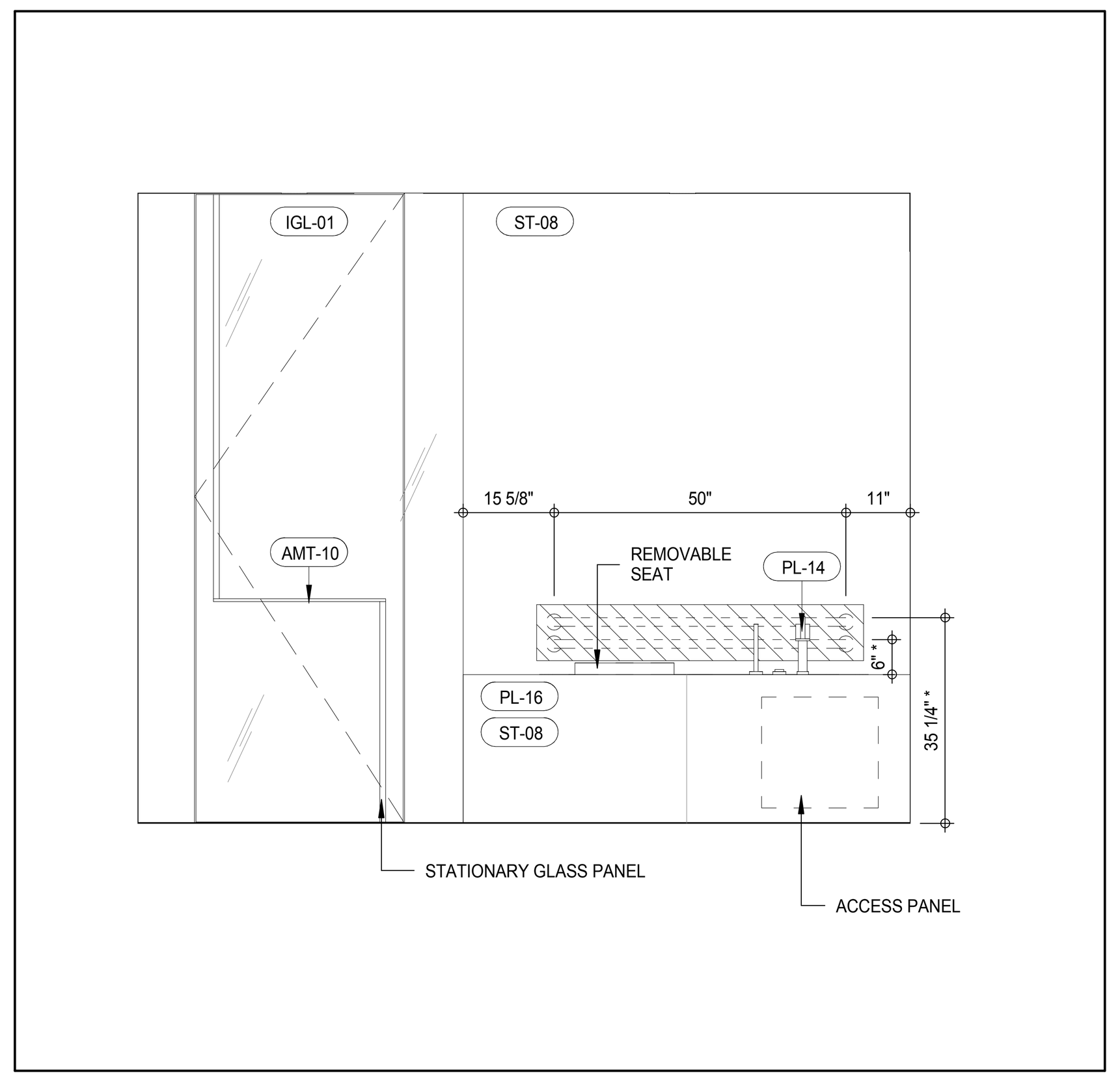

INTERIOR ELEV. - MASTER BATHROOM - MB-C01B 3
A-984
1/2" = 1'-0"

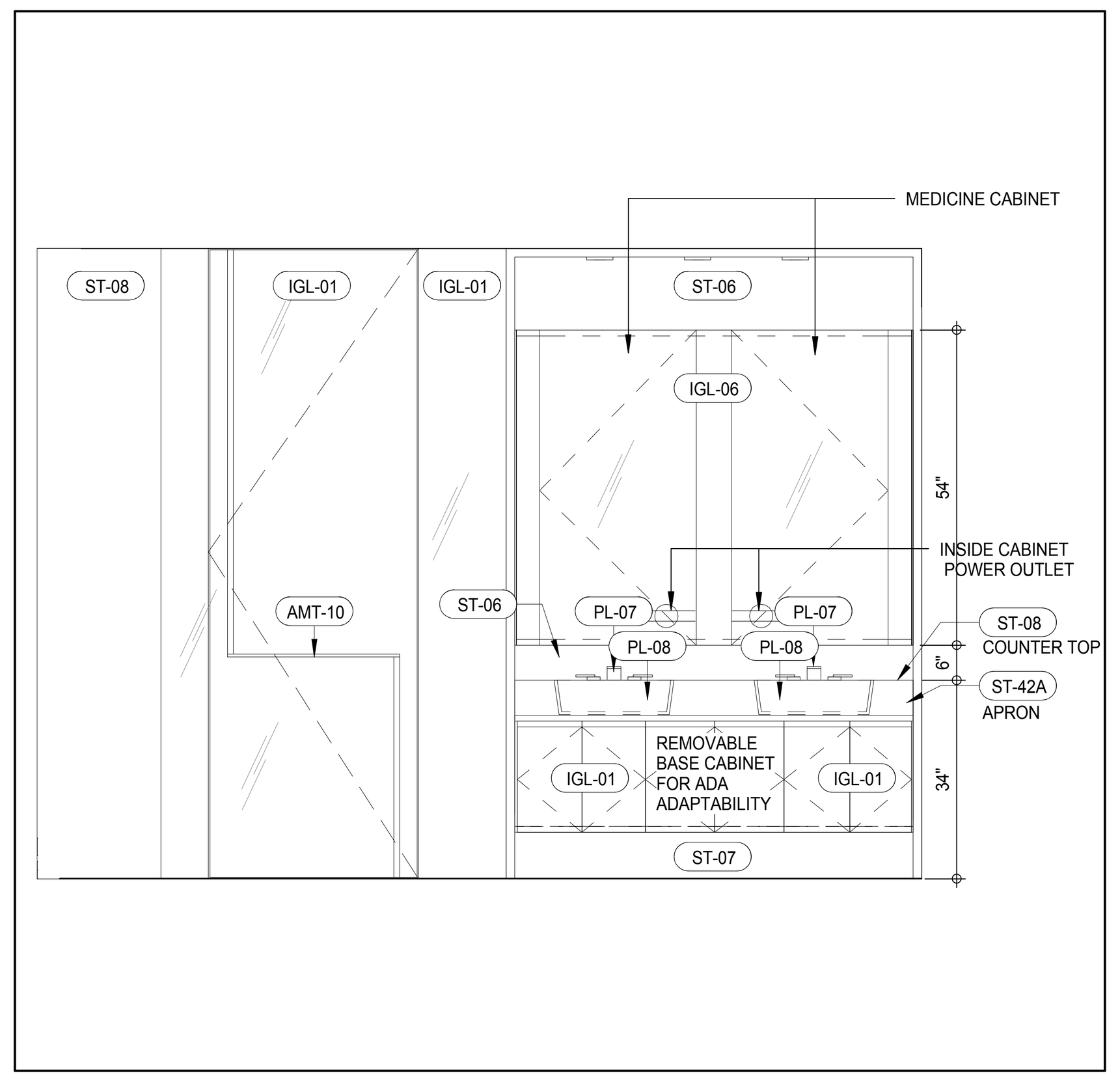

INTERIOR ELEV. - MASTER BATHROOM - MB-C01C 100
A-984
1/2" = 1'-0"

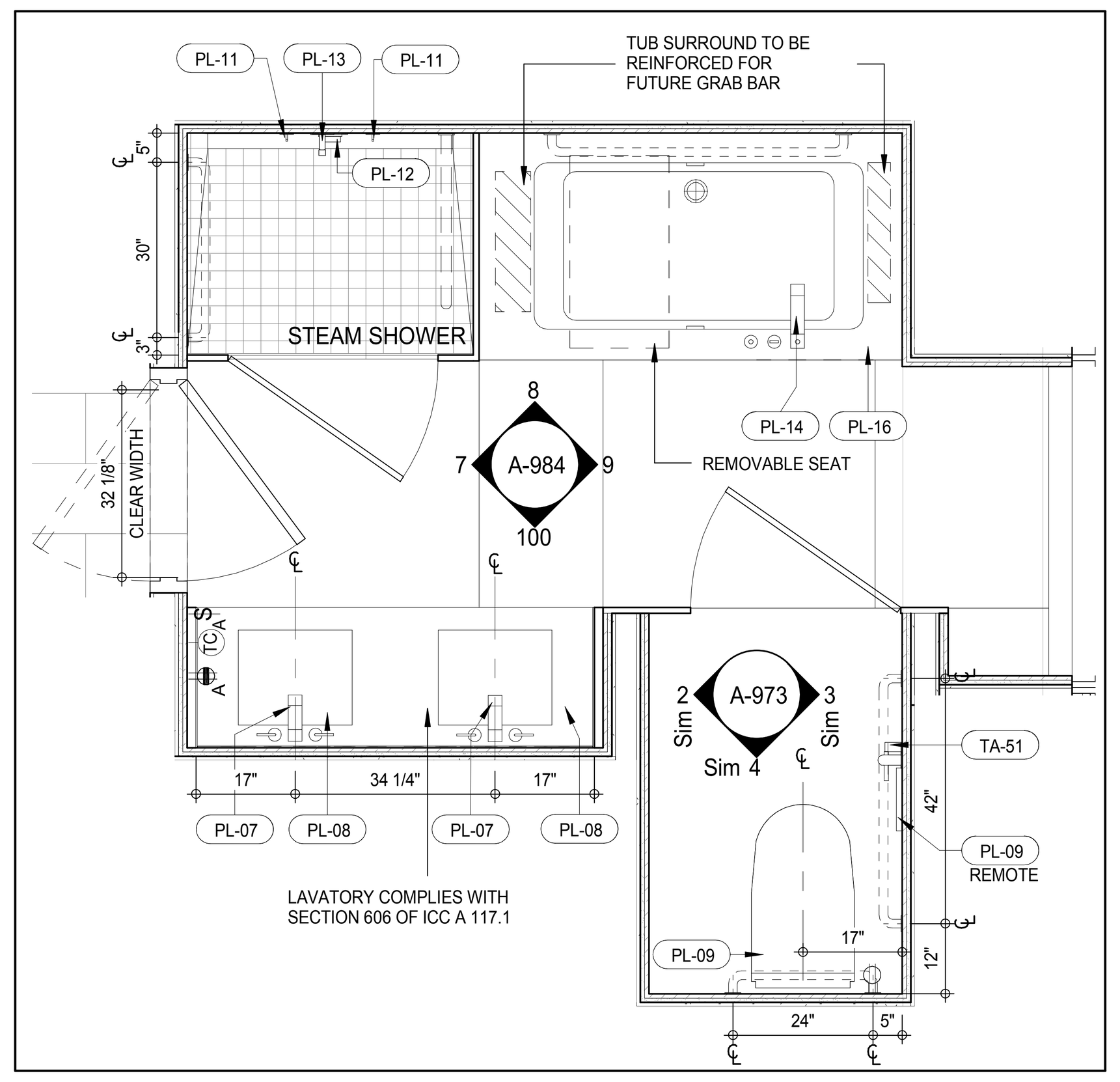

PLAN DETAIL - MASTER BATHROOM - MB-C01C 6
A-202
1/2" = 1'-0"

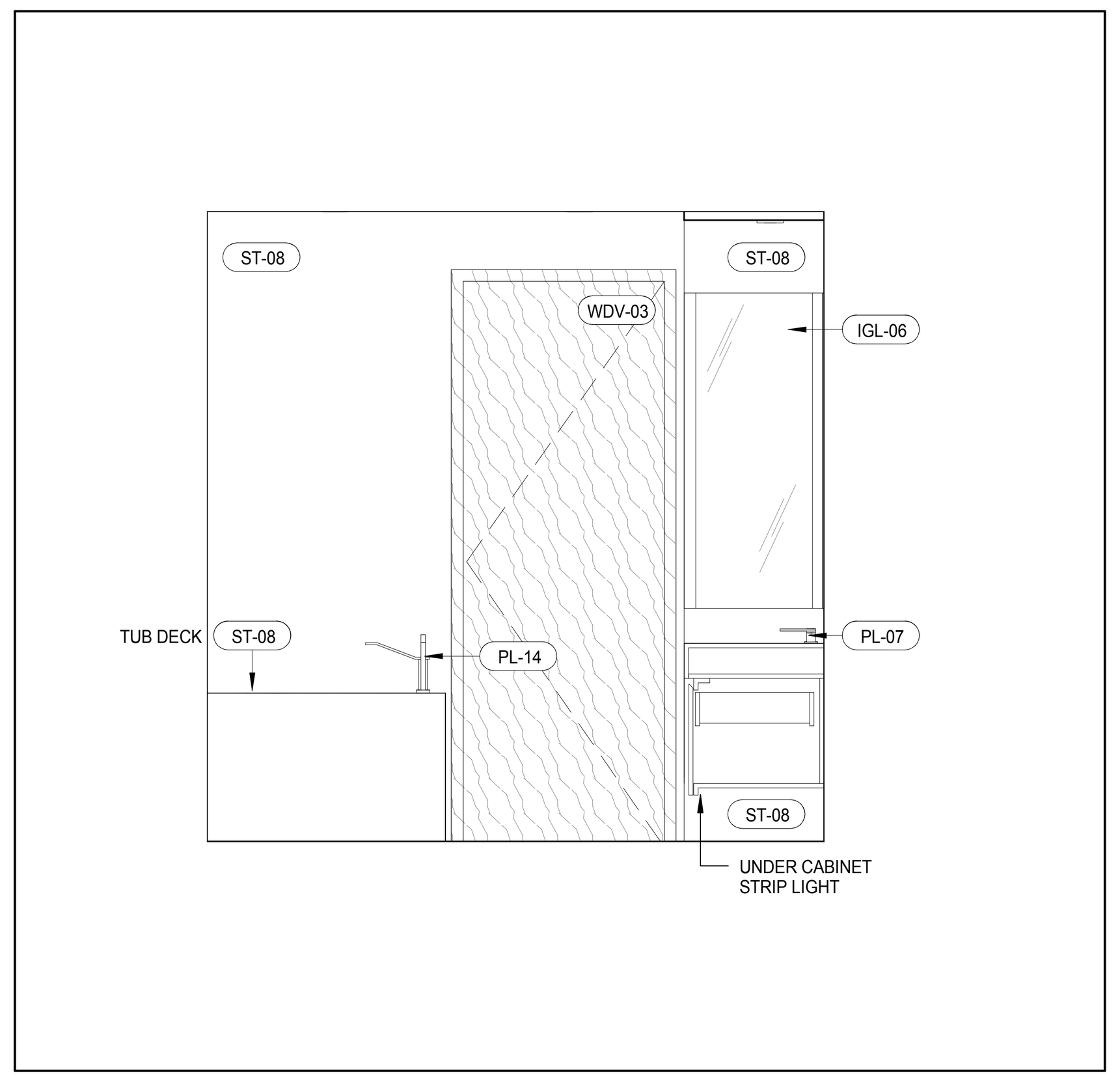

INTERIOR ELEV. - MASTER BATHROOM - MB-C01B 2
A-984
1/2" = 1'-0"

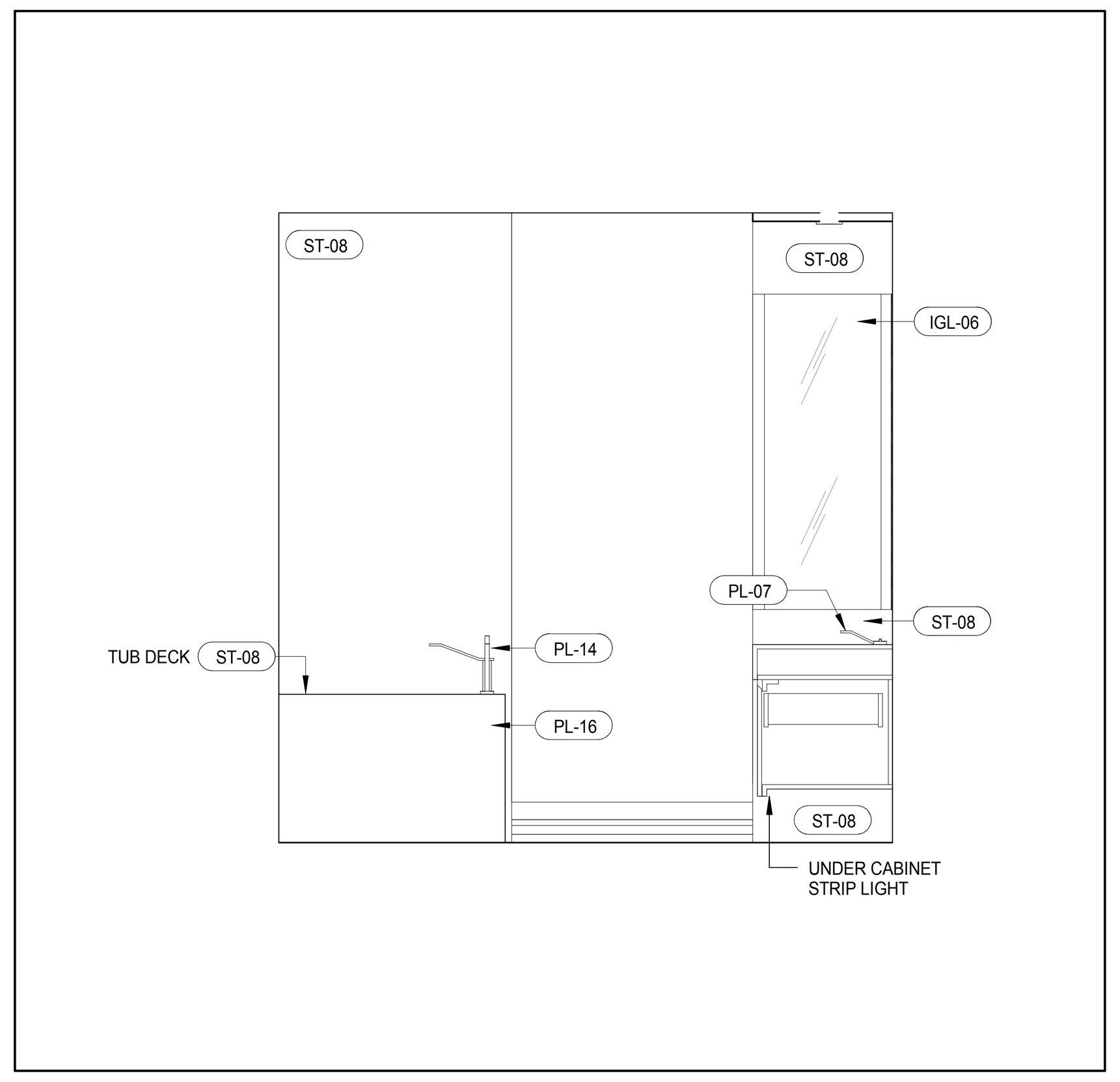

INTERIOR ELEV. - MASTER BATHROOM - MB-C01C 9
A-984
1/2" = 1'-0"

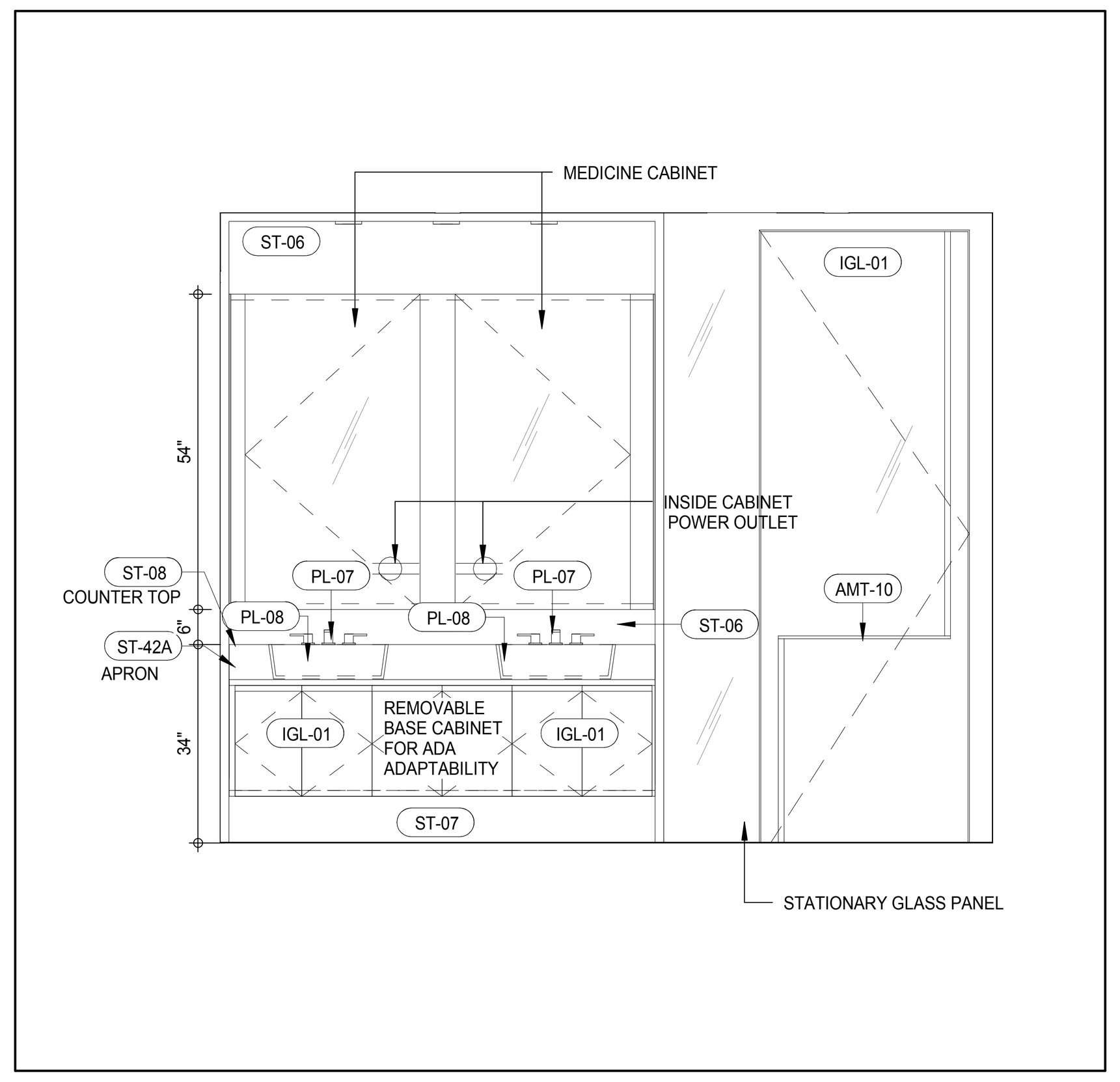

INTERIOR ELEV. - MASTER BATHROOM - MB-C01B 5
A-984
1/2" = 1'-0"

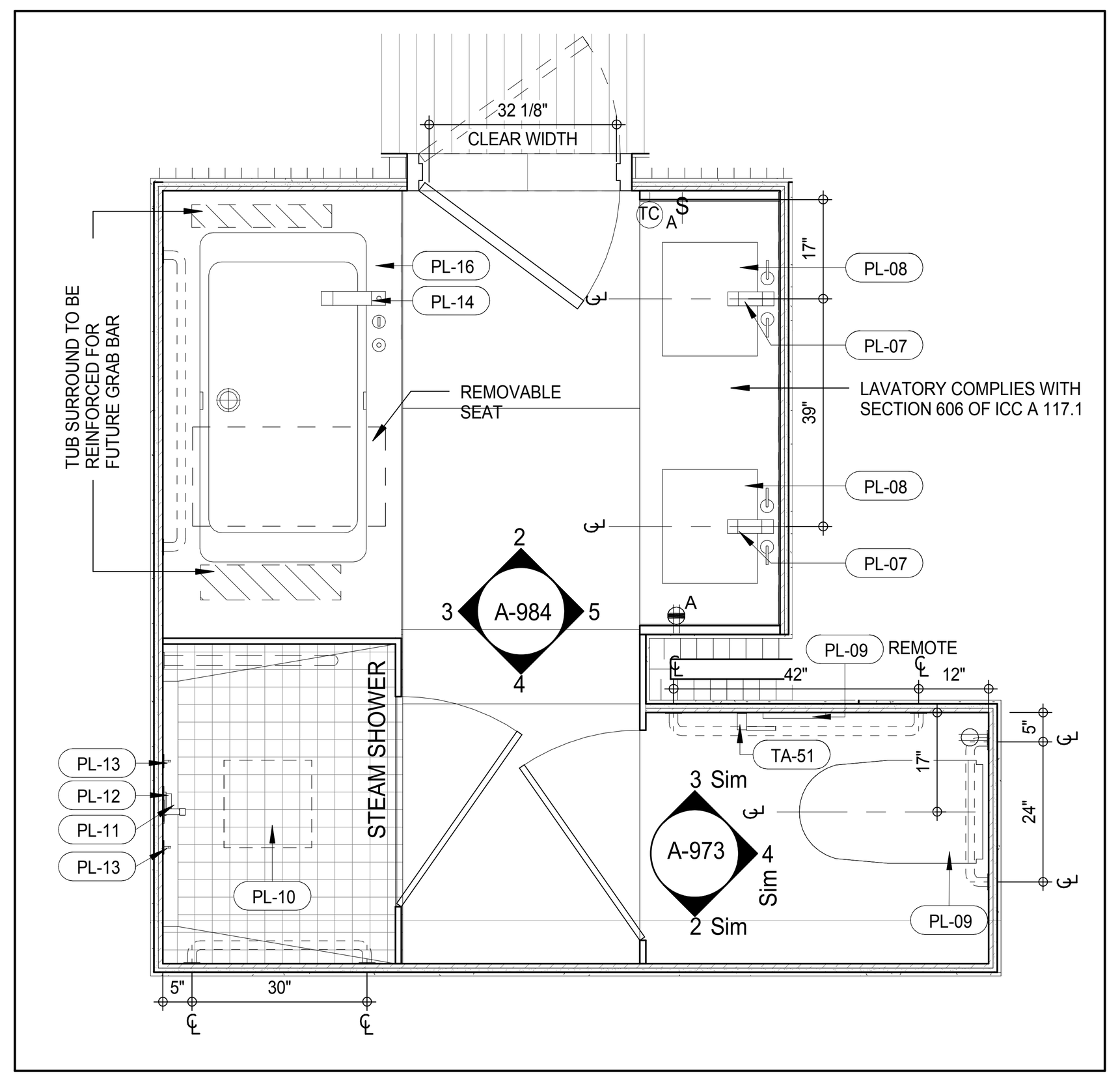

PLAN DETAIL - MASTER BATHROOM - MB-C01B 1
A-202
1/2" = 1'-0"

MATERIAL LEGEND

MATERIAL TAG	DESCRIPTION
ACT-01	ACOUSTIC CEILING TILE
CP-01	CARPET TILE 24"x24"
CT-03	CERAMIC WALL TILE
CT-04	CERAMIC FLOOR TILE
FRP	FIBERGLASS REINFORCES PLASTIC WALL PANEL
GB	GYPSUM BOARD CEILING
PT-06	PAINT
RB-01	RUBBER BASE
RF-01	RESINOUS FLOORING - LIGHT DUTY
RF-02	RESINOUS FLOORING - MEDIUM DUTY FOR CHEMICAL RESISTANCE
RF-03	RESINOUS FLOORING - MEDIUM DUTY
RF-04	RESINOUS FLOORING - MEDIUM DUTY
RF-05	RESINOUS FLOORING - SECONDARY CONTAINMENT
TR-01	TRANSITION STRIP
VCT-01	VINYL COMPOSITION TILE
VCT-02	VINYL COMPOSITION TILE - STATIC DISSIPATIVE

*NO TOLERANCE PERMITTED, DIMENSION SHOWN TO BE EXACT

SCHEME LEGEND

LEVEL	WASHROOM TYPE	FINISH SCHEME
13TH FLOOR	MB-C01B, MB-C01C	2A
14TH FLOOR	MB-C01B, MB-C01C	2B
15TH FLOOR	MB-C01B, MB-C01C	1
16TH FLOOR	MB-C01B, MB-C01C	2A
17TH FLOOR	MB-C01B, MB-C01C	2B
18TH FLOOR	MB-C01B, MB-C01C	1
19TH FLOOR	MB-C01B, MB-C01C	2A
20TH FLOOR	MB-C01B	2B
21ST FLOOR	MB-C01B	1
22ND FLOOR	MB-C01B	2A
23RD FLOOR	MB-C01B	2B
24TH FLOOR	MB-C01B	1
25TH FLOOR	MB-C01B	2A
26TH FLOOR	MB-C01B	2B

FINISHES SCHEME 1:		FINISHES SCHEME 2A:		FINISHES SCHEME 2B:	
IGL-01	IGL-01B	IGL-01	IGL-01A	IGL-01	IGL-01A
AMT-01	AMT-01B	AMT-01	AMT-01A	AMT-01	AMT-01A
ST-01	ST-01B	ST-01	ST-01A	ST-02	ST-01A
ST-02	ST-02B	ST-02	ST-02A1	ST-02	ST-02A2
ST-03	ST-03B	ST-03	ST-03A1	ST-03	ST-03A2
ST-07	ST-07B	ST-07	ST-07A	ST-07	ST-07A
ST-08	ST-02B	ST-08	ST-02A	ST-08	ST-02A
ST-09	ST-09B	ST-09	ST-09A	ST-09	ST-09A
ST-13	ST-13B	ST-13	ST-13A	ST-13	ST-13A
ST-14	ST-14B	ST-14	ST-14A	ST-14	ST-14A
ST-15	ST-15B	ST-15	ST-15A	ST-15	ST-15A
ST-28	ST-28B	ST-28	ST-28A	ST-28	ST-28A
WDF-01	WDF-01B	WDF-01	WDF-01A	WDF-01	WDF-01A
WDF-02	WDF-02B	WDF-02	WDF-02A	WDF-02	WDF-02A
WDV-01	WDV-01B	WDV-01	WDV-01A	WDV-01	WDV-01A
WDV-05	WDV-05B	WDV-05	WDF-05A	WDV-05	WDF-05A

KEYNOTE LEGEND:

TAG #	DESCRIPTION
AMT-10	CUSTOM DOOR PULL/TOWEL BAR
IGL-01	OBSCURED GLASS (REFER TO SCHEMES LEGEND)
IGL-04	BACK PAINTED STARPHIRE GLASS
IGL-06	CLEAR GLASS, SILVER MIRROR
PL-07	MB-POLISHED NICKEL DECK MOUNTED LAVATORY FAUCET
PL-08	MB-22" PORCELAIN UNDERMOUNTED SINK
PL-09	MB-FLOOR MOUNTED TOILET/BIDET
PL-10	MB-CEILING MOUNTED RECESSED SHOWER HEAD
PL-11	MB-HAND SHOWER
PL-12	MB-THERMOSTATIC CONTROL VALVE
PL-13	MB-VOLUME CONTROL VALVE
PL-14	MB-DECK MOUNTED TUB FILLER w HAND SHOWER
PL-16	MB-UNDERMOUNTED TUB
ST-06	STONE SLAB - POLISHED (REFER TO SCHEME LEGEND)
ST-07	STONE SLAB POLISHED (ST-07A or ST-07B REFER TO SCHEME LEGEND)
ST-08	STONE SLAB - POLISHED (REFER TO SCHEME LEGEND)
ST-42A	STONE SLAB - POLISHED
TA-51	MB-TOILET PAPER HOLDER RESIDENTIAL
WDV-03	WOOD VENEER WALL PANEL

NOTE:
REFER TO 7/A-961 FOR TYPICAL GRAB BAR REINFORCING DIMENSIONS

KEY PLAN:

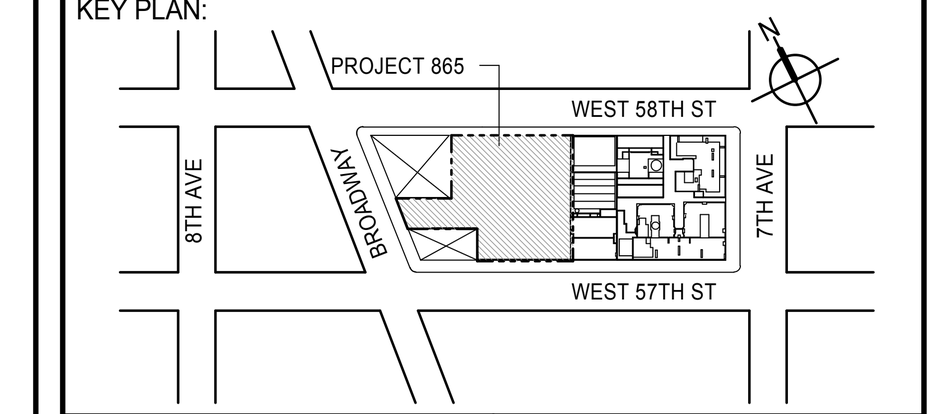

PROJECT NORTH
TRUE NORTH

DEVELOPER:
EXTELL DEVELOPMENT COMPANY
805 THIRD AVENUE, 7TH FLOOR
New York, NY 10022 USA
TEL: 212 712 6000 FAX: 212 712 6100

DESIGN ARCHITECT: Base Building Shell & Core
ADRIAN SMITH + GORDON GILL ARCHITECTURE
111 WEST MONROE STREET SUITE 2300
CHICAGO IL 60603
TEL: 312 920 1888 FAX: 312 920 1775

INTERIOR DESIGNER: Residential
Rottet Architecture and Design Studio, PLLC
298 Fifth Ave, 7th Floor
New York, NY 10001
TEL: 646 998 7000 FAX:

ARCHITECT OF RECORD: Base Building Shell, Core, & Residential
AAI ARCHITECTS, P.C.
401 Wellington St. W., 3rd Floor
Toronto, ON M5V 1E7 Canada
TEL: 416 967 1500 FAX: 416 967 7150

STRUCTURAL ENGINEERS:
WSP CANTOR SEINUK
228 EAST 45th Street
New York, NY 10017 USA
TEL: 212 687 9888 FAX: 646 487 5501

MEP ENGINEERS:
AKF GROUP
165 Broadway, 22nd Floor
New York, NY 10006 USA
TEL: 212 354 5656 FAX: 212 354 5668

GEOTECHNICAL ENGINEERS:
Langan Engineering & Environmental Services
21 Penn Plaza - 360 West 31st Street, 8th Floor
New York, NY 10001-2727
TEL: 212 479 5400 FAX: 212 479 5444

CODE CONSULTANTS:
Construction Consulting Associates
100 Church Street
New York, NY 10007
TEL: 212 385 1818 FAX: 212 385 1911

CURTAINWALL CONSULTANT:
AJLP Consulting
40 Worth Street. Suite 826
New York, NY 10013
TEL: 212 757 5659 FAX: 646 219 8508

LANDMARK/PRESERVATION CONSULTANT:
Jan Hird Pokorny Associates, Inc.
39 West 37th Street, 12A
New York, NY 10018
TEL: 212 759 6462 FAX: 212 759 6540

No.	DESCRIPTION	DATE
1	CD PROGRESS ISSUE 5	10 AUG 15
	D.O.B. AMENDMENT 2	21 SEP 15

NOT FOR BID/CONSTRUCTION

Discrepancies must be reported immediately to the Architect before proceeding. Only figured dimensions are to be used. Contractors must check all dimensions on site. This drawing is protected by copyright.

ALL DIMENSIONS ARE SHOWN IN IMPERIAL.

CONSULTANT:
AAI ARCHITECTS, P.C.

PROJECT:
217 WEST 57TH STREET
NEW YORK, NY

DRAWING TITLE:
ADAPTABLE BATHROOMS MB-C01B, MB-C01C

SEAL & SIGNATURE:
REGISTERED ARCHITECT WIEBKE DAVID JANSEN No. 028881 STATE OF NEW YORK

DATE:	10 AUG 15
PROJECT No:	1216-00
DRAWN: Author	REV: 1
CHK: Checker	
SCALE: As indicated	
DWG No:	A-984.00
DOB PAGE No:	540 of 569

DOB EMPLOYEE STAMP:
DOB B-SCAN:

FILE NAME: C:\Revit Local Files\EXTELL-865-AAI-TWR-CNF_hadlarim.rvt
PLOT DATE: 9/22/2015 1:34:14 PM

DEPT OF BLDGS 421263626 Job Number
E376260075 Scan Code

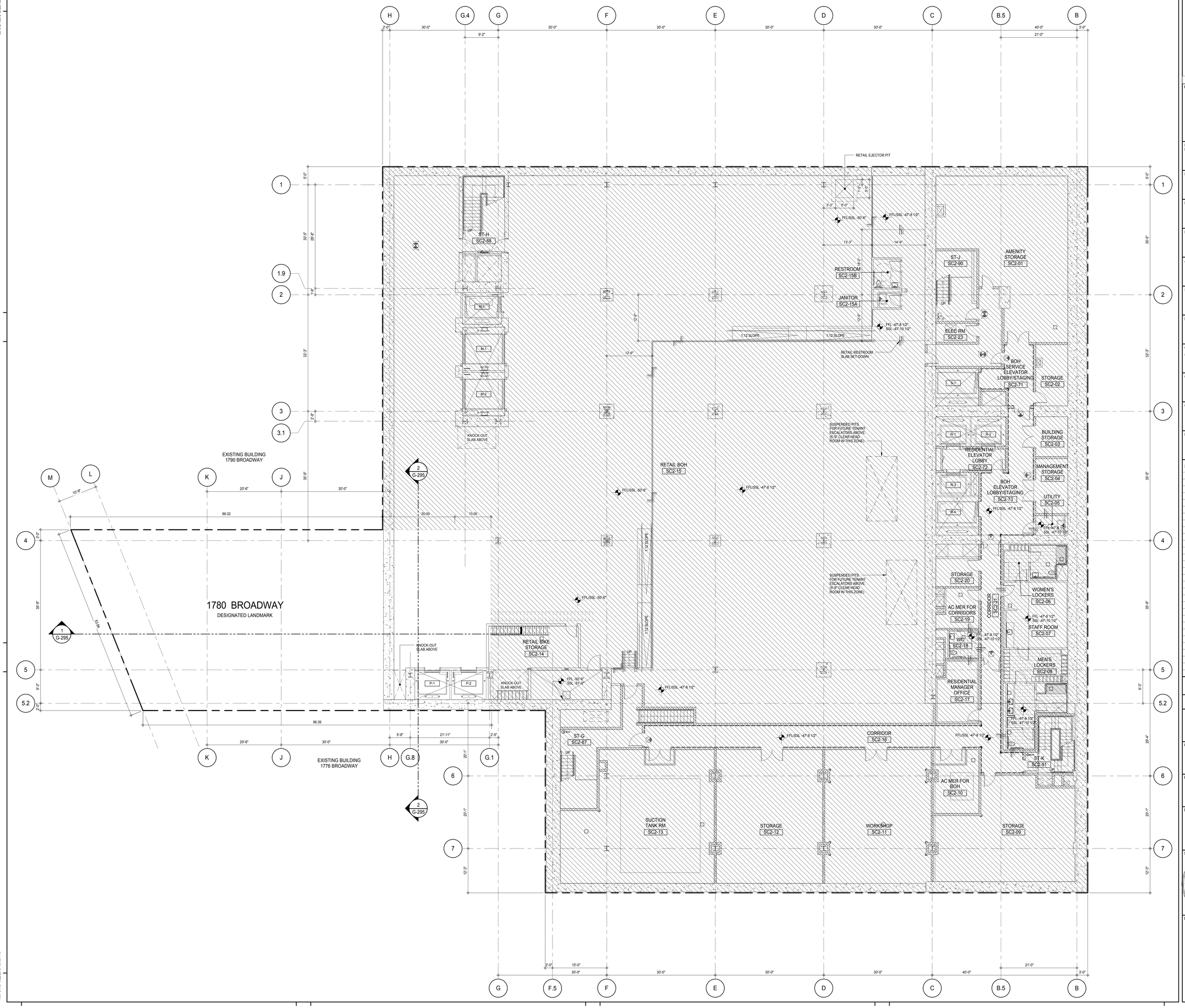

KEY PLAN:

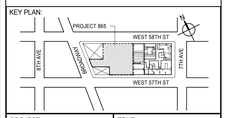

PROJECT NORTH

TRUE NORTH

DEVELOPER:
EXTELL DEVELOPMENT COMPANY
805 THIRD AVENUE, 7TH FLOOR
New York, NY 10022 USA
TEL: 212 712 6000 FAX: 212 712 6100

DESIGN ARCHITECT: Base Building Shell & Core
ADRIAN SMITH + GORDON GILL ARCHITECTURE
111 WEST MONROE STREET SUITE 2300
CHICAGO IL 60603
TEL: 312 920 1888 FAX: 312 920 1775

INTERIOR DESIGNER: Residential
Rottet Architecture and Design Studio, PLLC
298 Fifth Ave, 7th Floor
New York, NY 10001
TEL: 646 998 7000 FAX:

ARCHITECT OF RECORD: Base Building Shell, Core, & Residential
AAI ARCHITECTS, P.C.
401 Wellington St. W., 3rd Floor
Toronto, ON M5V 1E7 Canada
TEL: 416 967 1500 FAX: 416 967 7150

STRUCTURAL ENGINEERS:
WSP CANTOR SEINUK
228 EAST 45th Street
New York, NY 10017 USA
TEL: 212 687 9888 FAX: 646 487 5501

MEP ENGINEERS:
AKF GROUP
165 Broadway, 22nd Floor
New York, NY 10006 USA
TEL: 212 354 5656 FAX: 212 354 5668

GEOTECHNICAL ENGINEERS:
Langan Engineering & Environmental Services
21 Penn Plaza - 360 West 31st Street, 8th Floor
New York, NY 10001-2727
TEL: 212 479 5400 FAX: 212 479 5444

CODE CONSULTANTS:
Construction Consulting Associates
100 Church Street
New York, NY 10007
TEL: 212 385 1818 FAX: 212 385 1911

CURTAINWALL CONSULTANT:
AJLP Consulting
40 Worth Street. Suite 826
New York, NY 10013
TEL: 212 757 5659 FAX: 646 219 8508

LANDMARK/PRESERVATION CONSULTANT:
Jan Hird Pokorny Associates, Inc.
39 West 37th Street, 12A
New York, NY 10018
TEL: 212 759 6462 FAX: 212 759 6540

No.	DESCRIPTION	DATE
1	D.O.B. SUBMISSION	18 FEB 15
	D.O.B. SUBMISSION	27 APR 15

NOT FOR BID/CONSTRUCTION

Discrepancies must be reported immediately to the Architect before proceeding. Only figured dimensions are to be used. Contractors must check all dimensions on site. This drawing is protected by copyright.

ALL DIMENSIONS ARE SHOWN IN IMPERIAL.

CONSULTANT:

AAI ARCHITECTS, P.C.

PROJECT:

217 WEST 57TH STREET
NEW YORK, NY

DRAWING TITLE:

GENERAL ARRANGEMENT PLAN SUB CELLAR 2 1780 BROADWAY LANDMARK

SEAL & SIGNATURE:

REGISTERED ARCHITECT JACQUE DAVID JAFFEE No. 026881 STATE OF NEW YORK

DATE:	18 FEB 15
PROJECT No:	1216-00
DRAWN: Author	REV: 1
CHK: Checker	
SCALE: 1/8" = 1'-0"	
DWG No:	G-101.01
DOB PAGE No:	541 of 569

DOB EMPLOYEE STAMP:

DOB B-SCAN:

36" x 48" Arch E SHEET SIZE
FILE NAME: C:\Revit Local Files\EXTELL-865-AAI-TWR-CNF_Jaffeem.rvt
PLOT DATE: 6/2/2015 1:54:51 PM

DEPT OF BLDGS 121283635 Job Number
E395450000 Scan Code

36" x 48" Arch E SHEET SIZE

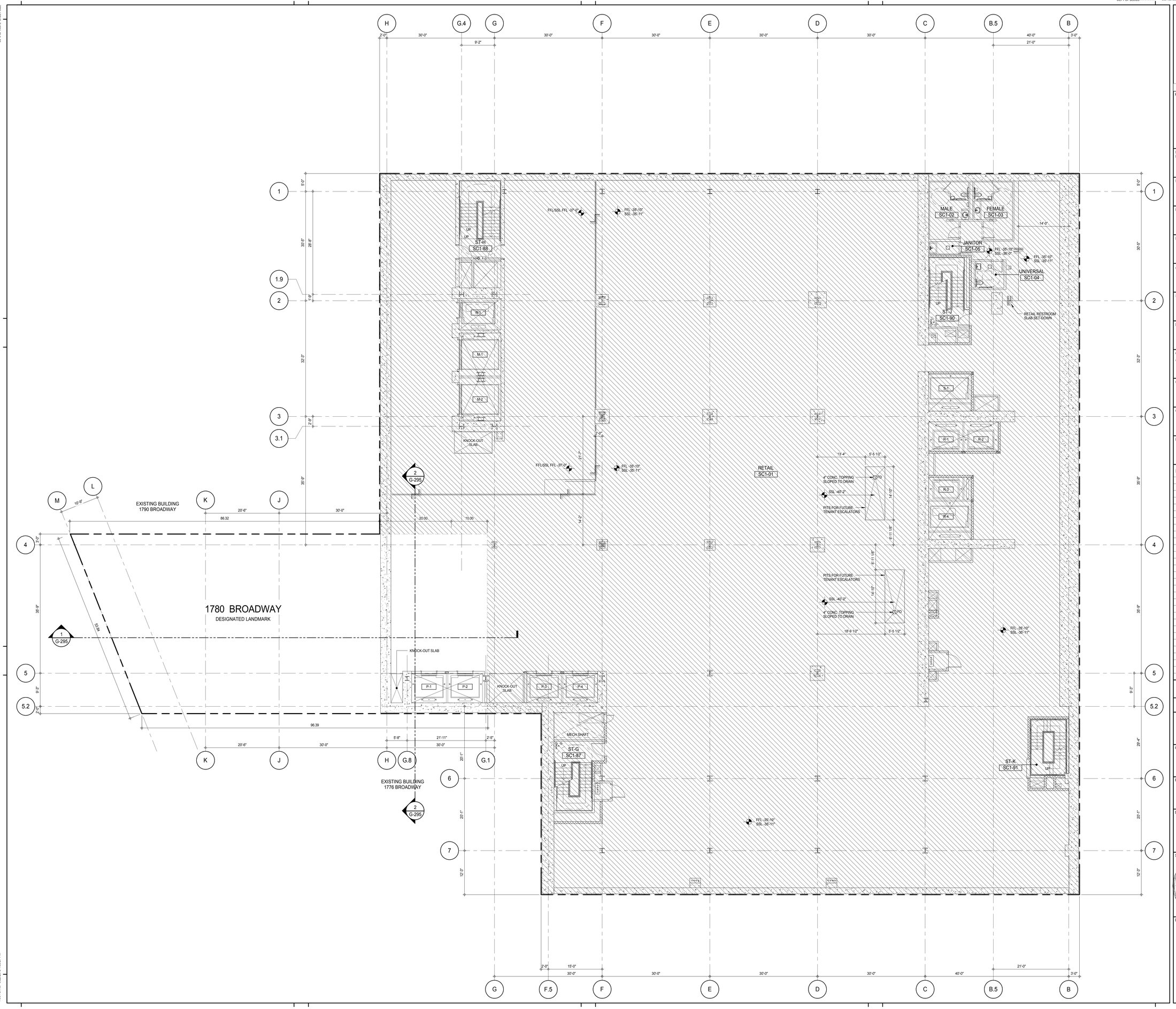

KEY PLAN:

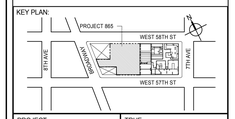

PROJECT NORTH

TRUE NORTH

DEVELOPER:
EXTELL DEVELOPMENT COMPANY
805 THIRD AVENUE, 7TH FLOOR
New York, NY 10022 USA
TEL: 212 712 6000 FAX: 212 712 6100

DESIGN ARCHITECT: Base Building Shell & Core
ADRIAN SMITH + GORDON GILL ARCHITECTURE
111 WEST MONROE STREET SUITE 2300
CHICAGO IL 60603
TEL: 312 920 1888 FAX: 312 920 1775

INTERIOR DESIGNER: Residential
Rottet Architecture and Design Studio, PLLC
298 Fifth Ave, 7th Floor
New York, NY 10001
TEL: 646 998 7000 FAX:

ARCHITECT OF RECORD: Base Building Shell, Core, & Residential
AAI ARCHITECTS, P.C.
401 Wellington St. W., 3rd Floor
Toronto, ON M5V 1E7 Canada
TEL: 416 967 1500 FAX: 416 967 7150

STRUCTURAL ENGINEERS:
WSP CANTOR SEINUK
228 EAST 45th Street
New York, NY 10017 USA
TEL: 212 687 9888 FAX: 646 487 5501

MEP ENGINEERS:
AKF GROUP
165 Broadway, 22nd Floor
New York, NY 10006 USA
TEL: 212 354 5656 FAX: 212 354 5668

GEOTECHNICAL ENGINEERS:
Langan Engineering & Environmental Services
21 Penn Plaza - 360 West 31st Street, 8th Floor
New York, NY 10001-2727
TEL: 212 479 5400 FAX: 212 479 5444

CODE CONSULTANTS:
Construction Consulting Associates
100 Church Street
New York, NY 10007
TEL: 212 385 1818 FAX: 212 385 1911

CURTAINWALL CONSULTANT:
AJLP Consulting
40 Worth Street. Suite 826
New York, NY 10013
TEL: 212 757 5659 FAX: 646 219 8508

LANDMARK/PRESERVATION CONSULTANT:
Jan Hird Pokorny Associates, Inc.
39 West 37th Street, 12A
New York, NY 10018
TEL: 212 759 6462 FAX: 212 759 6540

No.	DESCRIPTION	DATE
1	D.O.B. SUBMISSION	18 FEB 15
	D.O.B. SUBMISSION	27 APR 15

NOT FOR BID/CONSTRUCTION

Discrepancies must be reported immediately to the Architect before proceeding. Only figured dimensions are to be used. Contractors must check all dimensions on site. This drawing is protected by copyright.

ALL DIMENSIONS ARE SHOWN IN IMPERIAL.

CONSULTANT:

AAI ARCHITECTS, P.C.

PROJECT:

217 WEST 57TH STREET
NEW YORK, NY

DRAWING TITLE:

GENERAL ARRANGEMENT PLAN SUB CELLAR 1 1780 BROADWAY LANDMARK

SEAL & SIGNATURE:

REGISTERED ARCHITECT ADRIAN DAVID JAMES AA 026881 STATE OF NEW YORK

DATE:	18 FEB 15
PROJECT No:	1216-00
DRAWN: Author	REV: 1
CHK: Checker	
SCALE: 1/8" = 1'-0"	
DWG No:	G-102.01
DOB PAGE No:	542 of 569

DOB EMPLOYEE STAMP:

DOB B-SCAN:

FILE NAME: C:\Revit Local Files\EXTELL-865-AAI-TWR-CNF_Jadamm.rvt
PLOT DATE: 6/22/2015 1:32:27 PM

DEPT OF BLDGS 121282626 Job Number
E3152941430 Scan Code

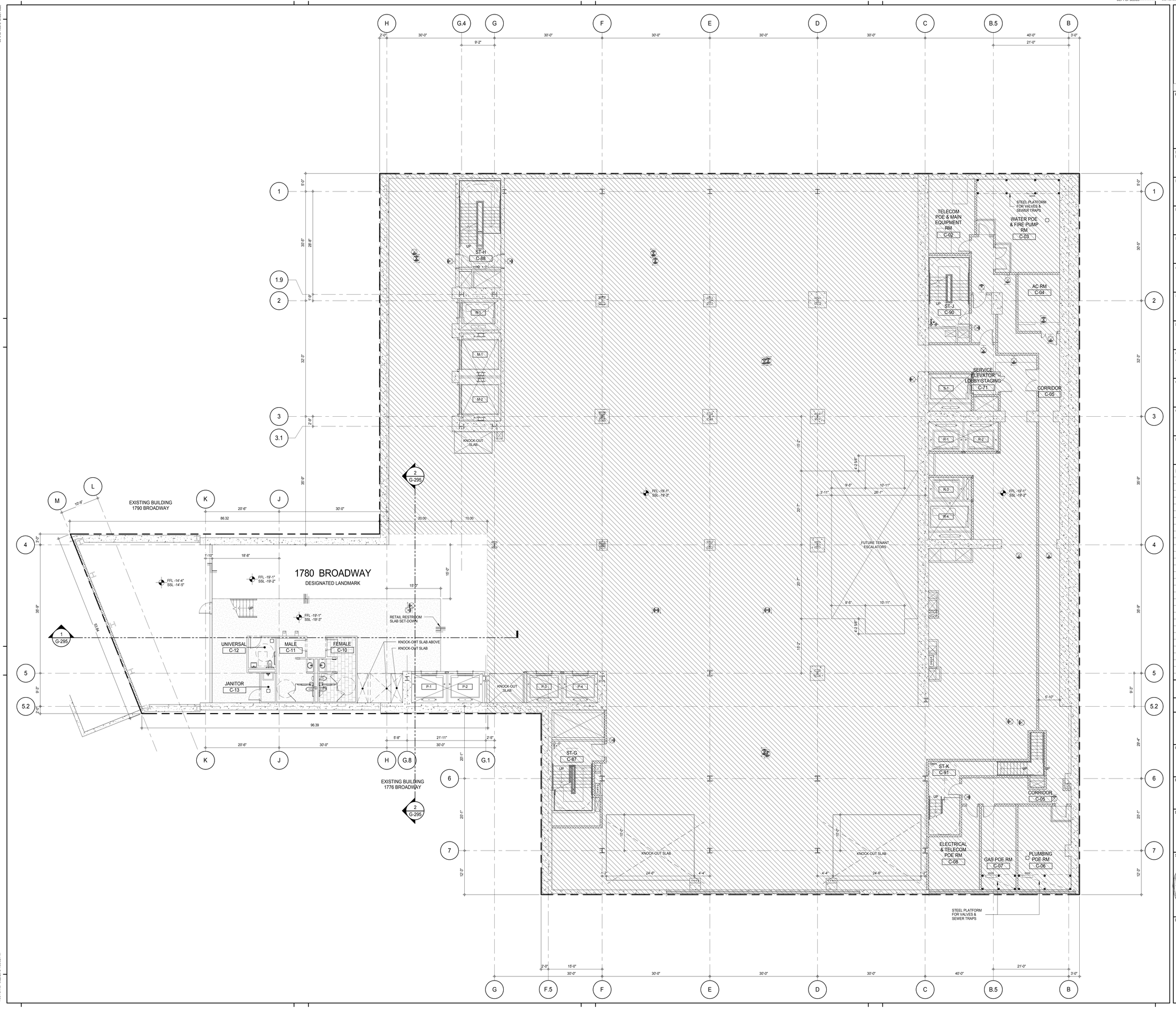

KEY PLAN:

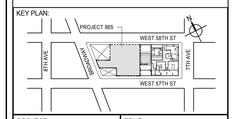

PROJECT NORTH

TRUE NORTH

DEVELOPER:
EXTELL DEVELOPMENT COMPANY
805 THIRD AVENUE, 7TH FLOOR
New York, NY 10022 USA
TEL: 212 712 6000 FAX: 212 712 6100

DESIGN ARCHITECT: Base Building Shell & Core
ADRIAN SMITH + GORDON GILL ARCHITECTURE
111 WEST MONROE STREET SUITE 2300
CHICAGO IL 60603
TEL: 312 920 1888 FAX: 312 920 1775

INTERIOR DESIGNER: Residential
Rottet Architecture and Design Studio, PLLC
298 Fifth Ave, 7th Floor
New York, NY 10001
TEL: 646 998 7000 FAX:

ARCHITECT OF RECORD: Base Building Shell, Core, & Residential
AAI ARCHITECTS, P.C.
401 Wellington St. W., 3rd Floor
Toronto, ON M5V 1E7 Canada
TEL: 416 967 1500 FAX: 416 967 7150

STRUCTURAL ENGINEERS:
WSP CANTOR SEINUK
228 EAST 45th Street
New York, NY 10017 USA
TEL: 212 687 9888 FAX: 646 487 5501

MEP ENGINEERS:
AKF GROUP
165 Broadway, 22nd Floor
New York, NY 10006 USA
TEL: 212 354 5656 FAX: 212 354 5668

GEOTECHNICAL ENGINEERS:
Langan Engineering & Environmental Services
21 Penn Plaza - 360 West 31st Street, 8th Floor
New York, NY 10001-2727
TEL: 212 479 5400 FAX: 212 479 5444

CODE CONSULTANTS:
Construction Consulting Associates
100 Church Street
New York, NY 10007
TEL: 212 385 1818 FAX: 212 385 1911

CURTAINWALL CONSULTANT:
AJLP Consulting
40 Worth Street. Suite 826
New York, NY 10013
TEL: 212 757 5659 FAX: 646 219 8508

LANDMARK/PRESERVATION CONSULTANT:
Jan Hird Pokorny Associates, Inc.
39 West 37th Street, 12A
New York, NY 10018
TEL: 212 759 6462 FAX: 212 759 6540

No.	DESCRIPTION	DATE
1	D.O.B. SUBMISSION	18 FEB 15
	D.O.B. SUBMISSION	27 APR 15

NOT FOR BID/CONSTRUCTION

Discrepancies must be reported immediately to the Architect before proceeding. Only figured dimensions are to be used. Contractors must check all dimensions on site. This drawing is protected by copyright.

ALL DIMENSIONS ARE SHOWN IN IMPERIAL.

CONSULTANT:

AAI ARCHITECTS, P.C.

PROJECT:

217 WEST 57TH STREET
NEW YORK, NY

DRAWING TITLE:

GENERAL ARRANGEMENT PLAN
CELLAR 1780 BROADWAY
LANDMARK

SEAL & SIGNATURE:

REGISTERED ARCHITECT ANDRE DAVID UNGERS 028883 STATE OF NEW YORK

DATE:	18 FEB 15
PROJECT No:	1216-00
DRAWN: Author	REV:
CHK: Checker	1
SCALE: 1/8" = 1'-0"	
DWG No:	G-103.01
DOB PAGE No:	543 of 569

DOB EMPLOYEE STAMP:

DOB B-SCAN:

36" x 48" Arch E SHEET SIZE
FILE NAME: C:\Revit Local Files\EXTELL-865-AAI-TWR-CNE_hadams.rvt
PLOT DATE: 9/22/2015 1:38:02 PM

DEPT OF BLDGS 421263626 Job Number
E344135995 Scan Code

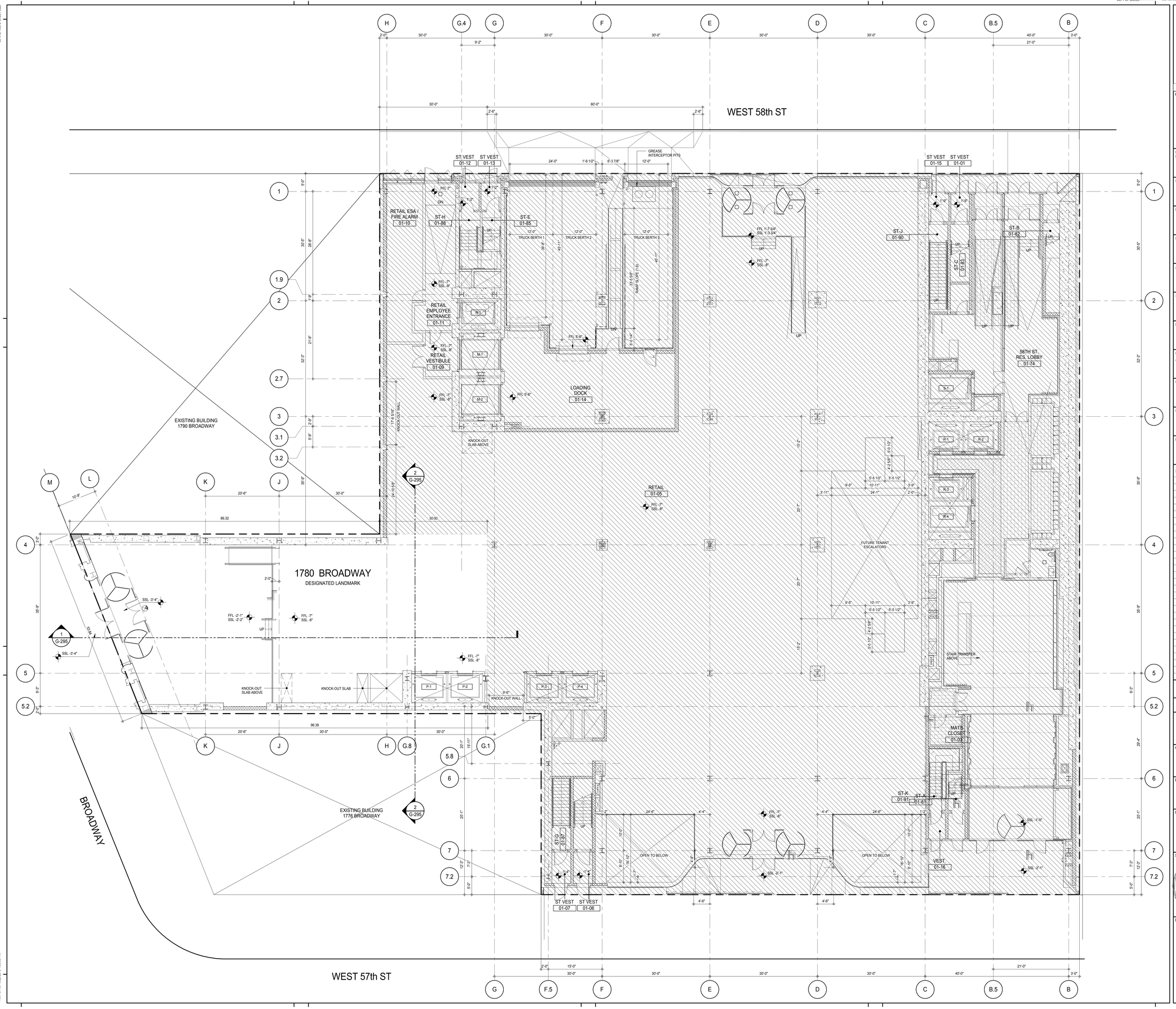

KEY PLAN:

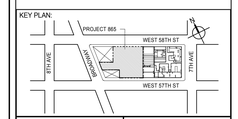

PROJECT NORTH

TRUE NORTH

DEVELOPER:
EXTELL DEVELOPMENT COMPANY
805 THIRD AVENUE, 7TH FLOOR
New York, NY 10022 USA
TEL: 212 712 6000 FAX: 212 712 6100

DESIGN ARCHITECT: Base Building Shell & Core
ADRIAN SMITH + GORDON GILL ARCHITECTURE
111 WEST MONROE STREET SUITE 2300
CHICAGO IL 60603
TEL: 312 920 1888 FAX: 312 920 1775

INTERIOR DESIGNER: Residential
Rottet Architecture and Design Studio, PLLC
298 Fifth Ave. 7th Floor
New York, NY 10001
TEL: 646 998 7000 FAX:

ARCHITECT OF RECORD: Base Building Shell, Core, & Residential
AAI ARCHITECTS, P.C.
401 Wellington St. W., 3rd Floor
Toronto, ON M5V 1E7 Canada
TEL: 416 967 1500 FAX: 416 967 7150

STRUCTURAL ENGINEERS:
WSP CANTOR SEINUK
228 EAST 45th Street
New York, NY 10017 USA
TEL: 212 687 9888 FAX: 646 487 5501

MEP ENGINEERS:
AKF GROUP
165 Broadway, 22nd Floor
New York, NY 10006 USA
TEL: 212 354 5656 FAX: 212 354 5668

GEOTECHNICAL ENGINEERS:
Langan Engineering & Environmental Services
21 Penn Plaza - 360 West 31st Street, 8th Floor
New York, NY 10001-2727
TEL: 212 479 5400 FAX: 212 479 5444

CODE CONSULTANTS:
Construction Consulting Associates
100 Church Street
New York, NY 10007
TEL: 212 385 1818 FAX: 212 385 1911

CURTAINWALL CONSULTANT:
AJLP Consulting
40 Worth Street. Suite 826
New York, NY 10013
TEL: 212 757 5659 FAX: 646 219 8508

LANDMARK/PRESERVATION CONSULTANT:
Jan Hird Pokorny Associates, Inc.
39 West 37th Street, 12A
New York, NY 10018
TEL: 212 759 6462 FAX: 212 759 6540

No.	DESCRIPTION	DATE
1	D.O.B. SUBMISSION	18 FEB 15
	D.O.B. SUBMISSION	27 APR 15

NOT FOR BID/CONSTRUCTION

Discrepancies must be reported immediately to the Architect before proceeding. Only figured dimensions are to be used. Contractors must check all dimensions on site. This drawing is protected by copyright.

ALL DIMENSIONS ARE SHOWN IN IMPERIAL.

CONSULTANT:

AAI ARCHITECTS, P.C.

PROJECT:

217 WEST 57TH STREET
NEW YORK, NY

DRAWING TITLE:

GENERAL ARRANGEMENT PLAN
GROUND FLOOR 1780 BROADWAY
LANDMARK

SEAL & SIGNATURE:

REGISTERED ARCHITECT ADE DAVID JAMES 026863 STATE OF NEW YORK

DATE:	18 FEB 15
PROJECT No:	1216-00
DRAWN: Author	REV:
CHK: Checker	1
SCALE: 1/8" = 1'-0"	
DWG No:	G-104.01
DOB PAGE No:	544 of 569

DOB EMPLOYEE STAMP:

DOB B-SCAN:

FILE NAME: C:\Revit Local Files\EXTELL-865-AAI-TWR-CNE_hadleam.rvt
PLOT DATE: 9/22/2015 1:38:39 PM
36" x 48" Arch E SHEET SIZE

DEPT OF BLDGS 421263626 Job Number
E383137449TS Scan Code

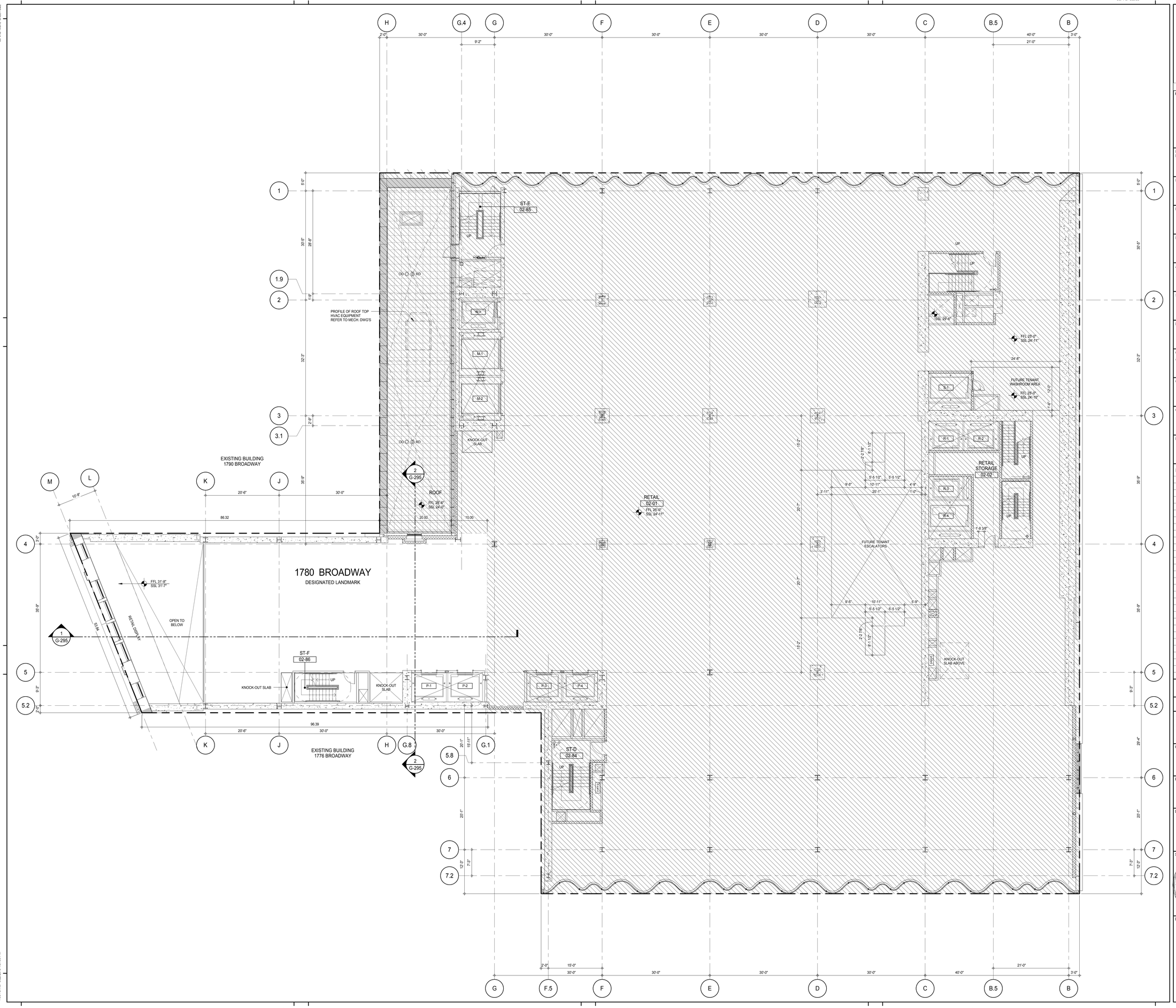

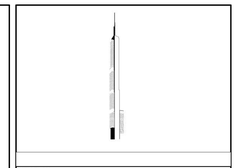

KEY PLAN:

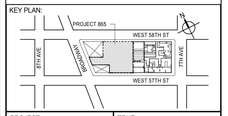

PROJECT NORTH

TRUE NORTH

DEVELOPER:
EXTELL DEVELOPMENT COMPANY
805 THIRD AVENUE, 7TH FLOOR
New York, NY 10022 USA
TEL: 212 712 6000 FAX: 212 712 6100

DESIGN ARCHITECT: Base Building Shell & Core
ADRIAN SMITH + GORDON GILL ARCHITECTURE
111 WEST MONROE STREET SUITE 2300
CHICAGO IL 60603
TEL: 312 920 1888 FAX: 312 920 1775

INTERIOR DESIGNER: Residential
Rottet Architecture and Design Studio, PLLC
298 Fifth Ave, 7th Floor
New York, NY 10001
TEL: 646 998 7000 FAX:

ARCHITECT OF RECORD: Base Building Shell, Core, & Residential
AAI ARCHITECTS, P.C.
401 Wellington St. W., 3rd Floor
Toronto, ON M5V 1E7 Canada
TEL: 416 967 1500 FAX: 416 967 7150

STRUCTURAL ENGINEERS:
WSP CANTOR SEINUK
228 EAST 45th Street
New York, NY 10017 USA
TEL: 212 687 9888 FAX: 646 487 5501

MEP ENGINEERS:
AKF GROUP
165 Broadway, 22nd Floor
New York, NY 10006 USA
TEL: 212 354 5656 FAX: 212 354 5668

GEOTECHNICAL ENGINEERS:
Langan Engineering & Environmental Services
21 Penn Plaza - 360 West 31st Street, 8th Floor
New York, NY 10001-2727
TEL: 212 479 5400 FAX: 212 479 5444

CODE CONSULTANTS:
Construction Consulting Associates
100 Church Street
New York, NY 10007
TEL: 212 385 1818 FAX: 212 385 1911

CURTAINWALL CONSULTANT:
AJLP Consulting
40 Worth Street. Suite 826
New York, NY 10013
TEL: 212 757 5659 FAX: 646 219 8508

LANDMARK/PRESERVATION CONSULTANT:
Jan Hird Pokorny Associates, Inc.
39 West 37th Street, 12A
New York, NY 10018
TEL: 212 759 6462 FAX: 212 759 6540

No.	DESCRIPTION	DATE
1	D.O.B. SUBMISSION	18 FEB 15
	D.O.B. SUBMISSION	27 APR 15

NOT FOR BID/CONSTRUCTION

Discrepancies must be reported immediately to the Architect before proceeding. Only figured dimensions are to be used. Contractors must check all dimensions on site. This drawing is protected by copyright.

ALL DIMENSIONS ARE SHOWN IN IMPERIAL.

CONSULTANT:

AAI ARCHITECTS, P.C.

PROJECT:

217 WEST 57TH STREET
NEW YORK, NY

DRAWING TITLE:

GENERAL ARRANGEMENT PLAN 2ND FLOOR 1780 BROADWAY LANDMARK

SEAL & SIGNATURE:

REGISTERED ARCHITECT AS DAVID JAMES AIA 029881 STATE OF NEW YORK

DATE:	18 FEB 15
PROJECT No:	1216-00
DRAWN: Author	REV: 1
CHK: Checker	
SCALE: 1/8" = 1'-0"	
DWG No:	G-105.01
DOB PAGE No:	545 of 569

DOB EMPLOYEE STAMP:

DOB B-SCAN:

36" x 48" Arch E SHEET SIZE
FILE NAME: C:\Revit Local Files\EXTELL-865-AAI-TWR-CNF_bwilsen.rvt
PLOT DATE: 6/22/2015 3:19:59 PM

DEPT OF BLDGS 121236505 Job Number
E300900412.pdf Scan Code

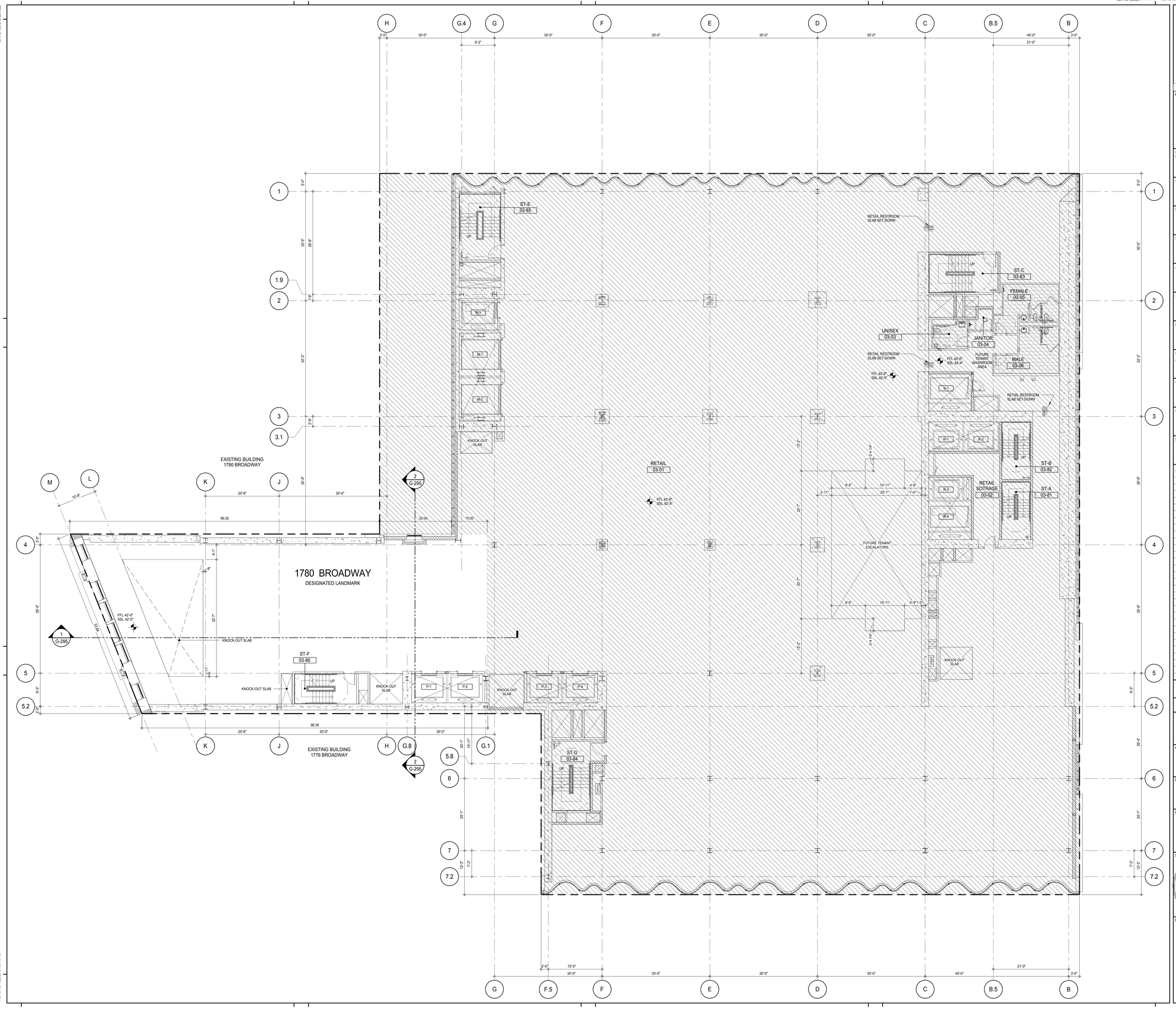

KEY PLAN:

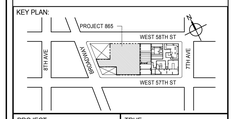

PROJECT NORTH

TRUE NORTH

DEVELOPER:
EXTELL DEVELOPMENT COMPANY
805 THIRD AVENUE, 7TH FLOOR
New York, NY 10022 USA
TEL: 212 712 6000 FAX: 212 712 6100

DESIGN ARCHITECT: Base Building Shell & Core
ADRIAN SMITH + GORDON GILL ARCHITECTURE
111 WEST MONROE STREET SUITE 2300
CHICAGO IL 60603
TEL: 312 920 1888 FAX: 312 920 1775

INTERIOR DESIGNER: Residential
Rottet Architecture and Design Studio, PLLC
298 Fifth Ave, 7th Floor
New York, NY 10001
TEL: 646 998 7000 FAX:

ARCHITECT OF RECORD: Base Building Shell, Core, & Residential
AAI ARCHITECTS, P.C.
401 Wellington St. W., 3rd Floor
Toronto, ON M5V 1E7 Canada
TEL: 416 967 1500 FAX: 416 967 7150

STRUCTURAL ENGINEERS:
WSP CANTOR SEINUK
228 EAST 45th Street
New York, NY 10017 USA
TEL: 212 687 9888 FAX: 646 487 5501

MEP ENGINEERS:
AKF GROUP
165 Broadway, 22nd Floor
New York, NY 10006 USA
TEL: 212 354 5656 FAX: 212 354 5668

GEOTECHNICAL ENGINEERS:
Langan Engineering & Environmental Services
21 Penn Plaza - 360 West 31st Street, 8th Floor
New York, NY 10001-2727
TEL: 212 479 5400 FAX: 212 479 5444

CODE CONSULTANTS:
Construction Consulting Associates
100 Church Street
New York, NY 10007
TEL: 212 385 1818 FAX: 212 385 1911

CURTAINWALL CONSULTANT:
AJLP Consulting
40 Worth Street. Suite 826
New York, NY 10013
TEL: 212 757 5659 FAX: 646 219 8508

LANDMARK/PRESERVATION CONSULTANT:
Jan Hird Pokorny Associates, Inc.
39 West 37th Street, 12A
New York, NY 10018
TEL: 212 759 6462 FAX: 212 759 6540

No.	DESCRIPTION	DATE
1	D.O.B. SUBMISSION	18 FEB 15
	D.O.B. SUBMISSION	27 APR 15

NOT FOR BID/CONSTRUCTION

Discrepancies must be reported immediately to the Architect before proceeding. Only figured dimensions are to be used. Contractors must check all dimensions on site. This drawing is protected by copyright.

ALL DIMENSIONS ARE SHOWN IN IMPERIAL.

CONSULTANT:

AAI ARCHITECTS, P.C.

PROJECT:

217 WEST 57TH STREET
NEW YORK, NY

DRAWING TITLE:

GENERAL ARRANGEMENT PLAN 3RD FLOOR 1780 BROADWAY LANDMARK

SEAL & SIGNATURE:

REGISTERED ARCHITECT PETER DAVID LAMBERT 022885 STATE OF NEW YORK

DATE:	18 FEB 15
PROJECT No:	1216-00
DRAWN: Author	REV: 1
CHK: Checker	
SCALE: 1/8" = 1'-0"	
DWG No:	G-106.01
DOB PAGE No:	546 of 569

DOB EMPLOYEE STAMP:

DOB B-SCAN:

36" x 48" Arch E SHEET SIZE
FILE NAME: C:\Revit Local Files\EXTELL-995-AAI-TWR-CNF_Author.rvt
PLOT DATE: 6/2/2015 5:53:49 PM

DEPT OF BLDGS 421263426 Job Number
E527189906 Scan Code

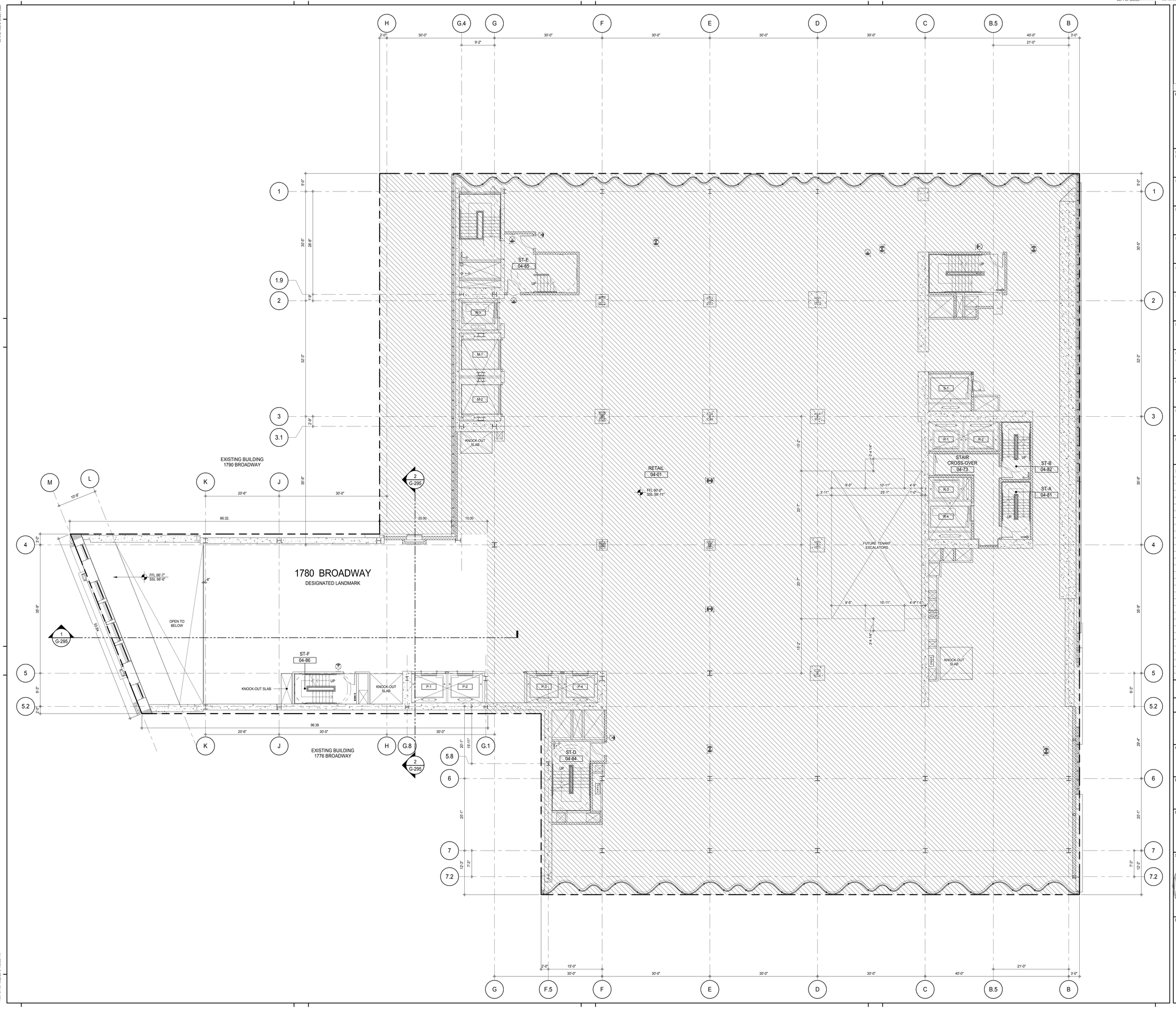



KEY PLAN:

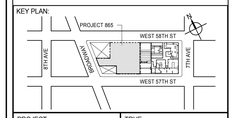

PROJECT NORTH

TRUE NORTH

DEVELOPER:
EXTELL DEVELOPMENT COMPANY
805 THIRD AVENUE, 7TH FLOOR
New York, NY 10022 USA
TEL: 212 712 6000 FAX: 212 712 6100

DESIGN ARCHITECT: Base Building Shell & Core
ADRIAN SMITH + GORDON GILL ARCHITECTURE
111 WEST MONROE STREET SUITE 2300
CHICAGO IL 60603
TEL: 312 920 1888 FAX: 312 920 1775

INTERIOR DESIGNER: Residential
Rottet Architecture and Design Studio, PLLC
298 Fifth Ave, 7th Floor
New York, NY 10001
TEL: 646 998 7000 FAX:

ARCHITECT OF RECORD: Base Building Shell, Core, & Residential
AAI ARCHITECTS, P.C.
401 Wellington St. W., 3rd Floor
Toronto, ON M5V 1E7 Canada
TEL: 416 967 1500 FAX: 416 967 7150

STRUCTURAL ENGINEERS:
WSP CANTOR SEINUK
228 EAST 45th Street
New York, NY 10017 USA
TEL: 212 687 9888 FAX: 646 487 5501

MEP ENGINEERS:
AKF GROUP
165 Broadway, 22nd Floor
New York, NY 10006 USA
TEL: 212 354 5656 FAX: 212 354 5668

GEOTECHNICAL ENGINEERS:
Langan Engineering & Environmental Services
21 Penn Plaza - 360 West 31st Street, 8th Floor
New York, NY 10001-2727
TEL: 212 479 5400 FAX: 212 479 5444

CODE CONSULTANTS:
Construction Consulting Associates
100 Church Street
New York, NY 10007
TEL: 212 385 1818 FAX: 212 385 1911

CURTAINWALL CONSULTANT:
AJLP Consulting
40 Worth Street. Suite 826
New York, NY 10013
TEL: 212 757 5659 FAX: 646 219 8508

LANDMARK/PRESERVATION CONSULTANT:
Jan Hird Pokorny Associates, Inc.
39 West 37th Street, 12A
New York, NY 10018
TEL: 212 759 6462 FAX: 212 759 6540

No.	DESCRIPTION	DATE
1	D.O.B. SUBMISSION	18 FEB 15
	D.O.B. SUBMISSION	27 APR 15

NOT FOR BID/CONSTRUCTION

Discrepancies must be reported immediately to the Architect before proceeding. Only figured dimensions are to be used. Contractors must check all dimensions on site. This drawing is protected by copyright.

ALL DIMENSIONS ARE SHOWN IN IMPERIAL.

CONSULTANT:

AAI ARCHITECTS, P.C.

PROJECT:

217 WEST 57TH STREET
NEW YORK, NY

DRAWING TITLE:

GENERAL ARRANGEMENT PLAN 4TH FLOOR 1780 BROADWAY LANDMARK

SEAL & SIGNATURE:

REGISTERED ARCHITECT PETER DAVID LAMBERT 022885 STATE OF NEW YORK

DATE:	18 FEB 15
PROJECT No:	1216-00
DRAWN: Author	REV: 1
CHK: Checker	
SCALE: 1/8" = 1'-0"	
DWG No:	G-107.01
DOB PAGE No:	547 of 569

DOB EMPLOYEE STAMP:

DOB B-SCAN:

36" x 48" Arch E SHEET SIZE
FILE NAME: C:\Revit Local Files\EXTELL-865-AAI-TWR-CNF_Auditorm.rvt
PLOT DATE: 6/2/2015 5:58:25 PM

DEPT OF BLDGS 121236305 Job Number
E39164380E6 Scan Code

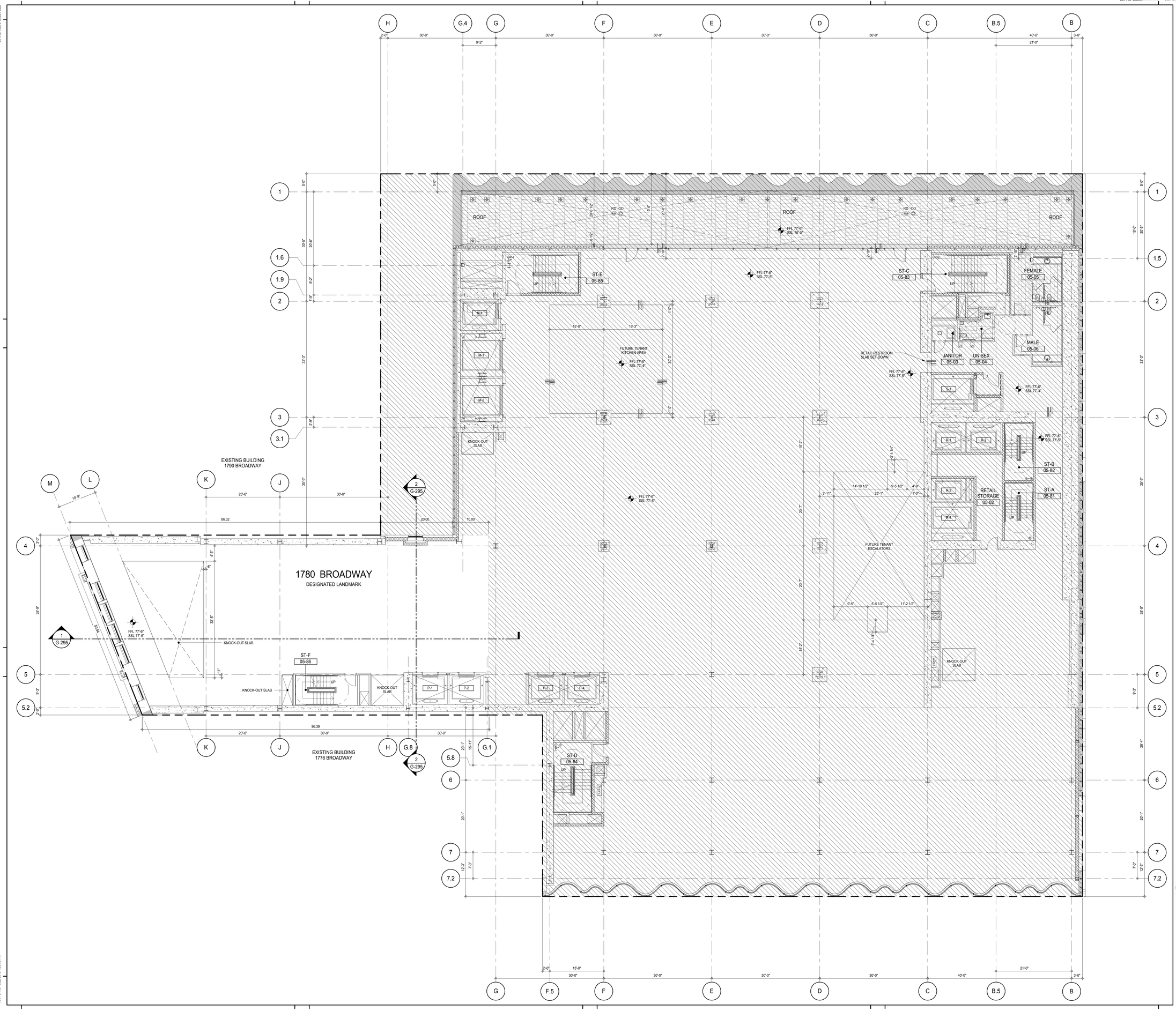



KEY PLAN:

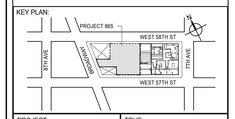

PROJECT NORTH

TRUE NORTH

DEVELOPER:
EXTELL DEVELOPMENT COMPANY
805 THIRD AVENUE, 7TH FLOOR
New York, NY 10022 USA
TEL: 212 712 6000 FAX: 212 712 6100

DESIGN ARCHITECT: Base Building Shell & Core
ADRIAN SMITH + GORDON GILL ARCHITECTURE
111 WEST MONROE STREET SUITE 2300
CHICAGO IL 60603
TEL: 312 920 1888 FAX: 312 920 1775

INTERIOR DESIGNER: Residential
Rottet Architecture and Design Studio, PLLC
298 Fifth Ave, 7th Floor
New York, NY 10001
TEL: 646 998 7000 FAX:

ARCHITECT OF RECORD: Base Building Shell, Core, & Residential
AAI ARCHITECTS, P.C.
401 Wellington St. W., 3rd Floor
Toronto, ON M5V 1E7 Canada
TEL: 416 967 1500 FAX: 416 967 7150

STRUCTURAL ENGINEERS:
WSP CANTOR SEINUK
228 EAST 45th Street
New York, NY 10017 USA
TEL: 212 687 9888 FAX: 646 487 5501

MEP ENGINEERS:
AKF GROUP
165 Broadway, 22nd Floor
New York, NY 10006 USA
TEL: 212 354 5656 FAX: 212 354 5668

GEOTECHNICAL ENGINEERS:
Langan Engineering & Environmental Services
21 Penn Plaza - 360 West 31st Street, 8th Floor
New York, NY 10001-2727
TEL: 212 479 5400 FAX: 212 479 5444

CODE CONSULTANTS:
Construction Consulting Associates
100 Church Street
New York, NY 10007
TEL: 212 385 1818 FAX: 212 385 1911

CURTAINWALL CONSULTANT:
AJLP Consulting
40 Worth Street. Suite 826
New York, NY 10013
TEL: 212 757 5659 FAX: 646 219 8508

LANDMARK/PRESERVATION CONSULTANT:
Jan Hird Pokorny Associates, Inc.
39 West 37th Street, 12A
New York, NY 10018
TEL: 212 759 6462 FAX: 212 759 6540

No.	DESCRIPTION	DATE
1	D.O.B. SUBMISSION	18 FEB 15
	D.O.B. SUBMISSION	27 APR 15

NOT FOR BID/CONSTRUCTION

Discrepancies must be reported immediately to the Architect before proceeding. Only figured dimensions are to be used. Contractors must check all dimensions on site. This drawing is protected by copyright.

ALL DIMENSIONS ARE SHOWN IN IMPERIAL.

CONSULTANT:

AAI ARCHITECTS, P.C.

PROJECT:

217 WEST 57TH STREET
NEW YORK, NY

DRAWING TITLE:

GENERAL ARRANGEMENT PLAN 5TH FLOOR 1780 BROADWAY LANDMARK

SEAL & SIGNATURE:

REGISTERED ARCHITECT
PETER DAVID LOMBARDI
No. 022885
STATE OF NEW YORK

DATE:	18 FEB 15
PROJECT No:	1216-00
DRAWN: Author	REV: 1
CHK: Checker	
SCALE: 1/8" = 1'-0"	
DWG No:	G-108.01
DOB PAGE No:	548 of 569

DOB EMPLOYEE STAMP:

DOB B-SCAN:

36" x 48" Arch E SHEET SIZE
FILE NAME: C:\Revit Local Files\EXTELL-995-AAI-TWR-CNF_Jupiter.rvt
PLOT DATE: 6/2/2015 5:58:09 PM

DEPT OF BLDGS 121267505 Job Number
E301005204 Scan Code

36" x 48" Arch E SHEET SIZE

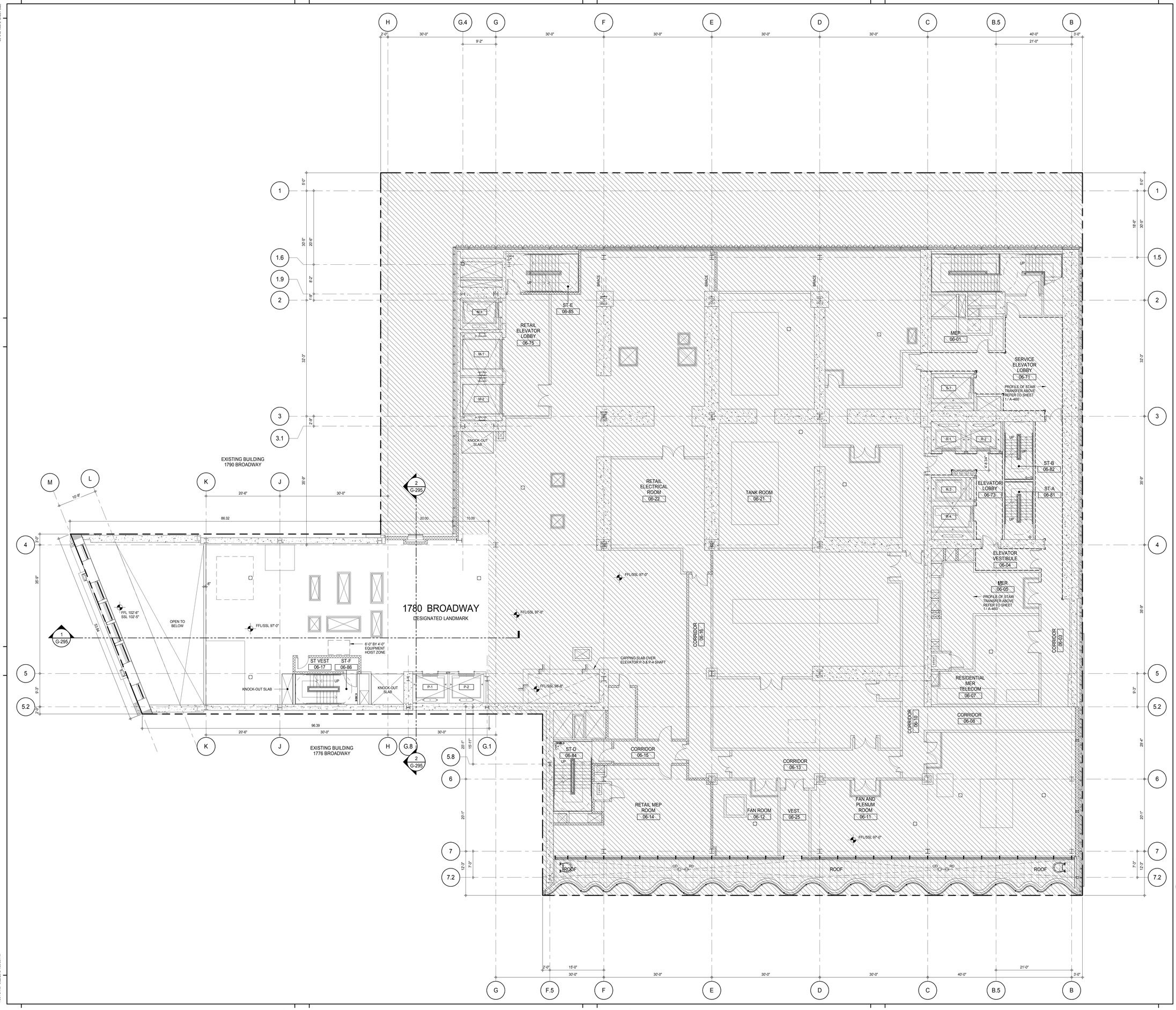

KEY PLAN:

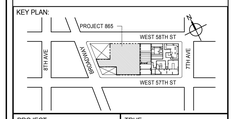

PROJECT NORTH:

TRUE NORTH

DEVELOPER:
EXTELL DEVELOPMENT COMPANY
805 THIRD AVENUE, 7TH FLOOR
New York, NY 10022 USA
TEL: 212 712 6000 FAX: 212 712 6100

DESIGN ARCHITECT: Base Building Shell & Core
ADRIAN SMITH + GORDON GILL ARCHITECTURE
111 WEST MONROE STREET SUITE 2300
CHICAGO IL 60603
TEL: 312 920 1888 FAX: 312 920 1775

INTERIOR DESIGNER: Residential
Rottet Architecture and Design Studio, PLLC
298 Fifth Ave, 7th Floor
New York, NY 10001
TEL: 646 998 7000 FAX:

ARCHITECT OF RECORD: Base Building Shell, Core, & Residential
AAI ARCHITECTS, P.C.
401 Wellington St. W., 3rd Floor
Toronto, ON M5V 1E7 Canada
TEL: 416 967 1500 FAX: 416 967 7150

STRUCTURAL ENGINEERS:
WSP CANTOR SEINUK
228 EAST 45th Street
New York, NY 10017 USA
TEL: 212 687 9888 FAX: 646 487 5501

MEP ENGINEERS:
AKF GROUP
165 Broadway, 22nd Floor
New York, NY 10006 USA
TEL: 212 354 5656 FAX: 212 354 5668

GEOTECHNICAL ENGINEERS:
Langan Engineering & Environmental Services
21 Penn Plaza - 360 West 31st Street, 8th Floor
New York, NY 10001-2727
TEL: 212 479 5400 FAX: 212 479 5444

CODE CONSULTANTS:
Construction Consulting Associates
100 Church Street
New York, NY 10007
TEL: 212 385 1818 FAX: 212 385 1911

CURTAINWALL CONSULTANT:
AJLP Consulting
40 Worth Street. Suite 826
New York, NY 10013
TEL: 212 757 5659 FAX: 646 219 8508

LANDMARK/PRESERVATION CONSULTANT:
Jan Hird Pokorny Associates, Inc.
39 West 37th Street, 12A
New York, NY 10018
TEL: 212 759 6462 FAX: 212 759 6540

No.	DESCRIPTION	DATE
1	D.O.B. SUBMISSION	18 FEB 15
	D.O.B. SUBMISSION	27 APR 15

NOT FOR BID/CONSTRUCTION

Discrepancies must be reported immediately to the Architect before proceeding. Only figured dimensions are to be used. Contractors must check all dimensions on site. This drawing is protected by copyright.

ALL DIMENSIONS ARE SHOWN IN IMPERIAL.

CONSULTANT:

AAI ARCHITECTS, P.C.

PROJECT:

217 WEST 57TH STREET
NEW YORK, NY

DRAWING TITLE:

GENERAL ARRANGEMENT PLAN 6TH FLOOR 1780 BROADWAY LANDMARK

SEAL & SIGNATURE:

REGISTERED ARCHITECT ADRIAN DAVID JASKIER No. 028881 STATE OF NEW YORK

DATE:	18 FEB 15
PROJECT No:	1216-00
DRAWN: Author	REV: 1
CHK: Checker	
SCALE: 1/8" = 1'-0"	
DWG No:	G-109.01
DOB PAGE No:	549 of 569

DOB EMPLOYEE STAMP:

DOB B-SCAN:

FILE NAME: C:\Revit Local Files\EXTELL-865-AAI-TWR-CNE_Jaskierm.rvt
PLOT DATE: 9/22/2015 1:39:55 PM

DEPT OF BLDGS 421263626 Job Number
E516411053 Scan Code

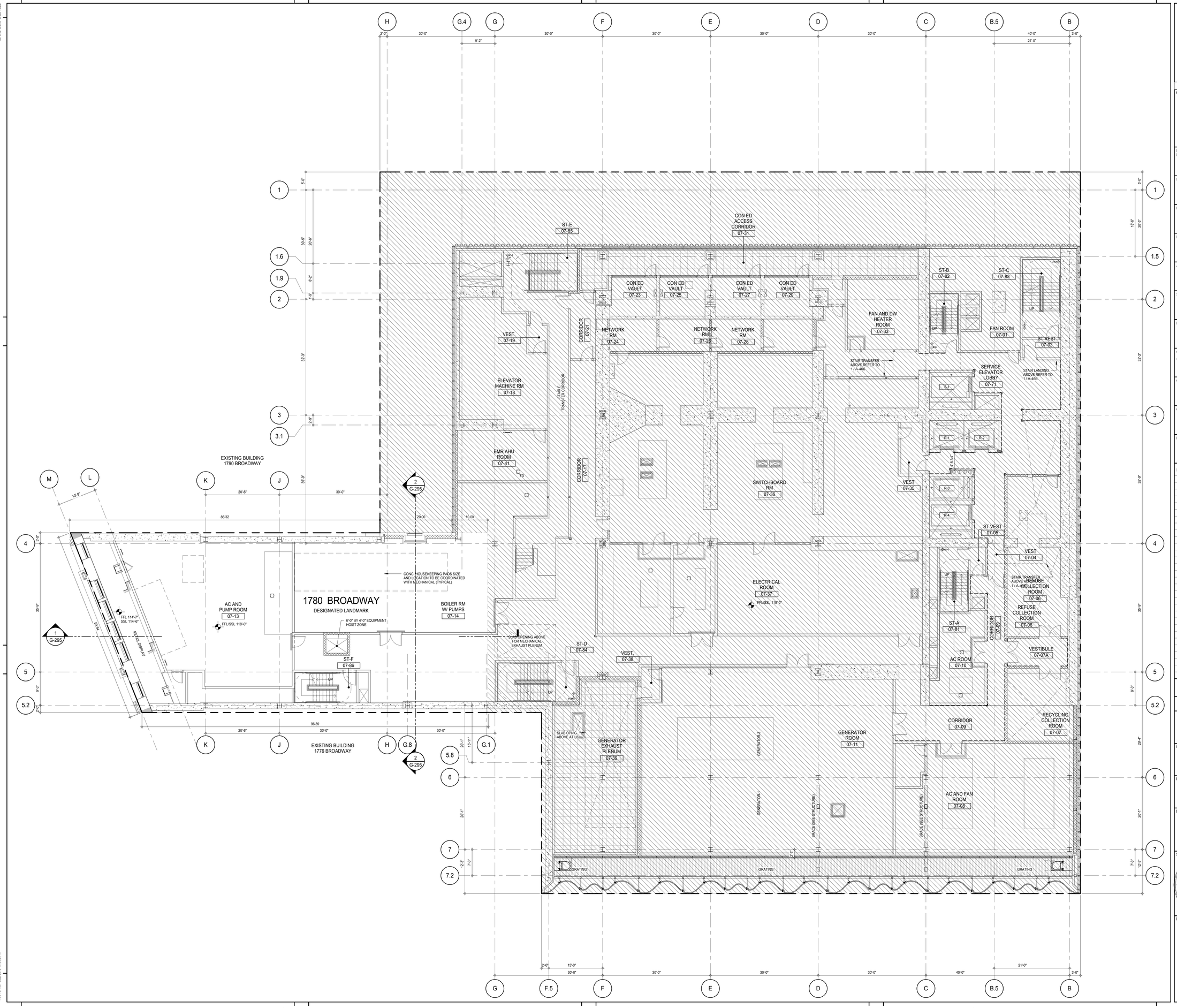

KEY PLAN:

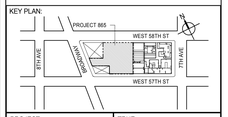

PROJECT NORTH

TRUE NORTH

DEVELOPER:
EXTELL DEVELOPMENT COMPANY
805 THIRD AVENUE, 7TH FLOOR
New York, NY 10022 USA
TEL: 212 712 6000 FAX: 212 712 6100

DESIGN ARCHITECT: Base Building Shell & Core
ADRIAN SMITH + GORDON GILL ARCHITECTURE
111 WEST MONROE STREET SUITE 2300
CHICAGO IL 60603
TEL: 312 920 1888 FAX: 312 920 1775

INTERIOR DESIGNER: Residential
Rottet Architecture and Design Studio, PLLC
298 Fifth Ave, 7th Floor
New York, NY 10001
TEL: 646 998 7000 FAX:

ARCHITECT OF RECORD: Base Building Shell, Core, & Residential
AAI ARCHITECTS, P.C.
401 Wellington St. W., 3rd Floor
Toronto, ON M5V 1E7 Canada
TEL: 416 967 1500 FAX: 416 967 7150

STRUCTURAL ENGINEERS:
WSP CANTOR SEINUK
228 EAST 45th Street
New York, NY 10017 USA
TEL: 212 687 9888 FAX: 646 487 5501

MEP ENGINEERS:
AKF GROUP
165 Broadway, 22nd Floor
New York, NY 10006 USA
TEL: 212 354 5656 FAX: 212 354 5668

GEOTECHNICAL ENGINEERS:
Langan Engineering & Environmental Services
21 Penn Plaza - 360 West 31st Street, 8th Floor
New York, NY 10001-2727
TEL: 212 479 5400 FAX: 212 479 5444

CODE CONSULTANTS:
Construction Consulting Associates
100 Church Street
New York, NY 10007
TEL: 212 385 1818 FAX: 212 385 1911

CURTAINWALL CONSULTANT:
AJLP Consulting
40 Worth Street. Suite 826
New York, NY 10013
TEL: 212 757 5659 FAX: 646 219 8508

LANDMARK/PRESERVATION CONSULTANT:
Jan Hird Pokorny Associates, Inc.
39 West 37th Street, 12A
New York, NY 10018
TEL: 212 759 6462 FAX: 212 759 6540

No.	DESCRIPTION	DATE
1	D.O.B. SUBMISSION	18 FEB 15
	D.O.B. SUBMISSION	27 APR 15

NOT FOR BID/CONSTRUCTION

Discrepancies must be reported immediately to the Architect before proceeding. Only figured dimensions are to be used. Contractors must check all dimensions on site. This drawing is protected by copyright.

ALL DIMENSIONS ARE SHOWN IN IMPERIAL.

CONSULTANT:
AAI ARCHITECTS, P.C.

PROJECT:
217 WEST 57TH STREET
NEW YORK, NY

DRAWING TITLE:
GENERAL ARRANGEMENT PLAN 7TH FLOOR 1780 BROADWAY LANDMARK

SEAL & SIGNATURE:
REGISTERED ARCHITECT JOSE DAVID JASSER 028863 STATE OF NEW YORK

DATE:	18 FEB 15
PROJECT No:	1216-00
DRAWN: Author	REV: 1
CHK: Checker	
SCALE: 1/8" = 1'-0"	
DWG No:	G-110.01
DOB PAGE No:	550 of 569

DOB EMPLOYEE STAMP:

DOB B-SCAN:

FILE NAME: C:\Revit Local Files\EXTELL-865 AAI-TWR.CNF_Jasser.rvt
PLOT DATE: 9/2/2015 1:45:32 PM

DEPT OF BLDGS 121235025 Job Number
E395145390175 Scan Code

36" x 48" Arch E SHEET SIZE

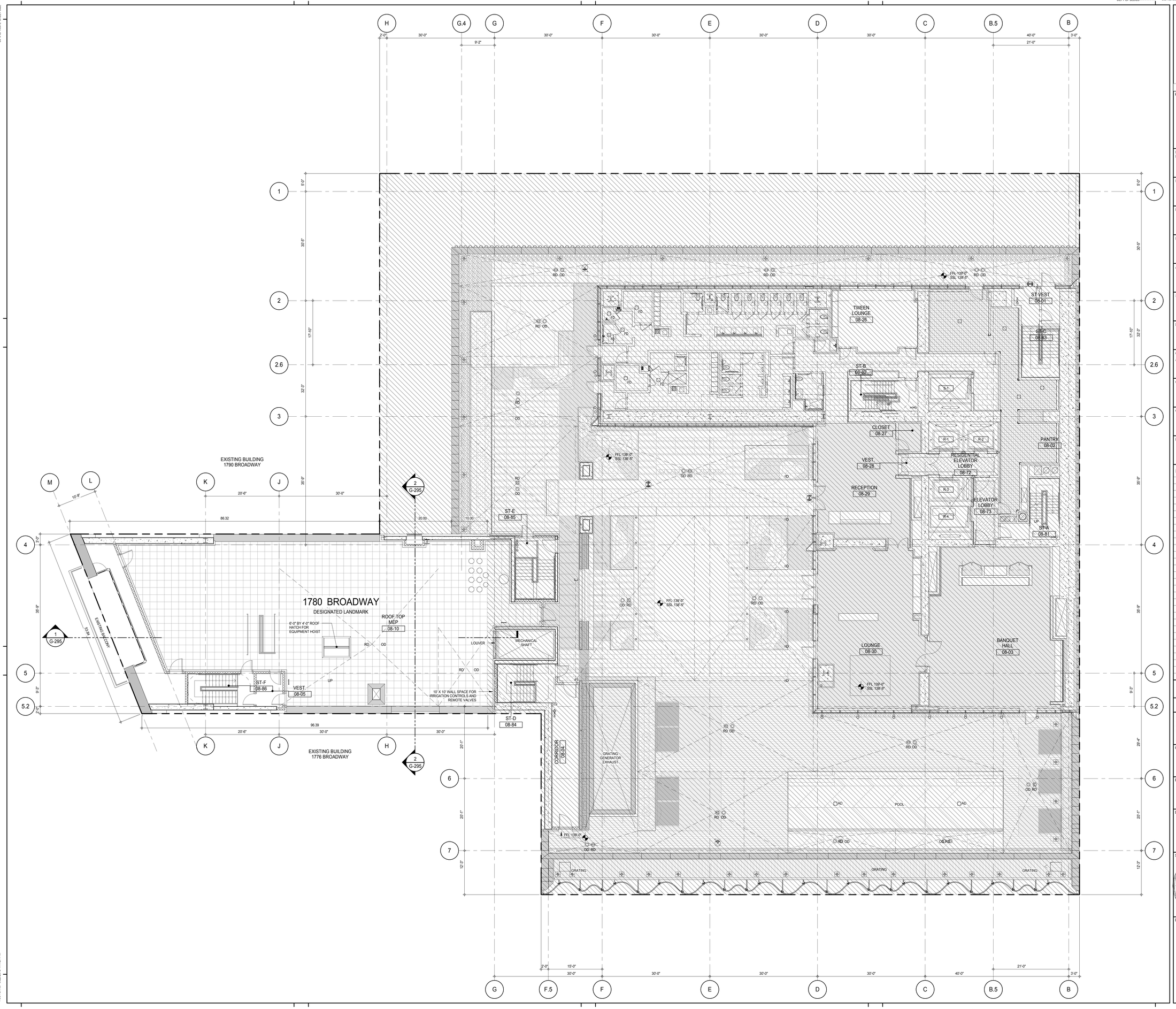

KEY PLAN:

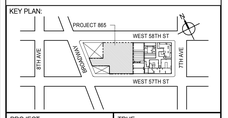

PROJECT NORTH

TRUE NORTH

DEVELOPER:
EXTELL DEVELOPMENT COMPANY
805 THIRD AVENUE, 7TH FLOOR
New York, NY 10022 USA
TEL: 212 712 6000 FAX: 212 712 6100

DESIGN ARCHITECT: Base Building Shell & Core
ADRIAN SMITH + GORDON GILL ARCHITECTURE
111 WEST MONROE STREET SUITE 2300
CHICAGO IL 60603
TEL: 312 920 1888 FAX: 312 920 1775

INTERIOR DESIGNER: Residential
Rottet Architecture and Design Studio, PLLC
298 Fifth Ave, 7th Floor
New York, NY 10001
TEL: 646 998 7000 FAX:

ARCHITECT OF RECORD: Base Building Shell, Core, & Residential
AAI ARCHITECTS, P.C.
401 Wellington St. W., 3rd Floor
Toronto, ON M5V 1E7 Canada
TEL: 416 967 1500 FAX: 416 967 7150

STRUCTURAL ENGINEERS:
WSP CANTOR SEINUK
228 EAST 45th Street
New York, NY 10017 USA
TEL: 212 687 9888 FAX: 646 487 5501

MEP ENGINEERS:
AKF GROUP
165 Broadway, 22nd Floor
New York, NY 10006 USA
TEL: 212 354 5656 FAX: 212 354 5668

GEOTECHNICAL ENGINEERS:
Langan Engineering & Environmental Services
21 Penn Plaza - 360 West 31st Street, 8th Floor
New York, NY 10001-2727
TEL: 212 479 5400 FAX: 212 479 5444

CODE CONSULTANTS:
Construction Consulting Associates
100 Church Street
New York, NY 10007
TEL: 212 385 1818 FAX: 212 385 1911

CURTAINWALL CONSULTANT:
AJLP Consulting
40 Worth Street. Suite 826
New York, NY 10013
TEL: 212 757 5659 FAX: 646 219 8508

LANDMARK/PRESERVATION CONSULTANT:
Jan Hird Pokorny Associates, Inc.
39 West 37th Street, 12A
New York, NY 10018
TEL: 212 759 6462 FAX: 212 759 6540

No.	DESCRIPTION	DATE
1	D.O.B. SUBMISSION	18 FEB 15
	D.O.B. SUBMISSION	27 APR 15

NOT FOR BID/CONSTRUCTION

Discrepancies must be reported immediately to the Architect before proceeding. Only figured dimensions are to be used. Contractors must check all dimensions on site. This drawing is protected by copyright.

ALL DIMENSIONS ARE SHOWN IN IMPERIAL.

CONSULTANT:

AAI ARCHITECTS, P.C.

PROJECT:

217 WEST 57TH STREET
NEW YORK, NY

DRAWING TITLE:

GENERAL ARRANGEMENT PLAN 8TH FLOOR 1780 BROADWAY LANDMARK

SEAL & SIGNATURE:

REGISTERED ARCHITECT JAE DAVID JANSEN No. 028881 STATE OF NEW YORK

DATE:	18 FEB 15
PROJECT No:	1216-00
DRAWN: Author	REV:
CHK: Checker	1
SCALE: 1/8" = 1'-0"	
DWG No:	G-111.01
DOB PAGE No:	551 of 569

DOB EMPLOYEE STAMP:

DOB B-SCAN:

FILE NAME: C:\Revit Local Files\EXTELL-865-AAI-TYWI-CNF_Jansen.rvt
PLOT DATE: 9/22/2015 1:41:24 PM

DEPT OF BLDGS 121253505 Job Number
E2525774669 Scan Code

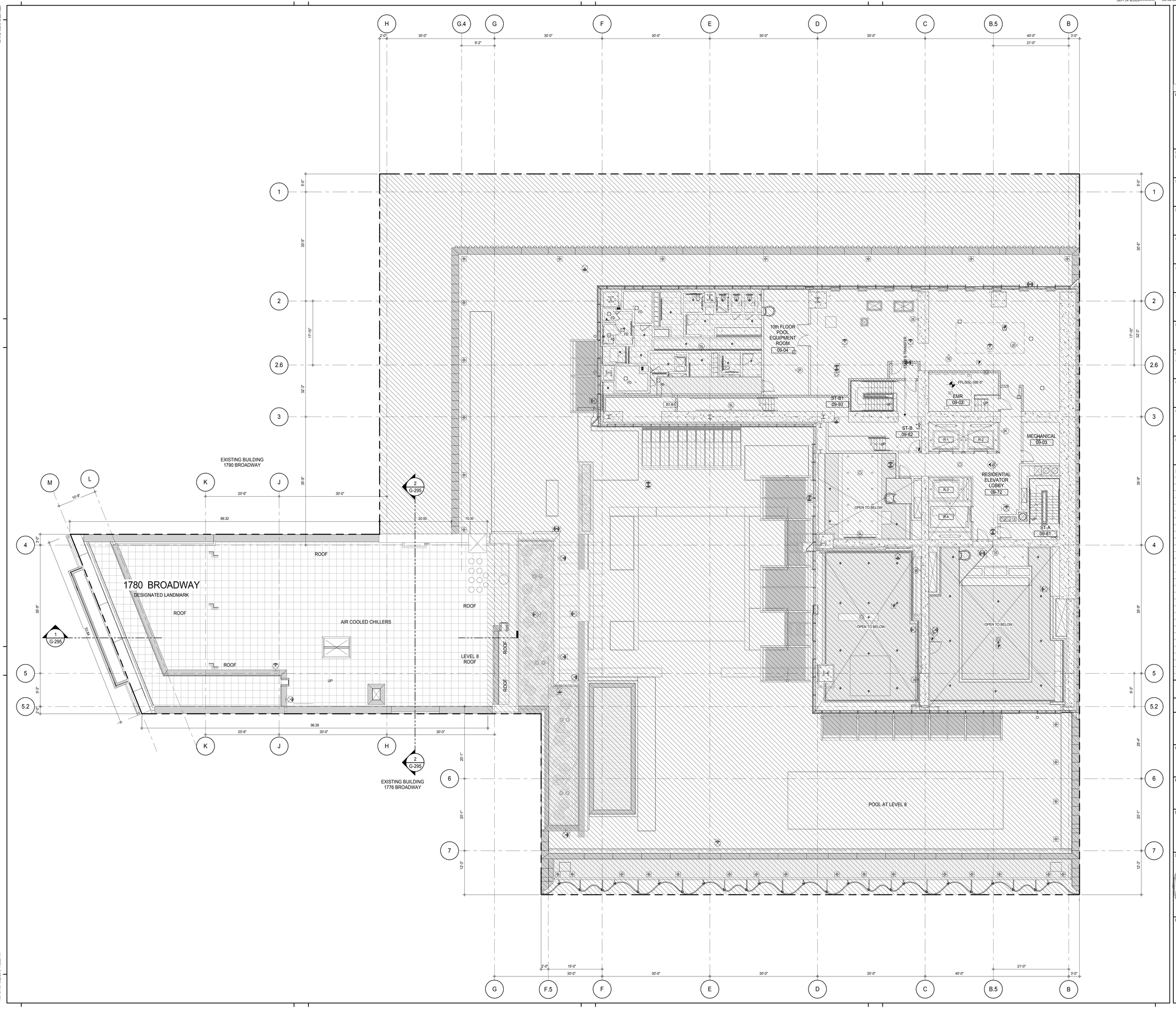

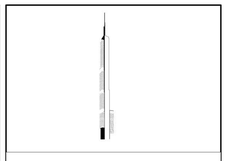

KEY PLAN:

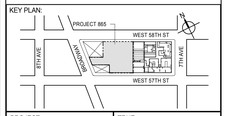

PROJECT NORTH

TRUE NORTH

DEVELOPER:
EXTELL DEVELOPMENT COMPANY
805 THIRD AVENUE, 7TH FLOOR
New York, NY 10022 USA
TEL: 212 712 6000 FAX: 212 712 6100

DESIGN ARCHITECT: Base Building Shell & Core
ADRIAN SMITH + GORDON GILL ARCHITECTURE
111 WEST MONROE STREET SUITE 2300
CHICAGO IL 60603
TEL: 312 920 1888 FAX: 312 920 1775

INTERIOR DESIGNER: Residential
Rottet Architecture and Design Studio, PLLC
298 Fifth Ave, 7th Floor
New York, NY 10001
TEL: 646 998 7000 FAX:

ARCHITECT OF RECORD: Base Building Shell, Core, & Residential
AAI ARCHITECTS, P.C.
401 Wellington St. W., 3rd Floor
Toronto, ON M5V 1E7 Canada
TEL: 416 967 1500 FAX: 416 967 7150

STRUCTURAL ENGINEERS:
WSP CANTOR SEINUK
228 EAST 45th Street
New York, NY 10017 USA
TEL: 212 687 9888 FAX: 646 487 5501

MEP ENGINEERS:
AKF GROUP
165 Broadway, 22nd Floor
New York, NY 10006 USA
TEL: 212 354 5656 FAX: 212 354 5668

GEOTECHNICAL ENGINEERS:
Langan Engineering & Environmental Services
21 Penn Plaza - 360 West 31st Street, 8th Floor
New York, NY 10001-2727
TEL: 212 479 5400 FAX: 212 479 5444

CODE CONSULTANTS:
Construction Consulting Associates
100 Church Street
New York, NY 10007
TEL: 212 385 1818 FAX: 212 385 1911

CURTAINWALL CONSULTANT:
AJLP Consulting
40 Worth Street. Suite 826
New York, NY 10013
TEL: 212 757 5659 FAX: 646 219 8508

LANDMARK/PRESERVATION CONSULTANT:
Jan Hird Pokorny Associates, Inc.
39 West 37th Street, 12A
New York, NY 10018
TEL: 212 759 6462 FAX: 212 759 6540

No.	DESCRIPTION	DATE
1	D.O.B. SUBMISSION	18 FEB 15
	D.O.B. SUBMISSION	27 APR 15

NOT FOR BID/CONSTRUCTION

Discrepancies must be reported immediately to the Architect before proceeding. Only figured dimensions are to be used. Contractors must check all dimensions on site. This drawing is protected by copyright.

ALL DIMENSIONS ARE SHOWN IN IMPERIAL.

CONSULTANT:

AAI ARCHITECTS, P.C.

PROJECT:

217 WEST 57TH STREET
NEW YORK, NY

DRAWING TITLE:

GENERAL ARRANGEMENT PLAN 9TH FLOOR 1780 BROADWAY LANDMARK

SEAL & SIGNATURE:

REGISTERED ARCHITECT JAMES DAVID JANSSEN 026881 STATE OF NEW YORK

DATE:	18 FEB 15
PROJECT No:	1216-00
DRAWN: Author	REV:
CHK: Checker	1
SCALE: 1/8" = 1'-0"	
DWG No:	G-112.01
DOB PAGE No:	552 of 569

DOB EMPLOYEE STAMP:

DOB B-SCAN:

FILE NAME: C:\Revit Local Files\EXTELL-865-AAI-TWR-CNE_healterm.rvt
PLOT DATE: 9/22/2015 1:42:23 PM
36" x 48" Arch E SHEET SIZE

DEPT OF BLDGS 421206305 Job Number
E399961313 Scan Code

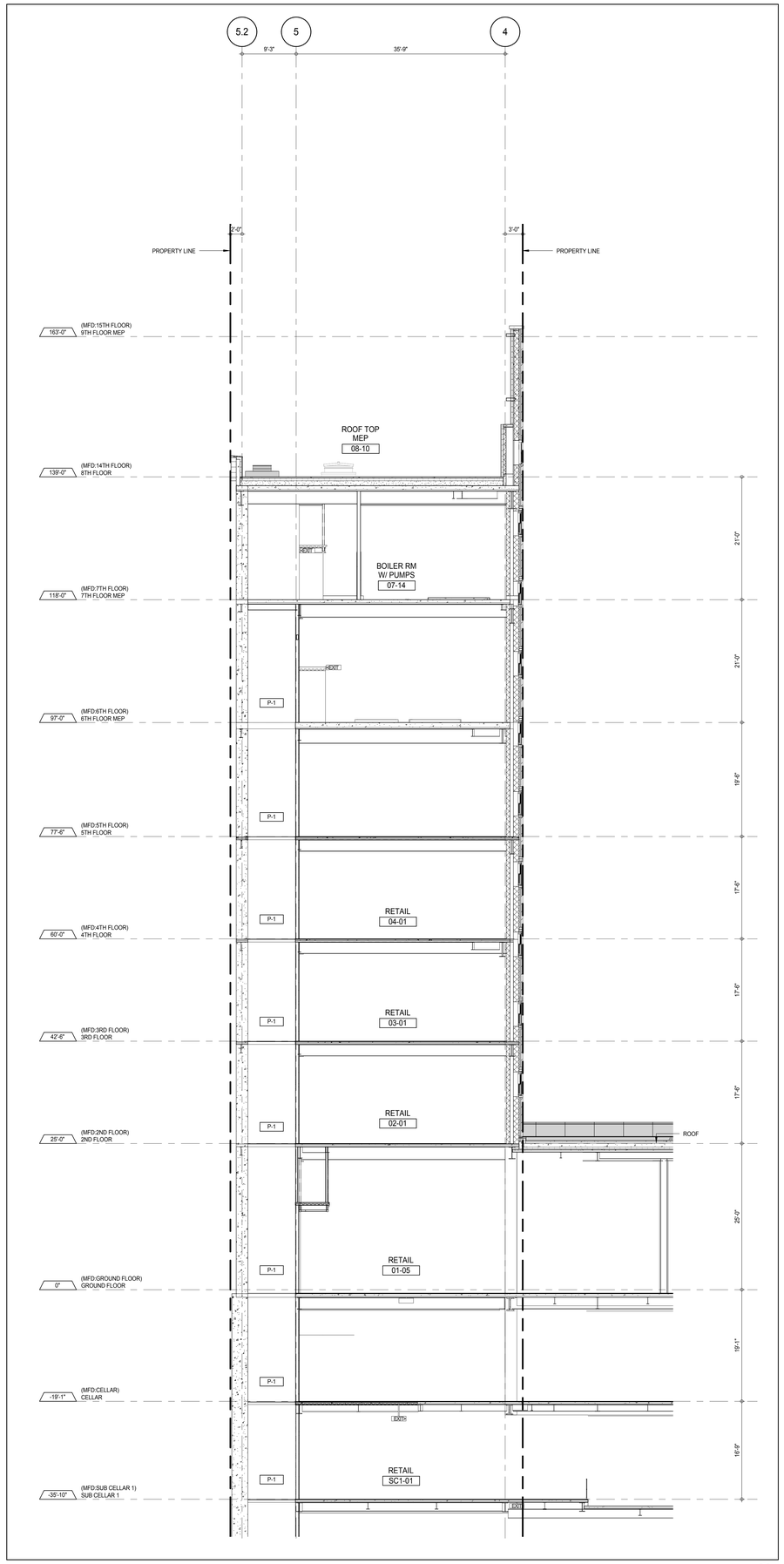

NORTH-SOUTH SECTION NORTH LANDMARK (2)
G-101
1/8" = 1'-0"

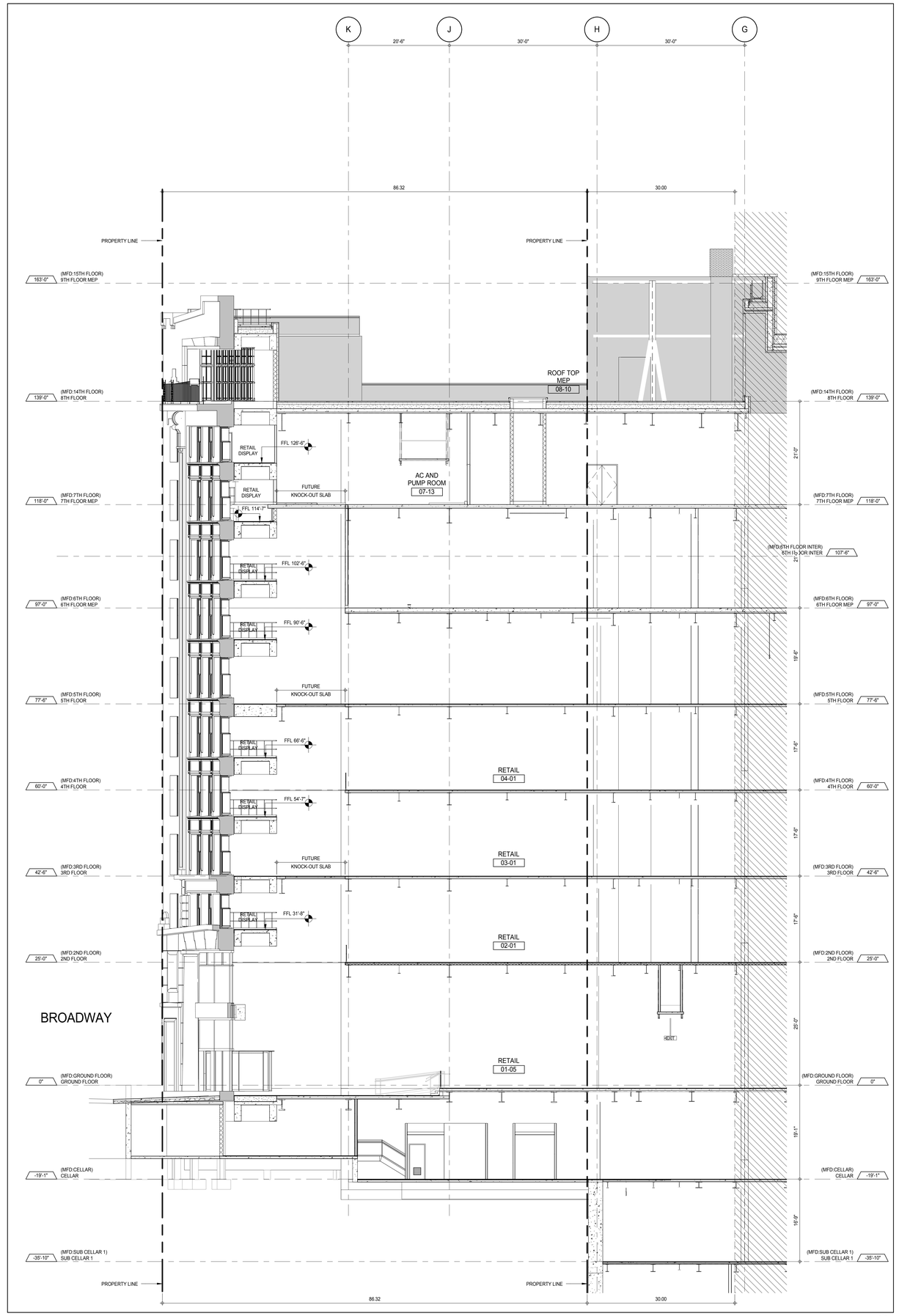

EAST-WEST SECTION (1)
G-101
1/8" = 1'-0"



KEY PLAN:

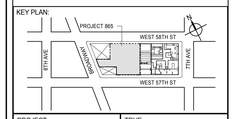

PROJECT NORTH

TRUE NORTH

DEVELOPER:
EXTELL DEVELOPMENT COMPANY
805 THIRD AVENUE, 7TH FLOOR
New York, NY 10022 USA
TEL: 212 712 6000 FAX: 212 712 6100

DESIGN ARCHITECT: Base Building Shell & Core
ADRIAN SMITH + GORDON GILL ARCHITECTURE
111 WEST MONROE STREET SUITE 2300
CHICAGO IL 60603
TEL: 312 920 1888 FAX: 312 920 1775

INTERIOR DESIGNER: Residential
Rottet Architecture and Design Studio, PLLC
298 Fifth Ave, 7th Floor
New York, NY 10001
TEL: 646 998 7000 FAX:

ARCHITECT OF RECORD: Base Building Shell, Core, & Residential
AAI ARCHITECTS, P.C.
401 Wellington St. W., 3rd Floor
Toronto, ON M5V 1E7 Canada
TEL: 416 967 1500 FAX: 416 967 7150

STRUCTURAL ENGINEERS:
WSP CANTOR SEINUK
228 EAST 45th Street
New York, NY 10017 USA
TEL: 212 687 9888 FAX: 646 487 5501

MEP ENGINEERS:
AKF GROUP
165 Broadway, 22nd Floor
New York, NY 10006 USA
TEL: 212 354 5656 FAX: 212 354 5668

GEOTECHNICAL ENGINEERS:
Langan Engineering & Environmental Services
21 Penn Plaza - 360 West 31st Street, 8th Floor
New York, NY 10001-2727
TEL: 212 479 5400 FAX: 212 479 5444

CODE CONSULTANTS:
Construction Consulting Associates
100 Church Street
New York, NY 10007
TEL: 212 385 1818 FAX: 212 385 1911

CURTAINWALL CONSULTANT:
AJLP Consulting
40 Worth Street. Suite 826
New York, NY 10013
TEL: 212 757 5659 FAX: 646 219 8508

LANDMARK/PRESERVATION CONSULTANT:
Jan Hird Pokorny Associates, Inc.
39 West 37th Street, 12A
New York, NY 10018
TEL: 212 759 6462 FAX: 212 759 6540

No.	DESCRIPTION	DATE
1	D.O.B. SUBMISSION	18 FEB 15
	D.O.B. SUBMISSION	27 APR 15

NOT FOR BID/CONSTRUCTION

Discrepancies must be reported immediately to the Architect before proceeding. Only figured dimensions are to be used. Contractors must check all dimensions on site. This drawing is protected by copyright.

ALL DIMENSIONS ARE SHOWN IN IMPERIAL.

CONSULTANT:

AAI ARCHITECTS, P.C.

PROJECT:

217 WEST 57TH STREET
NEW YORK, NY

DRAWING TITLE:

1780 BROADWAY - LANDMARK SECTIONS

SEAL & SIGNATURE:

REGISTERED ARCHITECT JAMES E. DAVIS No. 028581 STATE OF NEW YORK

DATE:	18 FEB 15
PROJECT No:	1216-00
DRAWN: Author	REV: 1
CHK: Checker	
SCALE: 1/8" = 1'-0"	
DWG No:	G-295.01
DOB PAGE No:	553 of 569

DOB EMPLOYEE STAMP:

DOB B-SCAN:

36" x 48" Arch E SHEET SIZE
FILE NAME: C:\Revit Local Files\EXTELL-865-AAI-TVR-CAF_Jeallemin.rvt
PLOT DATE: 9/22/2015 1:43:14 PM

DEPT OF BLDGS 121328205 Job Number
ES323423318 Scan Code

36" x 48" Arch E -SHEET SIZE

SCOPE OF WORK: FACADE REPAIRS

UPPER FLOORS:

1. CAREFULLY REMOVE ALL FERROUS SINKAGES FROM BRICK MASONRY AND LIMESTONE MULLIONS, SILLS, AND LINTELS. PROVIDE COMPOSITE PATCHING MORTAR TO FILL ALL VOIDS TO MATCH ADJACENT STONE EXACTLY IN COLOR, TEXTURE, AND PLANE. (TYP.)
2. CAREFULLY RAKE AND REPOINT:
   - 2.1. ALL VERTICAL JOINTS IN LIMESTONE WINDOW SILLS
   - 2.2. ALL VERTICAL JOINTS AT BOTH SIDES OF LIMESTONE PILASTERS
   - 2.3. ALL JOINTS BETWEEN LIMESTONE MULLIONS AND SILLS
   - 2.4. ALL JOINTS AT ALL NEW AND RESET STONES
   - 2.5. ALL JOINTS IN BALCONY PAVING UNITS
   - 2.6. ALL JOINTS IN WALL COPINGS
   - 2.7. MISCELLANEOUS JOINTS IN LIMESTONE WHERE MORTAR IS MISSING OR CRACKED ON ONE OR BOTH EDGES OF JOINTS (ALLOW 10% OF EXISTING JOINTS OF LIMESTONE IN ADDITION TO JOINTS SPECIFICALLY NOTED ABOVE)
   - 2.8. NEW MORTAR TO MATCH EXISTING IN TEXTURE, AGGREGATE, AND COLOR.
3. CAREFULLY CLEAN, PREP, PRIME, AND PAINT EXPOSED PORTIONS OF EXISTING 'SIDE BAY' STEEL LINTELS IN-SITU, USING TNEMEC EPOXY COATING SYSTEM OR APPROVED EQUAL. (TYP.)
4. REPOINT MISCELLANEOUS JOINTS IN BRICK FACADE MASONRY WHERE MISSING OR CRACKED, OR REQUIRED FOR SILL, ENTRY, OR LINTEL REPAIRS. MATCH EXISTING MORTAR IN TEXTURE, AGGREGATE, COLOR, AND PROFILE. (ALLOW 10% OF EXISTING JOINTS OF BRICKWORK.)
5. CAREFULLY GRIND CRACKS IN SILL TO MAX. 3/8" WIDTH, CLEAN AND POINT WITH TYPE 'N' MORTAR IN LIMESTONE SILLS. (TYP.)
6. PROVIDE 1" WIDE LEAD T-CAPS BEDDED IN SIKAFLEX 15LM SEALANT SET MAX. ½" DEEP INTO PREPARED WASH JOINTS - LIMIT SEALANT APPLICATION TO CONCEALED JOINT AREA AND MASK OFF ADJACENT STONE TO AVOID STAINING. EXTEND T-CAP MIN. ½" DOWN ADJACENT VERTICAL FACE (TYP. FOR ALL HORIZONTAL WASH JOINTS AT SILLS, BALCONY, AND CORNICE WASHES.)
7. REMOVE ALL LIMESTONE ENTABLATURE PANELS AT 11th FLOOR TO ALLOW CLEANING AND PROTECTION OF SUPPORTING STEEL AND SPANDREL BEAM BEHIND. REINSTALL AFTER PROTECTION OF STEEL IS COMPLETE.
   - 7.1. REMOVE MASONRY FILL ABOVE 11th/12th FLOOR SPANDREL BEAM AND BELOW LIMESTONE PAVING FOR BALCONY. REMOVE FILL IN SECTIONS TO MINIMIZE NEED FOR SHORING OF PAVING. REMOVE FILL IN ENTIRETY TO EXPOSE ENTIRE TOP SURFACE OF SPANDREL BEAM. FOLLOWING COMPLETION OF TREATMENT OF SPANDREL BEAM AND SUPPORTIVE STEEL, REINSTALL FILL WITH NON-SHRINK GROUT TO SUPPORT PAVING. REFER TO STRUCTURAL DRAWINGS FOR PE'S REQUIREMENTS FOR REMEDIATION OF ALL STRUCTURAL STEEL.
   - 7.2. PROVIDE ONE NEW LIMESTONE ENTABLATURE PANEL AND TWO WINDOW LINTELS AT 11th FLOOR TO MATCH EXISTING EXACTLY IN COLOR, TEXTURE, TOOLING, PROFILES, AND DETAILING. REFER TO G-308.00 AND STRUCTURAL DRAWINGS FOR DETAILS. (TYP. FOR ONE [1] ENTABLATURE PANEL AND 2 LINTELS.)
   - 7.3. REINSTALL THREE (3) SALVAGED LIMESTONE ENTABLATURE PANELS USING NEW MORTAR RO MATCH EXISTING; PROVIDE NEW STAINLESS STEEL ANCHORS AND SUPPORT STEEL PER PE'S RECOMMENDATIONS. (TYP. FOR TWO [2] PANELS.)
8. REMOVE AND REINSTALL DISPLACED LIMESTONE TRIGLYPHS PER P.E. RECOMMENDATIONS WITH STAINLESS STEEL ANCHORS. REPOINT JOINTS WITH NEW MORTAR TO MATCH EXISTING IN TEXTURE, AGGREGATE, AND COLOR.
   - 8.1. PROVIDE NEW LIMESTONE TRIGLYPHS TO REPLACE DAMAGED UNITS. TYP FOR SIX [6] LIMESTONE UNITS. (NOTE: TRIGLYPHS AT ENDS OF BAYS DIFFER FROM CENTER TRIGLYPHS.)
9. REMOVE DAMAGED LIMESTONE AT EDGE OF 12th FLOOR BALCONY AND INSTALL PINNED DUTCHMEN (~8" DEEP) MATCHING ORIGINAL AND ADJACENT MASONRY IN COLOR, TEXTURE, PROFILE, AND DETAILING. PROVIDE STAMPED DRAWINGS FROM P.E. FOR NEW STAINLESS STEEL MOUNTING SYSTEM TO SECURE DUTCHMEN. REFER TO G-306.00 AND STRUCTURAL DRAWINGS FOR DETAILS. (TYP. FOR SIX [6] DUTCHMEN, ALLOW ~8LF.)
10. CAREFULLY REMOVE LOOSE AND FAILING SPALLS AT LIMESTONE SPANDRELS TO EXPOSE ANCHORS AND CRAMPS. CAREFULLY REMOVE DETERIORATED CRAMPS AND/OR ANCHORS BACK TO CLEAN SUBSTRATE. PROVIDE NEW LIMESTONE DUTCHMEN AT SPALL LOCATIONS, TO MATCH ADJACENT STONE EXACTLY IN NEW PROFILES, DIMENSIONS, COLOR, AND TEXTURE. SET IN CLEAN, PLUMB AND LEVEL CUT VOID WITH NEW TYPE 'N' MORTAR OR GROUT TO MATCH EXISTING, USING STAINLESS STEEL ANCHORS AND/OR CRAMPS PER PE'S RECOMMENDATIONS.
10. CAREFULLY CUT ~3" FROM 'INTERIOR' EDGE OF EXISTING 12th FLOOR BALCONY LIMESTONE SURROUND FOR FULL HEIGHT TO ALLOW INSTALLATION OF 3'-0" WIDE ACCESS DOOR AT NORTH RETURN. TOOL AND TREAT CUT EDGE TO MATCH TEXTURE OF ADJACENT STONE. (TYP. FOR 10'-10" HIGH CUT AT 12th FLOOR BALCONY; REFER TO G-305.00.)
11. PROVIDE SERVICES OF CONSERVATOR TO TEST AND EVALUATE CLEANING MATERIALS, METHODS, AND DWELL TIMES FOR CLEANING OF LIMESTONE, BRICK, GRANITE, AND TERRA COTTA MASONRY. CLEAN ALL FAÇADE MASONRY PER CONSERVATOR'S REPORT FINDINGS. ASSUME WATER MIST CLEANING OF LIMESTONE, ACIDIC CLEANING OF BRICK MASONRY, AND ACIDIC OR DETERGENT CLEANING OF POLISHED GRANITE, SUBJECT TO CHANGE PER REPORT FINDINGS.
12. PROVIDE NEW LIMESTONE INSET PANEL WITH CARVING AT ORIGINAL LOCATION. SECURE TO MASONRY BACKUP WITH NEW SS DOWELS AND ANCHORS PER PE's RECOMMENDATIONS.

SCOPE OF WORK: WINDOW RESTORATION

WEST FACADE:

1. FLOORS 3-11: CAREFULLY REMOVE EXISTING WINDOWS AND PROVIDE NEW COPPER-CLAD ('KALAMEIN') OPERABLE 1/1 DOUBLE-HUNG SASH, JAMBS, AND INTEGRAL MOULDINGS TO MATCH ORIGINALS EXACTLY IN PROFILES, FINISH, AND GLAZING AREA/RATIOS. REFER TO G-304.00 AND G-305.00 FOR DETAILS AND WINDOW SCHEDULE. (TYP. FOR 54 [VIF] WINDOWS AT WEST FACADE.)
2. 12th FLOOR: CAREFULLY REMOVE EXISTING NON-HISTORIC PANNING ON EXTERIOR OF WINDOW ASSEMBLY. REFACE VERTICAL AND HORIZONTAL MULLIONS AND SILLS WITH BRIGHT 20 OZ. COPPER TO MATCH ORIGINAL CONFIGURATION. RESTORE EXISTING COPPER 'KALAMEIN' TRANSOM WINDOWS AND SURROUNDS. PROVIDE NEW COPPER-CLAD OPERABLE 2/2 DOUBLE-HUNG LOWER SASH AND JAMBS TO MATCH ORIGINALS EXACTLY IN PROFILES, FINISH, AND GLAZING AREA/RATIOS. REFINISH EXISTING TRANSOM SASH. REGLAZE TRANSOMS WITH MATCHING GLAZING AS NEEDED. (TYP. FOR TEN [10] TRANSOMS AND NINE [9] LOWER ⅔ DH SASH; REFER TO G-305.00)
3. *12th FLOOR - ALTERNATE: PROVIDE ALL NEW COPPER 'KALAMEIN' 12th FLOOR BALCONY WINDOW ASSEMBLY, INCLUDING ALL NEW COPPER CLAD TRANSOMS, MULLIONS, SILLS, LOWER SASH, AND JAMBS. (TYP. FOR TEN [10] TRANSOMS AND NINE [9] LOWER ⅔ DH SASH; REFER TO G-305.00)*
4. 12th FLOOR: PROVIDE NEW 3'-0" X 7'-0" INSWING COPPER KALAMEIN DOOR WITH SATIN BRONZE HARDWARE AT NORTH WINDOW RETURN, TO MATCH PROFILES AND DETAILING OF ADJACENT WINDOWS. MODIFY EXISTING KALAMEIN MULLIONS TO ACCOMMODATE NEW DOOR JAMB. (REFER TO MASONRY NOTES FOR COORDINATION WITH ALTERATIONS TO EXISTING LIMESTONE BALCONY SURROUND; REFER TO G-305.00)

SCOPE OF WORK: ORNAMENTAL METAL RESTORATION

1. FOR THE PURPOSE OF THIS CONTRACT, THE TERM "METALWORK" REFERS TO ALL METAL ELEMENTS VISIBLE ON THE EXTERIOR OF THIS BUILDING, THE CLIPS AND FASTENERS USED TO ATTACH THESE PIECES TO EACH OTHER, AND THE IMMEDIATE SUPPORTING SUBSTRUCTURE.
2. CONTRACTOR SHALL SALVAGE REUSABLE ELEMENTS WHENEVER POSSIBLE.
3. A CONSERVATORS FINISHES ANALYSIS OF THE ORNAMENTAL METALWORK MUST BE SUBMITTED AND ACCEPTED BY THE ARCHITECT(S) PRIOR TO REMOVAL OF ANY PAINTS OR COATING FROM METALWORK TO BE REMOVED FROM THE SOUTH FACADE.
4. CAREFULLY CLEAN, PREP, PRIME AND PAINT EXISTING CAST IRON SILLS IN-SITU USING TNEMEC EPOXY COATING SYSTEM TO MATCH ORIGINAL COLOR. WHERE BROKEN/CRACKED ALLOW FOR COMPLETE REMOVAL AND REPLACMENT WITH NEW TO MATCH EXISTING THREE [3] UNITS. (TYP.)
5. REMOVE AND SALVAGE, CLEAN, THERMAL SPRAY, PAINT, AND REINSTALL 12th FLOOR BALCONY RAILING. PROVIDE NEW WELDED OFFSET MOUNTING STUBS TO REATTACH RAILING MIN. 12" BACK FROM EDGE OF BALCONY PAVING, USING STAINLESS STEEL BOLTS SET IN HILTI HY-150 EPOXY AND PER PE'S RECOMMENDATIONS. PROVIDE NEW TOP RAILING SECTION REPLICATING EXISTING TOP RAIL REMNANTS, FASTENED WITH STAINLESS STEEL MACHINE SCREWS. REFER TO G-307.00 FOR DETAILS.

SCOPE OF WORK: STRUCTURAL STEEL PROTECTION

1. CLEAN, PRIME, AND PROTECT 11th/12th FLOOR SPANDREL BEAM AND SUPPORTING STEEL BEHIND ENTABLATURE UNITS. TREAT ALL SURFACES EXPOSED BY REMOVAL OF ENTABLATURE UNITS AND BACKUP MASONRY. TREAT TOP SURFACE OF SPANDREL BEAM AFTER REMOVAL OF 3" OF MASONRY FILL ABOVE BEAM AND BELOW LIMESTONE SLAB PAVING OF 12th FLOOR BALCONY. REFER TO STRUCTURAL DRAWINGS FOR PE'S REQUIREMENTS FOR REMEDIATION OF ALL STRUCTURAL STEEL.

LEGEND:

- (M) CRACKED MULLION: ALLOW FOR ONE (1) DUTCHMAN REPAIR AT BASE OF CRACKED MULLION. NEW STONE TO MATCH EXISTING IN COLOR, TEXTURE, TOOLING, PROFILE, AND DETAILING. REFER TO G-306.00 FOR DETAILS.
- (S) CRACKED LIMESTONE SILL: REPAIR WITH COMPOSITES.
- (T-1) DISPLACED LIMESTONE TRIGLYPHS: CAREFULLY REMOVE, SALVAGE, AND REINSTALL LIMESTONE TRIGLYPHS PER P.E. RECOMMENDATIONS WITH STAINLESS STEEL ANCHORS.
- (T-2) DAMAGED LIMESTONE TRIGLYPHS: FABRICATE REPLICA LIMESTONE TRIGLYPHS AND INSTALL PER P.E. RECOMMENDATIONS WITH STAINLESS STEEL ANCHORS.
- (L) DAMAGED LIMESTONE LINTELS: CAREFULLY REMOVE AND DISCARD DAMAGED LIMESTONE LINTELS FOR REPLACEMENT. PROVIDE NEW LIMESTONE LINTELS TO MATCH EXISTING IN COLOR, TEXTURE, TOOLING, PROFILE, AND DETAILING. INSTALL PER P.E. RECOMMENDATIONS WITH NEW STAINLESS STEEL ANCHORS. REFER TO G-306.00 FOR DETAILS.

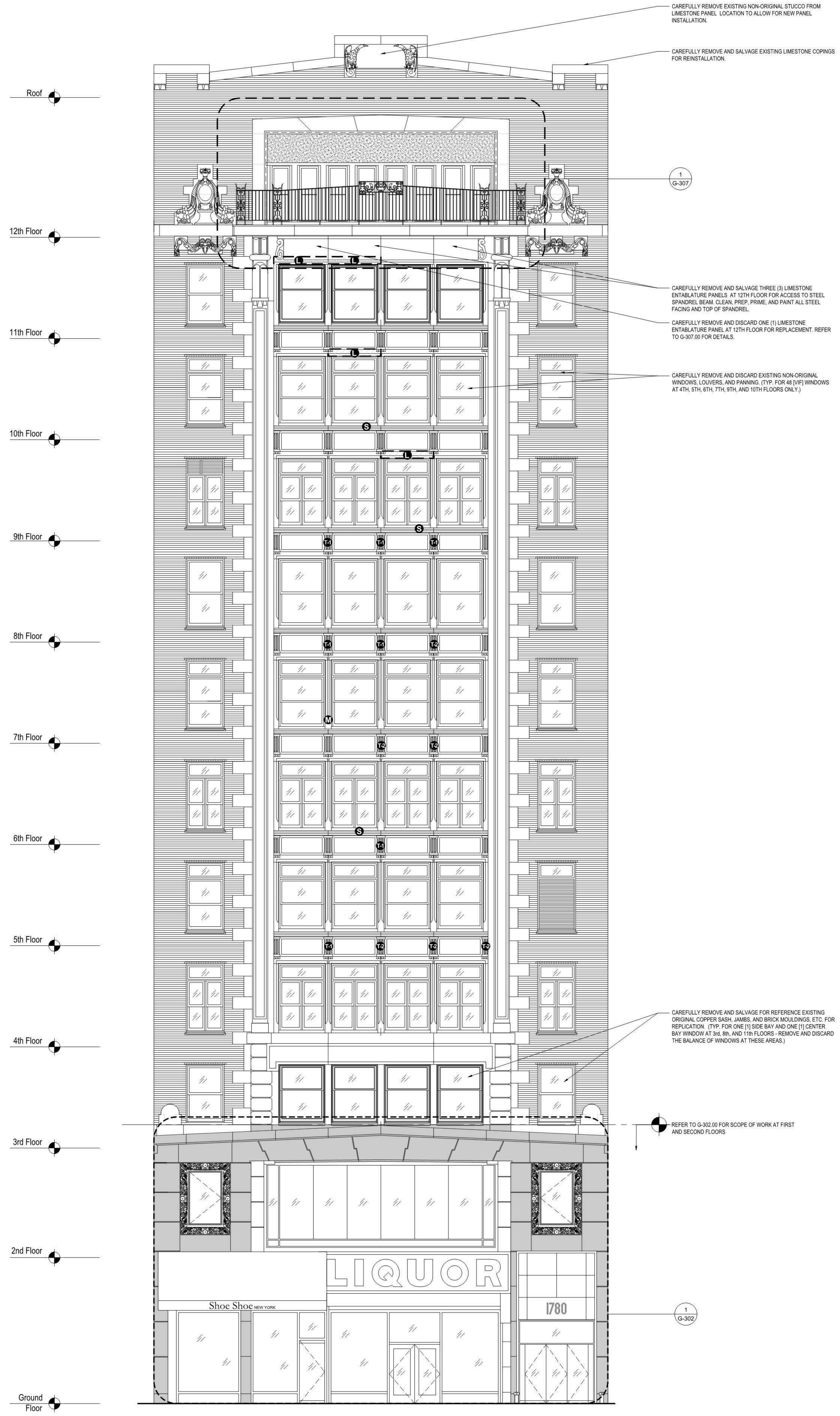

1 Broadway (West) Facade: Existing Elevation
3/16" = 1'-0"

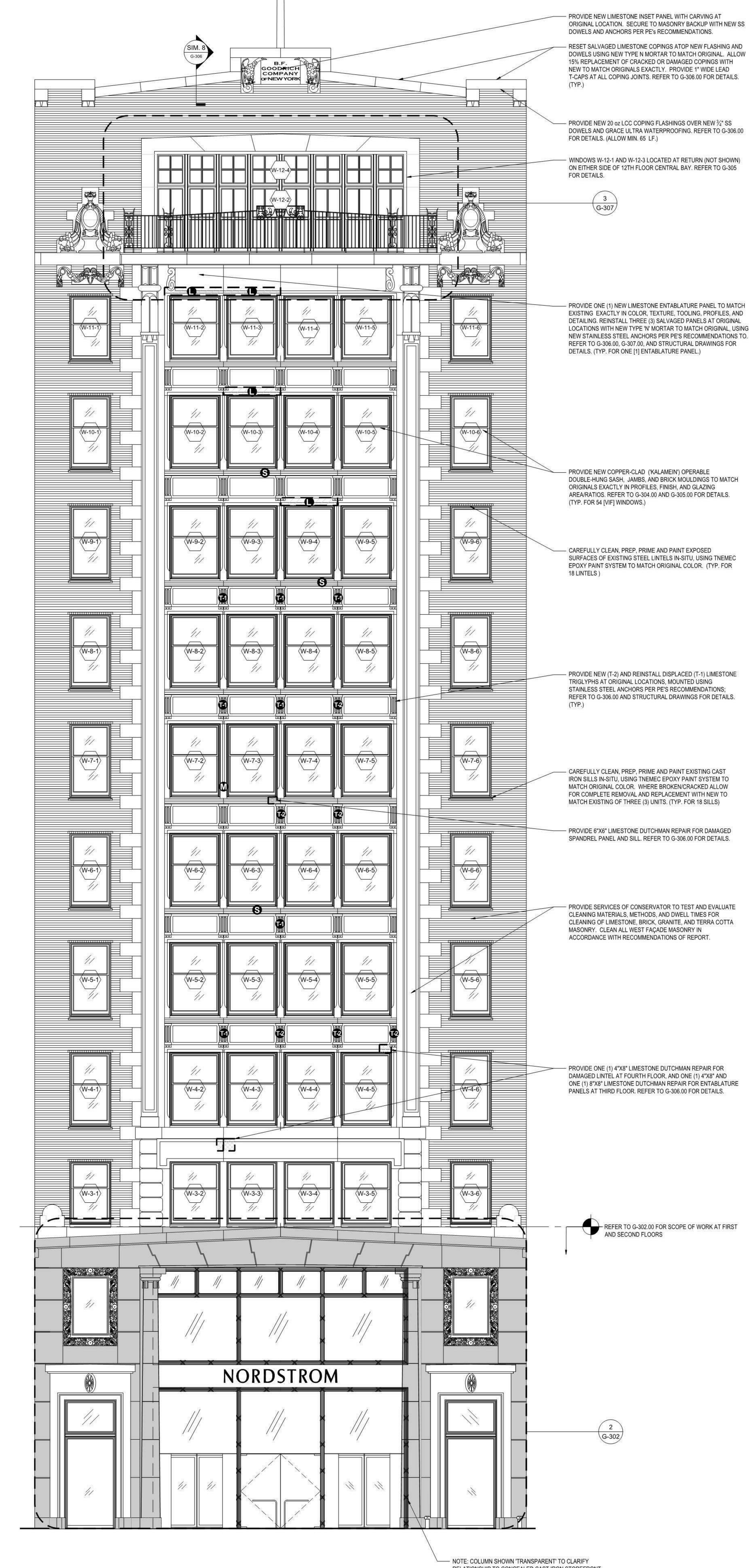

2 Broadway (West) Facade: Proposed Elevation
3/16" = 1'-0"

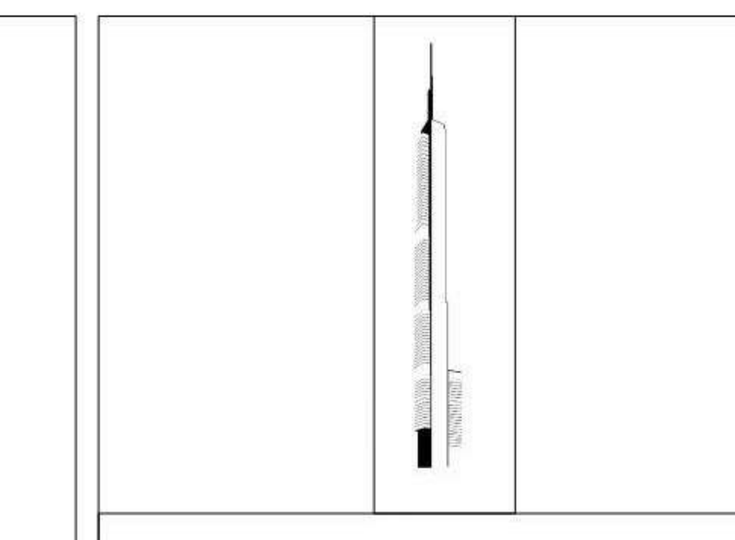

KEY PLAN:

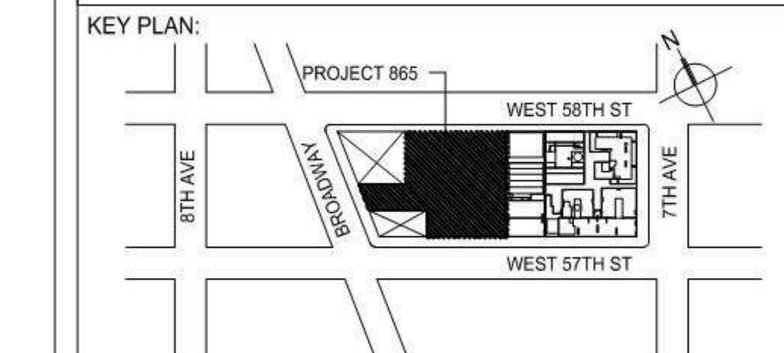

PROJECT NORTH | TRUE NORTH

DEVELOPER:
EXTELL DEVELOPMENT COMPANY
805 THIRD AVENUE, 7TH FLOOR
New York, NY 10022 USA
TEL: 212 712 6000 FAX: 212 712 6100

DESIGN ARCHITECT: Base Building Shell & Core
ADRIAN SMITH + GORDON GILL ARCHITECTURE
111 WEST MONROE STREET SUITE 2300
CHICAGO IL 60603
TEL: 312 920 1888 FAX: 312 920 1775

INTERIOR DESIGNER: Residential
Rottet Architecture and Design Studio, PLLC
298 Fifth Ave, 7th Floor
New York, NY 10001
TEL: 646 998 7000 FAX:

ARCHITECT OF RECORD: Base Building Shell, Core, & Residential
AAI ARCHITECTS, P.C.
401 Wellington St. W., 3rd Floor
Toronto, ON M5V 1E7 Canada
TEL: 416 967 1500 FAX: 416 967 7150

STRUCTURAL ENGINEERS:
WSP CANTOR SEINUK
228 EAST 45th Street
New York, NY 10017 USA
TEL: 212 687 9888 FAX: 646 487 5501

MEP ENGINEERS:
AKF GROUP
1501 Broadway
New York, NY 10036 USA
TEL: 212 354 5656 FAX: 212 354 5668

GEOTECHNICAL ENGINEERS:
Langan Engineering & Environmental Services
21 Penn Plaza - 360 West 31st Street, 8th Floor
New York, NY 10001-2727
TEL: 212 479 5400 FAX: 212 479 5444

CODE CONSULTANTS:
Construction Consulting Associates
100 Church Street
New York, NY 10007
TEL: 212 385 1818 FAX: 212 385 1911

CURTAINWALL CONSULTANT:
AJLP Consulting
40 Worth Street. Suite 826
New York, NY 10013
TEL: 212 757 5659 FAX: 646 219 8508

LANDMARK/PRESERVATION CONSULTANT:
Jan Hird Pokorny Associates, Inc.
39 West 37th Street, 12A
New York, NY 10018
TEL: 212 759 6462 FAX: 212 759 6540

No.	DESCRIPTION	DATE
1	ISSUED FOR SCHEMATIC DESIGN	04 APR 14
2	ISSUED FOR DESIGN DEVELOPMENT	01 JUL 14
3	CD PROGRESS ISSUE 1	15 OCT 14
4	CD PROGRESS ISSUE 2 FOR LPC	12 DEC 14
5	CD PROGRESS ISSUE 3	09 MAR 15

Discrepancies must be reported immediately to the Architect before proceeding. Only figured dimensions are to be used. Contractors must check all dimensions on site. This drawing is protected by copyright.

ALL DIMENSIONS ARE SHOWN IN IMPERIAL.

CONSULTANT:
JHPA
JAN HIRD POKORNY ASSOCIATES
39 WEST 37TH STREET NEW YORK, NY 10018
TELEPHONE 212.759.6462 FACSIMILE 212.759.6540

PROJECT:
217 WEST 57TH STREET
NEW YORK, NY

DRAWING TITLE:
1780 Broadway
West Facade: Existing and Proposed Elevations

SEAL & SIGNATURE:

DATE:	03/09/15
PROJECT No:	1216-00
DRAWN: Author	REV: 5
CHK: Checker	
SCALE:	
DWG No:	G-300.00
DOB PAGE No:	of

DOB EMPLOYEE STAMP: | DOB B-SCAN:

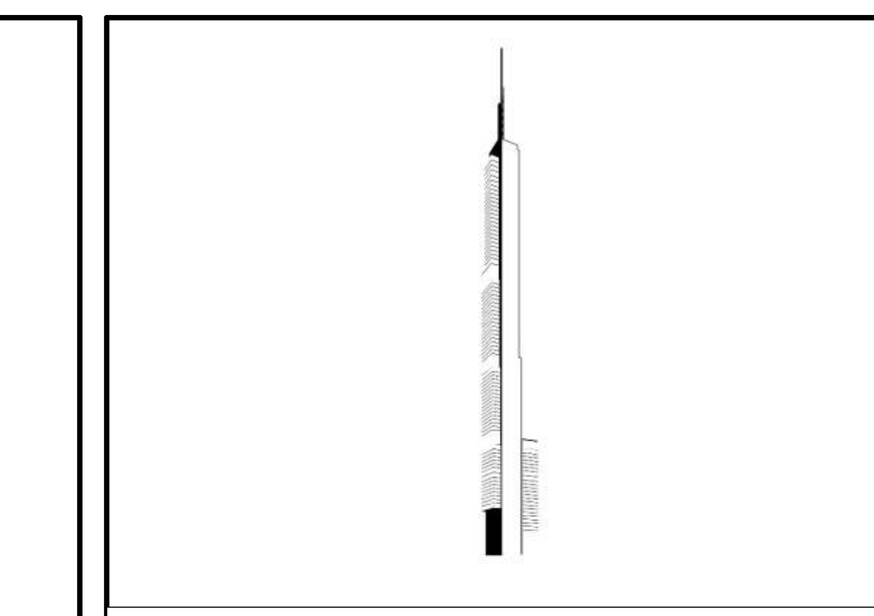

KEY PLAN:

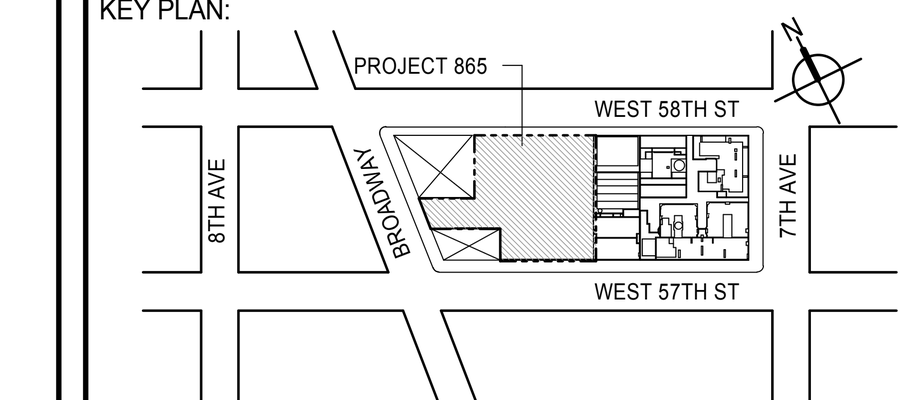

PROJECT NORTH | TRUE NORTH

DEVELOPER:
EXTELL DEVELOPMENT COMPANY
805 THIRD AVENUE, 7TH FLOOR
New York, NY 10022 USA
TEL: 212 712 6000 FAX: 212 712 6100

DESIGN ARCHITECT: Base Building Shell & Core
ADRIAN SMITH + GORDON GILL ARCHITECTURE
111 WEST MONROE STREET SUITE 2300
CHICAGO IL 60603
TEL: 312 920 1888 FAX: 312 920 1775

INTERIOR DESIGNER: Residential
Rottet Architecture and Design Studio, PLLC
298 Fifth Ave, 7th Floor
New York, NY 10001
TEL: 646 998 7000 FAX:

ARCHITECT OF RECORD: Base Building Shell, Core, & Residential
AAI ARCHITECTS, P.C.
401 Wellington St. W., 3rd Floor
Toronto, ON M5V 1E7 Canada
TEL: 416 967 1500 FAX: 416 967 7150

STRUCTURAL ENGINEERS:
WSP CANTOR SEINUK
228 EAST 45th Street
New York, NY 10017 USA
TEL: 212 687 9888 FAX: 646 487 5501

MEP ENGINEERS:
AKF GROUP
165 Broadway, 22nd Floor
New York, NY 10006 USA
TEL: 212 354 5656 FAX: 212 354 5668

GEOTECHNICAL ENGINEERS:
Langan Engineering & Environmental Services
21 Penn Plaza - 360 West 31st Street, 8th Floor
New York, NY 10001-2727
TEL: 212 479 5400 FAX: 212 479 5444

CODE CONSULTANTS:
Construction Consulting Associates
100 Church Street
New York, NY 10007
TEL: 212 385 1818 FAX: 212 385 1911

CURTAINWALL CONSULTANT:
AJLP Consulting
40 Worth Street. Suite 826
New York, NY 10013
TEL: 212 757 5659 FAX: 646 219 8508

LANDMARK/PRESERVATION CONSULTANT:
Jan Hird Pokorny Associates, Inc.
39 West 37th Street, 12A
New York, NY 10018
TEL: 212 759 6462 FAX: 212 759 6540

No.	DESCRIPTION	DATE
1	D.O.B. SUBMISSION	18 FEB 15
	D.O.B. SUBMISSION	27 APR 15

NOT FOR BID/CONSTRUCTION

Discrepancies must be reported immediately to the Architect before proceeding. Only figured dimensions are to be used. Contractors must check all dimensions on site. This drawing is protected by copyright.

ALL DIMENSIONS ARE SHOWN IN IMPERIAL.

CONSULTANT:
AAI ARCHITECTS, P.C.

PROJECT:
217 WEST 57TH STREET
NEW YORK, NY

DRAWING TITLE:
1780 BROADWAY WEST FACADE - EXISTING AND PROPOSED ELEVATIONS

SEAL & SIGNATURE:



DATE:	18 FEB 15
PROJECT No:	1216-00
DRAWN: Author	REV: 1
CHK: Checker	
SCALE:	
DWG No:	G-300.01
DOB PAGE No:	554 of 569

DOB EMPLOYEE STAMP: | DOB B-SCAN:

FILE NAME: C:\Revit Local Files\EXTELL-865-AAI-TWR-CNF_hadlarim.rvt
PLOT DATE: 9/22/2015 1:43:26 PM

DEPT OF BLDGS 421267825 Job Number
E350025434ZW Scan Code

NORTH FACADE:

1. PROVIDE NEW PAINTED HOLLOW METAL OPERABLE [] DOUBLE-HUNG SASH, JAMBS, AND BRICK MOULDINGS TO MATCH ORIGINALS EXACTLY IN PROFILES, FINISH, AND GLAZING AREA. REFER TO G-303.00 FOR DETAILS. (TYP. FOR 10 WINDOWS AT NORTH FACADE.)
2. RESET SALVAGED LIMESTONE COPINGS ATOP NEW FLASHING AND DOWELS USING NEW TYPE N MORTAR TO MATCH ORIGINAL. ALLOW 15% REPLACEMENT OF CRACKED OR DAMAGED COPINGS WITH NEW TO MATCH ORIGINALS EXACTLY. PROVIDE 1" WIDE LEAD T-CAPS AT ALL COPING JOINTS. REFER TO G-306.00 FOR DETAILS. (TYP.)
3. PROVIDE NEW 20 oz LCC COPING FLASHINGS OVER NEW ½" SS DOWELS AND GRACE ULTRA WATERPROOFING. REFER TO G-306.00 FOR DETAILS. (ALLOW ~125 LF AT NORTH FACADE ONLY.)
4. GC SHALL PROVIDE STAMPED DRAWINGS FROM NYS-LICENSED P.E. FOR ALL ANCHORAGE AND SUPPORT OF VENEER MASONRY.
5. REFER TO STRUCTURAL DRAWINGS FOR SIZING, PLACEMENT, AND ATTACHMENT OF SUPPORT ANGLES AND VENEER MASONRY TIES AT NORTH FACADE. (SEE SHEET G-306.00 FOR RELATED DETAILS).

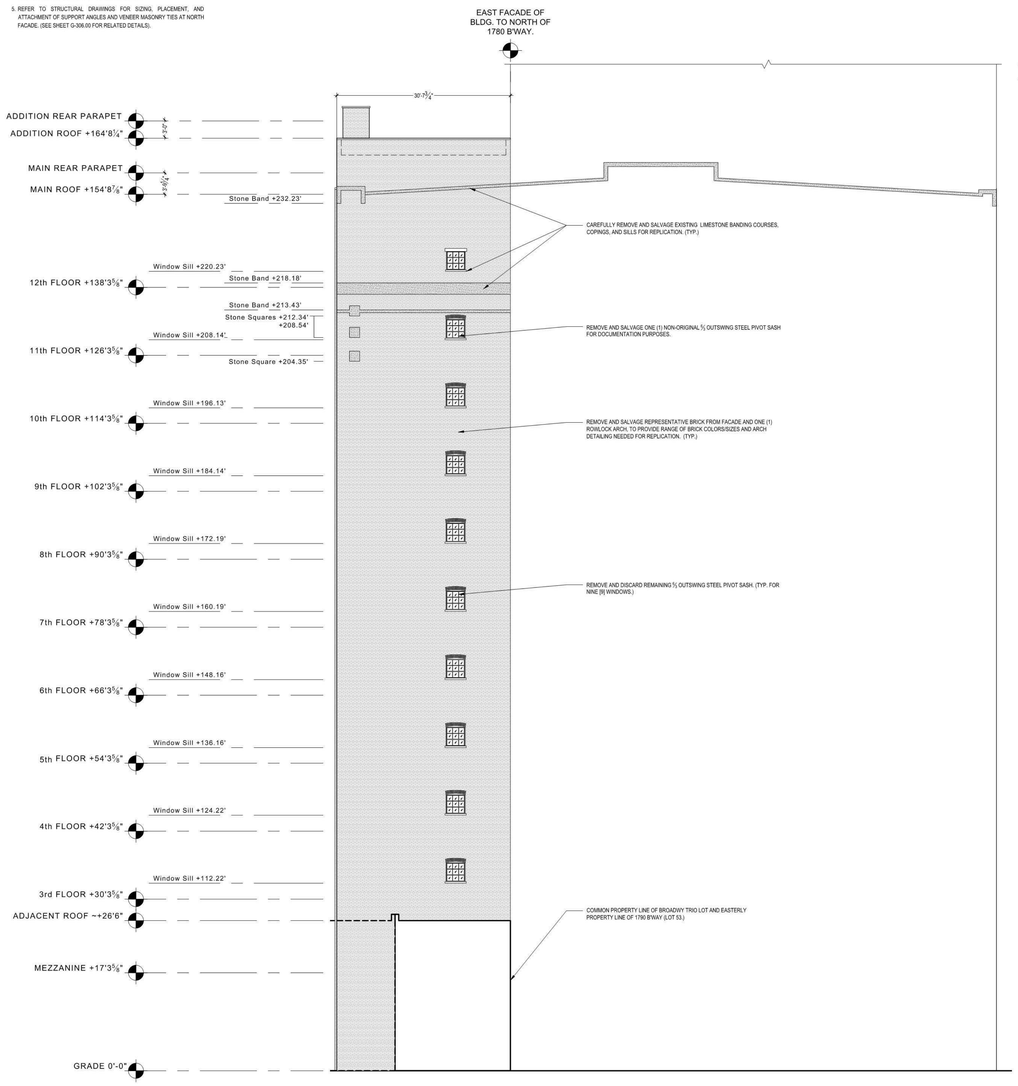

1 North Facade: Existing Elevation
1/8" = 1'-0"

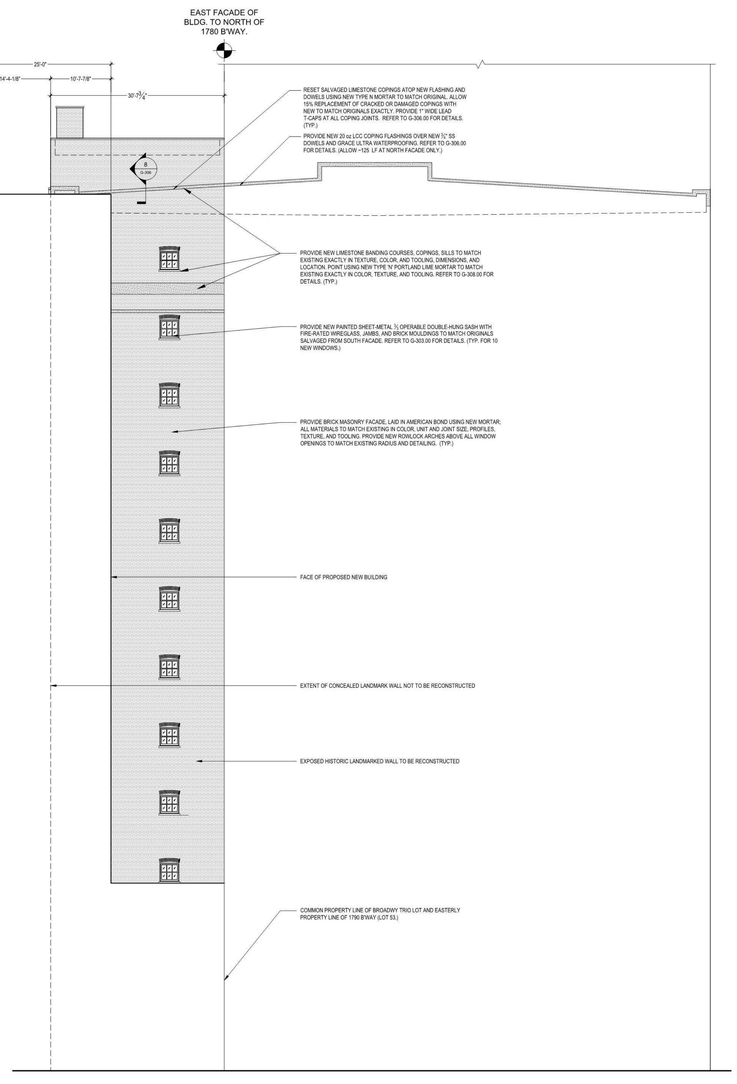

2 North Facade: Proposed Elevation
1/8" = 1'-0"



PROJECT NORTH | TRUE NORTH

DEVELOPER:
EXTELL DEVELOPMENT COMPANY
805 THIRD AVENUE, 7TH FLOOR
New York, NY 10022 USA
TEL: 212 712 6000 FAX: 212 712 6100

DESIGN ARCHITECT: Base Building Shell & Core
ADRIAN SMITH + GORDON GILL ARCHITECTURE
111 WEST MONROE STREET SUITE 2300
CHICAGO IL 60603
TEL: 312 920 1888 FAX: 312 920 1775

INTERIOR DESIGNER: Residential
Rottet Architecture and Design Studio, PLLC
298 Fifth Ave, 7th Floor
New York, NY 10001
TEL: 646 998 7000 FAX:

ARCHITECT OF RECORD: Base Building Shell, Core, & Residential
AAI ARCHITECTS, P.C.
401 Wellington St. W., 3rd Floor
Toronto, ON M5V 1E7 Canada
TEL: 416 967 1500 FAX: 416 967 7150

STRUCTURAL ENGINEERS:
WSP CANTOR SEINUK
228 EAST 45th Street
New York, NY 10017 USA
TEL: 212 687 9888 FAX: 646 487 5501

MEP ENGINEERS:
AKF GROUP
1501 Broadway
New York, NY 10036 USA
TEL: 212 354 5656 FAX: 212 354 5668

GEOTECHNICAL ENGINEERS:
Langan Engineering & Environmental Services
21 Penn Plaza - 360 West 31st Street, 8th Floor
New York, NY 10001-2727
TEL: 212 479 5400 FAX: 212 479 5444

CODE CONSULTANTS:
Construction Consulting Associates
100 Church Street
New York, NY 10007
TEL: 212 385 1818 FAX: 212 385 1911

CURTAINWALL CONSULTANT:
AJLP Consulting
40 Worth Street, Suite 826
New York, NY 10013
TEL: 212 757 5659 FAX: 646 219 8508

LANDMARK/PRESERVATION CONSULTANT:
Jan Hird Pokorny Associates, Inc.
39 West 37th Street, 12A
New York, NY 10018
TEL: 212 759 6462 FAX: 212 759 6540

No.	DESCRIPTION	DATE
1	ISSUED FOR SCHEMATIC DESIGN	04 APR 14
2	ISSUED FOR DESIGN DEVELOPMENT	01 JUL 14
3	CD PROGRESS ISSUE 1	15 OCT 14
4	CD PROGRESS ISSUE 2 FOR LPC	12 DEC 14
5	CD PROGRESS ISSUE 3	09 MAR 15

Discrepancies must be reported immediately to the Architect before proceeding. Only figured dimensions are to be used. Contractors must check all dimensions on site. This drawing is protected by copyright.

ALL DIMENSIONS ARE SHOWN IN IMPERIAL.

CONSULTANT:
JHPA
JAN HIRD POKORNY ASSOCIATES
39 WEST 37TH STREET, NEW YORK, 10018
TELEPHONE 212.759.6462 FACSIMILE 212.759.6540

PROJECT:
217 WEST 57TH STREET
NEW YORK, NY

DRAWING TITLE:
1780 Broadway
North Facade: Existing and Proposed Elevations

SEAL & SIGNATURE:

DATE:	03/09/15
PROJECT No:	1216-00
DRAWN: Author	REV:
CHK: Checker	5
SCALE:	
DWG No:	G-301.00
DOB PAGE No:	of

DOB EMPLOYEE STAMP: DOB B-SCAN:

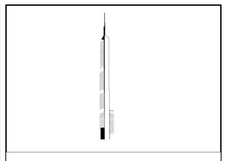

KEY PLAN:
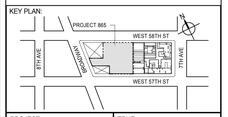

PROJECT NORTH | TRUE NORTH

DEVELOPER:
EXTELL DEVELOPMENT COMPANY
805 THIRD AVENUE, 7TH FLOOR
New York, NY 10022 USA
TEL: 212 712 6000 FAX: 212 712 6100

DESIGN ARCHITECT: Base Building Shell & Core
ADRIAN SMITH + GORDON GILL ARCHITECTURE
111 WEST MONROE STREET SUITE 2300
CHICAGO IL 60603
TEL: 312 920 1888 FAX: 312 920 1775

INTERIOR DESIGNER: Residential
Rottet Architecture and Design Studio, PLLC
298 Fifth Ave, 7th Floor
New York, NY 10001
TEL: 646 998 7000 FAX:

ARCHITECT OF RECORD: Base Building Shell, Core, & Residential
AAI ARCHITECTS, P.C.
401 Wellington St. W., 3rd Floor
Toronto, ON M5V 1E7 Canada
TEL: 416 967 1500 FAX: 416 967 7150

STRUCTURAL ENGINEERS:
WSP CANTOR SEINUK
228 EAST 45th Street
New York, NY 10017 USA
TEL: 212 687 9888 FAX: 646 487 5501

MEP ENGINEERS:
AKF GROUP
165 Broadway, 22nd Floor
New York, NY 10006 USA
TEL: 212 354 5656 FAX: 212 354 5668

GEOTECHNICAL ENGINEERS:
Langan Engineering & Environmental Services
21 Penn Plaza - 360 West 31st Street, 8th Floor
New York, NY 10001-2727
TEL: 212 479 5400 FAX: 212 479 5444

CODE CONSULTANTS:
Construction Consulting Associates
100 Church Street
New York, NY 10007
TEL: 212 385 1818 FAX: 212 385 1911

CURTAINWALL CONSULTANT:
AJLP Consulting
40 Worth Street, Suite 826
New York, NY 10013
TEL: 212 757 5659 FAX: 646 219 8508

LANDMARK/PRESERVATION CONSULTANT:
Jan Hird Pokorny Associates, Inc.
39 West 37th Street, 12A
New York, NY 10018
TEL: 212 759 6462 FAX: 212 759 6540

No.	DESCRIPTION	DATE
1	D.O.B. SUBMISSION	18 FEB 15
	D.O.B. SUBMISSION	27 APR 15

NOT FOR BID/CONSTRUCTION

Discrepancies must be reported immediately to the Architect before proceeding. Only figured dimensions are to be used. Contractors must check all dimensions on site. This drawing is protected by copyright.

ALL DIMENSIONS ARE SHOWN IN IMPERIAL.

CONSULTANT:
AAI ARCHITECTS, P.C.

PROJECT:
217 WEST 57TH STREET
NEW YORK, NY

DRAWING TITLE:
1780 BROADWAY NORTH FACADE - EXISTING AND PROPOSED ELEVATIONS

SEAL & SIGNATURE:
REGISTERED ARCHITECT ADRIAN DAVID SMITH 026881 STATE OF NEW YORK

DATE:	18 FEB 15
PROJECT No:	1216-00
DRAWN: Author	REV:
CHK: Checker	1
SCALE:	
DWG No:	G-301.01
DOB PAGE No:	555 of 569

DOB EMPLOYEE STAMP: DOB B-SCAN:

36" x 48" Arch E SHEET SIZE
FILE NAME: C:\Users\
PLOT DATE: 9/22/2015 1:42:59 PM

DEPT OF BLDGS 121328205 Job Number

ES296011228 Scan Code

36" x 48" Arch E -SHEET SIZE

SCOPE OF WORK: 1st AND 2nd FLOOR FACADE REPAIRS:

1. PROVIDE NEW POLISHED 'ROCKPORT' GRANITE FACADE UNITS AT 1ST FLOOR, USING NEW STONE TO MATCH EXISTING EXACTLY IN FIGURE, FINISH, COLOR, UNIT SIZE, JOINT LOCATION, AND DETAILING. (ALLOW ~175 SF FINISH SURFACE AREA)

1.1. PROVIDE STONE DUTCHMEN AND RESIN-BASED COMPOSITES (TO MATCH IN COLOR, FINISH, AND PLAN OF ADJACENT STONE) FOR LOCAL REPAIRS TO 'ROCKPORT' GRANITE AT 2ND FLOOR.

2. PROVIDE NEW GEORGIA 'CHEROKEE' MARBLE ENTRY SURROUNDS AND ENTABLATURES TO MATCH ORIGINALS SHOWN IN HISTORIC PHOTOGRAPHS; REFER TO G-309.00 FOR DETAILS.

3. PROVIDE NEW TERRA COTTA COLUMNS AND CAPITALS TO MATCH ORIGINALS AS SHOWN IN DRAWINGS AND HISTORIC PHOTOGRAPHS. REFER TO G-308.00 FOR DETAILS. (TYP. FOR TWO ~28'-6" TALL COLUMNS.)

3.1. *ALTERNATE: PROVIDE NEW COLUMNS IN POLISHED ROCKPORT GRANITE WITH TERRA COTTA CAPITALS, AS SHOWN IN DRAWINGS AND HISTORIC PHOTOGRAPHS. REFER TO G-308.00 FOR DETAILS. (TYP. FOR TWO ~28'-6" TALL COLUMNS.)*

4. RESET UPPER CENTER TERRA COTTA UNITS AT 2nd FLOOR WINDOWS, TO MATCH PLANE OF ADJACENT UNITS USING TYPE 'N' MORTAR TO MATCH EXISTING IN COLOR, TEXTURE, AND JOINT PROFILE. PROVIDE CONCEALED STAINLESS STEEL MASONRY ANCHORS/SUPPORTS AS REQUIRED TO SECURE UNITS. (TYP. FOR TWO [2] TERRA COTTA UNITS.)

4.1. CAREFULLY CLEAN AND RESTORE TERRA COTTA FINISHES TO MATCH ORIGINAL PER CONSERVATOR'S FINISHES ANALYSIS.

5. REPOINT JOINTS OF GRANITE USING NEW MORTAR TO MATCH EXISTING IN TEXTURE, AGGREGATE, AND COLOR. (ALLOW 100% REPOINTING OF 'ROCKPORT' GRANITE AT 1ST AND 2ND FLOORS.)

6. PROVIDE 1" WIDE LEAD T-CAPS BEDDED IN SIKAFLEX 15LM SEALANT SET MAX. ½" DEEP INTO PREPARED WASH JOINTS - LIMIT SEALANT APPLICATION TO CONCEALED JOINT AREA AND MASK OFF ADJACENT STONE TO AVOID STAINING. (TYP. FOR ALL HORIZONTAL WASH JOINTS AT SILLS AND CORNICE WASHES.)

7. PROVIDE SERVICES OF CONSERVATOR TO TEST AND EVALUATE CLEANING MATERIALS, METHODS, AND DWELL TIMES FOR CLEANING OF LIMESTONE, BRICK, GRANITE, AND TERRA COTTA MASONRY. CLEAN ALL WEST FAÇADE MASONRY IN ACCORDANCE WITH RECOMMENDATIONS OF REPORT. ASSUME WATER MIST CLEANING OF LIMESTONE, ACIDIC CLEANING OF BRICK MASONRY, AND ACIDIC OR DETERGENT CLEANING OF POLISHED GRANITE.

NOTE: DIFFERENT MORTARS ARE REQUIRED FOR GRANITE, LIMESTONE, BRICK, AND TERRA COTTA.

SCOPE OF WORK: RESTORATION AND REPLICATION OF EXISTING CAST IRON WINDOW SURROUNDS

1. FOR THE PURPOSE OF THIS CONTRACT, THE TERM "METALWORK" REFERS TO ALL METAL ELEMENTS VISIBLE ON THE EXTERIOR OF THIS BUILDING, THE CLIPS AND FASTENERS USED TO ATTACH THESE PIECES TO EACH OTHER, AND THE IMMEDIATE SUPPORTING SUBSTRUCTURE.
2. CONTRACTOR SHALL SALVAGE REUSABLE ELEMENTS WHENEVER POSSIBLE.
3. A CONSERVATORS FINISHES ANALYSIS OF THE ORNAMENTAL METALWORK MUST BE SUBMITTED AND ACCEPTED BY THE ARCHITECT(S) PRIOR TO REMOVAL OF ANY PAINTS OR COATING FROM METALWORK TO BE REMOVED FROM THE SOUTH FACADE.
4. REMOVE AND SALVAGE EXISTING DECORATIVE CAST IRON STOREFRONTS AT FIRST AND SECOND FLOORS; CLEAN, THERMAL SPRAY, PAINT WITH TNEMEC EPOXY COATING SYSTEM OR APPROVED EQUAL TO MATCH ORIGINAL PAINT SCHEME PER CONSERVATOR'S FINISH ANALYSIS, AND REINSTALL.
   - 4.1. FABRICATE, THERMAL SPRAY, FINISH PAINT, AND INSTALL NEW REPLICA CAST IRON TO REPLACE MISSING SIDE, VERTICAL, AND HORIZONTAL MULLIONS AS SHOWN ON DRAWINGS (REFER TO G-302.00.)
   - 4.2. REFER TO STRUCTURAL DRAWINGS FOR SUPPORT OF MULLIONS. PROVIDE STAMPED DRAWINGS FROM P.E. FOR SUPPORT STEEL.
   - 4.3. COORDINATE DESIGN OF CAST IRON AND SUPPORT STEEL WITH DESIGN OF GLAZING INFILL, REFER TO G-800.00 THROUGH G-803.00 FOR ADDITIONAL DETAILS.
5. ORNAMENTAL METALWORK ASSEMBLIES REMOVED FROM THE FACADE SHALL BE DOCUMENTED WITH PHOTOGRAPHS THAT ARE KEYED TO AN ELEVATION DRAWING SUBMITTED AND REVIEWED BY THE ARCHITECT(S).
6. SHOP DRAWINGS ARE REQUIRED FOR ALL REPAIRS TO METALWORK ELEMENTS, AND FOR ALL NEW OR REPLACEMENT PIECES OF METALWORK WHICH ARE TO BE FABRICATED. PIECES WHICH DO NOT REQUIRE REPAIR OR REPLACEMENT DO NOT REQUIRE A SHOP DRAWING.
7. METALWORK DISASSEMBLY MUST INCLUDE ALL BOLTED AND SCREWED CONNECTIONS FOR TREATMENT OF INDIVIDUAL ELEMENTS. EACH PIECE OF METALWORK IS TO BE SEPARATED FROM ADJACENT METALWORK PIECES AS REQUIRED FOR RESTORATION. RIVETED CONNECTIONS DO NOT TYPICALLY REQUIRE DISASSEMBLY UNLESS REQUIRED FOR REMOVAL, REPAIR, REPLACEMENT, OR TREATMENT. NOTE: TORCH REMOVALS OF RIVEST ARE NOT ALLOWED UNLESS APPROVED BY THE ARCHITECT(S).
8. IF REMOVALS CAUSE ANY DAMAGE TO ELEMENTS TO BE REUSED, THESE ELEMENTS SHALL BE REPLACED BY THE CONTRACTOR AT NO ADDITIONAL EXPENSE TO THE OWNER. ANY HOLES OR CUTS MADE IN ORNAMENTAL FERROUS METALWORK ELEMENTS TO FACILITATE LIFTING OR REMOVAL MUST BE WELD REPAIRED, AND FINISHED TO MATCH ADJACENT ORIGINAL SURFACES. RESIN COMPOSITES ARE NOT ACCEPTABLE FOR REPAIR OF HOLES AND CUTS MADE BY, OR FOR, THE CONTRACTOR'S OPERATIONS.
9. THE CONTRACTOR IS RESPONSIBLE FOR FIELD PREPARATION AND TOUCH UP OF ALL 'MINOR' DAMAGE TO FINISHES, SUBJECT TO APPROVAL BY THE ARCHITECT. THE CONTRACTOR IS REQUIRED TO RETURN ELEMENTS TO THE SHOP FOR REFINISHING OF 'SIGNIFICANT' DAMAGE TO FINISHES.
10. NEW ORNAMENTAL METALWORK ASSEMBLIES AND ELEMENTS MUST MATCH THE DIMENSIONS OF EXISTING COMPONENTS WHICH THEY REPLACE. THE CONTRACTOR MUST USE EXISTING ELEMENTS AS MODELS FOR REPLICATION, MUST VERIFY DIMENSIONS IN FIELD FOR ALL METALWORK COMPONENTS, AND MUST ACCOUNT FOR SHRINKAGE AND WARPAGE IN THE FABRICATION PROCESS.

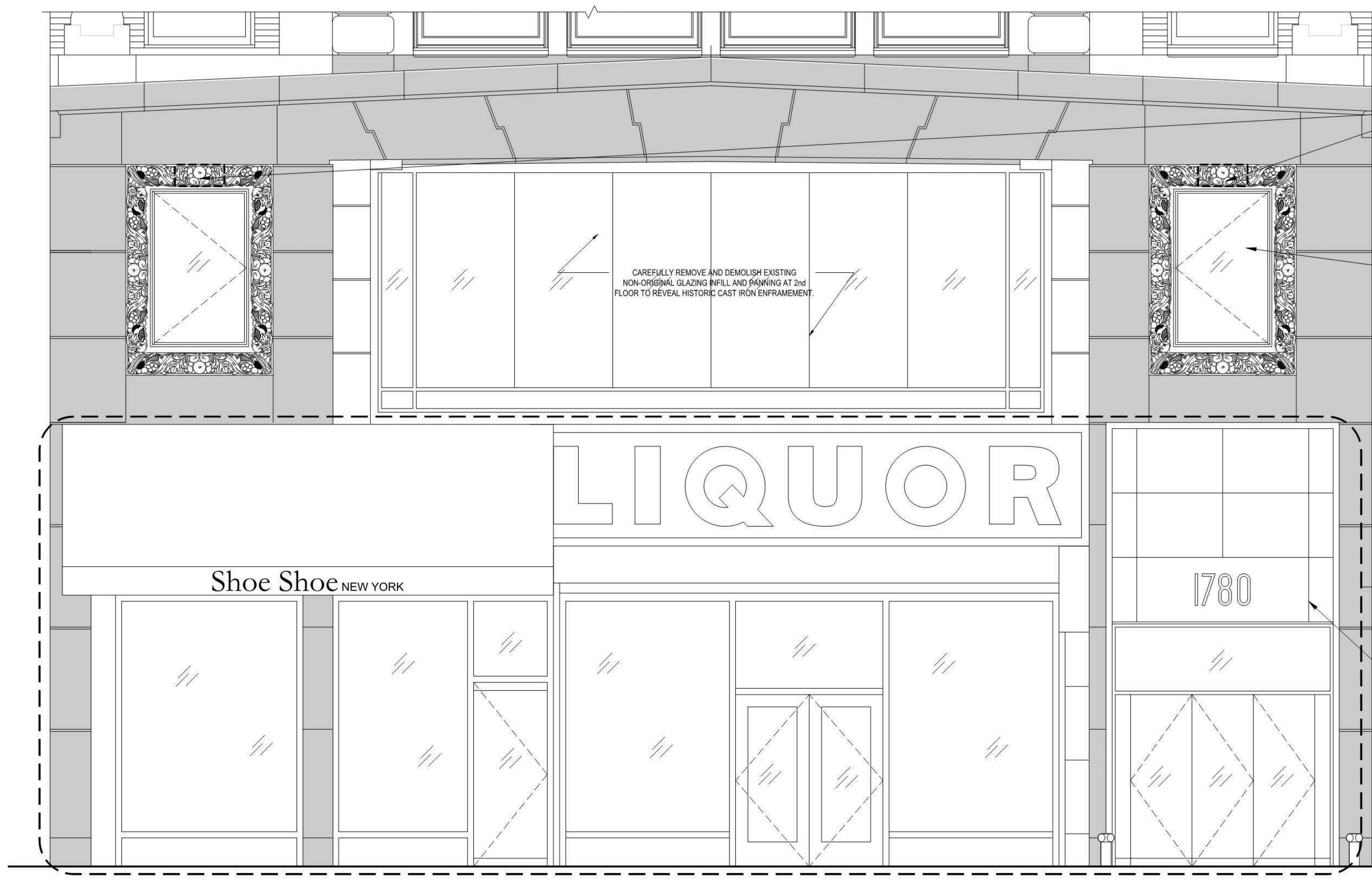

CAREFULLY REMOVE AND SALVAGE CENTER TOP TERRA-COTTA UNIT AT EACH WINDOW SURROUND FOR REINSTALLATION. (TYP. FOR TWO TERRA COTTA UNITS.)

CAREFULLY REMOVE AND DISCARD EXISTING NON-ORIGINAL WINDOW JAMBS AND PANNING AT TERRA COTTA SURROUND OPENINGS AT 2nd FLOOR.

NOTE: ONLY NON-ORIGINAL FINISHES SHALL BE REMOVED AT GROUND AND 2nd FLOOR STOREFRONTS, UNLESS OTHERWISE NOTED; ALL ORIGINAL ELEMENTS WILL BE RETAINED IN EXISTING LOCATION AND PROTECTED FOR THE DURATION OF THE WORK.

REMOVE AND DISCARD NON-HISTORIC ELEMENTS:
- AWNINGS
- ALUMINUM/STAINLESS STEEL STOREFRONTS AND WINDOWS
- ILLUMINATED SIGNAGE
- BIRD-PREVENTION DEVICES
- SECURITY GATES
- DEER ISLE GRANITE AND ALUMINUM ENTRY SURROUNDS

1 West Facade: Existing Storefront
3/8" = 1'-0"

PROVIDE NEW PAINTED SHEET METAL SPANDREL PANEL TO MATCH EXISTING IN DIMENSIONS, PROFILES, AND FINISH. REFER TO ARCHITECTURAL DRAWINGS FOR DETAILS.

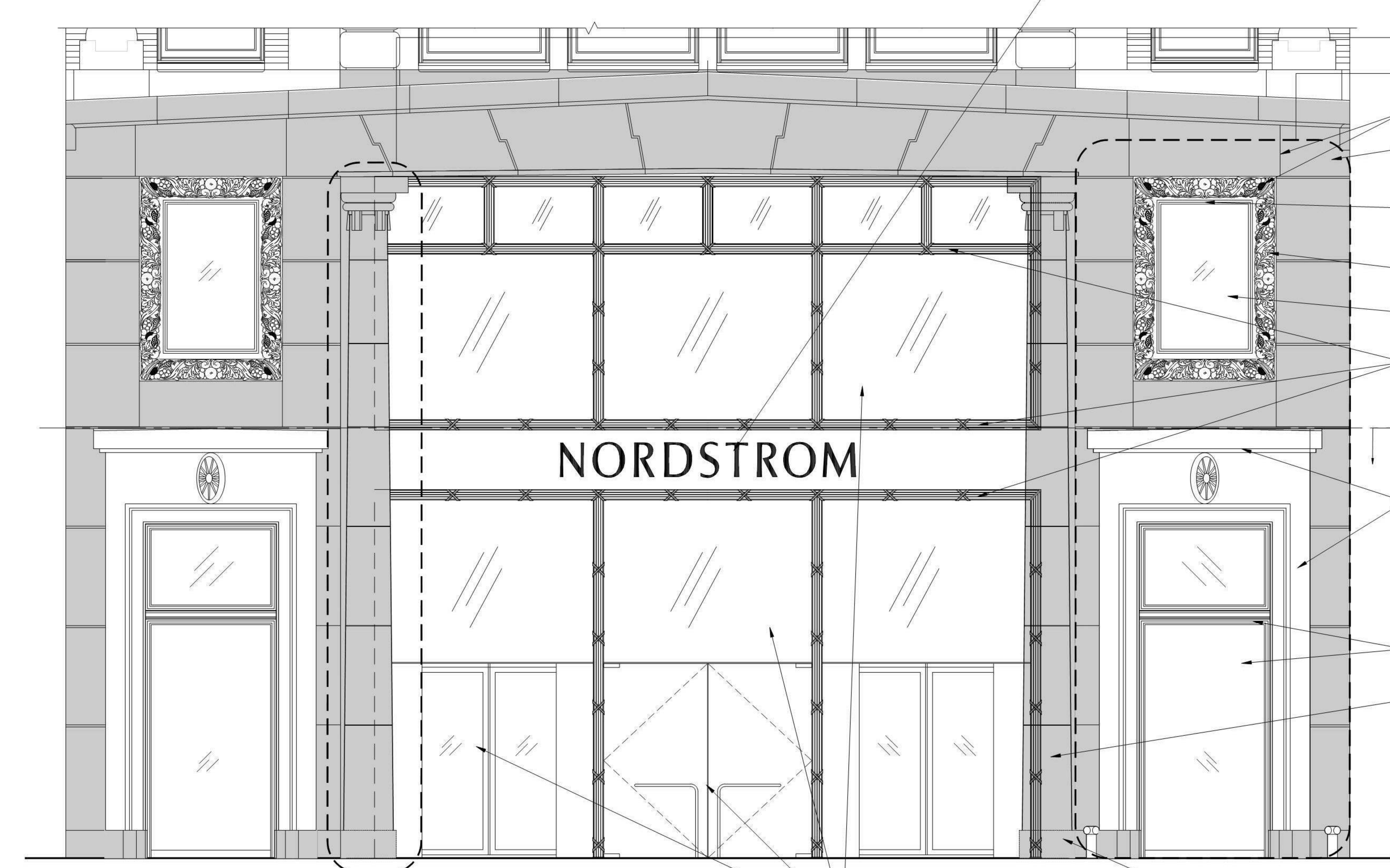

CLEAN, REPAIR, RAKE AND REPOINT GRANITE AND TERRA COTTA MASONRY, USING NEW MORTAR TO MATCH EXISTING.

PROVIDE RESIN-BASED COMPOSITES AND STONE DUTCHMEN FOR LOCAL REPAIRS. DUTCHMAN REPAIR STONE TO MATCH EXISTING EXACTLY IN FIGURE, FINISH, COLOR, JOINT LOCATION, AND DETAILING. REFER TO G-306.00 FOR DETAILS.

RESET CENTER TERRA-COTTA UNIT TO MATCH PLANE OF ADJACENT UNITS, USING TYPE 'N' MORTAR TO MATCH EXISTING IN COLOR, TEXTURE, AND JOINT PROFILE. PROVIDE NEW STAINLESS STEEL MASONRY ANCHORS AS REQUIRED. (TYP. FOR TWO [2] TERRA COTTA UNITS.)

CAREFULLY PREP AND RESTORE TERRA COTTA FINISHES TO MATCH ORIGINAL PER MATERIALS CONSERVATOR REPORT.

REFER TO G-800.00 THRU G-802.00 FOR SCOPE OF WORK AND DETAILS ASSOCIATED WITH NEW STOREFRONT INFILL GLAZING ASSEMBLY, SIDE ENTRY GLAZING, AND 2ND FLOOR SINGLE-LITE SASH INSTALLATION.

RESTORE EXISTING CAST IRON WINDOW SURROUNDS AND PROVIDE NEW CAST IRON ELEMENTS TO MATCH ORIGINALS EXACTLY IN PROFILES, DIMENSIONS, AND MATERIALS. REFER TO G-309.00 FOR DETAILS. (TYP.)

PROVIDE NEW POLISHED 'ROCKPORT' GRANITE FACADE UNITS BELOW. NEW STONE TO MATCH EXISTING EXACTLY IN FIGURE, FINISH, COLOR, UNIT SIZE, JOINT LOCATION, AND DETAILING. (ALLOW ~175SF)

PROVIDE NEW GEORGIA 'CHEROKEE' MARBLE ENTRY SURROUNDS AND ENTABLATURES TO MATCH ORIGINALS SHOWN IN HISTORIC PHOTOGRAPHS; REFER TO G-309.00 FOR DETAILS.

PROVIDE NEW GLASS AND METAL INFILL GLAZING PANELS AT RESTORED SIDE ENTRY OPENINGS. REFER TO G-800.00 THRU G-802.00 FOR DETAILS. (TYP. FOR 2 ENTRIES)

PROVIDE NEW TERRA COTTA COLUMNS AND CAPITALS TO MATCH ORIGINALS. REFER TO G-308.00 FOR DETAILS. (TYP. FOR TWO ~28'-6" TALL COLUMNS.)

REFER TO G-800.00 THRU G-802.00 FOR SCOPE OF WORK AND DETAILS ASSOCIATED WITH NEW STOREFRONT INFILL GLAZING ASSEMBLY, SIDE ENTRY GLAZING, AND 2ND FLOOR SINGLE-LITE SASH INSTALLATION.

NOTE: COLUMN SHOWN 'TRANSPARENT' TO CLARIFY RELATIONSHIP TO RESTORED CAST IRON STOREFRONT SURROUND CONCEALED BEHIND. REFER TO G-302.00 FOR DETAILS.

2 West Facade: Proposed Storefront
3/8" = 1'-0"

FILE NAME:
PLOT DATE:

KEY PLAN:

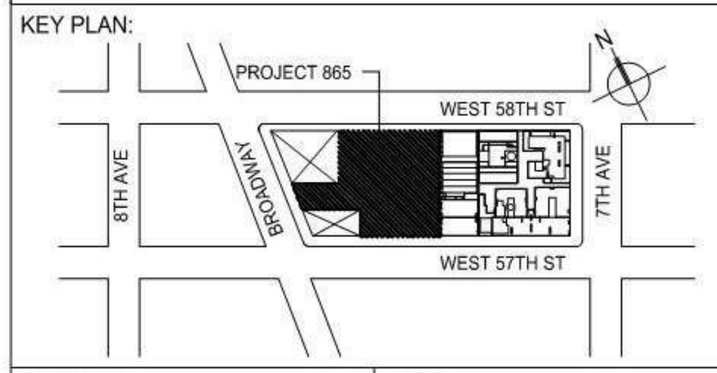

PROJECT NORTH | TRUE NORTH

DEVELOPER:
EXTELL DEVELOPMENT COMPANY
805 THIRD AVENUE, 7TH FLOOR
New York, NY 10022 USA
TEL: 212 712 6000 FAX: 212 712 6100

DESIGN ARCHITECT: Base Building Shell & Core
ADRIAN SMITH + GORDON GILL ARCHITECTURE
111 WEST MONROE STREET SUITE 2300
CHICAGO IL 60603
TEL: 312 920 1888 FAX: 312 920 1775

INTERIOR DESIGNER: Residential
Rottet Architecture and Design Studio, PLLC
298 Fifth Ave, 7th Floor
New York, NY 10001
TEL: 646 998 7000 FAX:

ARCHITECT OF RECORD: Base Building Shell, Core, & Residential
AAI ARCHITECTS, P.C.
401 Wellington St. W., 3rd Floor
Toronto, ON M5V 1E7 Canada
TEL: 416 967 1500 FAX: 416 967 7150

STRUCTURAL ENGINEERS:
WSP CANTOR SEINUK
228 EAST 45th Street
New York, NY 10017 USA
TEL: 212 687 9888 FAX: 646 487 5501

MEP ENGINEERS:
AKF GROUP
1501 Broadway
New York, NY 10036 USA
TEL: 212 354 5656 FAX: 212 354 5668

GEOTECHNICAL ENGINEERS:
Langan Engineering & Environmental Services
21 Penn Plaza - 360 West 31st Street, 8th Floor
New York, NY 10001-2727
TEL: 212 479 5400 FAX: 212 479 5444

CODE CONSULTANTS:
Construction Consulting Associates
100 Church Street
New York, NY 10007
TEL: 212 385 1818 FAX: 212 385 1911

CURTAINWALL CONSULTANT:
AJLP Consulting
40 Worth Street. Suite 826
New York, NY 10013
TEL: 212 757 5659 FAX: 646 219 8508

LANDMARK/PRESERVATION CONSULTANT:
Jan Hird Pokorny Associates, Inc.
39 West 37th Street, 12A
New York, NY 10018
TEL: 212 759 6462 FAX: 212 759 6540

No.	DESCRIPTION	DATE
1	ISSUED FOR SCHEMATIC DESIGN	04 APR 14
2	ISSUED FOR DESIGN DEVELOPMENT	01 JUL 14
3	CD PROGRESS ISSUE 1	15 OCT 14
4	CD PROGRESS ISSUE 2 FOR LPC	12 DEC 14
5	CD PROGRESS ISSUE 3	09 MAR 15

Discrepancies must be reported immediately to the Architect before proceeding. Only figured dimensions are to be used. Contractors must check all dimensions on site. This drawing is protected by copyright.

ALL DIMENSIONS ARE SHOWN IN IMPERIAL.

CONSULTANT:
JHPA
JAN HIRD POKORNY ASSOCIATES
39 WEST 37TH STREET NEW YORK, NY 10018
TELEPHONE 212.759.6462 FACSIMILE 212.759.6540

PROJECT:
217 WEST 57TH STREET
NEW YORK, NY

DRAWING TITLE:
1780 Broadway
West Facade:
Existing and Proposed
Storefronts

SEAL & SIGNATURE:

DATE:	03/09/15
PROJECT No:	1216-00
DRAWN: Author	REV: 5
CHK: Checker	
SCALE:	
DWG No:	G-302.00
DOB PAGE No:	of

DOB EMPLOYEE STAMP: | DOB B-SCAN:

KEY PLAN:

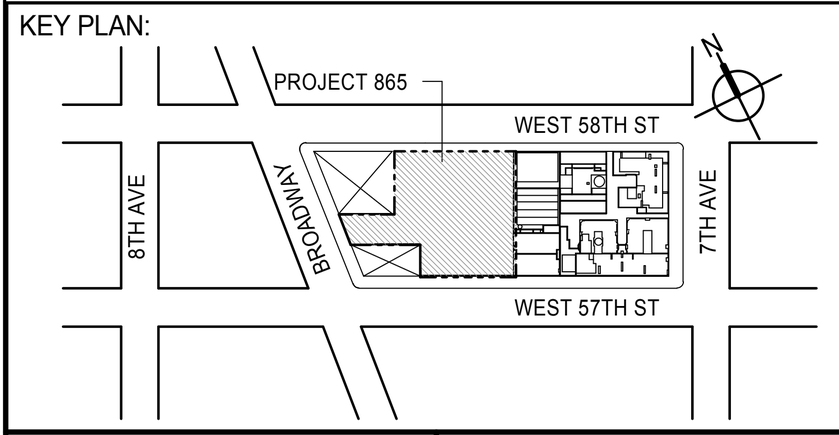

PROJECT NORTH | TRUE NORTH

DEVELOPER:
EXTELL DEVELOPMENT COMPANY
805 THIRD AVENUE, 7TH FLOOR
New York, NY 10022 USA
TEL: 212 712 6000 FAX: 212 712 6100

DESIGN ARCHITECT: Base Building Shell & Core
ADRIAN SMITH + GORDON GILL ARCHITECTURE
111 WEST MONROE STREET SUITE 2300
CHICAGO IL 60603
TEL: 312 920 1888 FAX: 312 920 1775

INTERIOR DESIGNER: Residential
Rottet Architecture and Design Studio, PLLC
298 Fifth Ave, 7th Floor
New York, NY 10001
TEL: 646 998 7000 FAX:

ARCHITECT OF RECORD: Base Building Shell, Core, & Residential
AAI ARCHITECTS, P.C.
401 Wellington St. W., 3rd Floor
Toronto, ON M5V 1E7 Canada
TEL: 416 967 1500 FAX: 416 967 7150

STRUCTURAL ENGINEERS:
WSP CANTOR SEINUK
228 EAST 45th Street
New York, NY 10017 USA
TEL: 212 687 9888 FAX: 646 487 5501

MEP ENGINEERS:
AKF GROUP
165 Broadway, 22nd Floor
New York, NY 10006 USA
TEL: 212 354 5656 FAX: 212 354 5668

GEOTECHNICAL ENGINEERS:
Langan Engineering & Environmental Services
21 Penn Plaza - 360 West 31st Street, 8th Floor
New York, NY 10001-2727
TEL: 212 479 5400 FAX: 212 479 5444

CODE CONSULTANTS:
Construction Consulting Associates
100 Church Street
New York, NY 10007
TEL: 212 385 1818 FAX: 212 385 1911

CURTAINWALL CONSULTANT:
AJLP Consulting
40 Worth Street. Suite 826
New York, NY 10013
TEL: 212 757 5659 FAX: 646 219 8508

LANDMARK/PRESERVATION CONSULTANT:
Jan Hird Pokorny Associates, Inc.
39 West 37th Street, 12A
New York, NY 10018
TEL: 212 759 6462 FAX: 212 759 6540

No.	DESCRIPTION	DATE
1	D.O.B. SUBMISSION	18 FEB 15
	D.O.B. SUBMISSION	27 APR 15

NOT FOR BID/CONSTRUCTION

Discrepancies must be reported immediately to the Architect before proceeding. Only figured dimensions are to be used. Contractors must check all dimensions on site. This drawing is protected by copyright.

ALL DIMENSIONS ARE SHOWN IN IMPERIAL.

CONSULTANT:
AAI ARCHITECTS, P.C.

PROJECT:
217 WEST 57TH STREET
NEW YORK, NY

DRAWING TITLE:
1780 BROADWAY WEST FACADE - EXISTING AND PROPOSED STOREFRONTS

SEAL & SIGNATURE:
REGISTERED ARCHITECT WIEPKE DAVID JANSEN No. 028881 STATE OF NEW YORK

DATE:	18 FEB 15
PROJECT No:	1216-00
DRAWN: Author	REV: 1
CHK: Checker	
SCALE:	
DWG No:	G-302.01
DOB PAGE No:	556 of 569

DOB EMPLOYEE STAMP: | DOB B-SCAN:

FILE NAME: C:\Revit Local Files\EXTELL-865-AAI-TWR-CNF_hadlarim.rvt
PLOT DATE: 9/22/2015 1:43:51 PM

DEPT OF BLDGS 121236505 Job Number
E300399512 Scan Code

NOTES:

1. PROVIDE NEW PAINTED HOLLOW-METAL 3/3 OPERATING DOUBLE-HUNG SASH TO MATCH ORIGINALS IN PROFILES, GLAZING AREA, FINISH, AND OPERATION.

2. CONTRACTOR TO VERIFY ALL DIMENSIONS ONSITE PRIOR TO FABRICATION. (TYP.)

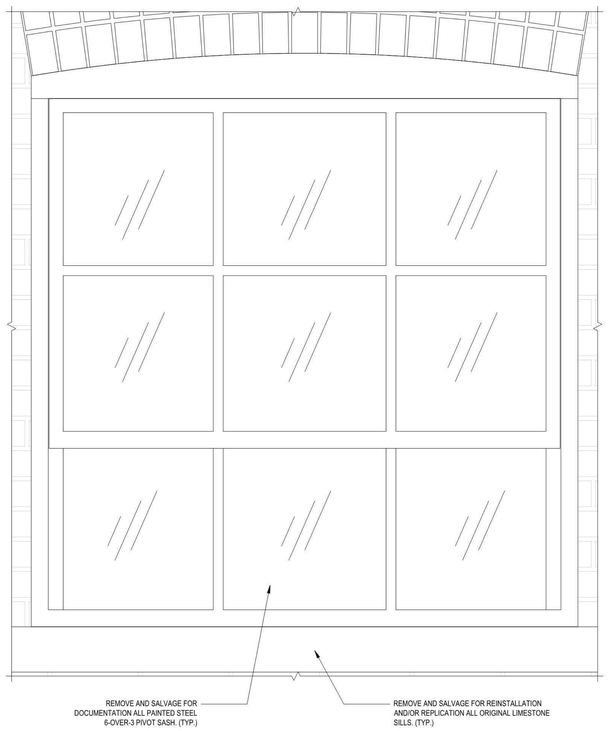

1 North Facade: Existing Sash
3" = 1'-0"

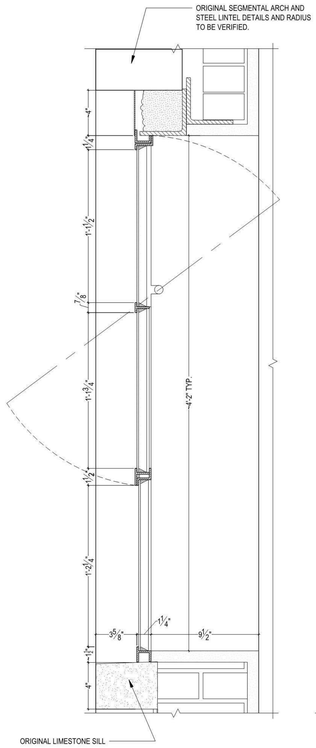

2 Existing Sash - Vertical Section
3" = 1'-0"

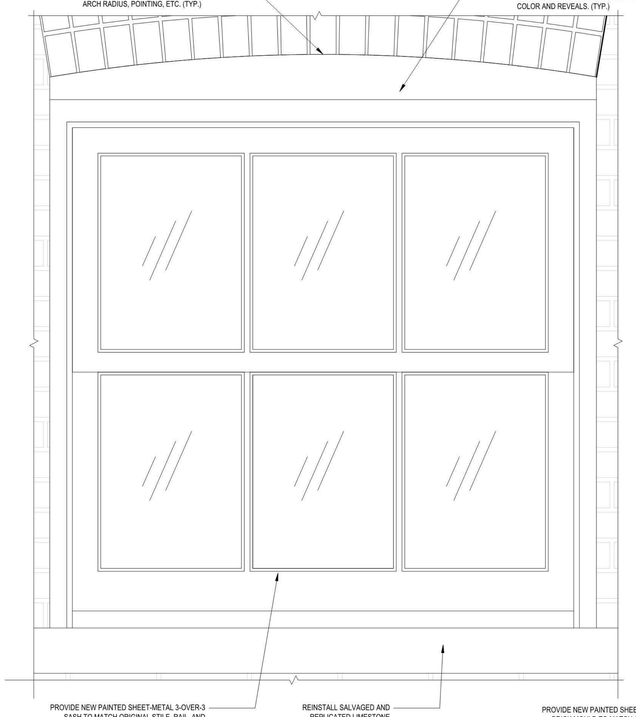

4 North Facade: Proposed Sash
3" = 1'-0"

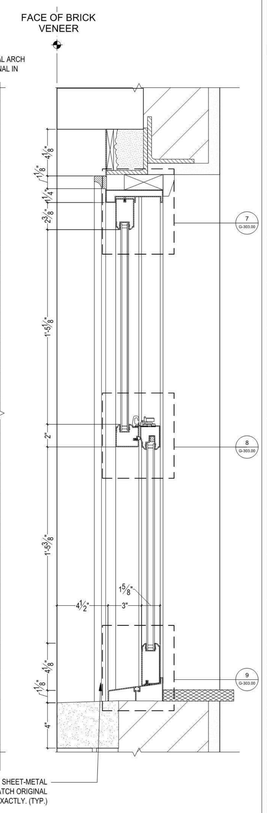

5 Proposed Sash - Vertical Section
3" = 1'-0"

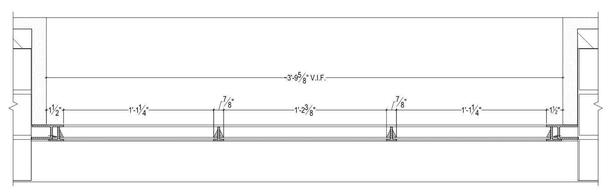

3 Existing Sash - Plan Section
3" = 1'-0"

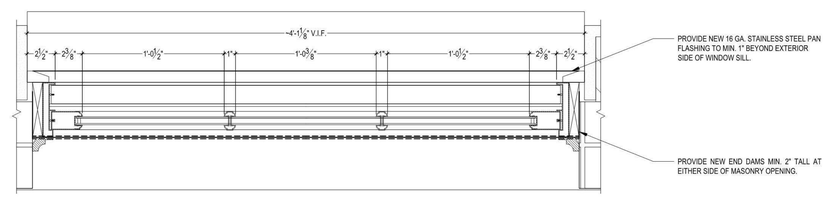

6 Proposed Sash - Plan Section
3" = 1'-0"

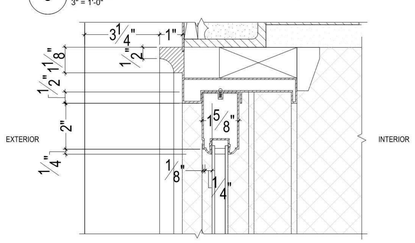

7 Typ. Proposed Head Jamb Section
6" = 1'-0"

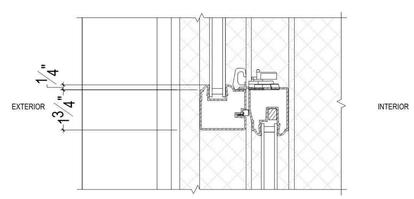

8 Typ. Proposed Meeting Rail - Vert. Section
6" = 1'-0"

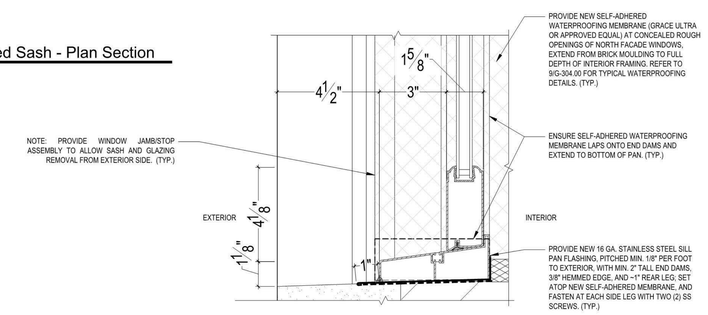

9 Typ. Proposed Sill - Vert. Section
6" = 1'-0"

PROJECT NORTH | TRUE NORTH

DEVELOPER:
EXTELL DEVELOPMENT COMPANY
805 THIRD AVENUE, 7TH FLOOR
New York, NY 10022 USA
TEL: 212 712 6000 FAX: 212 712 6100

DESIGN ARCHITECT: Base Building Shell & Core
ADRIAN SMITH + GORDON GILL ARCHITECTURE
111 WEST MONROE STREET SUITE 2300
CHICAGO IL 60603
TEL: 312 920 1888 FAX: 312 920 1775

INTERIOR DESIGNER: Residential
Rottet Architecture and Design Studio, PLLC
298 Fifth Ave, 7th Floor
New York, NY 10001
TEL: 646 998 7000 FAX:

ARCHITECT OF RECORD: Base Building Shell, Core, & Residential
AAI ARCHITECTS, P.C.
401 Wellington St. W., 3rd Floor
Toronto, ON M5V 1E7 Canada
TEL: 416 967 1500 FAX: 416 967 7150

STRUCTURAL ENGINEERS:
WSP CANTOR SEINUK
228 EAST 45th Street
New York, NY 10017 USA
TEL: 212 687 9888 FAX: 646 487 5501

MEP ENGINEERS:
AKF GROUP
1501 Broadway
New York, NY 10036 USA
TEL: 212 354 5656 FAX: 212 354 5668

GEOTECHNICAL ENGINEERS:
Langan Engineering & Environmental Services
21 Penn Plaza - 360 West 31st Street, 8th Floor
New York, NY 10001-2727
TEL: 212 479 5400 FAX: 212 479 5444

CODE CONSULTANTS:
Construction Consulting Associates
100 Church Street
New York, NY 10007
TEL: 212 385 1818 FAX: 212 385 1911

CURTAINWALL CONSULTANT:
AJLP Consulting
40 Worth Street, Suite 826
New York, NY 10013
TEL: 212 757 5659 FAX: 646 219 8508

LANDMARK/PRESERVATION CONSULTANT:
Jan Hird Pokorny Associates, Inc.
39 West 37th Street, 12A
New York, NY 10018
TEL: 212 759 6462 FAX: 212 759 6540

No.	DESCRIPTION	DATE
1	ISSUED FOR SCHEMATIC DESIGN	04 APR 14
2	ISSUED FOR DESIGN DEVELOPMENT	01 JUL 14
3	CD PROGRESS ISSUE 1	15 OCT 14
4	CD PROGRESS ISSUE 2 FOR LPC	12 DEC 14
5	CD PROGRESS ISSUE 3	09 MAR 15

Discrepancies must be reported immediately to the Architect before proceeding. Only figured dimensions are to be used. Contractors must check all dimensions on site. This drawing is protected by copyright.

ALL DIMENSIONS ARE SHOWN IN IMPERIAL.

CONSULTANT:
JHPA
JAN HIRD POKORNY ASSOCIATES
39 WEST 37TH STREET NEW YORK, NY 10018
TELEPHONE 212.759.6462 FACSIMILE 212.759.6540

PROJECT:
217 WEST 57TH STREET
NEW YORK, NY

DRAWING TITLE:
1780 Broadway
North Facade: Existing and Proposed Window Details

SEAL & SIGNATURE:

DATE:	03/09/15
PROJECT No:	1216-00
DRAWN: Author	REV:
CHK: Checker	5
SCALE:	
DWG No:	G-303.00
DOB PAGE No:	of

DOB EMPLOYEE STAMP: DOB B-SCAN:

KEY PLAN:
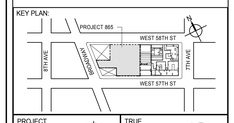

PROJECT NORTH | TRUE NORTH

DEVELOPER:
EXTELL DEVELOPMENT COMPANY
805 THIRD AVENUE, 7TH FLOOR
New York, NY 10022 USA
TEL: 212 712 6000 FAX: 212 712 6100

DESIGN ARCHITECT: Base Building Shell & Core
ADRIAN SMITH + GORDON GILL ARCHITECTURE
111 WEST MONROE STREET SUITE 2300
CHICAGO IL 60603
TEL: 312 920 1888 FAX: 312 920 1775

INTERIOR DESIGNER: Residential
Rottet Architecture and Design Studio, PLLC
298 Fifth Ave, 7th Floor
New York, NY 10001
TEL: 646 998 7000 FAX:

ARCHITECT OF RECORD: Base Building Shell, Core, & Residential
AAI ARCHITECTS, P.C.
401 Wellington St. W., 3rd Floor
Toronto, ON M5V 1E7 Canada
TEL: 416 967 1500 FAX: 416 967 7150

STRUCTURAL ENGINEERS:
WSP CANTOR SEINUK
228 EAST 45th Street
New York, NY 10017 USA
TEL: 212 687 9888 FAX: 646 487 5501

MEP ENGINEERS:
AKF GROUP
165 Broadway, 22nd Floor
New York, NY 10006 USA
TEL: 212 354 5656 FAX: 212 354 5668

GEOTECHNICAL ENGINEERS:
Langan Engineering & Environmental Services
21 Penn Plaza - 360 West 31st Street, 8th Floor
New York, NY 10001-2727
TEL: 212 479 5400 FAX: 212 479 5444

CODE CONSULTANTS:
Construction Consulting Associates
100 Church Street
New York, NY 10007
TEL: 212 385 1818 FAX: 212 385 1911

CURTAINWALL CONSULTANT:
AJLP Consulting
40 Worth Street, Suite 826
New York, NY 10013
TEL: 212 757 5659 FAX: 646 219 8508

LANDMARK/PRESERVATION CONSULTANT:
Jan Hird Pokorny Associates, Inc.
39 West 37th Street, 12A
New York, NY 10018
TEL: 212 759 6462 FAX: 212 759 6540

No.	DESCRIPTION	DATE
1	D.O.B. SUBMISSION	18 FEB 15
	D.O.B. SUBMISSION	27 APR 15

NOT FOR BID/CONSTRUCTION

Discrepancies must be reported immediately to the Architect before proceeding. Only figured dimensions are to be used. Contractors must check all dimensions on site. This drawing is protected by copyright.

ALL DIMENSIONS ARE SHOWN IN IMPERIAL.

CONSULTANT:
AAI ARCHITECTS, P.C.

PROJECT:
217 WEST 57TH STREET
NEW YORK, NY

DRAWING TITLE:
1780 BROADWAY NORTH FACADE - EXISTING AND PROPOSED WINDOW DETAILS

SEAL & SIGNATURE:

DATE:	18 FEB 15
PROJECT No:	1216-00
DRAWN: Author	REV:
CHK: Checker	1
SCALE:	
DWG No:	G-303.01
DOB PAGE No:	557 of 569

DOB EMPLOYEE STAMP: DOB B-SCAN:

36" x 48" Arch E - SHEET SIZE
FILE NAME: C:\Revit Local Files\EXTELL-865-AAI-TWR-CNE_hadams.rvt
PLOT DATE: 9/28/2015 1:44:03 PM

DEPT OF BLDGS 121328205 Job Number
ES974026701 Scan Code

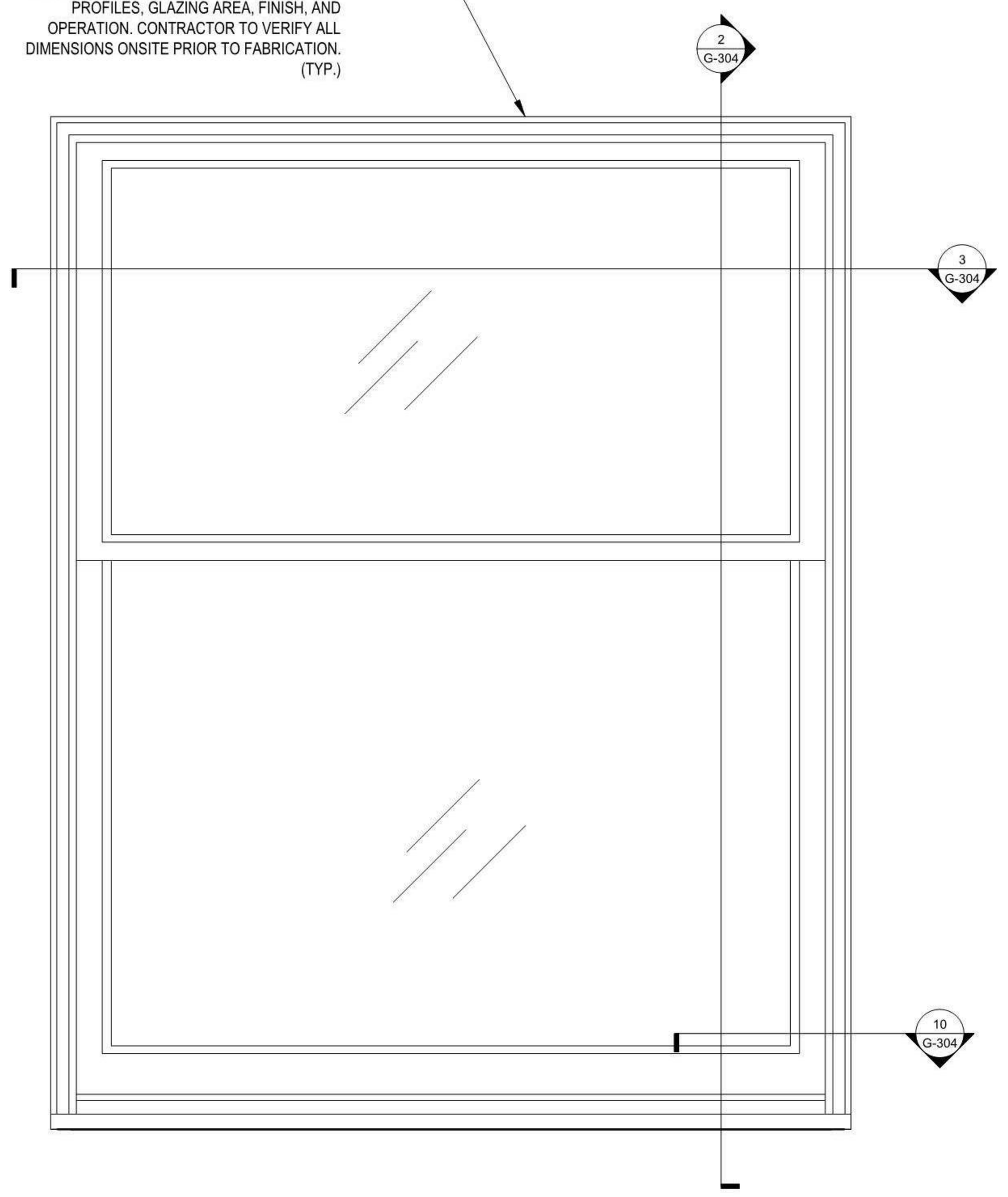

1 West Facade: Proposed Center Bay Sash - Elevation
1-1/2" = 1'-0"

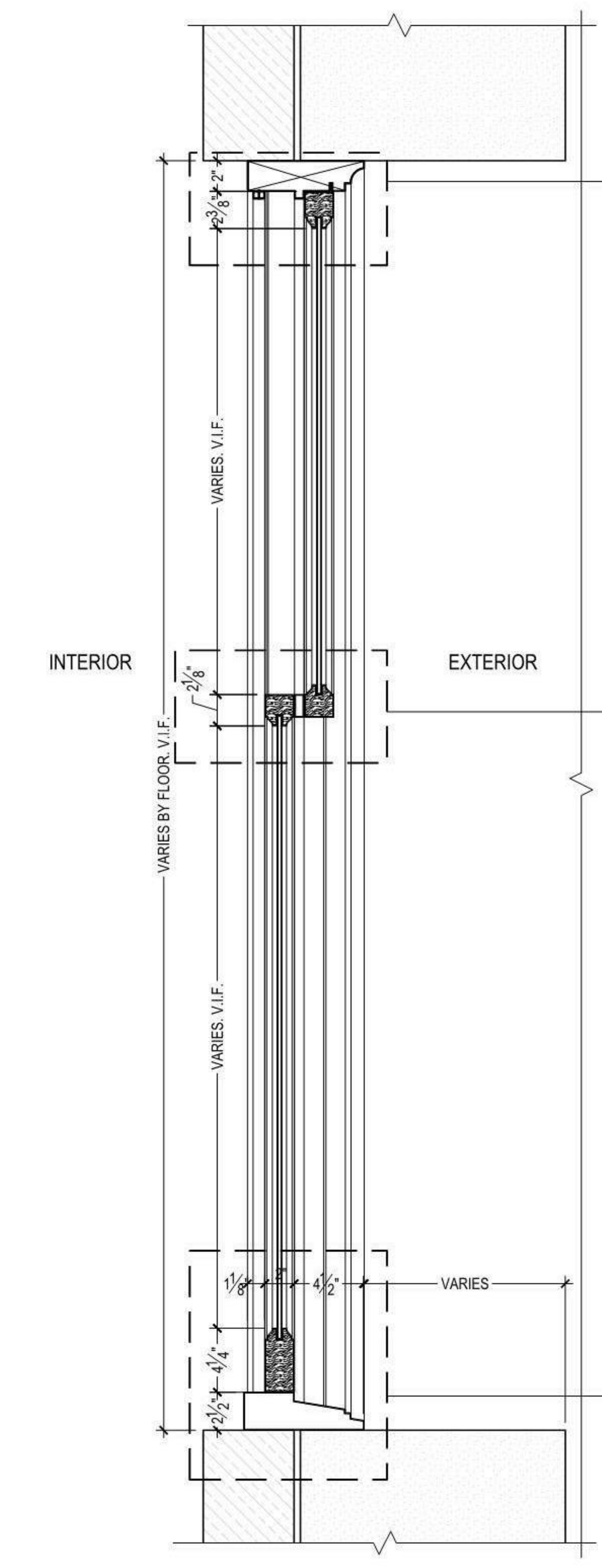

2 Proposed Center Bay Sash - Vert. Section
1-1/2" = 1'-0"



4 West Facade: Proposed Side Bay Sash - Elevation
1-1/2" = 1'-0"

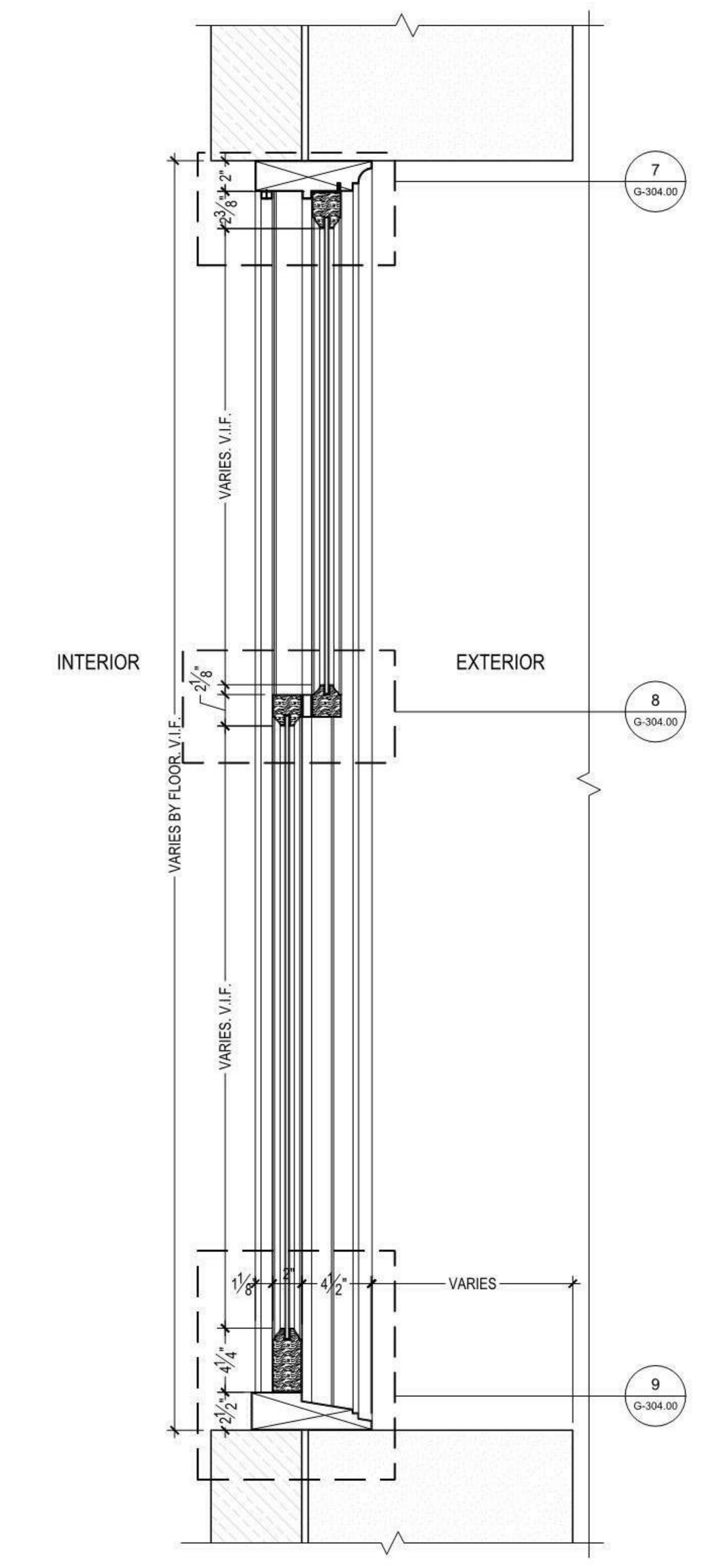

5 Proposed Side Bay Sash - Vert. Section
1-1/2" = 1'-0"

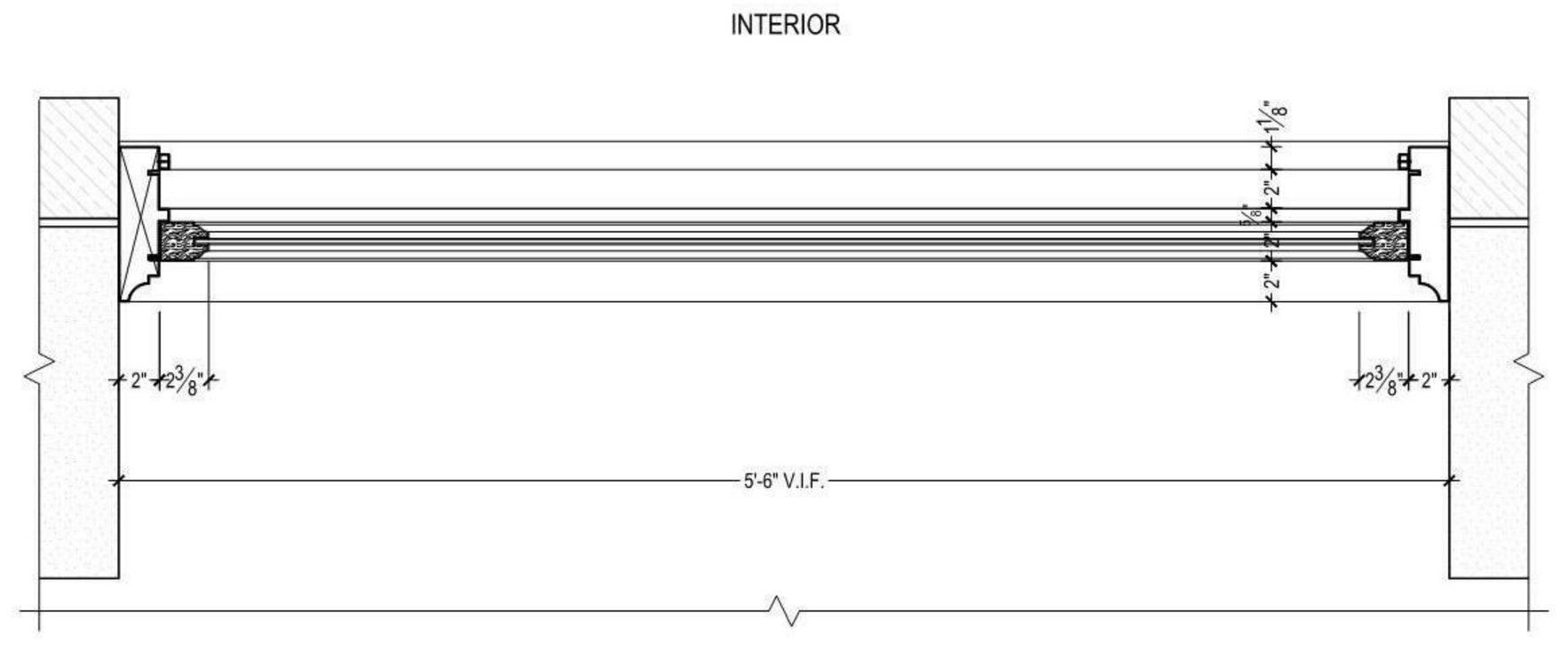

3 Proposed Center Bay Sash - Plan Section
1-1/2" = 1'-0"

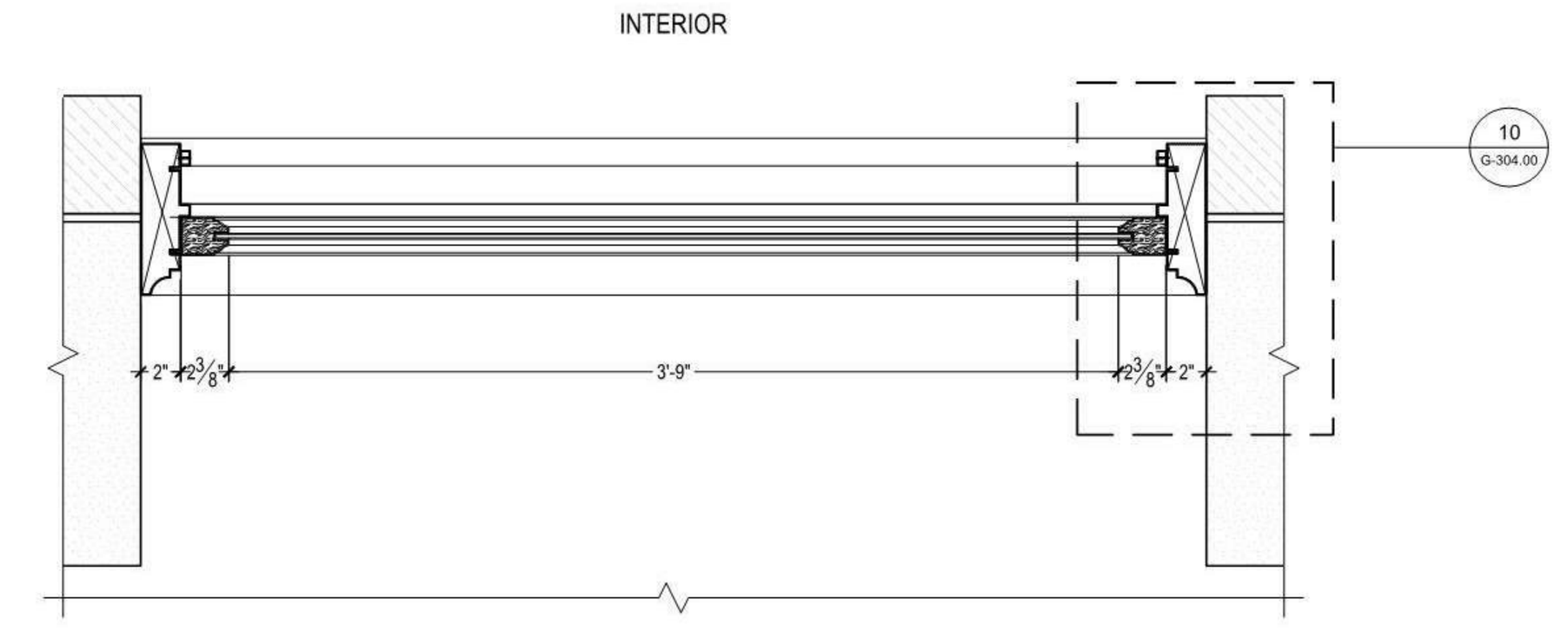

6 Proposed Side Bay Sash - Plan Section
1-1/2" = 1'-0"

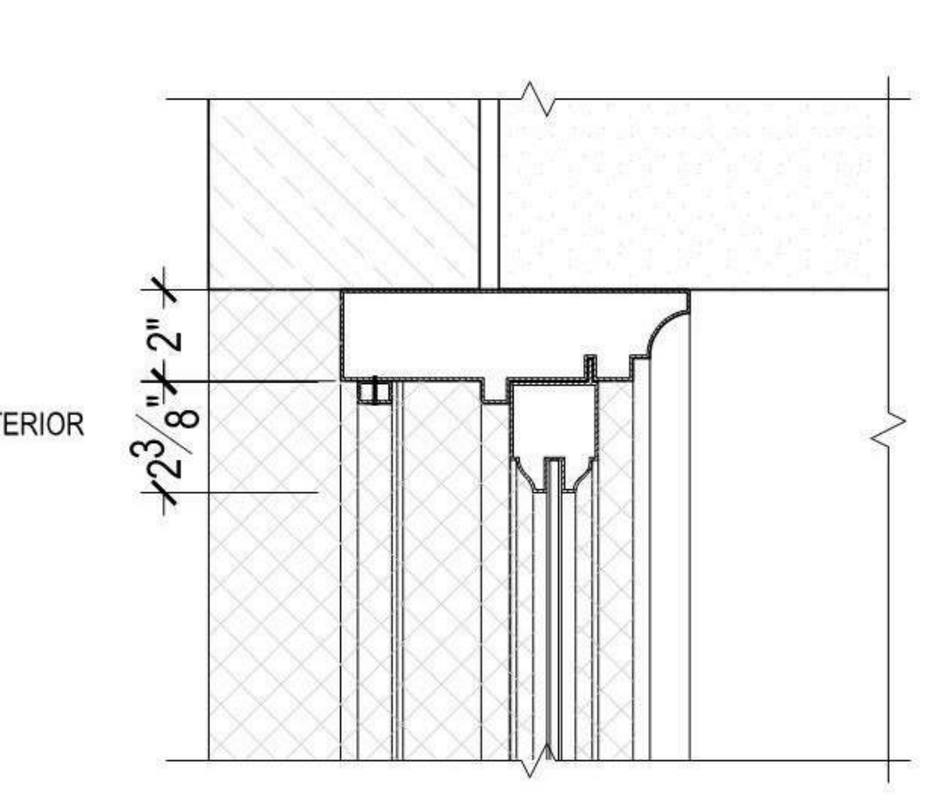

7 Typ. Proposed Header - Vert. Section
3" = 1'-0"

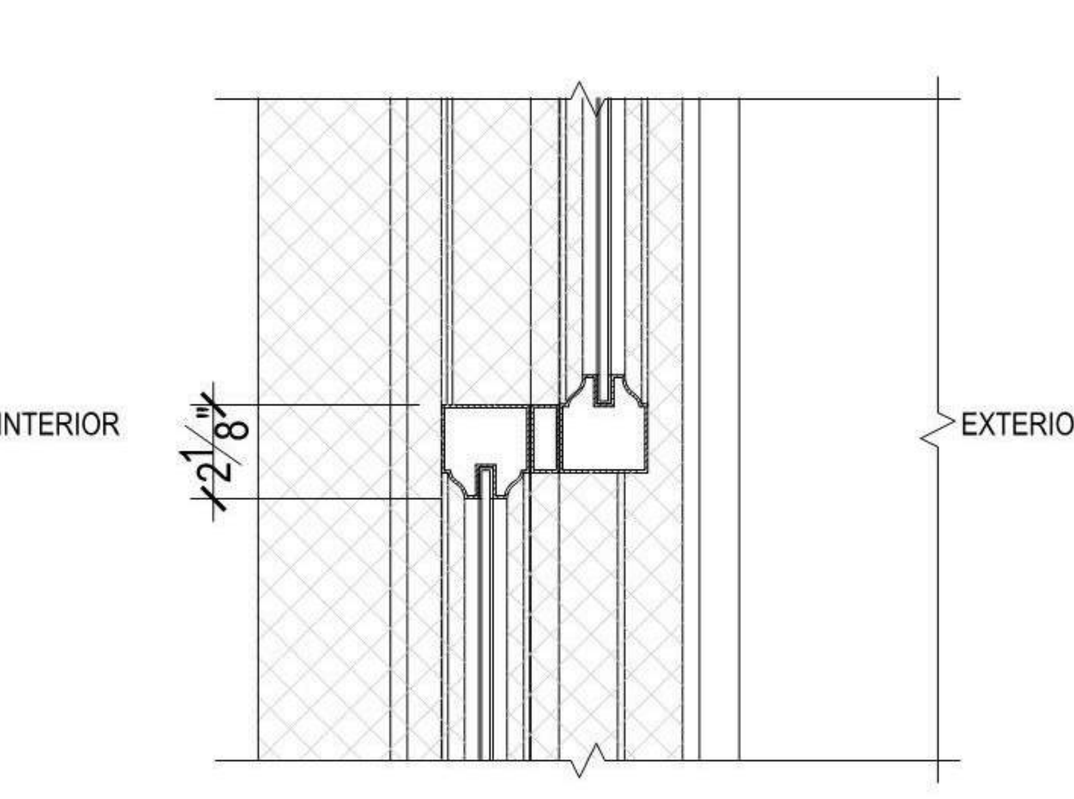

8 Typ. Proposed Meeting Rail - Vert. Section
3" = 1'-0"

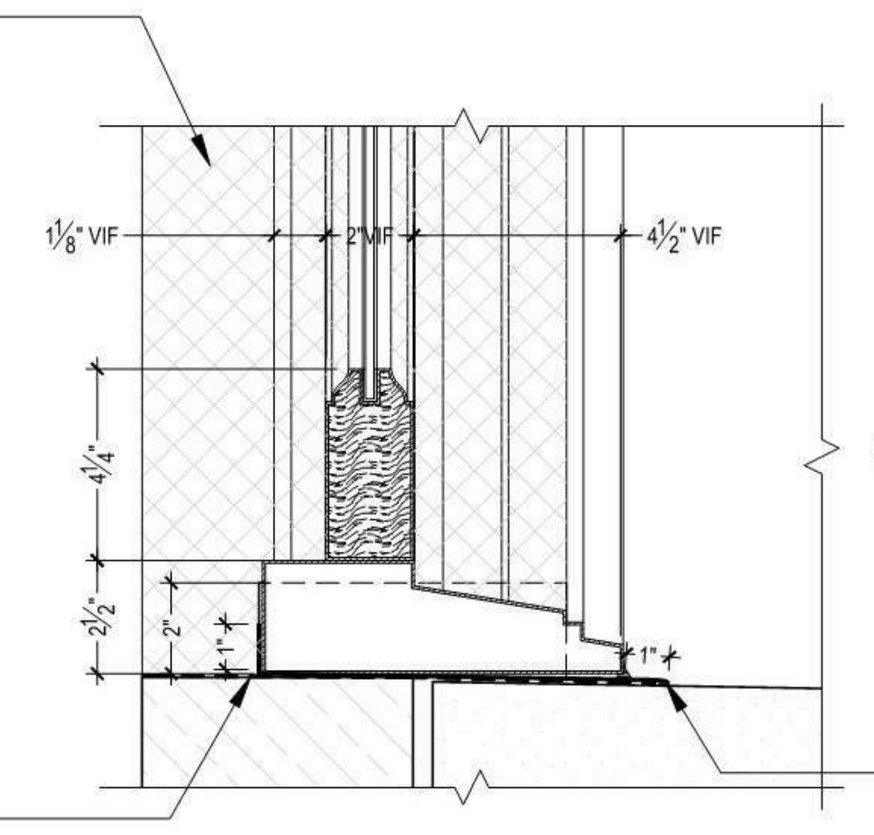

9 Typ. Proposed Sill - Vert. Section
3" = 1'-0"

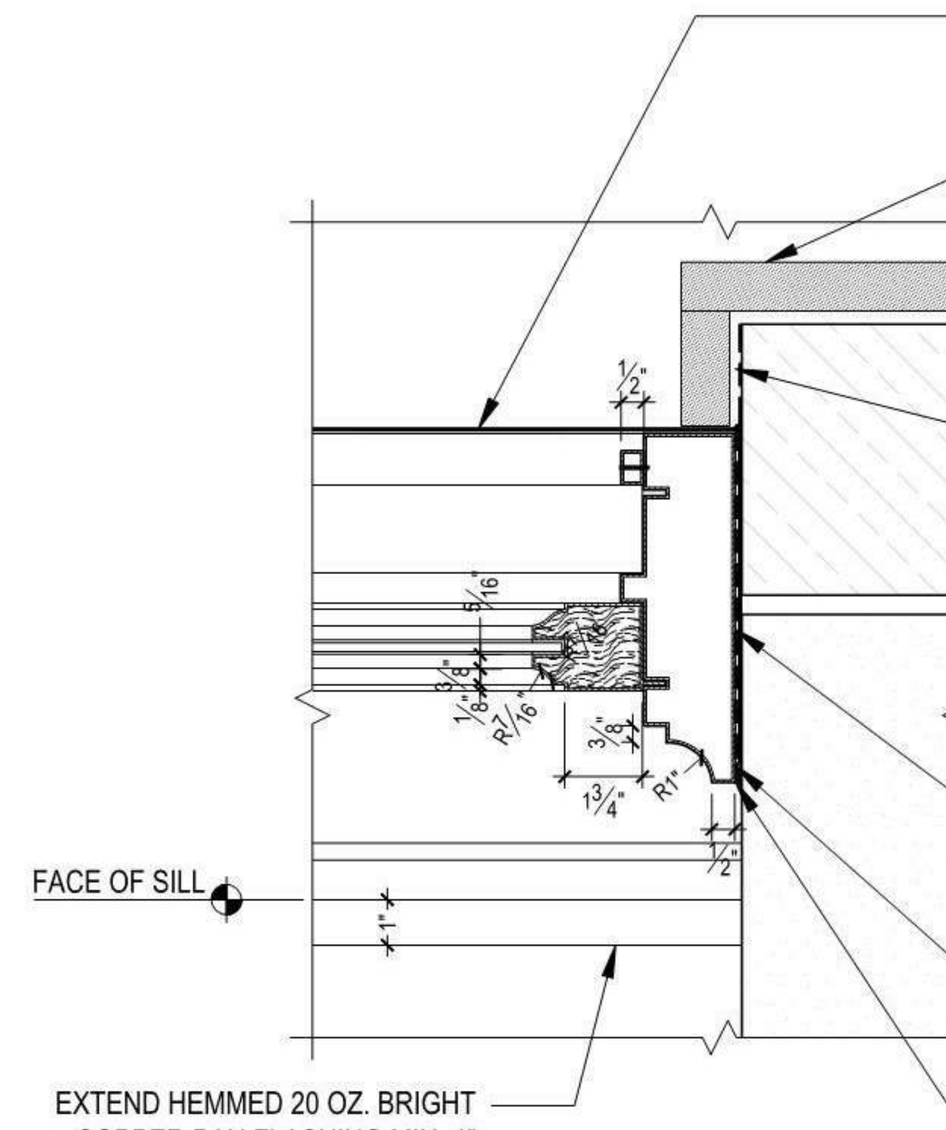

10 Typ. Proposed Jamb - Plan Section
3" = 1'-0"



KEY PLAN:

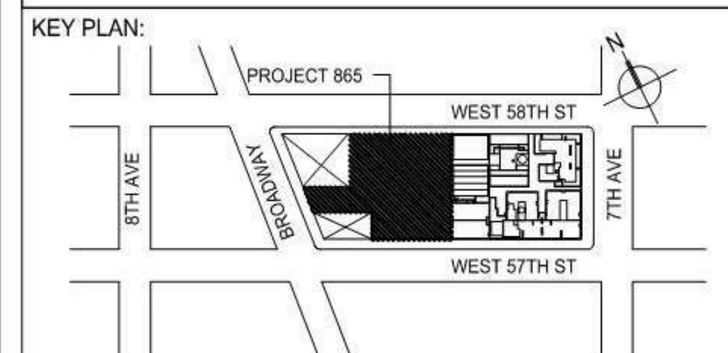

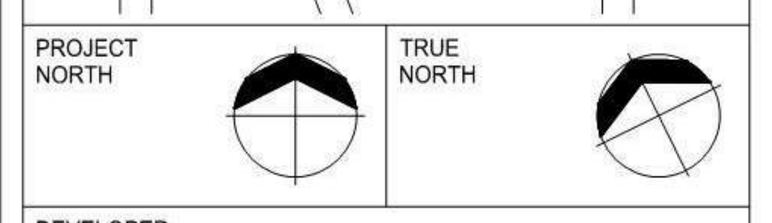

DEVELOPER:
EXTELL DEVELOPMENT COMPANY
805 THIRD AVENUE, 7TH FLOOR
New York, NY 10022 USA
TEL: 212 712 6000 FAX: 212 712 6100

DESIGN ARCHITECT: Base Building Shell & Core
ADRIAN SMITH + GORDON GILL ARCHITECTURE
111 WEST MONROE STREET SUITE 2300
CHICAGO IL 60603
TEL: 312 920 1888 FAX: 312 920 1775

INTERIOR DESIGNER: Residential
Rottet Architecture and Design Studio, PLLC
298 Fifth Ave, 7th Floor
New York, NY 10001
TEL: 646 998 7000 FAX:

ARCHITECT OF RECORD: Base Building Shell, Core, & Residential
AAI ARCHITECTS, P.C.
401 Wellington St. W., 3rd Floor
Toronto, ON M5V 1E7 Canada
TEL: 416 967 1500 FAX: 416 967 7150

STRUCTURAL ENGINEERS:
WSP CANTOR SEINUK
228 EAST 45th Street
New York, NY 10017 USA
TEL: 212 687 9888 FAX: 646 487 5501

MEP ENGINEERS:
AKF GROUP
1501 Broadway
New York, NY 10036 USA
TEL: 212 354 5656 FAX: 212 354 5668

GEOTECHNICAL ENGINEERS:
Langan Engineering & Environmental Services
21 Penn Plaza - 360 West 31st Street, 8th Floor
New York, NY 10001-2727
TEL: 212 479 5400 FAX: 212 479 5444

CODE CONSULTANTS:
Construction Consulting Associates
100 Church Street
New York, NY 10007
TEL: 212 385 1818 FAX: 212 385 1911

CURTAINWALL CONSULTANT:
AJLP Consulting
40 Worth Street. Suite 826
New York, NY 10013
TEL: 212 757 5659 FAX: 646 219 8508

LANDMARK/PRESERVATION CONSULTANT:
Jan Hird Pokorny Associates, Inc.
39 West 37th Street, 12A
New York, NY 10018
TEL: 212 759 6462 FAX: 212 759 6540

No.	DESCRIPTION	DATE
1	ISSUED FOR SCHEMATIC DESIGN	04 APR 14
2	ISSUED FOR DESIGN DEVELOPMENT	01 JUL 14
3	CD PROGRESS ISSUE 1	15 OCT 14
4	CD PROGRESS ISSUE 2 FOR LPC	12 DEC 14
5	CD PROGRESS ISSUE 3	09 MAR 15

Discrepancies must be reported immediately to the Architect before proceeding. Only figured dimensions are to be used. Contractors must check all dimensions on site. This drawing is protected by copyright.

ALL DIMENSIONS ARE SHOWN IN IMPERIAL.

CONSULTANT:
JHPA
JAN HIRD POKORNY ASSOCIATES
39 WEST 37TH STREET NEW YORK, NY 10018
TELEPHONE 212.759.6462 FACSIMILE 212.759.6540

PROJECT:
217 WEST 57TH STREET
NEW YORK, NY

DRAWING TITLE:
1780 Broadway
West Facade: Proposed Center and Side Bay Windows

SEAL & SIGNATURE:

DATE:	03/09/15
PROJECT No:	1216-00
DRAWN: Author	REV: 5
CHK: Checker	
SCALE:	
DWG No:	G-304.00
DOB PAGE No:	of

DOB EMPLOYEE STAMP: DOB B-SCAN:

KEY PLAN:

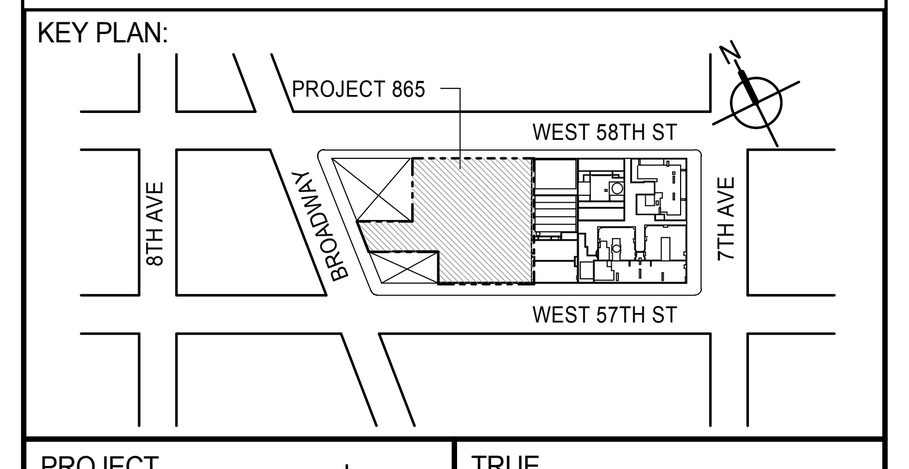

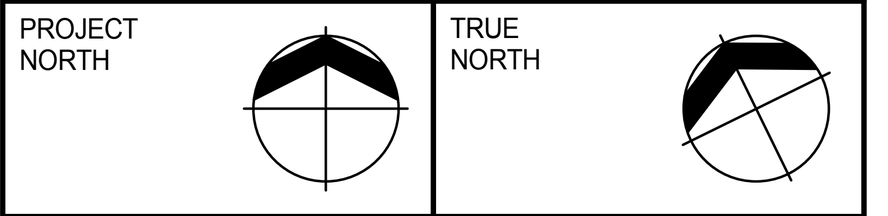

DEVELOPER:
EXTELL DEVELOPMENT COMPANY
805 THIRD AVENUE, 7TH FLOOR
New York, NY 10022 USA
TEL: 212 712 6000 FAX: 212 712 6100

DESIGN ARCHITECT: Base Building Shell & Core
ADRIAN SMITH + GORDON GILL ARCHITECTURE
111 WEST MONROE STREET SUITE 2300
CHICAGO IL 60603
TEL: 312 920 1888 FAX: 312 920 1775

INTERIOR DESIGNER: Residential
Rottet Architecture and Design Studio, PLLC
298 Fifth Ave, 7th Floor
New York, NY 10001
TEL: 646 998 7000 FAX:

ARCHITECT OF RECORD: Base Building Shell, Core, & Residential
AAI ARCHITECTS, P.C.
401 Wellington St. W., 3rd Floor
Toronto, ON M5V 1E7 Canada
TEL: 416 967 1500 FAX: 416 967 7150

STRUCTURAL ENGINEERS:
WSP CANTOR SEINUK
228 EAST 45th Street
New York, NY 10017 USA
TEL: 212 687 9888 FAX: 646 487 5501

MEP ENGINEERS:
AKF GROUP
165 Broadway, 22nd Floor
New York, NY 10006 USA
TEL: 212 354 5656 FAX: 212 354 5668

GEOTECHNICAL ENGINEERS:
Langan Engineering & Environmental Services
21 Penn Plaza - 360 West 31st Street, 8th Floor
New York, NY 10001-2727
TEL: 212 479 5400 FAX: 212 479 5444

CODE CONSULTANTS:
Construction Consulting Associates
100 Church Street
New York, NY 10007
TEL: 212 385 1818 FAX: 212 385 1911

CURTAINWALL CONSULTANT:
AJLP Consulting
40 Worth Street. Suite 826
New York, NY 10013
TEL: 212 757 5659 FAX: 646 219 8508

LANDMARK/PRESERVATION CONSULTANT:
Jan Hird Pokorny Associates, Inc.
39 West 37th Street, 12A
New York, NY 10018
TEL: 212 759 6462 FAX: 212 759 6540

No.	DESCRIPTION	DATE
1	D.O.B. SUBMISSION	18 FEB 15
	D.O.B. SUBMISSION	27 APR 15

NOT FOR BID/CONSTRUCTION

Discrepancies must be reported immediately to the Architect before proceeding. Only figured dimensions are to be used. Contractors must check all dimensions on site. This drawing is protected by copyright.

ALL DIMENSIONS ARE SHOWN IN IMPERIAL.

CONSULTANT:
AAI ARCHITECTS, P.C.

PROJECT:
217 WEST 57TH STREET
NEW YORK, NY

DRAWING TITLE:
1780 BROADWAY WEST FACADE - PROPOSED CENTER AND SIDE BAY WINDOWS

SEAL & SIGNATURE: REGISTERED ARCHITECT WIEPKE DAVID JANSEN No. 028881 STATE OF NEW YORK

DATE:	18 FEB 15
PROJECT No:	1216-00
DRAWN: Author	REV: 1
CHK: Checker	
SCALE:	
DWG No:	G-304.01
DOB PAGE No:	558 of 569

DOB EMPLOYEE STAMP: DOB B-SCAN:

36" x 48" Arch E -SHEET SIZE

FILE NAME: C:\Revit Local Files\EXTELL-865-AAI-TWR-CNF_hadlarim.rvt
PLOT DATE: 9/22/2015 1:44:15 PM

36" x 48" Arch E -SHEET SIZE

DEPT OF BLDGS 121328205 Job Number
ES923768789 Scan Code

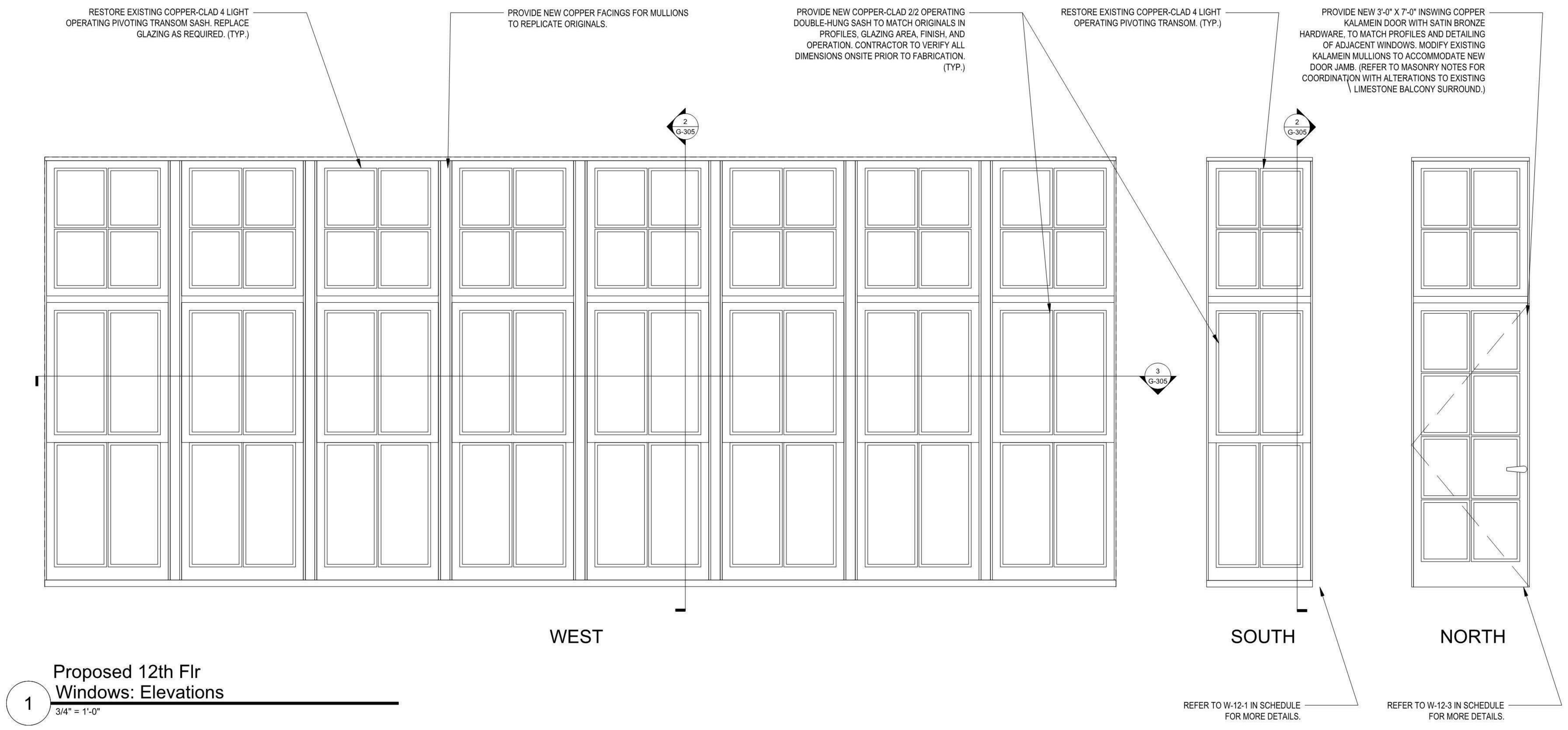

1 Proposed 12th Flr Windows: Elevations
3/4" = 1'-0"

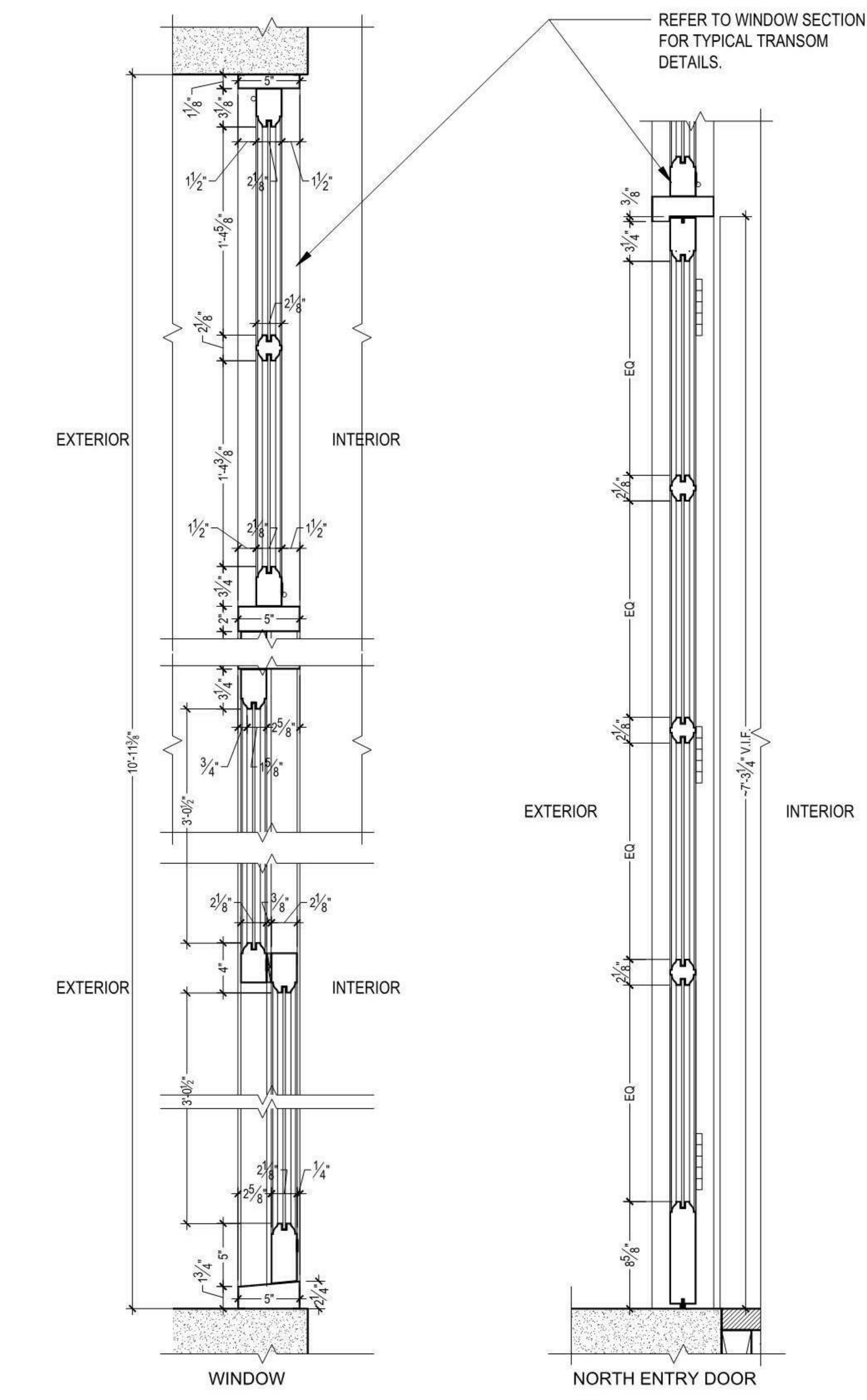

2 Proposed 12th Flr Window and Door Detail Sections
1 1/2" = 1'-0"

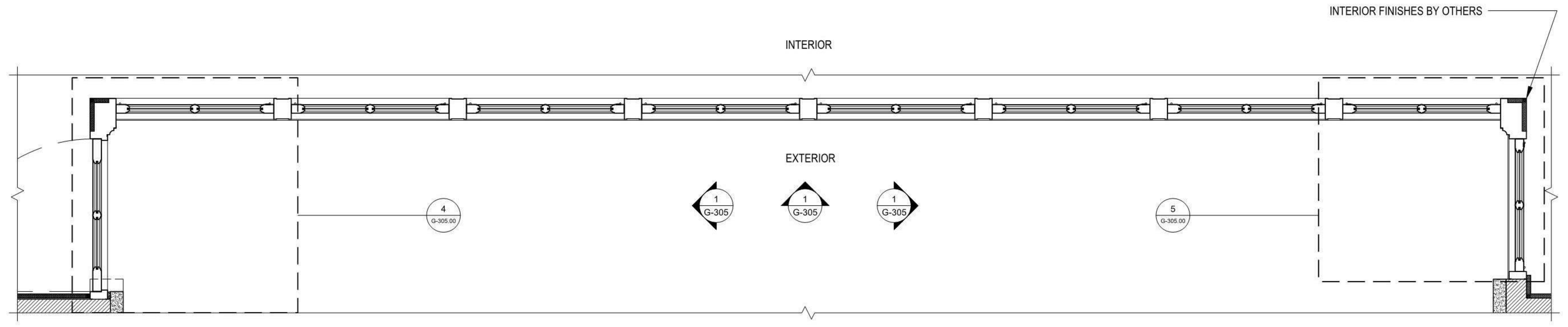

3 Proposed 12th Flr Plan Section
3/4" = 1'-0"

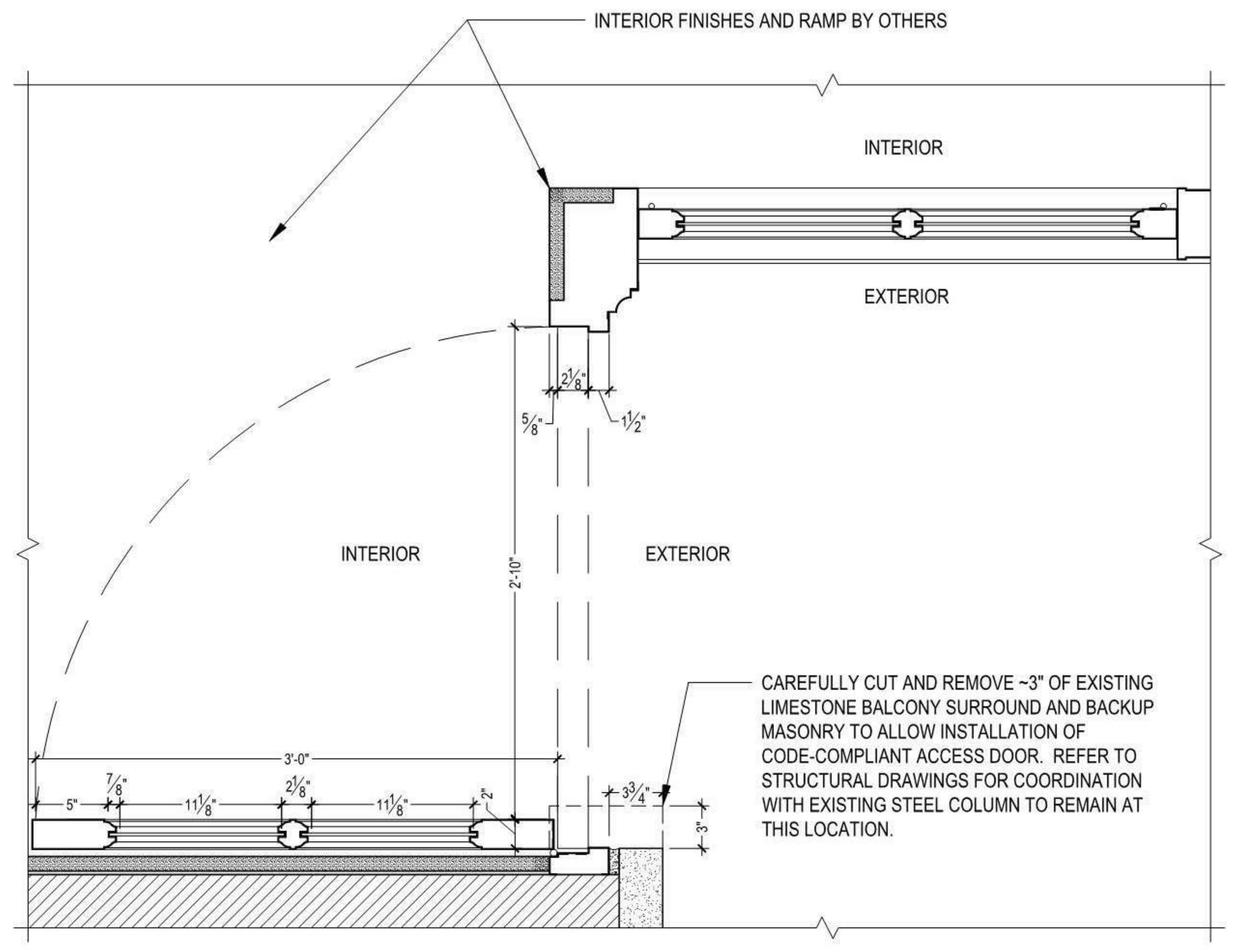

4 Proposed 12th Flr North Return Door: Plan
1-1/2" = 1'-0"

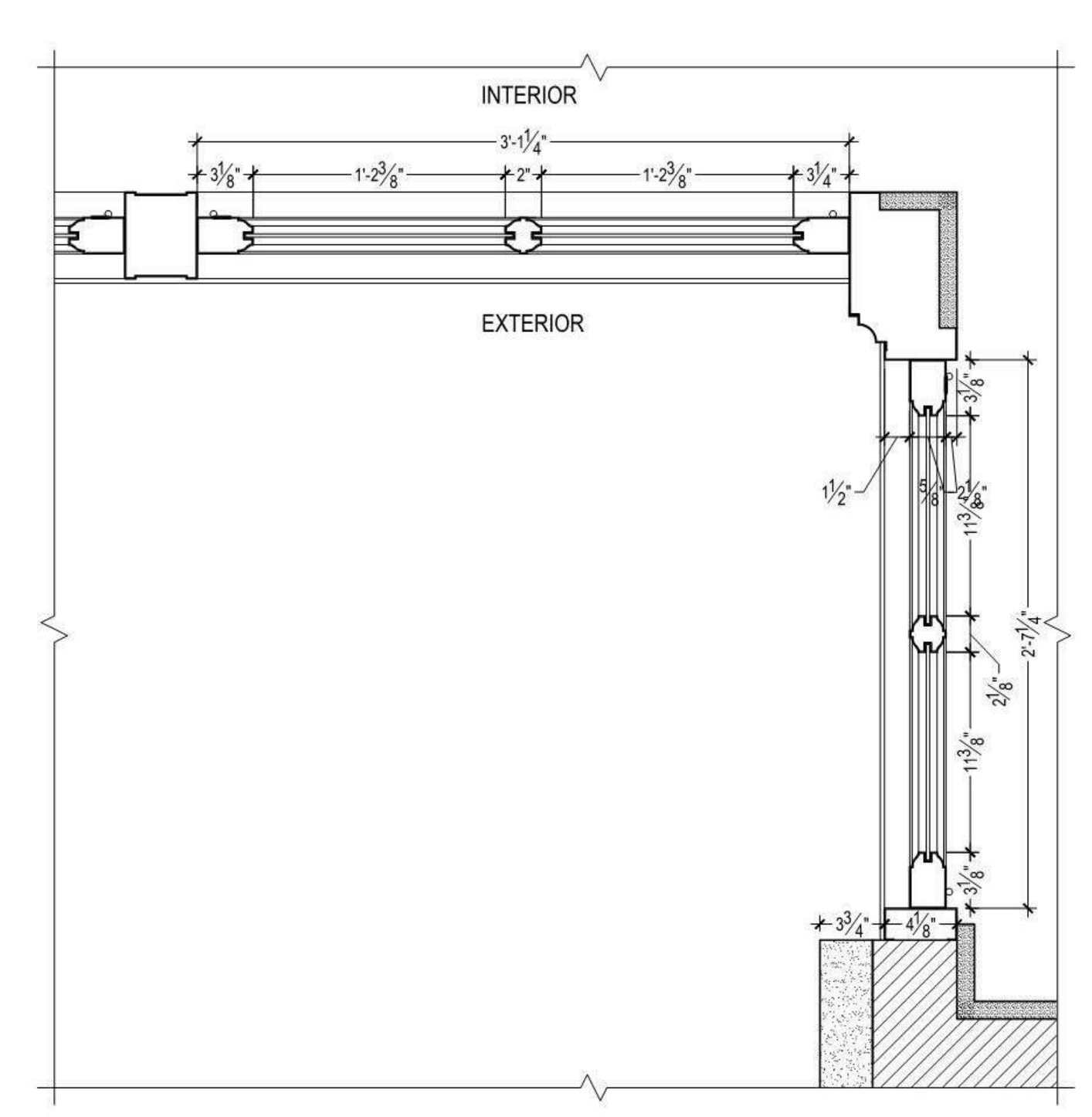

5 Proposed 12th Flr South Return Window: Plan
1-1/2" = 1'-0"

WINDOW SCHEDULE

TAG	LOCATION	FLOOR	TYPE	WINDOW MATERIAL	QUANTITY	WINDOW SIZE	SCOPE OF WORK
W-2-1 AND W-2-2	WEST ELEVATION	2ND	FIXED SINGLE LIGHT	T.B.D.	2	4'-4 1/16" W x 6'-11" H	REPLACE WINDOW SASH
W-3-1	WEST ELEVATION	3RD	1/1 DH WINDOW	COPPER KALAMEIN	1	4'-6" W x 6'-10 9/32" H	REPLACE WINDOW SASH
W-3-2 THRU W-3-5	WEST ELEVATION	3RD	1/1 DH WINDOW	COPPER KALAMEIN	4	5'-6" W x 6'-11 17/32" H	REPLACE WINDOW SASH
W-3-6	WEST ELEVATION	3RD	1/1 DH WINDOW	COPPER KALAMEIN	1	4'-6" W x 6'-10 9/32" H	REPLACE WINDOW SASH
W-4-1	WEST ELEVATION	4TH	1/1 DH WINDOW	COPPER KALAMEIN	1	4'-6" W x 8'-0 31/32" H	REPLACE WINDOW SASH
W-4-2 THRU W-4-5	WEST ELEVATION	4TH	1/1 DH WINDOW	COPPER KALAMEIN	4	5'-6" W x 8'-0" H	REPLACE WINDOW SASH
W-4-6	WEST ELEVATION	4TH	1/1 DH WINDOW	COPPER KALAMEIN	1	4'-6" W x 8'-0 31/32" H	REPLACE WINDOW SASH
W-5-1	WEST ELEVATION	5TH	1/1 DH WINDOW	COPPER KALAMEIN	1	4'-6" W x 8'-0 31/32" H	REPLACE WINDOW SASH
W-5-2 THRU W-5-5	WEST ELEVATION	5TH	1/1 DH WINDOW	COPPER KALAMEIN	4	5'-6" W x 8'-0" H	REPLACE WINDOW SASH
W-5-6	WEST ELEVATION	5TH	1/1 DH WINDOW	COPPER KALAMEIN	1	4'-6" W x 8'-0 31/32" H	REPLACE WINDOW SASH
W-6-1	WEST ELEVATION	6TH	1/1 DH WINDOW	COPPER KALAMEIN	1	4'-6" W x 8'-0 31/32" H	REPLACE WINDOW SASH
W-6-2 THRU W-6-5	WEST ELEVATION	6TH	1/1 DH WINDOW	COPPER KALAMEIN	4	5'-6" W x 8'-0" H	REPLACE WINDOW SASH
W-6-6	WEST ELEVATION	6TH	1/1 DH WINDOW	COPPER KALAMEIN	1	4'-6" W x 8'-0 31/32" H	REPLACE WINDOW SASH
W-7-1	WEST ELEVATION	7TH	1/1 DH WINDOW	COPPER KALAMEIN	1	4'-6" W x 8'-0 31/32" H	REPLACE WINDOW SASH
W-7-2 THRU W-7-5	WEST ELEVATION	7TH	1/1 DH WINDOW	COPPER KALAMEIN	4	5'-6" W x 8'-0" H	REPLACE WINDOW SASH
W-7-6	WEST ELEVATION	7TH	1/1 DH WINDOW	COPPER KALAMEIN	1	4'-6" W x 8'-0 31/32" H	REPLACE WINDOW SASH
W-8-1	WEST ELEVATION	8TH	1/1 DH WINDOW	COPPER KALAMEIN	1	4'-6" W x 8'-0 31/32" H	REPLACE WINDOW SASH
W-8-2 THRU W-8-5	WEST ELEVATION	8TH	1/1 DH WINDOW	COPPER KALAMEIN	4	5'-6" W x 8'-0" H	REPLACE WINDOW SASH
W-8-6	WEST ELEVATION	8TH	1/1 DH WINDOW	COPPER KALAMEIN	1	4'-6" W x 8'-0 31/32" H	REPLACE WINDOW SASH
W-9-1	WEST ELEVATION	9TH	1/1 DH WINDOW	COPPER KALAMEIN	1	4'-6" W x 8'-0 31/32" H	REPLACE WINDOW SASH
W-9-2 THRU W-9-5	WEST ELEVATION	9TH	1/1 DH WINDOW	COPPER KALAMEIN	4	5'-6" W x 8'-0" H	REPLACE WINDOW SASH
W-9-6	WEST ELEVATION	9TH	1/1 DH WINDOW	COPPER KALAMEIN	1	4'-6" W x 8'-0 31/32" H	REPLACE WINDOW SASH
W-10-1	WEST ELEVATION	10TH	1/1 DH WINDOW	COPPER KALAMEIN	1	4'-6" W x 8'-0 31/32" H	REPLACE WINDOW SASH
W-10-2 THRU W-10-5	WEST ELEVATION	10TH	1/1 DH WINDOW	COPPER KALAMEIN	4	5'-6" W x 8'-0" H	REPLACE WINDOW SASH
W-10-6	WEST ELEVATION	10TH	1/1 DH WINDOW	COPPER KALAMEIN	1	4'-6" W x 8'-0 31/32" H	REPLACE WINDOW SASH
W-11-1	WEST ELEVATION	11TH	1/1 DH WINDOW	COPPER KALAMEIN	1	4'-6" W x 7'-1 7/32" H	REPLACE WINDOW SASH
W-11-2 THRU W-11-5	WEST ELEVATION	11TH	1/1 DH WINDOW	COPPER KALAMEIN	4	5'-6" W x 7'-0" H	REPLACE WINDOW SASH
W-11-6	WEST ELEVATION	11TH	1/1 DH WINDOW	COPPER KALAMEIN	1	4'-6" W x 7'-1 7/32" H	REPLACE WINDOW SASH
W-12-1	WEST ELEVATION	12TH	2/2 DH WINDOW	COPPER KALAMEIN	1	2'-10 1/16" W 7'-2 7/8" H	REPLACE WINDOW SASH; PROVIDE LAMINATED GLASS AT LOWER SASH
W-12-2	WEST ELEVATION	12TH	2/2 DH WINDOW	COPPER KALAMEIN	1 WINDOW, INCLUDE 8 SASHES	27'-3 1/2" W x 7'-2 7/8" H	REPLACE WINDOW SASH; PROVIDE LAMINATED GLASS AT LOWER SASH
W-12-3	WEST ELEVATION	12TH	INSWING DOOR	COPPER KALAMEIN	1	3'-0" W 7'-2 7/8" H	PROVIDE NEW DOOR WITH COPPER PANELS AT LOWER SASH

ALTERNATES

TAG	LOCATION	FLOOR	TYPE	WINDOW MATERIAL	QUANTITY	WINDOW SIZE	SCOPE OF WORK
W-12-4	*WEST ELEVATION*	*12TH*	*4 LIGHT PIVOT TRANSOM*	*COPPER KALAMEIN*		*27'-3 1/2" W x 3'-8 1/2" H*	*REPLACE WINDOW SASH*

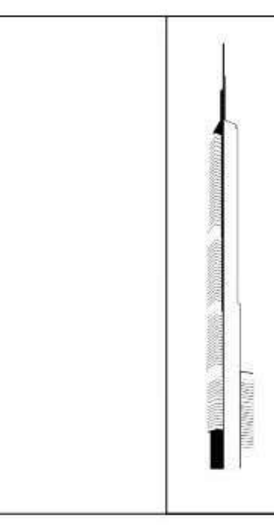

KEY PLAN:

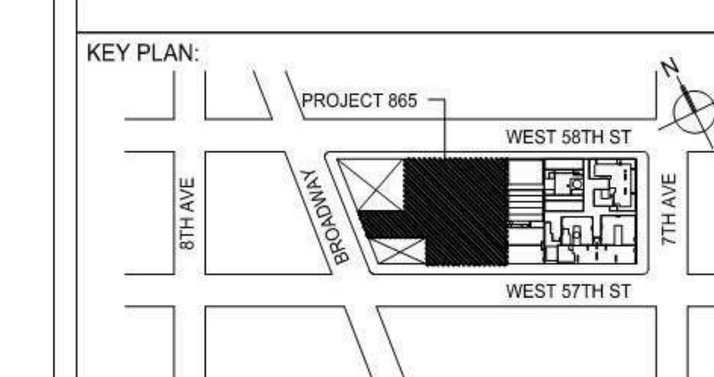

PROJECT NORTH | TRUE NORTH

DEVELOPER:
EXTELL DEVELOPMENT COMPANY
805 THIRD AVENUE, 7TH FLOOR
New York, NY 10022 USA
TEL: 212 712 6000 FAX: 212 712 6100

DESIGN ARCHITECT: Base Building Shell & Core
ADRIAN SMITH + GORDON GILL ARCHITECTURE
111 WEST MONROE STREET SUITE 2300
CHICAGO IL 60603
TEL: 312 920 1888 FAX: 312 920 1775

INTERIOR DESIGNER: Residential
Rottet Architecture and Design Studio, PLLC
298 Fifth Ave, 7th Floor
New York, NY 10001
TEL: 646 998 7000 FAX:

ARCHITECT OF RECORD: Base Building Shell, Core, & Residential
AAI ARCHITECTS, P.C.
401 Wellington St. W., 3rd Floor
Toronto, ON M5V 1E7 Canada
TEL: 416 967 1500 FAX: 416 967 7150

STRUCTURAL ENGINEERS:
WSP CANTOR SEINUK
228 EAST 45th Street
New York, NY 10017 USA
TEL: 212 687 9888 FAX: 646 487 5501

MEP ENGINEERS:
AKF GROUP
1501 Broadway
New York, NY 10036 USA
TEL: 212 354 5656 FAX: 212 354 5668

GEOTECHNICAL ENGINEERS:
Langan Engineering & Environmental Services
21 Penn Plaza - 360 West 31st Street, 8th Floor
New York, NY 10001-2727
TEL: 212 479 5400 FAX: 212 479 5444

CODE CONSULTANTS:
Construction Consulting Associates
100 Church Street
New York, NY 10007
TEL: 212 385 1818 FAX: 212 385 1911

CURTAINWALL CONSULTANT:
AJLP Consulting
40 Worth Street. Suite 826
New York, NY 10013
TEL: 212 757 5659 FAX: 646 219 8508

LANDMARK/PRESERVATION CONSULTANT:
Jan Hird Pokorny Associates, Inc.
39 West 37th Street, 12A
New York, NY 10018
TEL: 212 759 6462 FAX: 212 759 6540

No.	DESCRIPTION	DATE
1	ISSUED FOR SCHEMATIC DESIGN	04 APR 14
2	ISSUED FOR DESIGN DEVELOPMENT	01 JUL 14
3	CD PROGRESS ISSUE 1	15 OCT 14
4	CD PROGRESS ISSUE 2 FOR LPC	12 DEC 14
5	CD PROGRESS ISSUE 3	09 MAR 15

Discrepancies must be reported immediately to the Architect before proceeding. Only figured dimensions are to be used. Contractors must check all dimensions on site. This drawing is protected by copyright.

ALL DIMENSIONS ARE SHOWN IN IMPERIAL.

CONSULTANT:
JHPA
JAN HIRD POKORNY ASSOCIATES
39 WEST 37TH STREET NEW YORK, NY 10018
TELEPHONE 212.759.6462 FACSIMILE 212.759.6540

PROJECT:
217 WEST 57TH STREET
NEW YORK, NY

DRAWING TITLE:
1780 Broadway
West Facade: Proposed 12th Floor Windows and Window Schedule

SEAL & SIGNATURE:
DATE: 03/09/15
PROJECT No: 1216-00
DRAWN: Author
CHK: Checker
REV: 5
SCALE:
DWG No: **G-305.00**
DOB PAGE No: of
DOB EMPLOYEE STAMP:
DOB B-SCAN:

KEY PLAN:

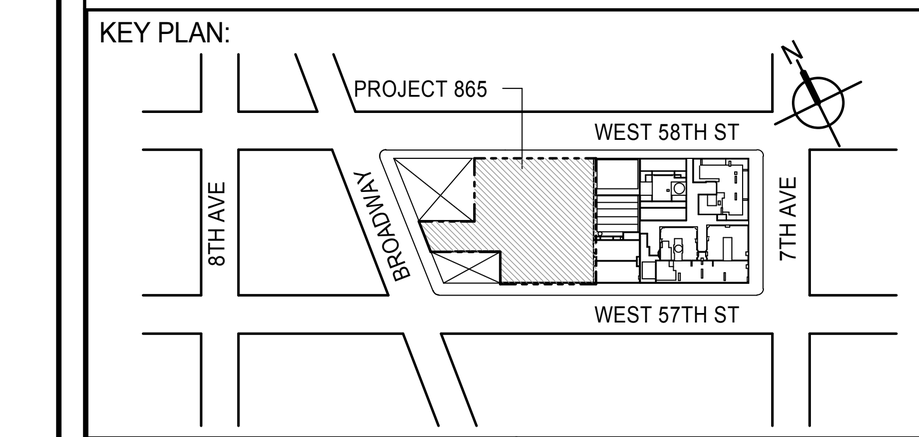

PROJECT NORTH | TRUE NORTH

DEVELOPER:
EXTELL DEVELOPMENT COMPANY
805 THIRD AVENUE, 7TH FLOOR
New York, NY 10022 USA
TEL: 212 712 6000 FAX: 212 712 6100

DESIGN ARCHITECT: Base Building Shell & Core
ADRIAN SMITH + GORDON GILL ARCHITECTURE
111 WEST MONROE STREET SUITE 2300
CHICAGO IL 60603
TEL: 312 920 1888 FAX: 312 920 1775

INTERIOR DESIGNER: Residential
Rottet Architecture and Design Studio, PLLC
298 Fifth Ave, 7th Floor
New York, NY 10001
TEL: 646 998 7000 FAX:

ARCHITECT OF RECORD: Base Building Shell, Core, & Residential
AAI ARCHITECTS, P.C.
401 Wellington St. W., 3rd Floor
Toronto, ON M5V 1E7 Canada
TEL: 416 967 1500 FAX: 416 967 7150

STRUCTURAL ENGINEERS:
WSP CANTOR SEINUK
228 EAST 45th Street
New York, NY 10017 USA
TEL: 212 687 9888 FAX: 646 487 5501

MEP ENGINEERS:
AKF GROUP
165 Broadway, 22nd Floor
New York, NY 10006 USA
TEL: 212 354 5656 FAX: 212 354 5668

GEOTECHNICAL ENGINEERS:
Langan Engineering & Environmental Services
21 Penn Plaza - 360 West 31st Street, 8th Floor
New York, NY 10001-2727
TEL: 212 479 5400 FAX: 212 479 5444

CODE CONSULTANTS:
Construction Consulting Associates
100 Church Street
New York, NY 10007
TEL: 212 385 1818 FAX: 212 385 1911

CURTAINWALL CONSULTANT:
AJLP Consulting
40 Worth Street. Suite 826
New York, NY 10013
TEL: 212 757 5659 FAX: 646 219 8508

LANDMARK/PRESERVATION CONSULTANT:
Jan Hird Pokorny Associates, Inc.
39 West 37th Street, 12A
New York, NY 10018
TEL: 212 759 6462 FAX: 212 759 6540

No.	DESCRIPTION	DATE
1	D.O.B. SUBMISSION	18 FEB 15
	D.O.B. SUBMISSION	27 APR 15

NOT FOR BID/CONSTRUCTION

Discrepancies must be reported immediately to the Architect before proceeding. Only figured dimensions are to be used. Contractors must check all dimensions on site. This drawing is protected by copyright.

ALL DIMENSIONS ARE SHOWN IN IMPERIAL.

CONSULTANT:
AAI ARCHITECTS, P.C.

PROJECT:
217 WEST 57TH STREET
NEW YORK, NY

DRAWING TITLE:
1780 BROADWAY WEST FACADE - PROPOSED 12TH FLOOR WINDOWS AND WINDOW SCHEDULE

SEAL & SIGNATURE:



DATE: 18 FEB 15
PROJECT No: 1216-00
DRAWN: Author
CHK: Checker
REV: 1
SCALE:
DWG No: **G-305.01**
DOB PAGE No: 559 of 569
DOB EMPLOYEE STAMP:
DOB B-SCAN:

FILE NAME: C:\Revit Local Files\EXTELL-865-AAI-TWR-CNF_hadlarim.rvt
PLOT DATE: 9/22/2015 1:44:28 PM

DEPT OF BLDGS 421206305 Job Number
E3d0f0d9f0d8 Scan Code

NOTES:

1. TYPICAL DETAILS FOR DUTCHMEN REPAIRS ARE FOR LOCATIONS WHERE THE THICKNESS OF THE LIMESTONE MASONRY IS SUFFICIENT TO RECEIVE A 3" MINIMUM DUTCHMAN REPAIR AT THE FACE OF THE STONE WHILE MAINTAINING A MINIMUM BACKUP OF 3" IN EXISTING MASONRY. USE FULL UNIT REPLACEMENT OR ALTERNATE REPAIR METHOD AS APPROVED BY ARCHITECT IF DUTCHMAN REPAIR IS NOT POSSIBLE.
3. PROVIDE STAMPED DRAWINGS FROM P.E. FOR ALL ANCHORAGE AND SUPPORT DETAILS AT NEW MASONRY WORK.
4. REFER TO STRUCTURAL DRAWINGS FOR SIZING, PLACEMENT, AND ATTACHMENT OF SUPPORT ANGLES AND TIES AT NORTH FACADE. (SEE SHEET S-650).

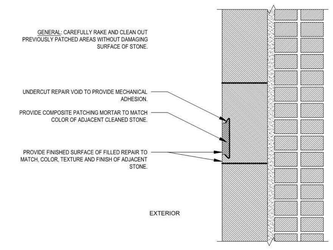

1 West Facade
Composite Repair Detail: 1/4" to 1-1/4" Depth
1-1/2" = 1'-0"

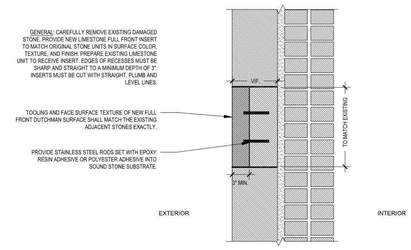

2 West Facade
Typical Full Face Dutchman Repair
1-1/2" = 1'-0"

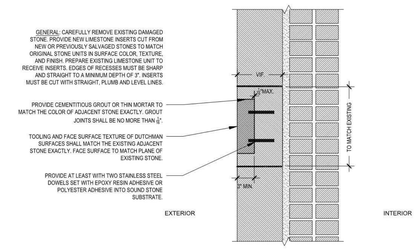

3 West Facade
Typical Dutchman Repair Detail
1-1/2" = 1'-0"

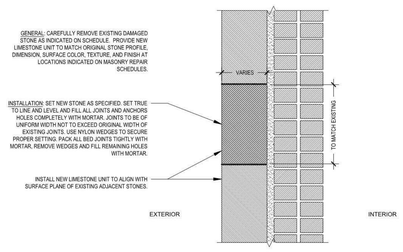

4 West Facade
Typical Limestone Replacement Detail
1-1/2" = 1'-0"

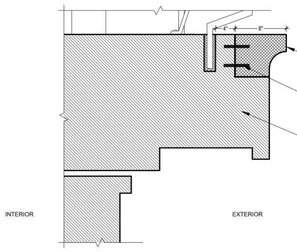

5 West Facade
Typical Limestone Balcony Dutchman Repair
1-1/2" = 1'-0"

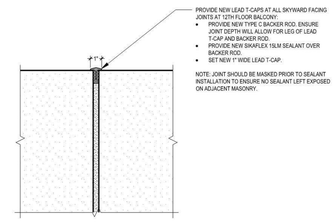

6 West Facade
Typical Lead T-Cap Detail
3" = 1'-0"

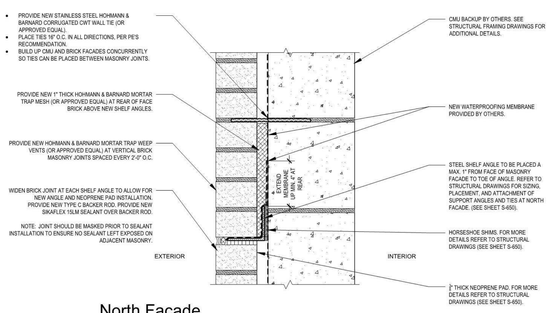

7 North Facade
Typical Soft Joint and Shelf Angle Detail
3" = 1'-0"

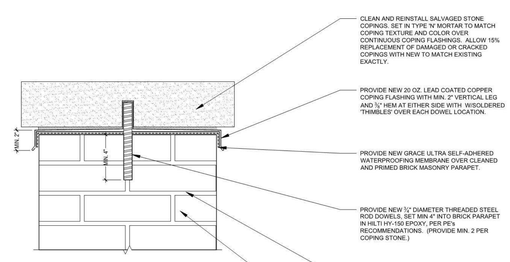

8 Typical Parapet Coping Detail
3" = 1'-0"



KEY PLAN:

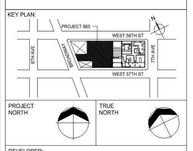

PROJECT NORTH | TRUE NORTH

DEVELOPER:
EXTELL DEVELOPMENT COMPANY
805 THIRD AVENUE, 7TH FLOOR
New York, NY 10022 USA
TEL: 212 712 6000 FAX: 212 712 6100

DESIGN ARCHITECT: Base Building Shell & Core
ADRIAN SMITH + GORDON GILL ARCHITECTURE
111 WEST MONROE STREET SUITE 2300
CHICAGO IL 60603
TEL: 312 920 1888 FAX: 312 920 1775

INTERIOR DESIGNER: Residential
Rottet Architecture and Design Studio, PLLC
298 Fifth Ave, 7th Floor
New York, NY 10001
TEL: 646 998 7000 FAX:

ARCHITECT OF RECORD: Base Building Shell, Core, & Residential
AAI ARCHITECTS, P.C.
401 Wellington St. W., 3rd Floor
Toronto, ON M5V 1E7 Canada
TEL: 416 967 1500 FAX: 416 967 7150

STRUCTURAL ENGINEERS:
WSP CANTOR SEINUK
228 EAST 45th Street
New York, NY 10017 USA
TEL: 212 687 9888 FAX: 646 487 5501

MEP ENGINEERS:
AKF GROUP
1501 Broadway
New York, NY 10036 USA
TEL: 212 354 5656 FAX: 212 354 5668

GEOTECHNICAL ENGINEERS:
Langan Engineering & Environmental Services
21 Penn Plaza - 360 West 31st Street, 8th Floor
New York, NY 10001-2727
TEL: 212 479 5400 FAX: 212 479 5444

CODE CONSULTANTS:
Construction Consulting Associates
100 Church Street
New York, NY 10007
TEL: 212 385 1818 FAX: 212 385 1911

CURTAINWALL CONSULTANT:
AJLP Consulting
40 Worth Street. Suite 826
New York, NY 10013
TEL: 212 757 5659 FAX: 646 219 8508

LANDMARK/PRESERVATION CONSULTANT:
Jan Hird Pokorny Associates, Inc.
39 West 37th Street, 12A
New York, NY 10018
TEL: 212 759 6462 FAX: 212 759 6540

No.	DESCRIPTION	DATE
1	ISSUED FOR SCHEMATIC DESIGN	04 APR 14
2	ISSUED FOR DESIGN DEVELOPMENT	01 JUL 14
3	CD PROGRESS ISSUE 1	15 OCT 14
4	CD PROGRESS ISSUE 2 FOR LPC	12 DEC 14
5	CD PROGRESS ISSUE 3	09 MAR 15

Discrepancies must be reported immediately to the Architect before proceeding. Only figured dimensions are to be used. Contractors must check all dimensions on site. This drawing is protected by copyright.

ALL DIMENSIONS ARE SHOWN IN IMPERIAL.

CONSULTANT:
JHPA
JAN HIRD POKORNY ASSOCIATES
39 WEST 37TH STREET, NEW YORK, NY 10018
TELEPHONE 212.759.6462 FACSIMILE 212.759.6540

PROJECT:
217 WEST 57TH STREET
NEW YORK, NY

DRAWING TITLE:
1780 Broadway
Typical Facade Masonry
Details

SEAL & SIGNATURE:

DATE:	03/09/15
PROJECT No:	1216-00
DRAWN: Author	REV:
CHK: Checker	5
SCALE:	
DWG No:	G-306.00
DOB PAGE No:	of

DOB EMPLOYEE STAMP: DOB B-SCAN:

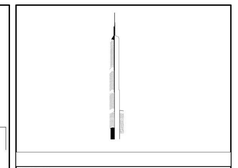

KEY PLAN:

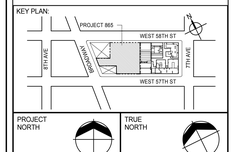

PROJECT NORTH | TRUE NORTH

DEVELOPER:
EXTELL DEVELOPMENT COMPANY
805 THIRD AVENUE, 7TH FLOOR
New York, NY 10022 USA
TEL: 212 712 6000 FAX: 212 712 6100

DESIGN ARCHITECT: Base Building Shell & Core
ADRIAN SMITH + GORDON GILL ARCHITECTURE
111 WEST MONROE STREET SUITE 2300
CHICAGO IL 60603
TEL: 312 920 1888 FAX: 312 920 1775

INTERIOR DESIGNER: Residential
Rottet Architecture and Design Studio, PLLC
298 Fifth Ave, 7th Floor
New York, NY 10001
TEL: 646 998 7000 FAX:

ARCHITECT OF RECORD: Base Building Shell, Core, & Residential
AAI ARCHITECTS, P.C.
401 Wellington St. W., 3rd Floor
Toronto, ON M5V 1E7 Canada
TEL: 416 967 1500 FAX: 416 967 7150

STRUCTURAL ENGINEERS:
WSP CANTOR SEINUK
228 EAST 45th Street
New York, NY 10017 USA
TEL: 212 687 9888 FAX: 646 487 5501

MEP ENGINEERS:
AKF GROUP
165 Broadway, 22nd Floor
New York, NY 10006 USA
TEL: 212 354 5656 FAX: 212 354 5668

GEOTECHNICAL ENGINEERS:
Langan Engineering & Environmental Services
21 Penn Plaza - 360 West 31st Street, 8th Floor
New York, NY 10001-2727
TEL: 212 479 5400 FAX: 212 479 5444

CODE CONSULTANTS:
Construction Consulting Associates
100 Church Street
New York, NY 10007
TEL: 212 385 1818 FAX: 212 385 1911

CURTAINWALL CONSULTANT:
AJLP Consulting
40 Worth Street. Suite 826
New York, NY 10013
TEL: 212 757 5659 FAX: 646 219 8508

LANDMARK/PRESERVATION CONSULTANT:
Jan Hird Pokorny Associates, Inc.
39 West 37th Street, 12A
New York, NY 10018
TEL: 212 759 6462 FAX: 212 759 6540

No.	DESCRIPTION	DATE
1	D.O.B. SUBMISSION	18 FEB 15
	D.O.B. SUBMISSION	27 APR 15

NOT FOR BID/CONSTRUCTION

Discrepancies must be reported immediately to the Architect before proceeding. Only figured dimensions are to be used. Contractors must check all dimensions on site. This drawing is protected by copyright.

ALL DIMENSIONS ARE SHOWN IN IMPERIAL.

CONSULTANT:
AAI
ARCHITECTS, P.C.

PROJECT:
217 WEST 57TH STREET
NEW YORK, NY

DRAWING TITLE:
1780 BROADWAY TYPICAL FACADE
MASONARY DETAILS

SEAL & SIGNATURE:

DATE:	18 FEB 15
PROJECT No:	1216-00
DRAWN: Author	REV:
CHK: Checker	1
SCALE:	
DWG No:	G-306.01
DOB PAGE No:	560 of 569

DOB EMPLOYEE STAMP: DOB B-SCAN:

36" x 48" Arch E SHEET SIZE
FILE NAME:
PLOT DATE:
FILE NAME: C:\Revit Local Files\EXTELL-865-AAI-TWR-CNF_Jahlenni.rvt
PLOT DATE: 6/2/2015 1:44:40 PM

SCOPE OF WORK: FACADE REPAIRS

UPPER FLOORS:

1. CAREFULLY REMOVE ALL FERROUS SINKAGES FROM BRICK MASONRY AND LIMESTONE MULLIONS, SILLS, AND LINTELS. PROVIDE COMPOSITE PATCHING MORTAR TO FILL ALL VOIDS TO MATCH ADJACENT STONE EXACTLY IN COLOR, TEXTURE, AND PLANE. (TYP.)
2. CAREFULLY RAKE AND REPOINT:

2.1. ALL VERTICAL JOINTS IN LIMESTONE WINDOW SILLS

2.2. ALL VERTICAL JOINTS AT BOTH SIDES OF LIMESTONE PILASTERS

2.3. ALL JOINTS BETWEEN LIMESTONE MULLIONS AND SILLS

2.4. ALL JOINTS AT ALL NEW AND RESET STONES

2.5. ALL JOINTS IN BALCONY PAVING UNITS

2.6. ALL JOINTS IN WALL COPINGS

2.7. MISCELLANEOUS JOINTS IN LIMESTONE WHERE MORTAR IS MISSING OR CRACKED ON ONE OR BOTH EDGES OF JOINTS (ALLOW 10% OF EXISTING JOINTS OF LIMESTONE IN ADDITION TO JOINTS SPECIFICALLY NOTED ABOVE)

2.8. NEW MORTAR TO MATCH EXISTING IN TEXTURE, AGGREGATE, AND COLOR.

3. CAREFULLY CLEAN, PREP, PRIME, AND PAINT EXPOSED PORTIONS OF EXISTING 'SIDE BAY' STEEL LINTELS IN-SITU, USING TNEMEC EPOXY COATING SYSTEM OR APPROVED EQUAL. (TYP.)
4. REPOINT MISCELLANEOUS JOINTS IN BRICK FACADE MASONRY WHERE MISSING OR CRACKED, OR REQUIRED FOR SILL, ENTRY, OR LINTEL REPAIRS. MATCH EXISTING MORTAR IN TEXTURE, AGGREGATE, COLOR, AND PROFILE. (ALLOW 10% OF EXISTING JOINTS OF BRICKWORK.)
5. CAREFULLY GRIND CRACKS IN SILL TO MAX. 3/8" WIDTH, CLEAN AND POINT WITH TYPE 'N' MORTAR IN LIMESTONE SILLS. (TYP.)
6. PROVIDE 1" WIDE LEAD T-CAPS BEDDED IN SIKAFLEX 15LM SEALANT SET MAX. ½" DEEP INTO PREPARED WASH JOINTS - LIMIT SEALANT APPLICATION TO CONCEALED JOINT AREA AND MASK OFF ADJACENT STONE TO AVOID STAINING. EXTEND T-CAP MIN. ½" DOWN ADJACENT VERTICAL FACE (TYP. FOR ALL HORIZONTAL WASH JOINTS AT SILLS, BALCONY, AND CORNICE WASHES.)
7. REMOVE ALL LIMESTONE ENTABLATURE PANELS AT 11th FLOOR TO ALLOW CLEANING AND PROTECTION OF SUPPORTING STEEL AND SPANDREL BEAM BEHIND. REINSTALL AFTER PROTECTION OF STEEL IS COMPLETE.

7.1. REMOVE MASONRY FILL ABOVE 11th/12th FLOOR SPANDREL BEAM AND BELOW LIMESTONE PAVING FOR BALCONY. REMOVE FILL IN SECTIONS TO MINIMIZE NEED FOR SHORING OF PAVING. REMOVE FILL IN ENTIRETY TO EXPOSE ENTIRE TOP SURFACE OF SPANDREL BEAM. FOLLOWING COMPLETION OF TREATMENT OF SPANDREL BEAM AND SUPPORTIVE STEEL, REINSTALL FILL WITH NON-SHRINK GROUT TO SUPPORT PAVING. REFER TO STRUCTURAL DRAWINGS FOR PE'S REQUIREMENTS FOR REMEDIATION OF ALL STRUCTURAL STEEL.

7.2. PROVIDE ONE NEW LIMESTONE ENTABLATURE PANEL AND TWO WINDOW LINTELS AT 11th FLOOR TO MATCH EXISTING EXACTLY IN COLOR, TEXTURE, TOOLING, PROFILES, AND DETAILING. REFER TO G-308.00 AND STRUCTURAL DRAWINGS FOR DETAILS. (TYP. FOR ONE [1] ENTABLATURE PANEL AND 2 LINTELS.)

7.3. REINSTALL THREE (3) SALVAGED LIMESTONE ENTABLATURE PANELS USING NEW MORTAR RO MATCH EXISTING; PROVIDE NEW STAINLESS STEEL ANCHORS AND SUPPORT STEEL PER PE'S RECOMMENDATIONS. (TYP. FOR TWO [2] PANELS.)

8. REMOVE AND REINSTALL DISPLACED LIMESTONE TRIGLYPHS PER P.E. RECOMMENDATIONS WITH STAINLESS STEEL ANCHORS. REPOINT JOINTS WITH NEW MORTAR TO MATCH EXISTING IN TEXTURE, AGGREGATE, AND COLOR.

8.1. PROVIDE NEW LIMESTONE TRIGLYPHS TO REPLACE DAMAGED UNITS. TYP FOR SIX [6] LIMESTONE UNITS. (NOTE: TRIGLYPHS AT ENDS OF BAYS DIFFER FROM CENTER TRIGLYPHS.)

9. REMOVE DAMAGED LIMESTONE AT EDGE OF 12th FLOOR BALCONY AND INSTALL PINNED DUTCHMEN (~8" DEEP) MATCHING ORIGINAL AND ADJACENT MASONRY IN COLOR, TEXTURE, PROFILE, AND DETAILING. PROVIDE STAMPED DRAWINGS FROM P.E. FOR NEW STAINLESS STEEL MOUNTING SYSTEM TO SECURE DUTCHMEN. REFER TO G-306.00 AND STRUCTURAL DRAWINGS FOR DETAILS. (TYP. FOR SIX [6] DUTCHMEN, ALLOW ~8LF.)
10. CAREFULLY REMOVE LOOSE AND FAILING SPALLS AT LIMESTONE SPANDRELS TO EXPOSE ANCHORS AND CRAMPS. CAREFULLY REMOVE DETERIORATED CRAMPS AND/OR ANCHORS BACK TO CLEAN SUBSTRATE. PROVIDE NEW LIMESTONE DUTCHMEN AT SPALL LOCATIONS, TO MATCH ADJACENT STONE EXACTLY IN NEW PROFILES, DIMENSIONS, COLOR, AND TEXTURE. SET IN CLEAN, PLUMB AND LEVEL CUT VOID WITH NEW TYPE 'N' MORTAR OR GROUT TO MATCH EXISTING, USING STAINLESS STEEL ANCHORS AND/OR CRAMPS PER PE'S RECOMMENDATIONS.
10. CAREFULLY CUT ~3" FROM 'INTERIOR' EDGE OF EXISTING 12th FLOOR BALCONY LIMESTONE SURROUND FOR FULL HEIGHT TO ALLOW INSTALLATION OF 3'-0" WIDE ACCESS DOOR AT NORTH RETURN. TOOL AND TREAT CUT EDGE TO MATCH TEXTURE OF ADJACENT STONE. (TYP. FOR 10'-10" HIGH CUT AT 12th FLOOR BALCONY; REFER TO G-305.00.)

SCOPE OF WORK: WINDOW RESTORATION AT 12th FLOOR BALCONY

WEST FACADE:

1. FLOOR 12: CAREFULLY REMOVE EXISTING NON-HISTORIC PANNING ON EXTERIOR OF WINDOW ASSEMBLY. REFACE VERTICAL AND HORIZONTAL MULLIONS AND SILLS WITH BRIGHT 20 OZ. COPPER TO MATCH ORIGINAL CONFIGURATION. RESTORE EXISTING COPPER 'KALAMEIN' TRANSOM WINDOWS AND SURROUNDS. PROVIDE NEW COPPER-CLAD OPERABLE 2/2 DOUBLE-HUNG LOWER SASH AND JAMBS TO MATCH ORIGINALS EXACTLY IN PROFILES, FINISH, AND GLAZING AREA/RATIOS.. REFINISH EXISTING TRANSOM SASH. REGLAZE TRANSOMS WITH MATCHING GLAZING AS NEEDED. (TYP. FOR TEN [10] TRANSOMS AND TEN [10] LOWER SASH AT 12th FLOOR ONLY.)
2. FLOOR 12 - ALTERNATE: PROVIDE NEW COPPER 'KALAMEIN' 12th FLOOR BALCONY WINDOW ASSEMBLY, INCLUDING ALL NEW COPPER CLAD TRANSOMS, MULLIONS, SILLS, LOWER SASH, AND JAMBS. (TYP. FOR TEN [10] TRANSOMS AND TEN [10] LOWER SASH AT 12th FLOOR ONLY.)

SCOPE OF WORK: RESTORATION OF 12th FLOOR BALCONY RAILING

1. FOR THE PURPOSE OF THIS CONTRACT, THE TERM "METALWORK" REFERS TO ALL METAL ELEMENTS VISIBLE ON THE EXTERIOR OF THIS BUILDING, THE CLIPS AND FASTENERS USED TO ATTACH THESE PIECES TO EACH OTHER, AND THE IMMEDIATE SUPPORTING SUBSTRUCTURE.
2. CONTRACTOR SHALL SALVAGE REUSABLE ELEMENTS WHENEVER POSSIBLE.
3. A CONSERVATORS FINISHES ANALYSIS OF THE ORNAMENTAL METALWORK MUST BE SUBMITTED AND ACCEPTED BY THE ARCHITECT(S) PRIOR TO REMOVAL OF ANY PAINTS OR COATING FROM METALWORK TO BE REMOVED FROM THE SOUTH FACADE.
4. REMOVE AND SALVAGE, CLEAN, THERMAL SPRAY, PAINT, AND REINSTALL 12th FLOOR BALCONY RAILING. PROVIDE NEW RAILING CAP FOR FULL LENGTH OF RAILING, TO MATCH EXISTING REMNANTS (ALLOW 45LF - VIF.) PROVIDE NEW WELDED OFFSET MOUNTING STUBS TO REATTACH RAILING MIN. 12" BACK FROM EDGE OF BALCONY PAVING, USING STAINLESS STEEL BOLTS SET IN HILTI HY-150 EPOXY AND PER PE'S RECOMMENDATIONS. PROVIDE NEW TOP RAILING SECTION REPLICATING EXISTING TOP RAIL REMNANTS, FASTENED WITH STAINLESS STEEL MACHINE SCREWS. REFER TO G-307.00 FOR DETAILS.
5. ORNAMENTAL METALWORK ASSEMBLIES REMOVED FROM THE FACADE SHALL BE DOCUMENTED WITH PHOTOGRAPHS THAT ARE KEYED TO AN ELEVATION DRAWING SUBMITTED AND REVIEWED BY THE ARCHITECT(S).
6. SHOP DRAWINGS ARE REQUIRED FOR ALL REPAIRS TO METALWORK ELEMENTS, AND FOR ALL NEW OR REPLACEMENT PIECES OF METALWORK WHICH ARE TO BE FABRICATED. PIECES WHICH DO NOT REQUIRE REPAIR OR REPLACEMENT DO NOT REQUIRE A SHOP DRAWING.
7. METALWORK DISASSEMBLY MUST INCLUDE ALL BOLTED AND SCREWED CONNECTIONS FOR TREATMENT OF INDIVIDUAL ELEMENTS. EACH PIECE OF METALWORK IS TO BE SEPARATED FROM ADJACENT METALWORK PIECES AS REQUIRED FOR RESTORATION. RIVETED CONNECTIONS DO NOT TYPICALLY REQUIRE DISASSEMBLY UNLESS REQUIRED FOR REMOVAL, REPAIR, REPLACEMENT, OR TREATMENT. NOTE: TORCH REMOVALS OF RIVEST ARE NOT ALLOWED UNLESS APPROVED BY THE ARCHITECT(S).
8. IF REMOVALS CAUSE ANY DAMAGE TO ELEMENTS TO BE REUSED, THESE ELEMENTS SHALL BE REPLACED BY THE CONTRACTOR AT NO ADDITIONAL EXPENSE TO THE OWNER. ANY HOLES OR CUTS MADE IN ORNAMENTAL FERROUS METALWORK ELEMENTS TO FACILITATE LIFTING OR REMOVAL MUST BE WELD REPAIRED, AND FINISHED TO MATCH ADJACENT ORIGINAL SURFACES. RESIN COMPOSITES ARE NOT ACCEPTABLE FOR REPAIR OF HOLES AND CUTS MADE BY, OR FOR, THE CONTRACTOR'S OPERATIONS.
9. THE CONTRACTOR IS RESPONSIBLE FOR FIELD PREPARATION AND TOUCH UP OF ALL 'MINOR' DAMAGE TO FINISHES, SUBJECT TO APPROVAL BY THE ARCHITECT. THE CONTRACTOR IS REQUIRED TO RETURN ELEMENTS TO THE SHOP FOR REFINISHING OF 'SIGNIFICANT' DAMAGE TO FINISHES.
10. NEW ORNAMENTAL METALWORK ASSEMBLIES AND ELEMENTS MUST MATCH THE DIMENSIONS OF EXISTING COMPONENTS WHICH THEY REPLACE. THE CONTRACTOR MUST USE EXISTING ELEMENTS AS MODELS FOR REPLICATION, MUST VERIFY DIMENSIONS IN FIELD FOR ALL METALWORK COMPONENTS, AND MUST ACCOUNT FOR SHRINKAGE AND WARPAGE IN THE FABRICATION PROCESS.

LEGEND:

DENOTES AREA OF LIMESTONE REMOVAL TO ALLOW STRUCTURAL REPAIRS TO EXISTING STEEL BEAMS. REFER TO G-308.00 AND STRUCTURAL DRAWINGS FOR DETAILS.

DENOTES AREA OF REPLACEMENT OF EXISTING LIMESTONE WITH NEW TO MATCH EXISTING EXACLTY IN COLOR, TEXTURE, TOOLING, PROFILES, AND DETAILING. REFER TO G-308.00 AND STRUCTURAL DRAWINGS FOR DETAILS.

CAREFULLY REMOVE, RESTORE, AND REINSTALL EXISTING PAINTED WROUGHT-IRON BALCONY RAILING AND ASSOCIATED ASSEMBLY. METALWORK IS TO BE AIR ABRASIVELY CLEANED TO THE SPECIFIED SURFACE STANDARD, ZINC/ALUMINUM THERMAL SPRAYED, AND SHOP PRIMED PRIOR TO ANY SHOP OR FIELD REASSEMBLY. DRILL AND/OR WIDEN HOLES AND COUNTERSINKS FOR BOLTS PRIOR TO THERMAL SPRAY APPLICATION. ALL THERMAL SPRAY AND PAINT FINISHES ARE REQUIRED TO COVER ALL SURFACES OF METALWORK ELEMENTS.

CAREFULLY REMOVE AND DISCARD EXISTING NON-ORIGINAL STUCCO FINISHES AND INFILL TO EXPOSE ORIGINAL TRANSOMS.

CAREFULLY REMOVE AND SALVAGE EXISTING ORIGINAL PIVOT TRANSOMS, MULLIONS, AND JAMBS FOR RECONSTRUCTION AS PART OF 12TH FLOOR WINDOW ASSEMBLY.

CAREFULLY REMOVE AND DISCARD ALL NON-ORIGINAL ALUMINUM DOUBLE-HUNG SASH AND PAINTED STEEL PANNING TO EXPOSED ORIGINAL MULLIONS AND JAMBS.

SEE SCOPE OF WORK NOTES REGARDING LIMESTONE ENTABLATURE.

PROVIDE SHORING TO EXISTING LIMESTONE BALCONY SLABS TO PERMIT ACCESS TO EMBEDDED STRUCTURAL STEEL PER PE'S REQUIREMENTS. REFER TO STRUCTURAL DRAWINGS FOR FURTHER DETAILS.

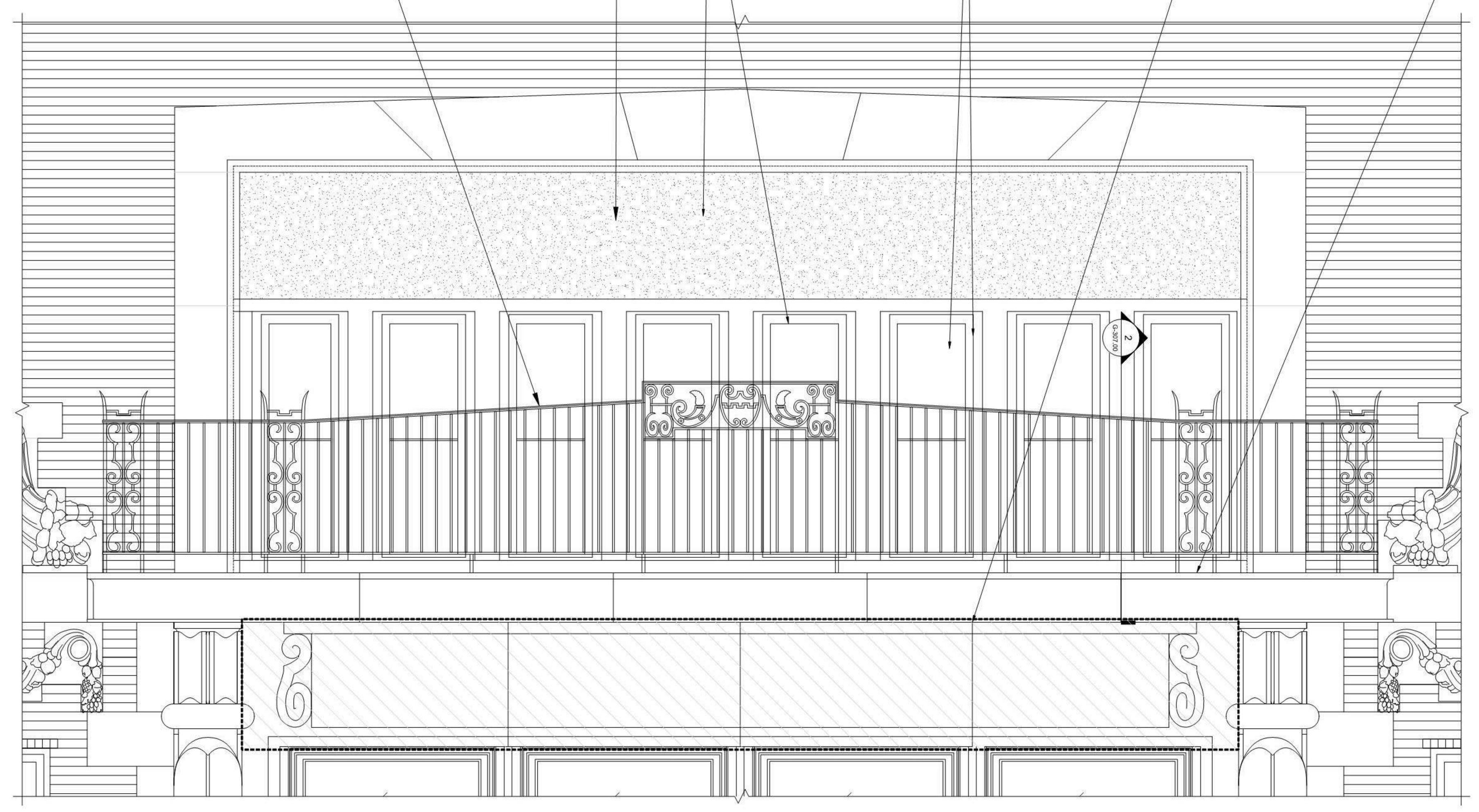

1 12th Floor: Existing Wrought Iron Railing Elevation

1/2" = 1'-0"

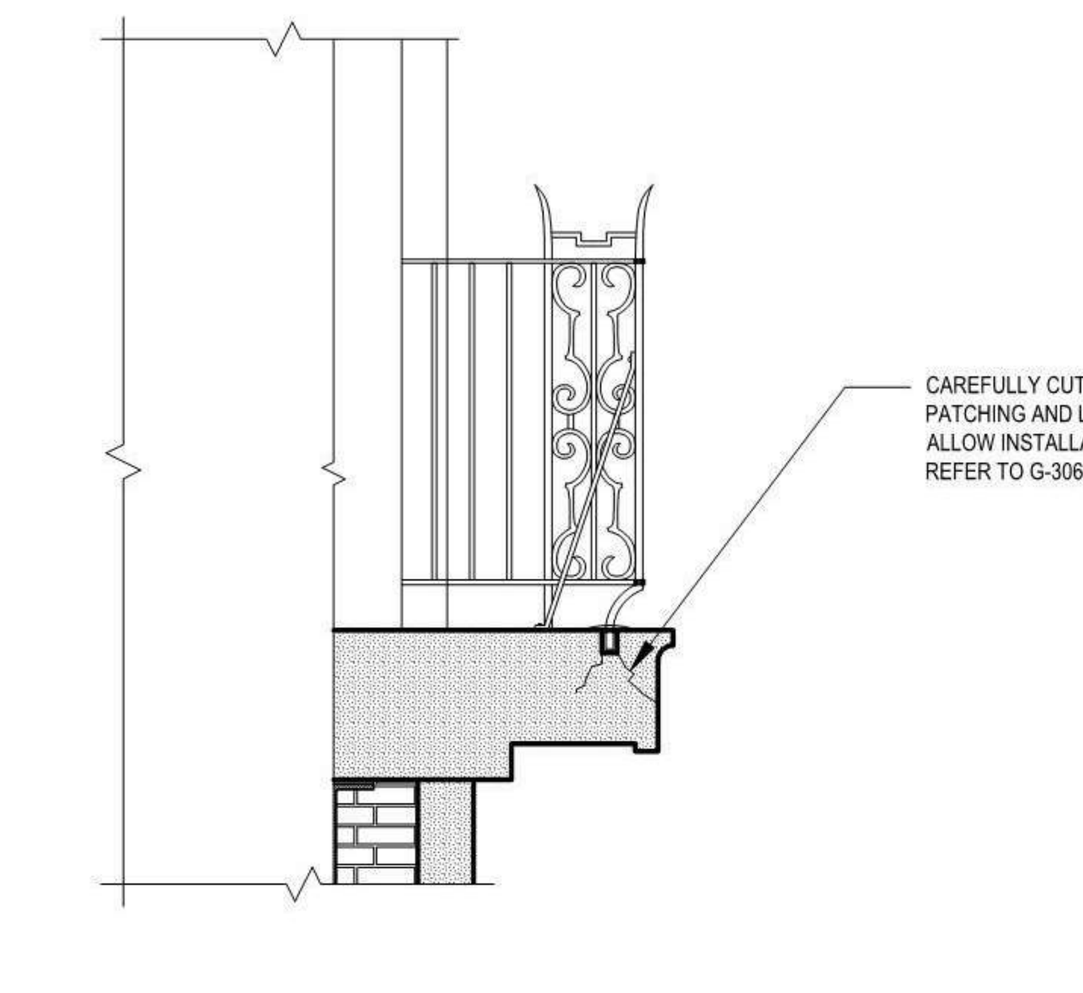

CAREFULLY CUT AND REMOVE ALL MASONRY PATCHING AND LOOSE/CRACKED LIMESTONE TO ALLOW INSTALLATION OF LIMESTONE DUTCHMEN. REFER TO G-306.00 FOR DETAILS. (TYP.)

2 12th Floor: Existing Wrought Iron Railing Section

1/2" = 1'-0"

- PROVIDE TWO (2) NEW STAINLESS STEEL CORE MOUNTED FRAMELESS WINDSCREEN CLAMPS PER PANEL. (TYP.)
- TO ATTACH CLAMPS, CORE-DRILL HOLE INTO EXISTING LIMESTONE BALCONY SLAB AND SET 5/8" STAINLESS STEEL ROD INTO EPOXY/GROUT PER P.E.'S RECOMMENDATIONS.

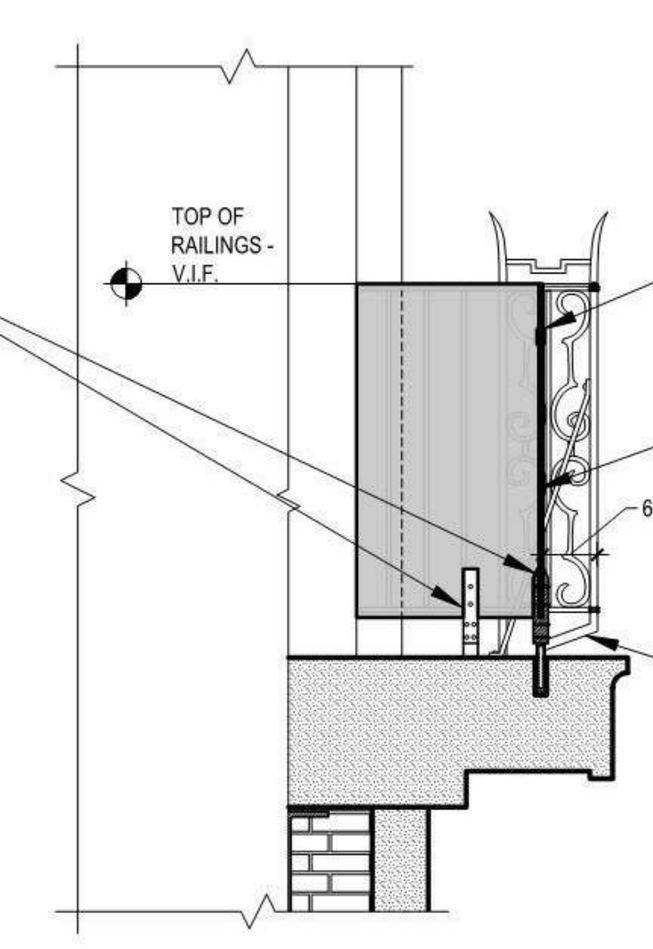

PROVIDE NEW STAINLESS STEEL CLAMPS AT TOP OF GLASS PANELS. LOCATE CLAMPS TO EITHER SIDE OF GLASS PANELS (TYP.)

PROVIDE NEW 1/2" TEMPERED GLASS PANELS BEHIND EXISTING BALCONY RAIL; GLASS TO FOLLOW BALCONY RETURN. HEIGHT TO MATCH HEIGHT OF BALCONY RAILING, MIN. 3'-6". PROVIDE MIN. 1/4" AT EITHER SIDE OF EXISTING DIAGONAL STRUT SUPPORTS.

PROVIDE NEW WELDED OR MECHANICALLY FASTENED STAINLESS STEEL 'CRANKED' EXTENSION AT BOTTOM MOUNTING TABS TO LOCATE NEW MASONRY ANCHORAGE MIN. 1' BACK FROM FACE OF LIMESTONE SLAB AND MIN. 4" BACK FROM DUTCHMAN. (TYP.) REFER TO G-307.00 FOR ADDITIONAL WROUGHT IRON RAILING ATTACHMENTS.

4 12th Floor: Schematic Glass Panel Railing Section

1/2" = 1'-0"

- CAREFULLY REMOVE, CLEAN, TREAT, PAINT, AND REINSTALL EXISTING PAINTED WROUGHT-IRON BALCONY RAILING.
- PROVIDE NEW CAP SECTION AND COMPONENTS TO MATCH MISSING ELEMENTS.
- PROVIDE NEW CODE-COMPLIANT TEMPERED GLASS PANELS MOUNTED ≈ 6¾" BEHIND RESTORED WROUGHT-IRON RAILING. ENSURE HEIGHT OF PANEL MATCHES HEIGHT OF WROUGHT-IRON RAILING. FOR ADDITIONAL DETAILS REFER TO ARCHITECTURAL DRAWINGS.

PROVIDE NEW COPPER-CLAD ('KALAMEIN'), DOUBLE-HUNG SASH, MULLIONS AND JAMBS TO MATCH ORIGINALS EXACTLY. REFER TO G-305.00 FOR DETAILS.

PROVIDE NEW LIGHT-GAUGE METAL FRAMING, STAINLESS STEEL LATH, AND 3-COAT PORTLAND CEMENT STUCCO SYSTEM TO REPLACE EXISTING BALCONY SOFFIT CEILING. (TYP.)

CAREFULLY REMOVE AND SALVAGE FOR REINSTALLATION AND/OR REPLICATION EXISTING LIMESTONE SPANDREL PANELS TO PERMIT ACCESS TO EMBEDDED STRUCTURAL STEEL PER PE'S REQUIREMENTS. REFER TO STRUCTURAL DRAWINGS FOR FURTHER DETAILS.

PROVIDE SHORING TO EXISTING LIMESTONE BALCONY SLABS TO PERMIT ACCESS TO EMBEDDED STRUCTURAL STEEL PER PE'S REQUIREMENTS. REFER TO STRUCTURAL DRAWINGS FOR FURTHER DETAILS.

REPLICATE AND INSTALL ORNAMENTAL ENTABLATURE PANEL AND TWO WINDOW LINTELS.

3 12th Floor: Proposed Wrought Iron Railing Elevation

1/2" = 1'-0"

- ALL FASTENERS USED FOR ORNAMENTAL FERROUS METALWORK RESTORATION ARE TO BE TYPE 316 STAINLESS STEEL.SLOTTED HEAD FASTENERS.
- ALL NEW CLIPS AND ANGLES MUST BE OF THE SAME THICKNESS AND DIMENSIONS AS THE ORIGINAL, BUT ARE TO BE TYPE 316 STAINLESS STEEL.
- CLEAN, PRIME, AND PREP ALL CLIPS, ANGLES, AND PLATES WITH ONE FINISH COAT ON ALL SURFACES PRIOR TO ANY SHOP OR FIELD ASSEMBLY.
- NEW CLIPS AND FASTENERS ARE REQUIRED IN ALL LOCATIONS WHERE NEW STRUCTURAL SUPPORTS ARE PROVIDED FOR ORNAMENTAL FERROUS METALWORK CONNECTION.
- NEW FASTENERS IN LOCATIONS WHERE FASTENERS DID NOT PREVIOUSLY EXIST MUST BE FLAT HEAD AND COUNTERSUNK.

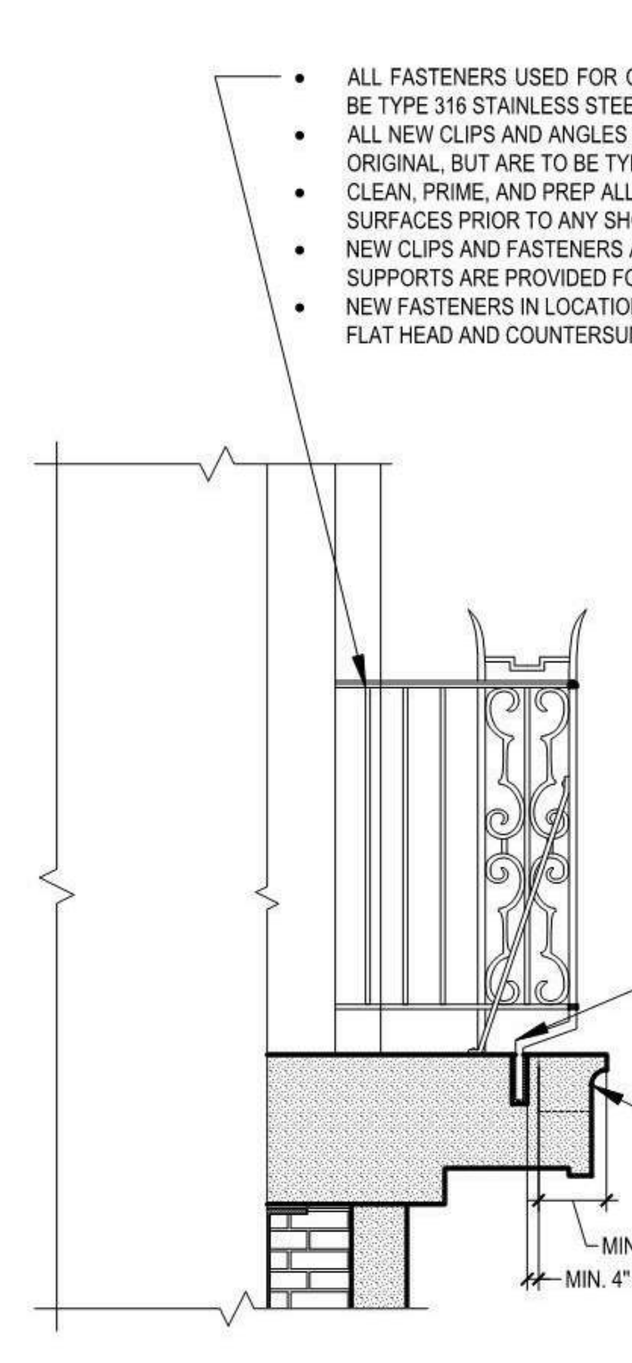

PROVIDE NEW WELDED OR MECHANICALLY FASTENED STAINLESS STEEL 'OFFSET' EXTENSION AT BOTTOM MOUNTING TABS TO LOCATE NEW MASONRY ANCHORAGE MIN. 1'-0" BACK FROM FACE OF LIMESTONE SLAB AND MIN. 4" BACK FROM DUTCHMAN. (TYP.)

PROVIDE NEW LIMESTONE DUTCHMEN AT EACH SPALLED AND CRACKED LOCATION. REFER TO G-306.00 FOR DETAILS. (ALLOW MIN. 10 LF.)

5 12th Floor: Proposed Wrought Iron Railing Section

1/2" = 1'-0"

NOTE: PROPOSED GLASS RAILING OMITTED FROM THIS VIEW FOR CLARITY. REFER TO 4/G-307.00

KEY PLAN:

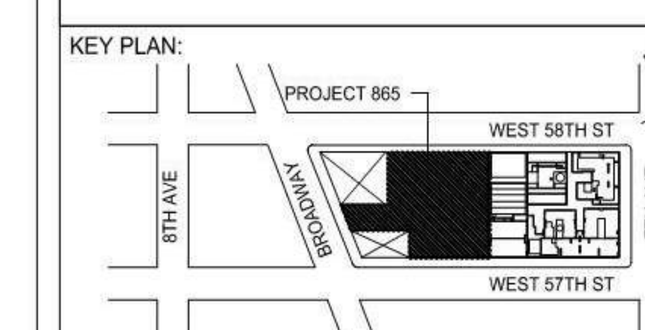

PROJECT NORTH | TRUE NORTH

DEVELOPER:
EXTELL DEVELOPMENT COMPANY
805 THIRD AVENUE, 7TH FLOOR
New York, NY 10022 USA
TEL: 212 712 6000 FAX: 212 712 6100

DESIGN ARCHITECT: Base Building Shell & Core
ADRIAN SMITH + GORDON GILL ARCHITECTURE
111 WEST MONROE STREET SUITE 2300
CHICAGO IL 60603
TEL: 312 920 1888 FAX: 312 920 1775

INTERIOR DESIGNER: Residential
Rottet Architecture and Design Studio, PLLC
298 Fifth Ave, 7th Floor
New York, NY 10001
TEL: 646 998 7000 FAX:

ARCHITECT OF RECORD: Base Building Shell, Core, & Residential
AAI ARCHITECTS, P.C.
401 Wellington St. W., 3rd Floor
Toronto, ON M5V 1E7 Canada
TEL: 416 967 1500 FAX: 416 967 7150

STRUCTURAL ENGINEERS:
WSP CANTOR SEINUK
228 EAST 45th Street
New York, NY 10017 USA
TEL: 212 687 9888 FAX: 646 487 5501

MEP ENGINEERS:
AKF GROUP
1501 Broadway
New York, NY 10036 USA
TEL: 212 354 5656 FAX: 212 354 5668

GEOTECHNICAL ENGINEERS:
Langan Engineering & Environmental Services
21 Penn Plaza - 360 West 31st Street, 8th Floor
New York, NY 10001-2727
TEL: 212 479 5400 FAX: 212 479 5444

CODE CONSULTANTS:
Construction Consulting Associates
100 Church Street
New York, NY 10007
TEL: 212 385 1818 FAX: 212 385 1911

CURTAINWALL CONSULTANT:
AJLP Consulting
40 Worth Street. Suite 826
New York, NY 10013
TEL: 212 757 5659 FAX: 646 219 8508

LANDMARK/PRESERVATION CONSULTANT:
Jan Hird Pokorny Associates, Inc.
39 West 37th Street, 12A
New York, NY 10018
TEL: 212 759 6462 FAX: 212 759 6540

No.	DESCRIPTION	DATE
1	ISSUED FOR SCHEMATIC DESIGN	04 APR 14
2	ISSUED FOR DESIGN DEVELOPMENT	01 JUL 14
3	CD PROGRESS ISSUE 1	15 OCT 14
4	CD PROGRESS ISSUE 2 FOR LPC	12 DEC 14
5	CD PROGRESS ISSUE 3	09 MAR 15

Discrepancies must be reported immediately to the Architect before proceeding. Only figured dimensions are to be used. Contractors must check all dimensions on site. This drawing is protected by copyright.

ALL DIMENSIONS ARE SHOWN IN IMPERIAL.

CONSULTANT:
JHPA
JAN HIRD POKORNY ASSOCIATES
39 WEST 37TH STREET NEW YORK, NY 10018
TELEPHONE 212.759.6462 FACSIMILE 212.759.6540

PROJECT:
217 WEST 57TH STREET
NEW YORK, NY

DRAWING TITLE:
1780 Broadway
West Facade: 12th Floor
Wrought Iron Railing Details

SEAL & SIGNATURE:		
DATE:	03/09/15	
PROJECT No:	1216-00	
DRAWN: Author		REV: 5
CHK: Checker		
SCALE:		
DWG No:	G-307.00	
DOB PAGE No:	of	

DOB EMPLOYEE STAMP: | DOB B-SCAN:

DEPT OF BLDGS 121328205 Job Number

ES140292604 Scan Code

KEY PLAN:

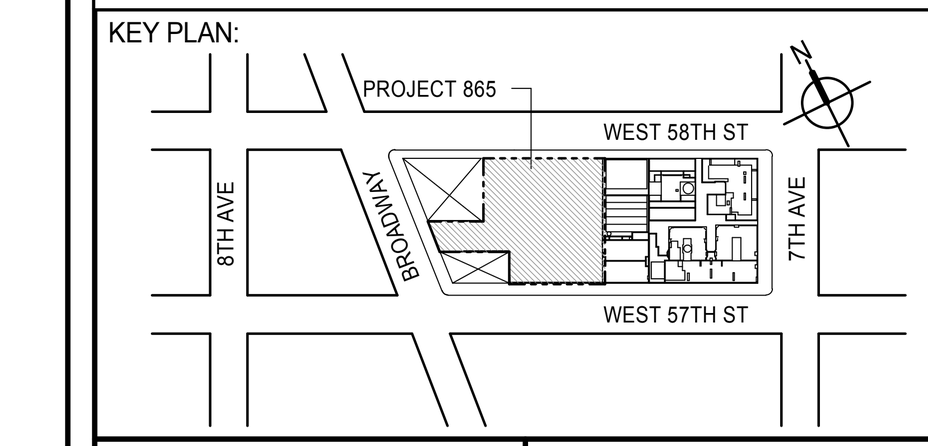

PROJECT NORTH | TRUE NORTH

DEVELOPER:
EXTELL DEVELOPMENT COMPANY
805 THIRD AVENUE, 7TH FLOOR
New York, NY 10022 USA
TEL: 212 712 6000 FAX: 212 712 6100

DESIGN ARCHITECT: Base Building Shell & Core
ADRIAN SMITH + GORDON GILL ARCHITECTURE
111 WEST MONROE STREET SUITE 2300
CHICAGO IL 60603
TEL: 312 920 1888 FAX: 312 920 1775

INTERIOR DESIGNER: Residential
Rottet Architecture and Design Studio, PLLC
298 Fifth Ave, 7th Floor
New York, NY 10001
TEL: 646 998 7000 FAX:

ARCHITECT OF RECORD: Base Building Shell, Core, & Residential
AAI ARCHITECTS, P.C.
401 Wellington St. W., 3rd Floor
Toronto, ON M5V 1E7 Canada
TEL: 416 967 1500 FAX: 416 967 7150

STRUCTURAL ENGINEERS:
WSP CANTOR SEINUK
228 EAST 45th Street
New York, NY 10017 USA
TEL: 212 687 9888 FAX: 646 487 5501

MEP ENGINEERS:
AKF GROUP
165 Broadway, 22nd Floor
New York, NY 10006 USA
TEL: 212 354 5656 FAX: 212 354 5668

GEOTECHNICAL ENGINEERS:
Langan Engineering & Environmental Services
21 Penn Plaza - 360 West 31st Street, 8th Floor
New York, NY 10001-2727
TEL: 212 479 5400 FAX: 212 479 5444

CODE CONSULTANTS:
Construction Consulting Associates
100 Church Street
New York, NY 10007
TEL: 212 385 1818 FAX: 212 385 1911

CURTAINWALL CONSULTANT:
AJLP Consulting
40 Worth Street. Suite 826
New York, NY 10013
TEL: 212 757 5659 FAX: 646 219 8508

LANDMARK/PRESERVATION CONSULTANT:
Jan Hird Pokorny Associates, Inc.
39 West 37th Street, 12A
New York, NY 10018
TEL: 212 759 6462 FAX: 212 759 6540

No.	DESCRIPTION	DATE
1	D.O.B. SUBMISSION	18 FEB 15
	D.O.B. SUBMISSION	27 APR 15

NOT FOR BID/CONSTRUCTION

Discrepancies must be reported immediately to the Architect before proceeding. Only figured dimensions are to be used. Contractors must check all dimensions on site. This drawing is protected by copyright.

ALL DIMENSIONS ARE SHOWN IN IMPERIAL.

CONSULTANT:
AAI ARCHITECTS, P.C.

PROJECT:
217 WEST 57TH STREET
NEW YORK, NY

DRAWING TITLE:
1780 BROADWAY WEST FACADE - 12TH FLOOR WROUGHT IRON RAILING DETAILS

SEAL & SIGNATURE:		
DATE:	18 FEB 15	
PROJECT No:	1216-00	
DRAWN: Author		REV: 1
CHK: Checker		
SCALE:		
DWG No:	G-307.01	
DOB PAGE No:	561 of 569	

REGISTERED ARCHITECT WIEPKE DAVID JANSEN No. 028881 STATE OF NEW YORK

DOB EMPLOYEE STAMP: | DOB B-SCAN:

FILE NAME: C:\Revit Local Files\EXTELL-865-AAI-TWR-CNF_hadiarim.rvt
PLOT DATE: 9/22/2015 1:44:52 PM

36" x 48" Arch E -SHEET SIZE

DEPT OF BLDGS 121328205 Job Number
ES837012328 Scan Code
36" x 48" Arch E -SHEET SIZE

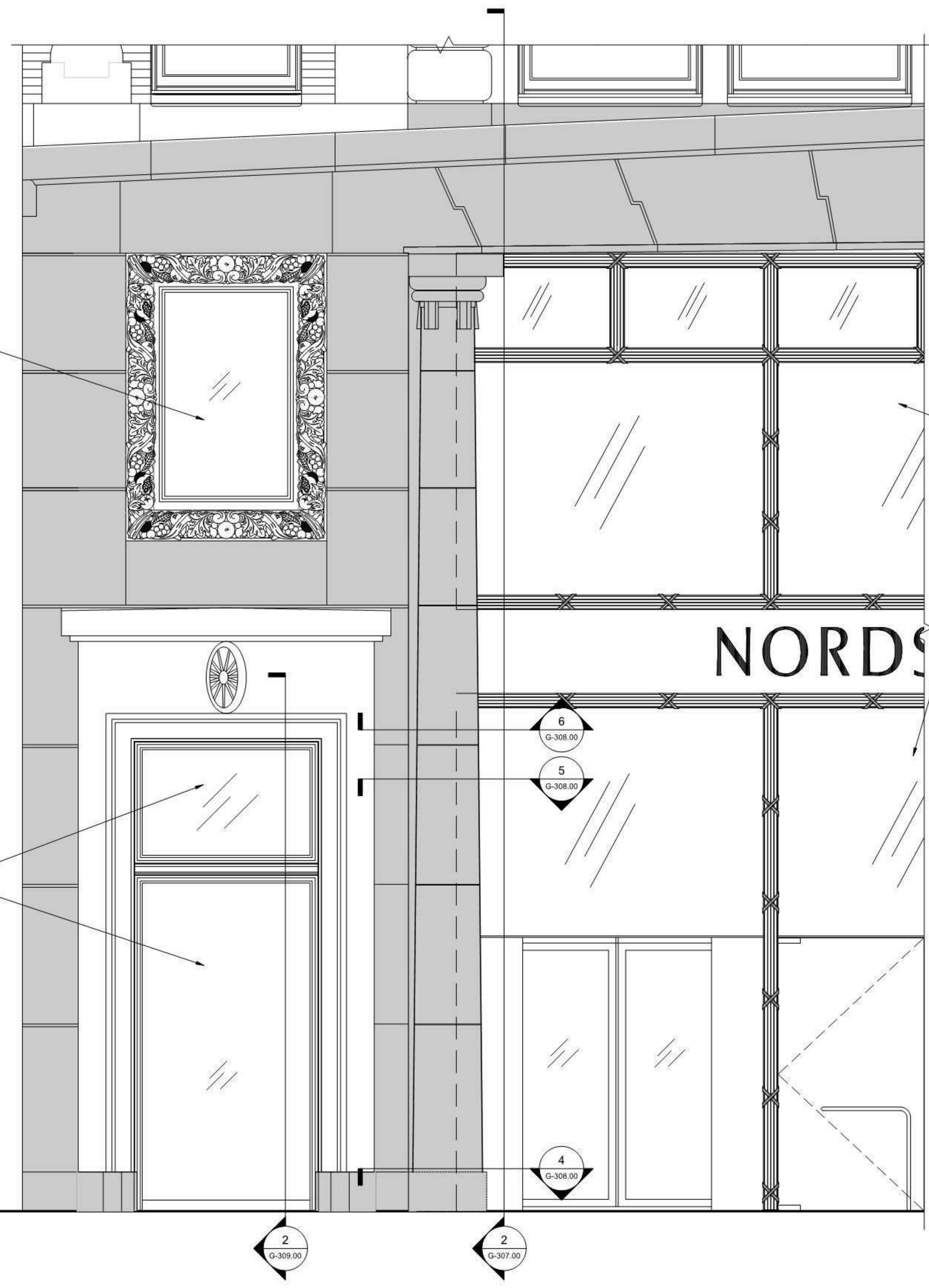

1 Broadway (West) Facade: Proposed Column Elevation
3/8" = 1'-0"

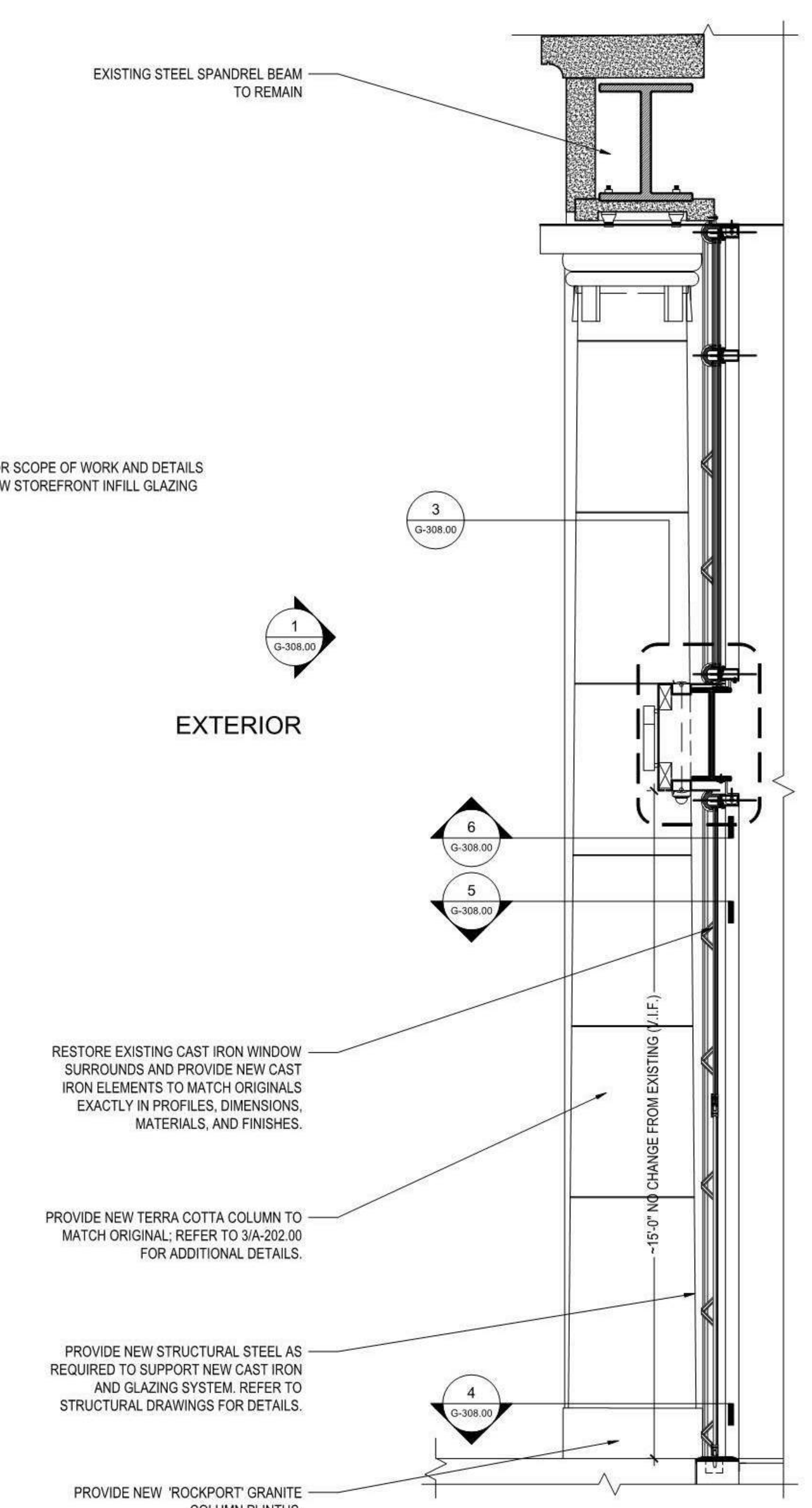

2 Proposed Terra Cotta Column Vertical Section
3/8" = 1'-0"

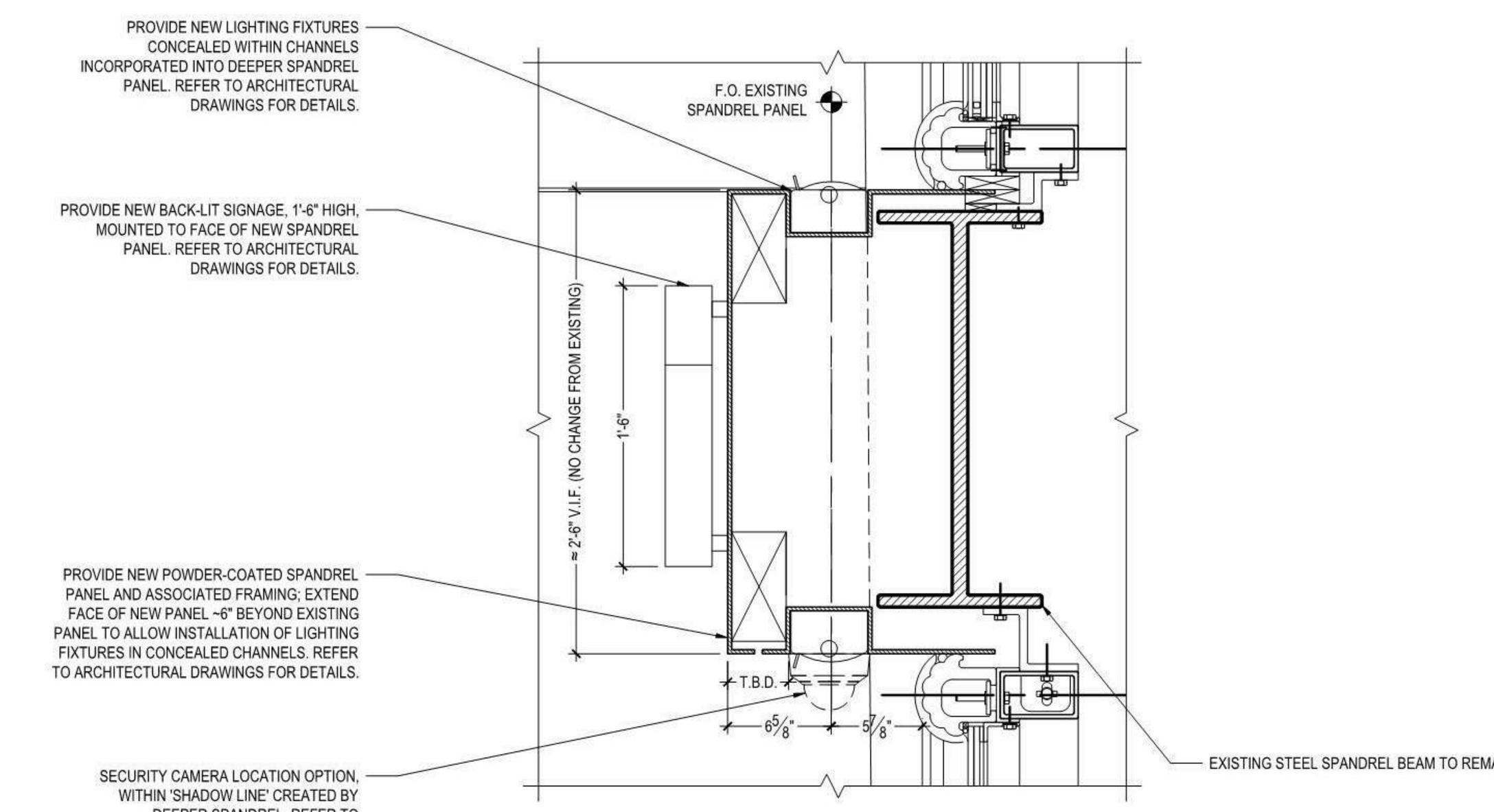

3 Schematic Spandrel Beam Section
1-1/2" = 1'-0"

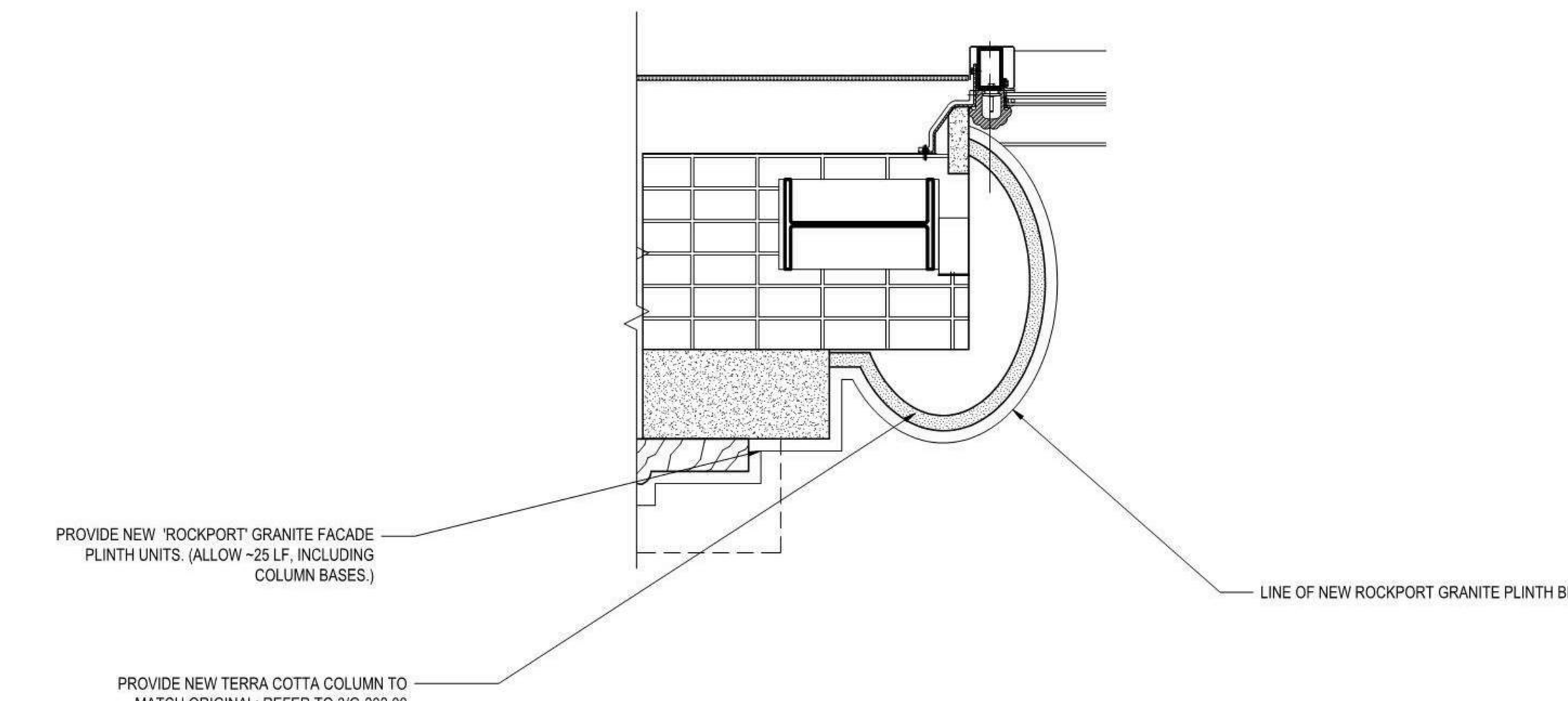

4 Proposed Terra Cotta Column Plan Section - Base
3/4" = 1'-0"

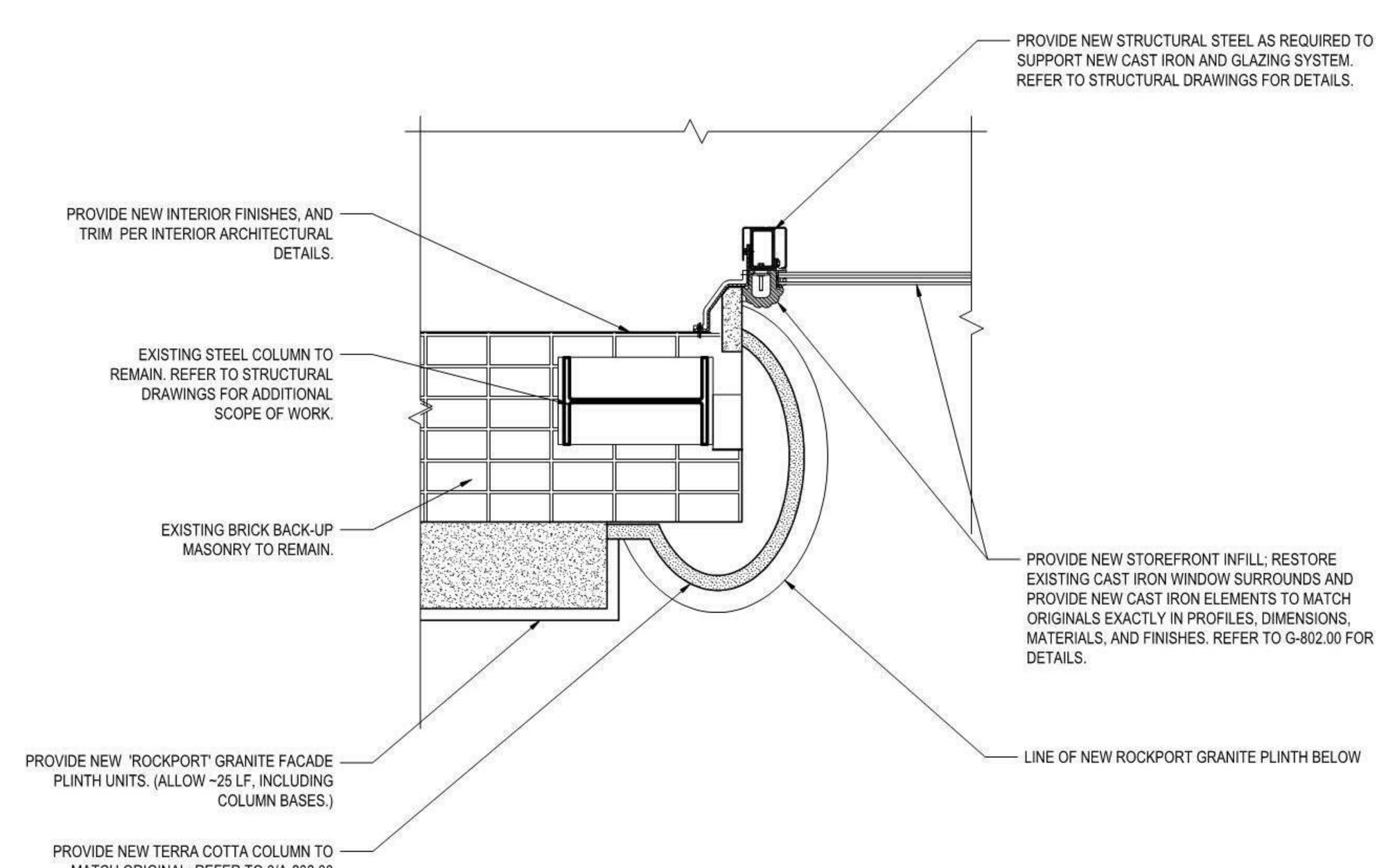

5 Proposed Terra Cotta Column Plan Section - Shaft
3/4" = 1'-0"

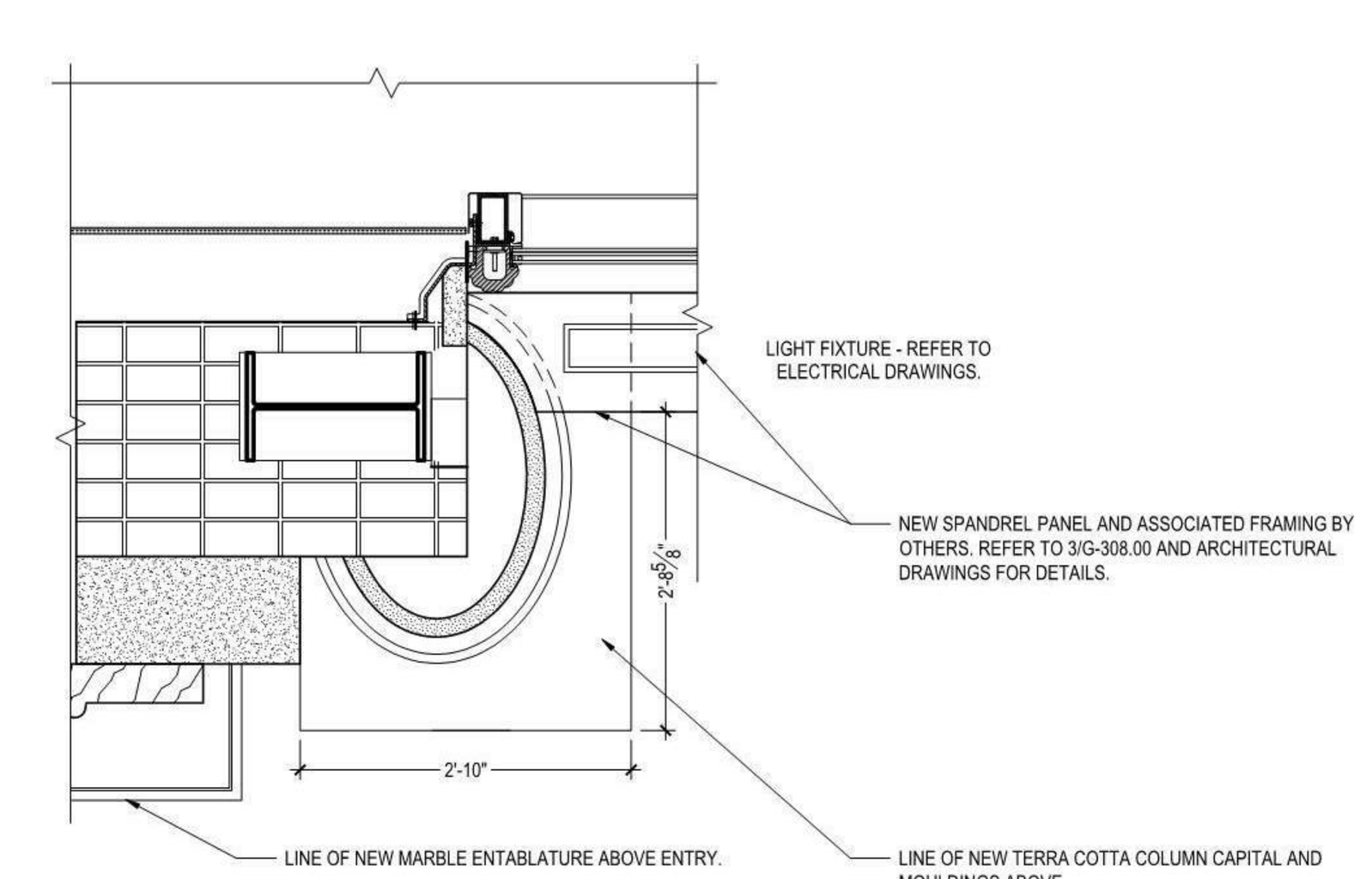

6 Proposed Terra Cotta Column RCP
3/4" = 1'-0"

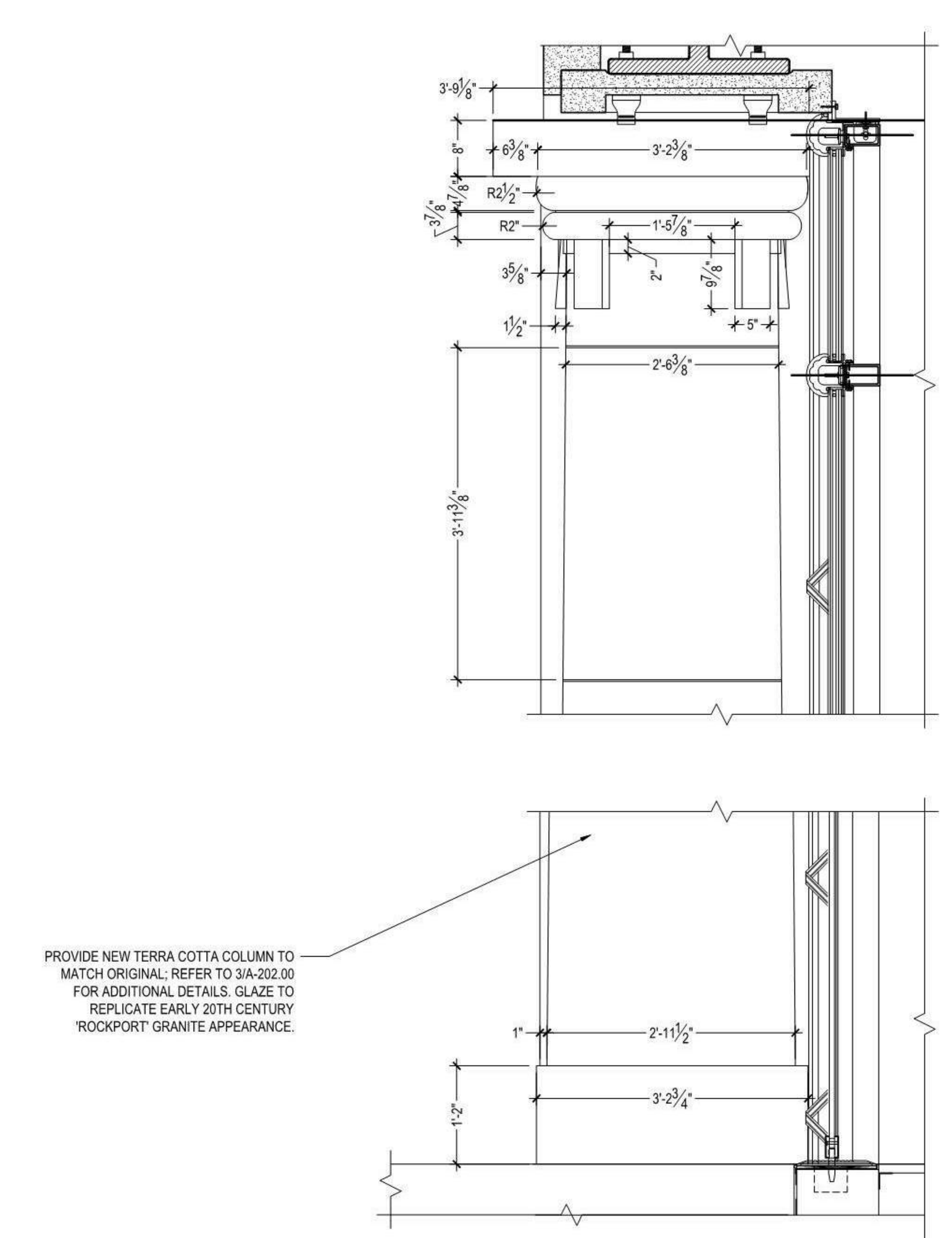

7 Proposed Terra Cotta Column Elevation - Capital
3/4" = 1'-0"

SCOPE OF WORK: COLUMN RESTORATION

1. PROVIDE NEW TERRA COTTA COLUMNS AND CAPITALS TO MATCH ORIGINALS AS SHOWN IN DRAWINGS AND HISTORIC PHOTOGRAPHS. REFER TO G-308.00 FOR DETAILS. (TYP. FOR TWO ~28'-6" TALL COLUMNS.)

1.1. *ALTERNATE: PROVIDE NEW COLUMNS IN POLISHED ROCKPORT GRANITE WITH TERRA COTTA CAPITALS, AS SHOWN IN DRAWINGS AND HISTORIC PHOTOGRAPHS. REFER TO G-308.00 FOR DETAILS. (TYP. FOR TWO ~28'-6" TALL COLUMNS.)*

2. POINT JOINTS OF NEW COLUMNS USING NEW MORTAR TO MATCH EXISTING IN TEXTURE, AGGREGATE, AND COLOR. (TYP.)
3. REFER TO G-302.00 FOR SCOPE OF WORK AT ADJACENT 1st AND 2nd FLOOR FACADE, ENTRIES, AND GLAZING.

FILE NAME:
PLOT DATE:

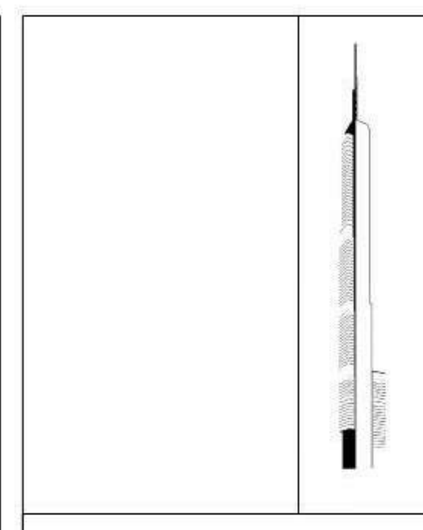

KEY PLAN:

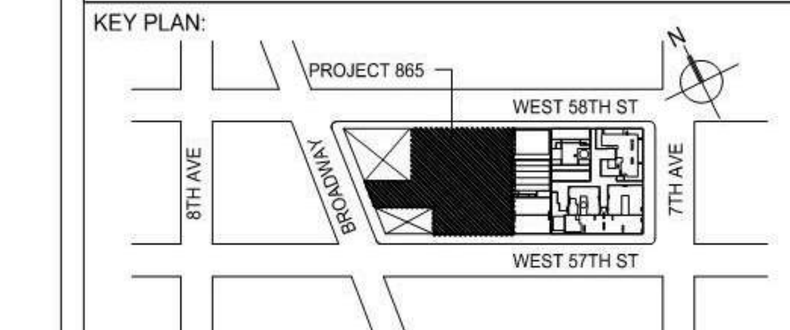

PROJECT NORTH | TRUE NORTH

DEVELOPER:
EXTELL DEVELOPMENT COMPANY
805 THIRD AVENUE, 7TH FLOOR
New York, NY 10022 USA
TEL: 212 712 6000 FAX: 212 712 6100

DESIGN ARCHITECT: Base Building Shell & Core
ADRIAN SMITH + GORDON GILL ARCHITECTURE
111 WEST MONROE STREET SUITE 2300
CHICAGO IL 60603
TEL: 312 920 1888 FAX: 312 920 1775

INTERIOR DESIGNER: Residential
Rottet Architecture and Design Studio, PLLC
298 Fifth Ave, 7th Floor
New York, NY 10001
TEL: 646 998 7000 FAX:

ARCHITECT OF RECORD: Base Building Shell, Core, & Residential
AAI ARCHITECTS, P.C.
401 Wellington St. W., 3rd Floor
Toronto, ON M5V 1E7 Canada
TEL: 416 967 1500 FAX: 416 967 7150

STRUCTURAL ENGINEERS:
WSP CANTOR SEINUK
228 EAST 45th Street
New York, NY 10017 USA
TEL: 212 687 9888 FAX: 646 487 5501

MEP ENGINEERS:
AKF GROUP
1501 Broadway
New York, NY 10036 USA
TEL: 212 354 5656 FAX: 212 354 5668

GEOTECHNICAL ENGINEERS:
Langan Engineering & Environmental Services
21 Penn Plaza - 360 West 31st Street, 8th Floor
New York, NY 10001-2727
TEL: 212 479 5400 FAX: 212 479 5444

CODE CONSULTANTS:
Construction Consulting Associates
100 Church Street
New York, NY 10007
TEL: 212 385 1818 FAX: 212 385 1911

CURTAINWALL CONSULTANT:
AJLP Consulting
40 Worth Street. Suite 826
New York, NY 10013
TEL: 212 757 5659 FAX: 646 219 8508

LANDMARK/PRESERVATION CONSULTANT:
Jan Hird Pokorny Associates, Inc.
39 West 37th Street, 12A
New York, NY 10018
TEL: 212 759 6462 FAX: 212 759 6540

No.	DESCRIPTION	DATE
1	ISSUED FOR SCHEMATIC DESIGN	04 APR 14
2	ISSUED FOR DESIGN DEVELOPMENT	01 JUL 14
3	CD PROGRESS ISSUE 1	15 OCT 14
4	CD PROGRESS ISSUE 2 FOR LPC	12 DEC 14
5	CD PROGRESS ISSUE 3	09 MAR 15

Discrepancies must be reported immediately to the Architect before proceeding. Only figured dimensions are to be used. Contractors must check all dimensions on site. This drawing is protected by copyright.

ALL DIMENSIONS ARE SHOWN IN IMPERIAL.

CONSULTANT:
JHPA
JAN HIRD POKORNY ASSOCIATES
39 WEST 37TH STREET NEW YORK, NY 10018
TELEPHONE 212.759.6462 FACSIMILE 212.759.6540

PROJECT:
217 WEST 57TH STREET
NEW YORK, NY

DRAWING TITLE:
1780 Broadway
West Facade:
Storefront Details

SEAL & SIGNATURE:		
DATE:	03/09/15	
PROJECT No:	1216-00	
DRAWN: Author		REV:
CHK: Checker		5
SCALE:		
DWG No:	**G-308.00**	
DOB PAGE No:	of	

DOB EMPLOYEE STAMP: | DOB B-SCAN:

KEY PLAN:

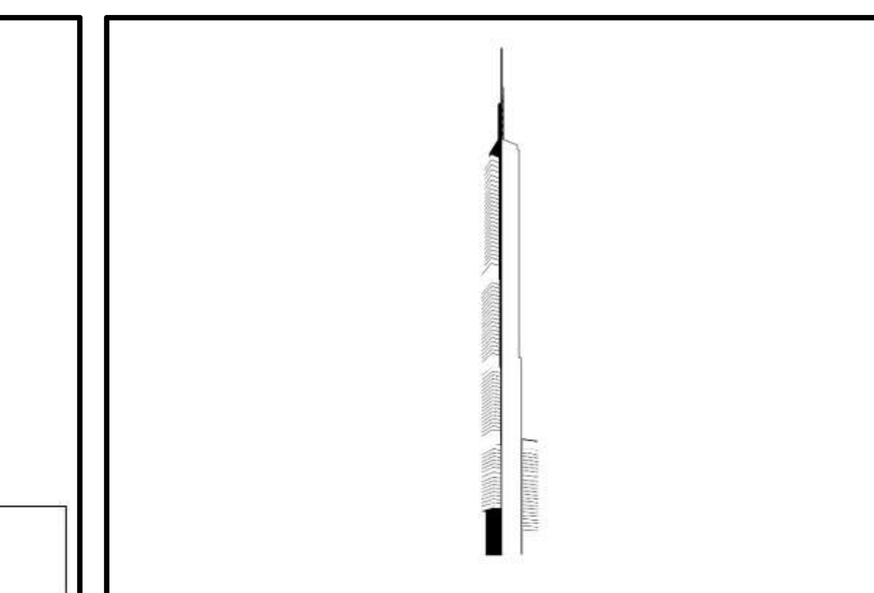

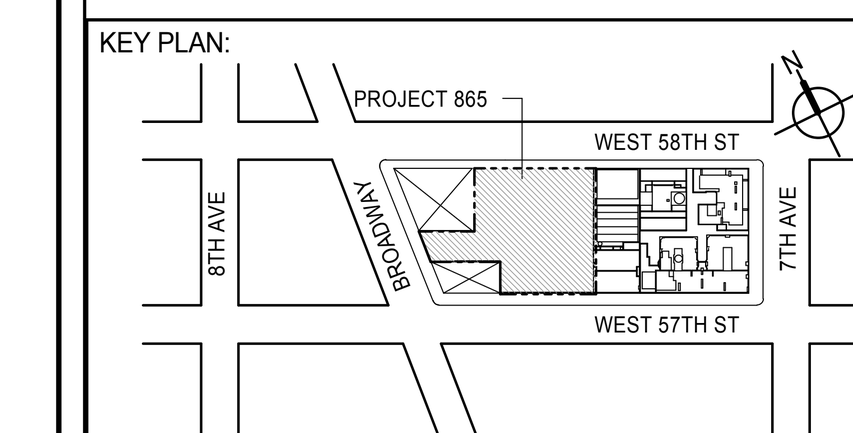

PROJECT NORTH | TRUE NORTH

DEVELOPER:
EXTELL DEVELOPMENT COMPANY
805 THIRD AVENUE, 7TH FLOOR
New York, NY 10022 USA
TEL: 212 712 6000 FAX: 212 712 6100

DESIGN ARCHITECT: Base Building Shell & Core
ADRIAN SMITH + GORDON GILL ARCHITECTURE
111 WEST MONROE STREET SUITE 2300
CHICAGO IL 60603
TEL: 312 920 1888 FAX: 312 920 1775

INTERIOR DESIGNER: Residential
Rottet Architecture and Design Studio, PLLC
298 Fifth Ave, 7th Floor
New York, NY 10001
TEL: 646 998 7000 FAX:

ARCHITECT OF RECORD: Base Building Shell, Core, & Residential
AAI ARCHITECTS, P.C.
401 Wellington St. W., 3rd Floor
Toronto, ON M5V 1E7 Canada
TEL: 416 967 1500 FAX: 416 967 7150

STRUCTURAL ENGINEERS:
WSP CANTOR SEINUK
228 EAST 45th Street
New York, NY 10017 USA
TEL: 212 687 9888 FAX: 646 487 5501

MEP ENGINEERS:
AKF GROUP
165 Broadway, 22nd Floor
New York, NY 10006 USA
TEL: 212 354 5656 FAX: 212 354 5668

GEOTECHNICAL ENGINEERS:
Langan Engineering & Environmental Services
21 Penn Plaza - 360 West 31st Street, 8th Floor
New York, NY 10001-2727
TEL: 212 479 5400 FAX: 212 479 5444

CODE CONSULTANTS:
Construction Consulting Associates
100 Church Street
New York, NY 10007
TEL: 212 385 1818 FAX: 212 385 1911

CURTAINWALL CONSULTANT:
AJLP Consulting
40 Worth Street. Suite 826
New York, NY 10013
TEL: 212 757 5659 FAX: 646 219 8508

LANDMARK/PRESERVATION CONSULTANT:
Jan Hird Pokorny Associates, Inc.
39 West 37th Street, 12A
New York, NY 10018
TEL: 212 759 6462 FAX: 212 759 6540

No.	DESCRIPTION	DATE
1	D.O.B. SUBMISSION	18 FEB 15
	D.O.B. SUBMISSION	27 APR 15

NOT FOR BID/CONSTRUCTION

Discrepancies must be reported immediately to the Architect before proceeding. Only figured dimensions are to be used. Contractors must check all dimensions on site. This drawing is protected by copyright.

ALL DIMENSIONS ARE SHOWN IN IMPERIAL.

CONSULTANT:
AAI ARCHITECTS, P.C.

PROJECT:
217 WEST 57TH STREET
NEW YORK, NY

DRAWING TITLE:
1780 BROADWAY WEST FACADE - STOREFRONT DETAILS

SEAL & SIGNATURE:
REGISTERED ARCHITECT WIEPKE DAVID JANSEN No. 028881 STATE OF NEW YORK

DATE:	18 FEB 15	
PROJECT No:	1216-00	
DRAWN: Author		REV:
CHK: Checker		1
SCALE:		
DWG No:	**G-308.01**	
DOB PAGE No:	562 of 569	

DOB EMPLOYEE STAMP: | DOB B-SCAN:

FILE NAME: C:\Revit Local Files\EXTELL-865-AAI-TWR-CNF_hadlarim.rvt
PLOT DATE: 9/22/2015 1:45:05 PM

DEPT OF BLDGS 121328205 Job Number
ES753792165 Scan Code

36" x 48" Arch E -SHEET SIZE

NOTES:

1. ORIGINAL SIDE ENTRY DETAIL DRAWINGS WILL BE DISTRIBUTED TO GC FOR REFERENCE.
2. GC TO VERIFY ALL ORIGINAL DESIGN DETAILS AND DIMENSIONS AND AS-BUILT CONDITIONS.

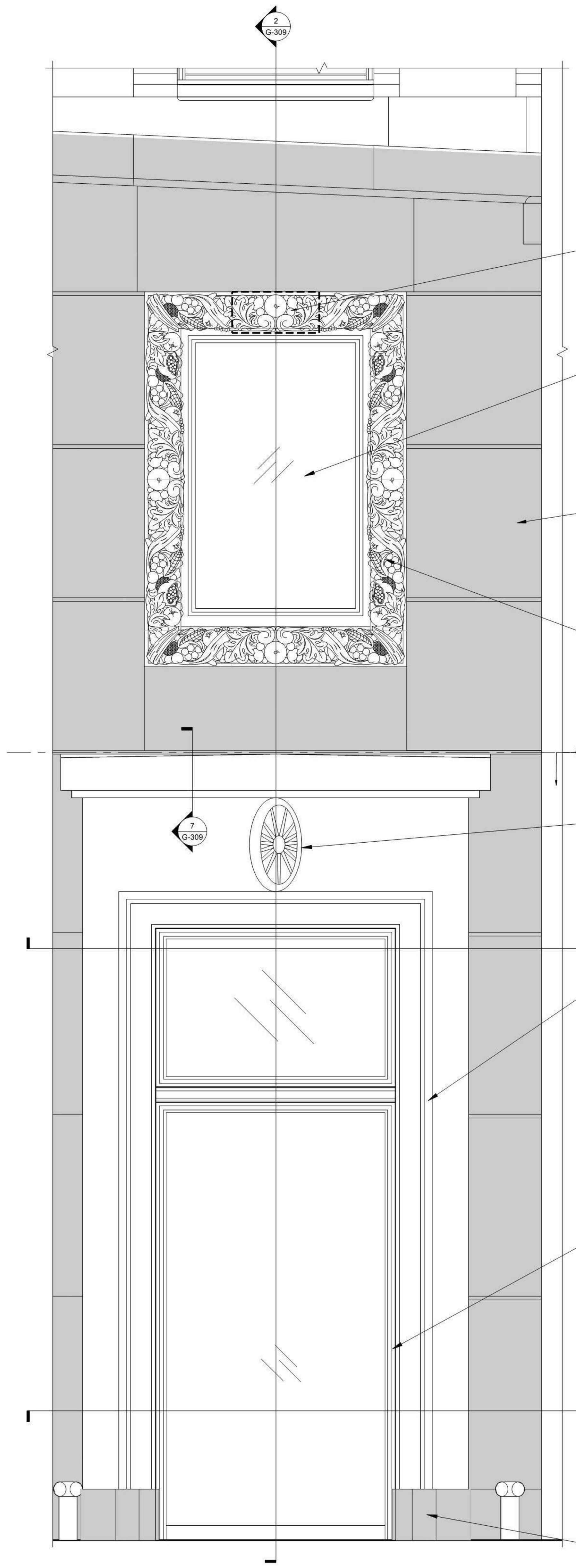

CAREFULLY REMOVE AND SALVAGE CENTER TOP TERRA-COTTA UNIT AT EACH WINDOW SURROUND FOR REINSTALLATION. RESET CENTER TERRA-COTTA UNIT TO MATCH PLANE OF ADJACENT UNITS, USING TYPE 'N' MORTAR TO MATCH EXISTING IN COLOR, TEXTURE, AND JOINT PROFILE AND PROVIDE STAINLESS STEEL MASONRY ANCHORS AS REQUIRED. (TYP. FOR TWO [2] TERRA COTTA UNITS.)

PROVIDE NEW INOPERABLE DISPLAY WINDOW; REFER TO G-801.00 FOR DETAILS AND MATERIALS. (TYP.)

PROVIDE RESIN-BASED COMPOSITES AND STONE DUTCHMEN FOR LOCAL REPAIRS. DUTCHMAN REPAIR STONE TO MATCH EXISTING EXACTLY IN FIGURE, FINISH, COLOR, UNIT SIZE, JOINT LOCATION, AND DETAILING. REFER TO G-306.00 FOR DETAILS.

CAREFULLY PREP AND RESTORE TERRA COTTA FINISHES TO MATCH ORIGINAL PER MATERIALS CONSERVATOR REPORT.

PROVIDE NEW POLISHED 'ROCKPORT' GRANITE FACADE UNITS BELOW. NEW STONE TO MATCH EXISTING EXACTLY IN FIGURE, FINISH, COLOR, UNIT SIZE, JOINT LOCATION, AND DETAILING. (ALLOW ~175SF)

PROVIDE NEW GEORGIA 'CHEROKEE' MARBLE ENTRY ENTABLATURE TO MATCH REMAINING CEILING SLAB IN COLOR, FIGURE, AND REVEALS, INCLUDING PROJECTING ENTABLATURE, CARVED ORNAMENTAL CARTOUCHE, AND ALL ASSOCIATED MOULDINGS AS SHOWN. (TYP.)

PROVIDE NEW GEORGIA 'CHEROKEE' MARBLE ENTRY SURROUND, CEILING, AND WALL SLABS (SOFFIT AND JAMBS) TO MATCH REMAINING STONE IN COLOR, FIGURE, DETAILING, AND REVEALS. CEILING AND WALL SLABS HAVE RECESSED CENTER PANEL. (TYP.)

NEW DISPLAY WINDOW INFILL, INCLUDING TRANSOM, MULLION, AND LOWER SASH, TO MATCH PROFILES AND GLAZING AT 2nd STORY WINDOWS BY OTHERS; REFER TO G-802.00 FOR DETAILS AND MATERIALS. (TYP.)

PROVIDE NEW ROCKPORT GRANITE PLINTHS AT EITHER SIDE OF THE ENTRYWAY TO MATCH ORIGINAL MATERIAL , PROFILES, AND DETAILING.

1 Proposed Side Entry: Elevation
3/4" = 1'-0"

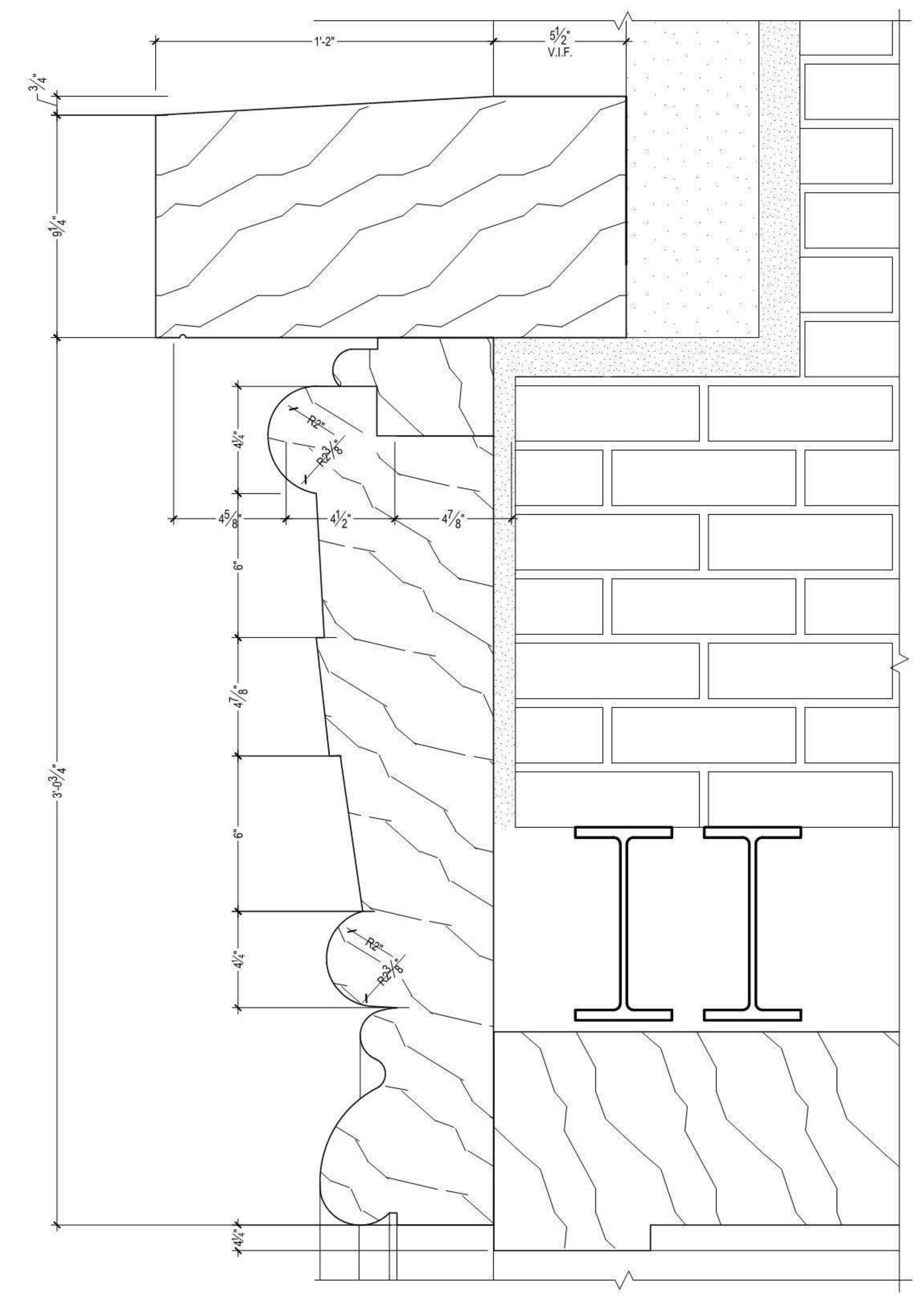

5 Proposed Side Entry: Entablature Detail
3" = 1'-0"

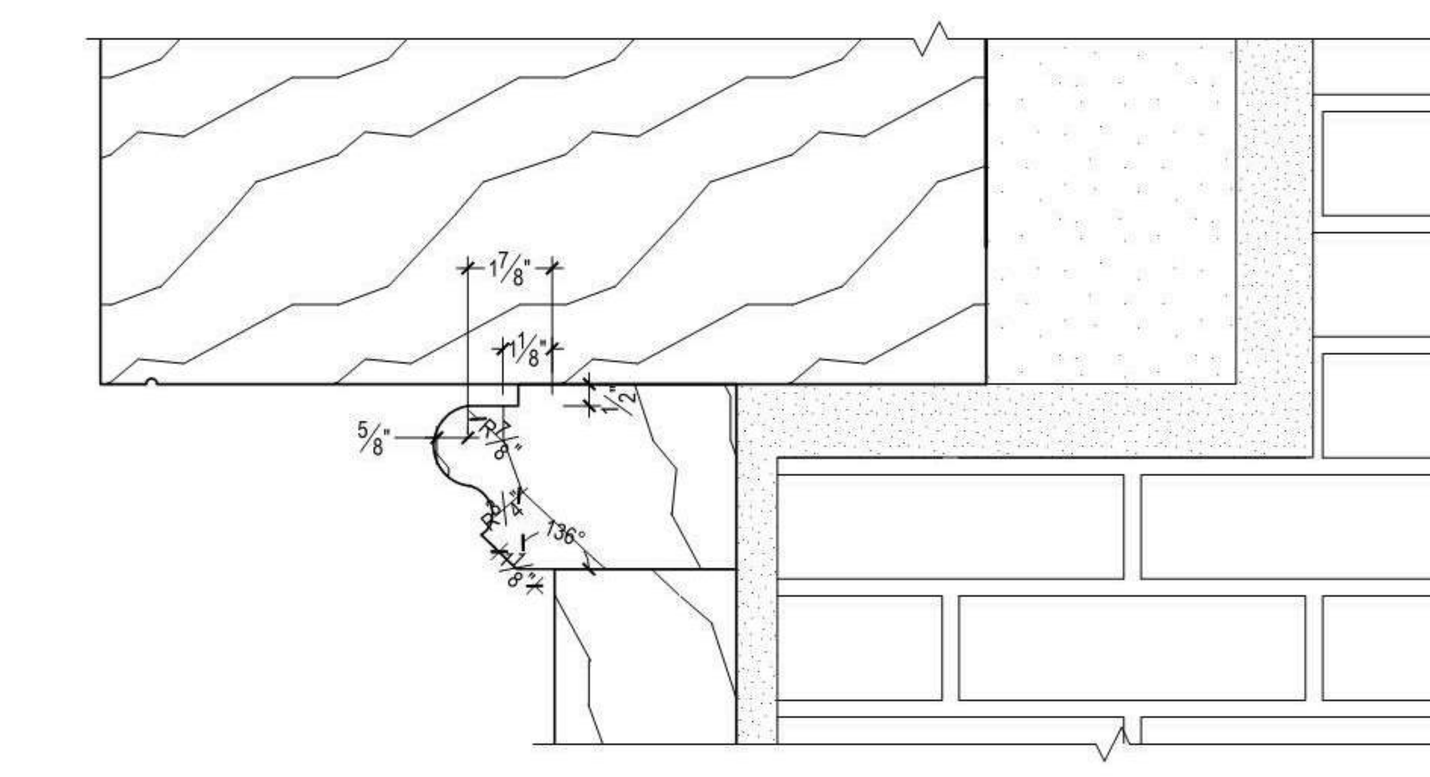

7 Proposed Side Entry: Entablature Detail
3" = 1'-0"

PROVIDE NEW POLISHED 'ROCKPORT' GRANITE FACADE UNITS TO MATCH EXISTING EXACTLY IN FIGURE, FINISH, COLOR, UNIT SIZE, JOINT LOCATION, AND DETAILING, FROM ENTRY ENTABLATURES DOWN TO GRADE (~175SF)

PROVIDE NEW GEORGIA 'CHEROKEE' MARBLE ENTRY SURROUND, CEILING AND WALL SLABS TO MATCH EXISTING STONE IN COLOR, FIGURE, DETAILING, AND REVEALS. (TYP.)

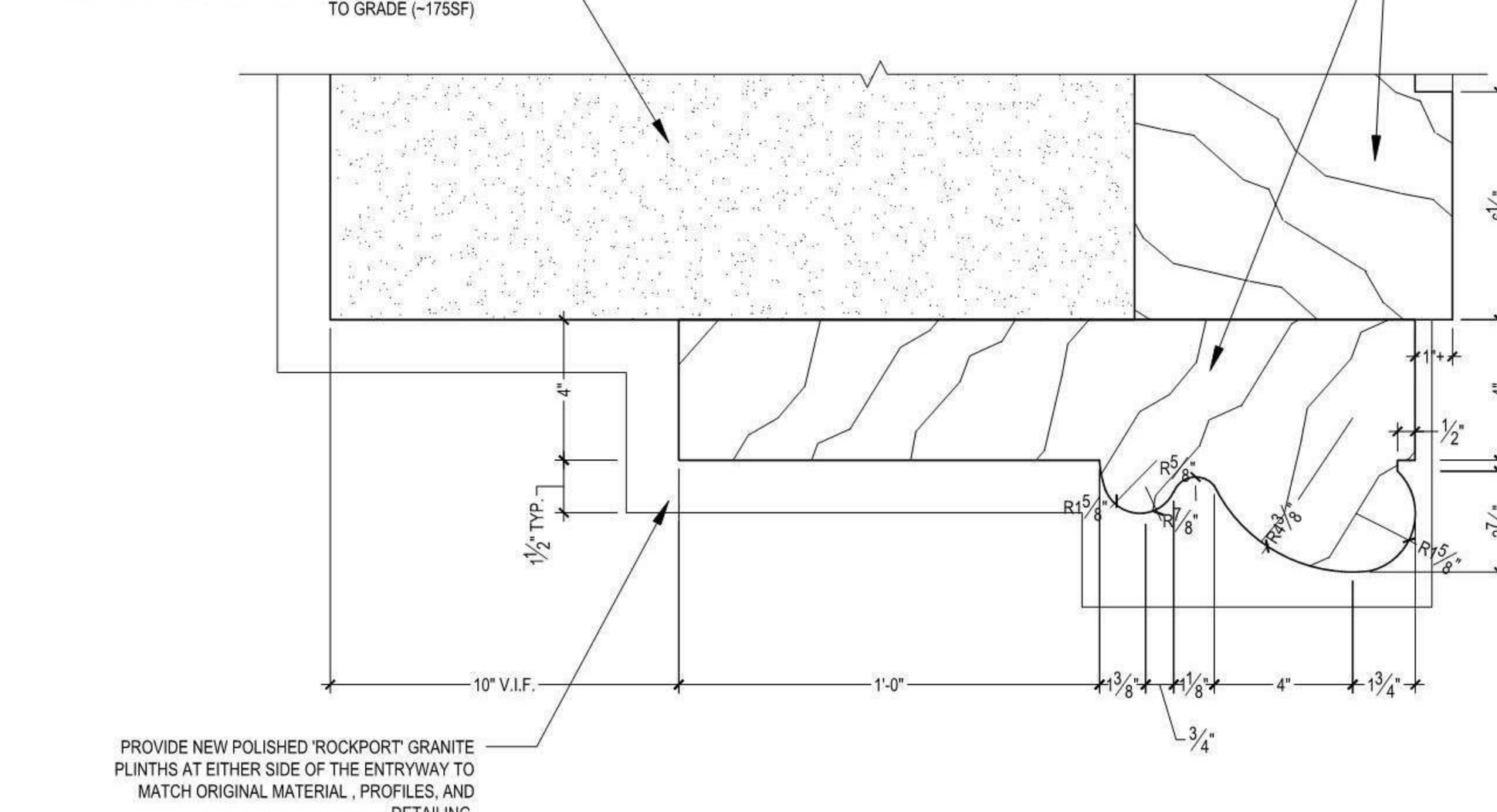

PROVIDE NEW POLISHED 'ROCKPORT' GRANITE PLINTHS AT EITHER SIDE OF THE ENTRYWAY TO MATCH ORIGINAL MATERIAL , PROFILES, AND DETAILING.

6 Proposed Side Entry: Surround Moulding Detail
3" = 1'-0"

PROVIDE NEW DISPLAY WINDOW INFILL, INCLUDING TRANSOM, MULLION, AND LOWER SASH, TO MATCH PROFILES AND GLAZING AT 2nd STORY WINDOWS; REFER TO G-802.00 FOR DETAILS AND MATERIALS. (TYP.)

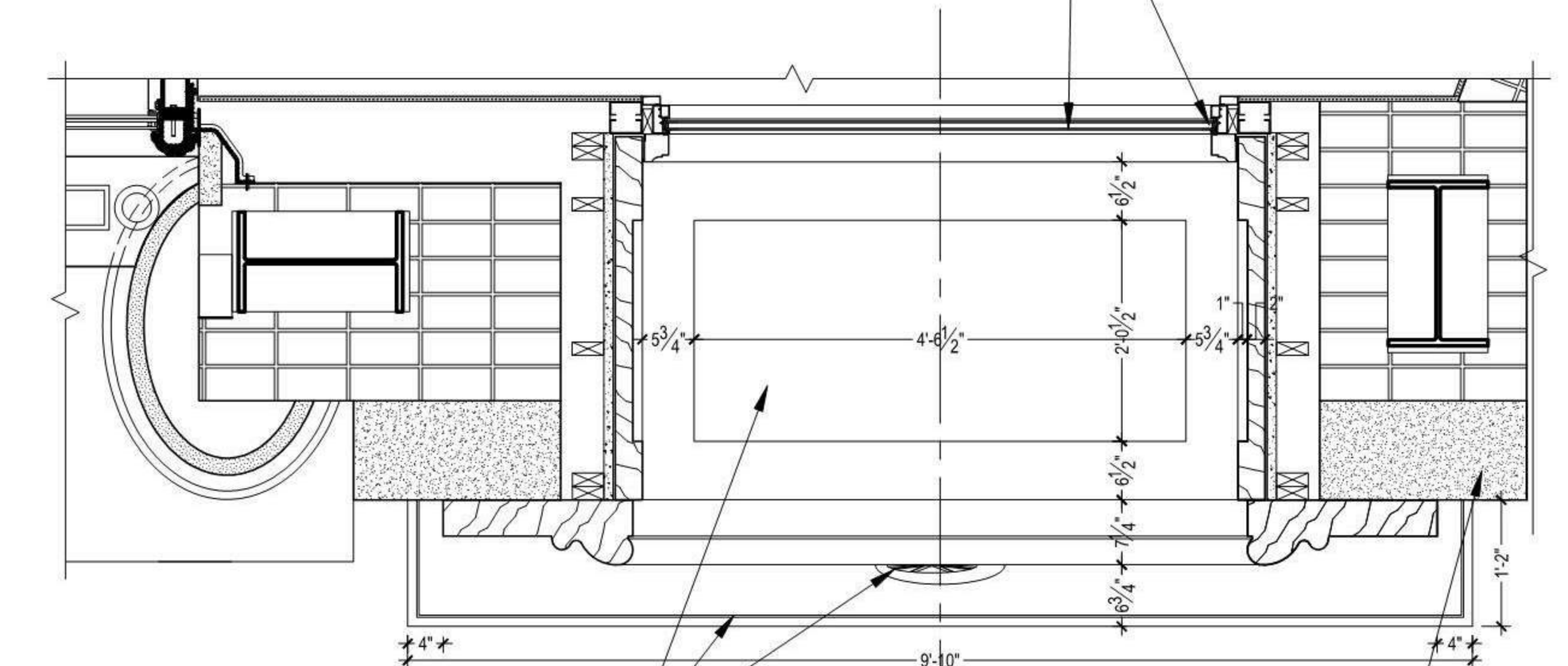

PROVIDE NEW GEORGIA 'CHEROKEE' MARBLE CEILING AND WALL PANELS, SURROUND MOULDING, AND ENTABLATURE TO MATCH EXISTING STONE IN COLOR, FIGURE, DETAILING, AND REVEALS. (TYP.)

℄ OF EXISTING CEILING SLAB AND 2nd FLOOR DISPLAY WINDOW

PROVIDE NEW POLISHED 'ROCKPORT' GRANITE FACADE UNITS TO REPLACE DAMAGED UNITS AS REQUIRED. NEW STONE TO MATCH EXISTING EXACTLY IN FIGURE, FINISH, COLOR, UNIT SIZE, JOINT LOCATION, AND DETAILING. (ALLOW ~175SF)

4 Proposed Side Entry: Reflected Ceiling Plan
3/4" = 1'-0"

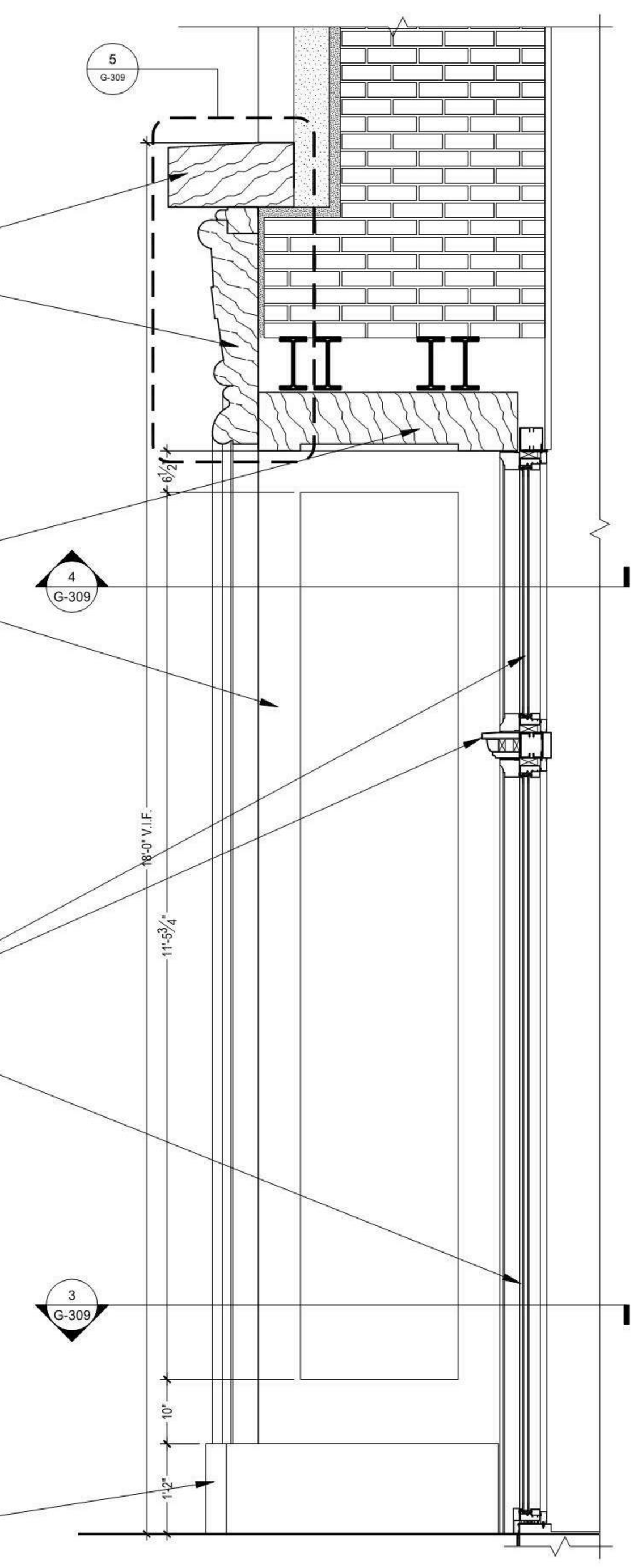

2 Proposed Side Entry: Vertical Section
3/4" = 1'-0"

REFER TO ARCHITECTURAL DRAWINGS FOR INTERIOR FINISH DETAILS

NEW DISPLAY WINDOW INFILL, INCLUDING TRANSOM, MULLION, AND LOWER SASH, TO MATCH PROFILES AND GLAZING AT 2nd STORY WINDOWS BY OTHERS; REFER TO G-802.00 FOR DETAILS AND MATERIALS. (TYP.)

PROVIDE NEW MASONRY OR NON-COMBUSTIBLE FRAMING ASSEMBLY INFILL AT EXISTING ROUGH OPENING TO MATCH ORIGINAL WIDTH AND HEIGHT. REFER TO STRUCTURAL DRAWINGS FOR DETAILS. (TYP.)

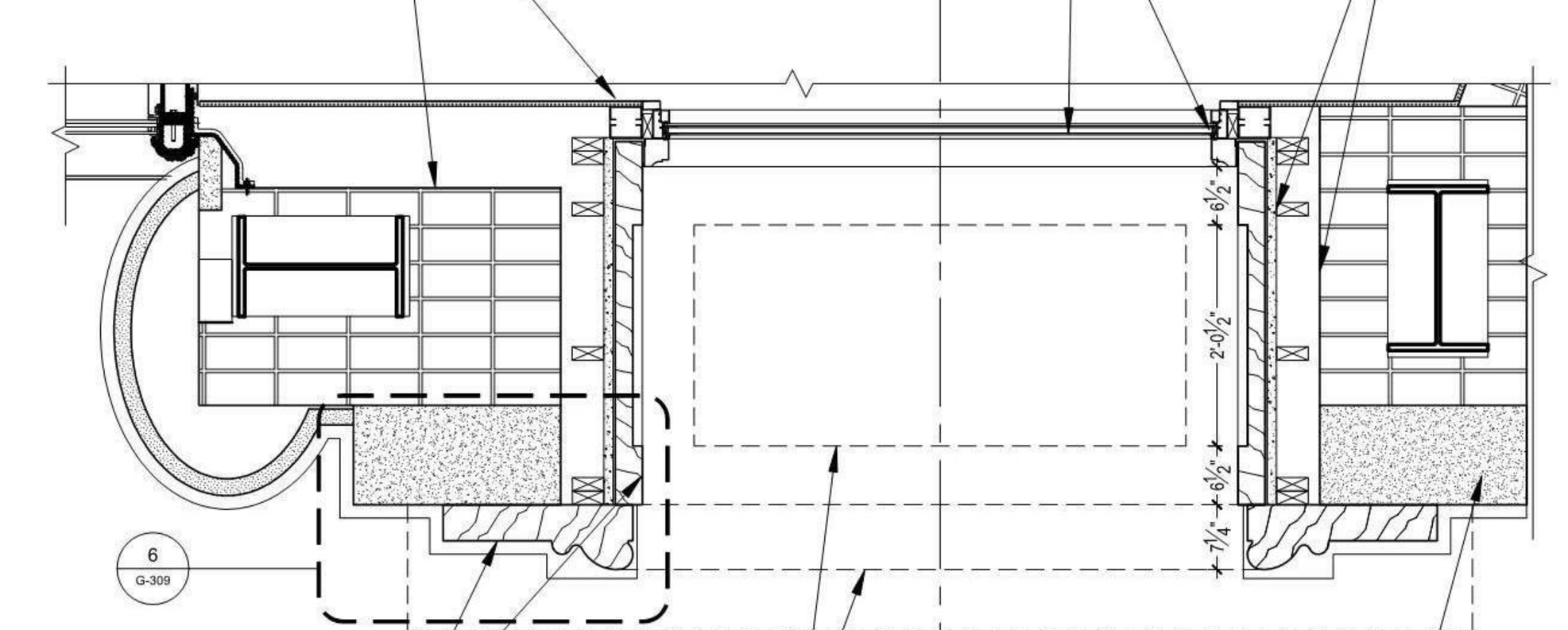

PROVIDE NEW GEORGIA 'CHEROKEE' MARBLE ENTRY SURROUND, CEILING AND WALL SLABS TO MATCH EXISTING STONE IN COLOR, FIGURE, DETAILING, AND REVEALS. (TYP.)

CEILING PANEL, SURROUND MOULDING, AND ENTABLATURE WASH ABOVE.

℄ OF EXISTING CEILING SLAB AND 2nd FLOOR DISPLAY WINDOW

PROVIDE NEW POLISHED 'ROCKPORT' GRANITE FACADE UNITS TO REPLACE DAMAGED UNITS AS REQUIRED. NEW STONE TO MATCH EXISTING EXACTLY IN FIGURE, FINISH, COLOR, UNIT SIZE, JOINT LOCATION, AND DETAILING. (ALLOW ~175SF)

3 Proposed Side Entry: Plan Section
3/4" = 1'-0"

FILE NAME:
PLOT DATE:

FILE NAME: C:\Revit Local Files\EXTELL-865-AAI-TWR-CNF_hadlarim.rvt
PLOT DATE: 9/22/2015 1:45:17 PM

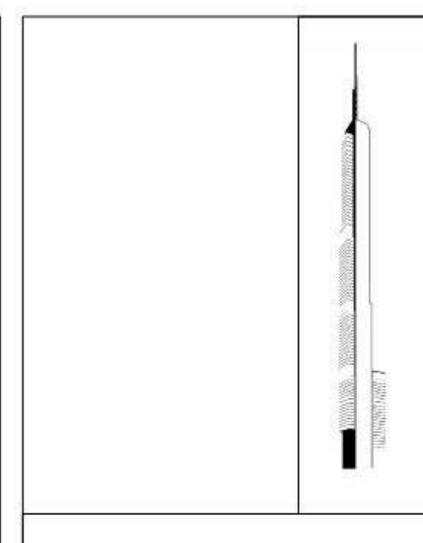

KEY PLAN:

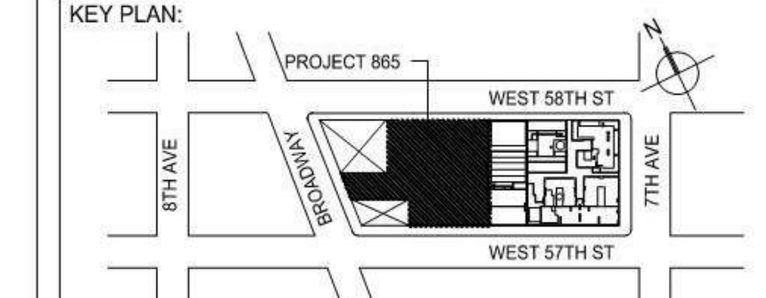

PROJECT NORTH | TRUE NORTH

DEVELOPER:
EXTELL DEVELOPMENT COMPANY
805 THIRD AVENUE, 7TH FLOOR
New York, NY 10022 USA
TEL: 212 712 6000 FAX: 212 712 6100

DESIGN ARCHITECT: Base Building Shell & Core
ADRIAN SMITH + GORDON GILL ARCHITECTURE
111 WEST MONROE STREET SUITE 2300
CHICAGO IL 60603
TEL: 312 920 1888 FAX: 312 920 1775

INTERIOR DESIGNER: Residential
Rottet Architecture and Design Studio, PLLC
298 Fifth Ave, 7th Floor
New York, NY 10001
TEL: 646 998 7000 FAX:

ARCHITECT OF RECORD: Base Building Shell, Core, & Residential
AAI ARCHITECTS, P.C.
401 Wellington St. W., 3rd Floor
Toronto, ON M5V 1E7 Canada
TEL: 416 967 1500 FAX: 416 967 7150

STRUCTURAL ENGINEERS:
WSP CANTOR SEINUK
228 EAST 45th Street
New York, NY 10017 USA
TEL: 212 687 9888 FAX: 646 487 5501

MEP ENGINEERS:
AKF GROUP
1501 Broadway
New York, NY 10036 USA
TEL: 212 354 5656 FAX: 212 354 5668

GEOTECHNICAL ENGINEERS:
Langan Engineering & Environmental Services
21 Penn Plaza - 360 West 31st Street, 8th Floor
New York, NY 10001-2727
TEL: 212 479 5400 FAX: 212 479 5444

CODE CONSULTANTS:
Construction Consulting Associates
100 Church Street
New York, NY 10007
TEL: 212 385 1818 FAX: 212 385 1911

CURTAINWALL CONSULTANT:
AJLP Consulting
40 Worth Street. Suite 826
New York, NY 10013
TEL: 212 757 5659 FAX: 646 219 8508

LANDMARK/PRESERVATION CONSULTANT:
Jan Hird Pokorny Associates, Inc.
39 West 37th Street, 12A
New York, NY 10018
TEL: 212 759 6462 FAX: 212 759 6540

No.	DESCRIPTION	DATE
1	ISSUED FOR SCHEMATIC DESIGN	04 APR 14
2	ISSUED FOR DESIGN DEVELOPMENT	01 JUL 14
3	CD PROGRESS ISSUE 1	15 OCT 14
4	CD PROGRESS ISSUE 2 FOR LPC	12 DEC 14
5	CD PROGRESS ISSUE 3	09 MAR 15

Discrepancies must be reported immediately to the Architect before proceeding. Only figured dimensions are to be used. Contractors must check all dimensions on site. This drawing is protected by copyright.

ALL DIMENSIONS ARE SHOWN IN IMPERIAL.

CONSULTANT:
JHPA
JAN HIRD POKORNY ASSOCIATES
39 WEST 37TH STREET NEW YORK, NY 10018
TELEPHONE 212.759.6462 FACSIMILE 212.759.6540

PROJECT:
217 WEST 57TH STREET
NEW YORK, NY

DRAWING TITLE:
1780 Broadway
West Facade:
Side Entry Details

SEAL & SIGNATURE:

DATE:	03/09/15
PROJECT No:	1216-00
DRAWN: Author	REV: 5
CHK: Checker	
SCALE:	
DWG No:	G-309.00
DOB PAGE No:	of

DOB EMPLOYEE STAMP: | DOB B-SCAN:



KEY PLAN:

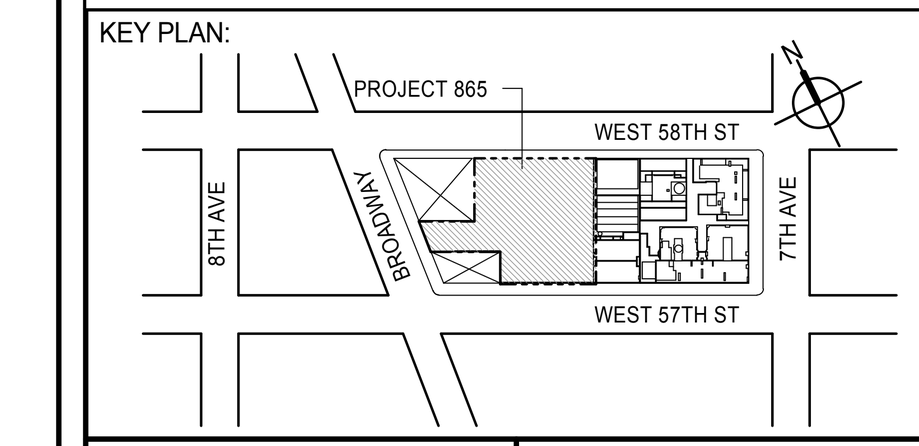

PROJECT NORTH | TRUE NORTH

DEVELOPER:
EXTELL DEVELOPMENT COMPANY
805 THIRD AVENUE, 7TH FLOOR
New York, NY 10022 USA
TEL: 212 712 6000 FAX: 212 712 6100

DESIGN ARCHITECT: Base Building Shell & Core
ADRIAN SMITH + GORDON GILL ARCHITECTURE
111 WEST MONROE STREET SUITE 2300
CHICAGO IL 60603
TEL: 312 920 1888 FAX: 312 920 1775

INTERIOR DESIGNER: Residential
Rottet Architecture and Design Studio, PLLC
298 Fifth Ave, 7th Floor
New York, NY 10001
TEL: 646 998 7000 FAX:

ARCHITECT OF RECORD: Base Building Shell, Core, & Residential
AAI ARCHITECTS, P.C.
401 Wellington St. W., 3rd Floor
Toronto, ON M5V 1E7 Canada
TEL: 416 967 1500 FAX: 416 967 7150

STRUCTURAL ENGINEERS:
WSP CANTOR SEINUK
228 EAST 45th Street
New York, NY 10017 USA
TEL: 212 687 9888 FAX: 646 487 5501

MEP ENGINEERS:
AKF GROUP
165 Broadway, 22nd Floor
New York, NY 10006 USA
TEL: 212 354 5656 FAX: 212 354 5668

GEOTECHNICAL ENGINEERS:
Langan Engineering & Environmental Services
21 Penn Plaza - 360 West 31st Street, 8th Floor
New York, NY 10001-2727
TEL: 212 479 5400 FAX: 212 479 5444

CODE CONSULTANTS:
Construction Consulting Associates
100 Church Street
New York, NY 10007
TEL: 212 385 1818 FAX: 212 385 1911

CURTAINWALL CONSULTANT:
AJLP Consulting
40 Worth Street. Suite 826
New York, NY 10013
TEL: 212 757 5659 FAX: 646 219 8508

LANDMARK/PRESERVATION CONSULTANT:
Jan Hird Pokorny Associates, Inc.
39 West 37th Street, 12A
New York, NY 10018
TEL: 212 759 6462 FAX: 212 759 6540

No.	DESCRIPTION	DATE
1	D.O.B. SUBMISSION	18 FEB 15
	D.O.B. SUBMISSION	27 APR 15

NOT FOR BID/CONSTRUCTION

Discrepancies must be reported immediately to the Architect before proceeding. Only figured dimensions are to be used. Contractors must check all dimensions on site. This drawing is protected by copyright.

ALL DIMENSIONS ARE SHOWN IN IMPERIAL.

CONSULTANT:
AAI
ARCHITECTS, P.C.

PROJECT:
217 WEST 57TH STREET
NEW YORK, NY

DRAWING TITLE:
1780 BROADWAY WEST FACADE - SIDE ENTRY DETAILS

SEAL & SIGNATURE:
REGISTERED ARCHITECT WIEPKE DAVID JANSEN No. 028881 STATE OF NEW YORK

DATE:	18 FEB 15
PROJECT No:	1216-00
DRAWN: Author	REV: 1
CHK: Checker	
SCALE:	
DWG No:	G-309.01
DOB PAGE No:	563 of 569

DOB EMPLOYEE STAMP: | DOB B-SCAN:

DEPT OF BLDGS 421208305 Job Number
E3219513131 Scan Code

1 Original Marble Entry (c. 1911)
NTS

2 Original Storefront and Columns (c. 1911)
NTS

3 Original Storefront and Lower Levels: Floors 1-3
NTS

KEY PLAN:



PROJECT NORTH | TRUE NORTH

DEVELOPER:
EXTELL DEVELOPMENT COMPANY
805 THIRD AVENUE, 7TH FLOOR
New York, NY 10022 USA
TEL: 212 712 6000 FAX: 212 712 6100

DESIGN ARCHITECT: Base Building Shell & Core
ADRIAN SMITH + GORDON GILL ARCHITECTURE
111 WEST MONROE STREET SUITE 2300
CHICAGO IL 60603
TEL: 312 920 1888 FAX: 312 920 1775

INTERIOR DESIGNER: Residential
Rottet Architecture and Design Studio, PLLC
298 Fifth Ave, 7th Floor
New York, NY 10001
TEL: 646 998 7000 FAX:

ARCHITECT OF RECORD: Base Building Shell, Core, & Residential
AAI ARCHITECTS, P.C.
401 Wellington St. W., 3rd Floor
Toronto, ON M5V 1E7 Canada
TEL: 416 967 1500 FAX: 416 967 7150

STRUCTURAL ENGINEERS:
WSP CANTOR SEINUK
228 EAST 45th Street
New York, NY 10017 USA
TEL: 212 687 9888 FAX: 646 487 5501

MEP ENGINEERS:
AKF GROUP
1501 Broadway
New York, NY 10036 USA
TEL: 212 354 5656 FAX: 212 354 5668

GEOTECHNICAL ENGINEERS:
Langan Engineering & Environmental Services
21 Penn Plaza - 360 West 31st Street, 8th Floor
New York, NY 10001-2727
TEL: 212 479 5400 FAX: 212 479 5444

CODE CONSULTANTS:
Construction Consulting Associates
100 Church Street
New York, NY 10007
TEL: 212 385 1818 FAX: 212 385 1911

CURTAINWALL CONSULTANT:
AJLP Consulting
40 Worth Street, Suite 826
New York, NY 10013
TEL: 212 757 5659 FAX: 646 219 8508

LANDMARK/PRESERVATION CONSULTANT:
Jan Hird Pokorny Associates, Inc.
39 West 37th Street, 12A
New York, NY 10018
TEL: 212 759 6462 FAX: 212 759 6540

No.	DESCRIPTION	DATE
1	ISSUED FOR SCHEMATIC DESIGN	04 APR 14
2	ISSUED FOR DESIGN DEVELOPMENT	01 JUL 14
3	CD PROGRESS ISSUE 1	15 OCT 14
4	CD PROGRESS ISSUE 2 FOR LPC	12 DEC 14
5	CD PROGRESS ISSUE 3	09 MAR 15

Discrepancies must be reported immediately to the Architect before proceeding. Only figured dimensions are to be used. Contractors must check all dimensions on site. This drawing is protected by copyright.

ALL DIMENSIONS ARE SHOWN IN IMPERIAL.

CONSULTANT:
JHPA
JAN HIRD POKORNY ASSOCIATES
39 WEST 37TH STREET, NEW YORK, NY 10018
TELEPHONE 212.759.6462 FACSIMILE 212.759.6540

PROJECT:
217 WEST 57TH STREET
NEW YORK, NY

DRAWING TITLE:
1780 Broadway
Historic Image References

SEAL & SIGNATURE:

DATE: 03/09/15
PROJECT No: 1216-00
DRAWN: Author
CHK: Checker
REV: 5
SCALE:
DWG No: **G-310.00**
DOB PAGE No: of

DOB EMPLOYEE STAMP: DOB B-SCAN:

KEY PLAN:

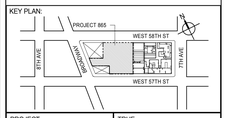

PROJECT NORTH | TRUE NORTH

DEVELOPER:
EXTELL DEVELOPMENT COMPANY
805 THIRD AVENUE, 7TH FLOOR
New York, NY 10022 USA
TEL: 212 712 6000 FAX: 212 712 6100

DESIGN ARCHITECT: Base Building Shell & Core
ADRIAN SMITH + GORDON GILL ARCHITECTURE
111 WEST MONROE STREET SUITE 2300
CHICAGO IL 60603
TEL: 312 920 1888 FAX: 312 920 1775

INTERIOR DESIGNER: Residential
Rottet Architecture and Design Studio, PLLC
298 Fifth Ave, 7th Floor
New York, NY 10001
TEL: 646 998 7000 FAX:

ARCHITECT OF RECORD: Base Building Shell, Core, & Residential
AAI ARCHITECTS, P.C.
401 Wellington St. W., 3rd Floor
Toronto, ON M5V 1E7 Canada
TEL: 416 967 1500 FAX: 416 967 7150

STRUCTURAL ENGINEERS:
WSP CANTOR SEINUK
228 EAST 45th Street
New York, NY 10017 USA
TEL: 212 687 9888 FAX: 646 487 5501

MEP ENGINEERS:
AKF GROUP
165 Broadway, 22nd Floor
New York, NY 10006 USA
TEL: 212 354 5656 FAX: 212 354 5668

GEOTECHNICAL ENGINEERS:
Langan Engineering & Environmental Services
21 Penn Plaza - 360 West 31st Street, 8th Floor
New York, NY 10001-2727
TEL: 212 479 5400 FAX: 212 479 5444

CODE CONSULTANTS:
Construction Consulting Associates
100 Church Street
New York, NY 10007
TEL: 212 385 1818 FAX: 212 385 1911

CURTAINWALL CONSULTANT:
AJLP Consulting
40 Worth Street, Suite 826
New York, NY 10013
TEL: 212 757 5659 FAX: 646 219 8508

LANDMARK/PRESERVATION CONSULTANT:
Jan Hird Pokorny Associates, Inc.
39 West 37th Street, 12A
New York, NY 10018
TEL: 212 759 6462 FAX: 212 759 6540

No.	DESCRIPTION	DATE
1	D.O.B. SUBMISSION	18 FEB 15
	D.O.B. SUBMISSION	27 APR 15

NOT FOR BID/CONSTRUCTION

Discrepancies must be reported immediately to the Architect before proceeding. Only figured dimensions are to be used. Contractors must check all dimensions on site. This drawing is protected by copyright.

ALL DIMENSIONS ARE SHOWN IN IMPERIAL.

CONSULTANT:
AAI
ARCHITECTS, P.C.

PROJECT:
217 WEST 57TH STREET
NEW YORK, NY

DRAWING TITLE:
1780 BROADWAY HISTORIC IMAGE REFERENCES

SEAL & SIGNATURE:
REGISTERED ARCHITECT
MICHAEL DAVID JANOSKY
No. 028881
STATE OF NEW YORK

DATE: 18 FEB 15
PROJECT No: 1216-00
DRAWN: Author
CHK: Checker
REV: 1
SCALE:
DWG No: **G-310.01**
DOB PAGE No: 564 of 569

DOB EMPLOYEE STAMP: DOB B-SCAN:

36" x 48" Arch E SHEET SIZE
FILE NAME:
PLOT DATE:
FILE NAME: C:\Revit Local Files\EXTELL-865-AAI-TWR-CNF_bullerin.rvt
PLOT DATE: 6/02/2015 1:42:33 PM

DEPT OF BLDGS 421206305 Job Number
E-SV-700297786 Scan Code

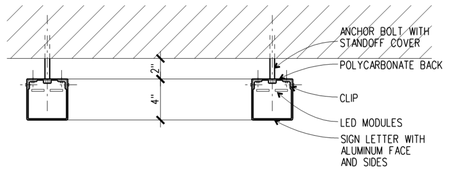

REVERSE PAN CHANNEL LETTER DETAIL 6
3" = 1'-0"

LIGMAN LIGHTING USA

LIGHT LINEAR WALL WASHER LED

RATED CLASS I WITH HIGH LED INTEGRAL DRIVER. HOUSING HAS HIGH CORROSION RESISTANCE

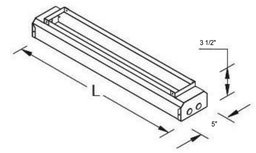



LINEAR LIGHT FIXTURES 4
6" = 1'-0"

AXIS COMMUNICATIONS (AXIS M30-VE) NETWORK CAMERAS

OUTDOOR-READY, DAY/NIGHT FIXED MINI DOME

IMPACT-RESISTANT ALUMINUM CASING WITH TRANSPARENT, POLYCARBONATE COVER AND DEHUMIDIFYING MEMBRANE

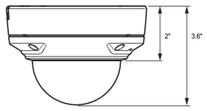

SECURITY NETWORK CAMERAS 5
6" = 1'-0"

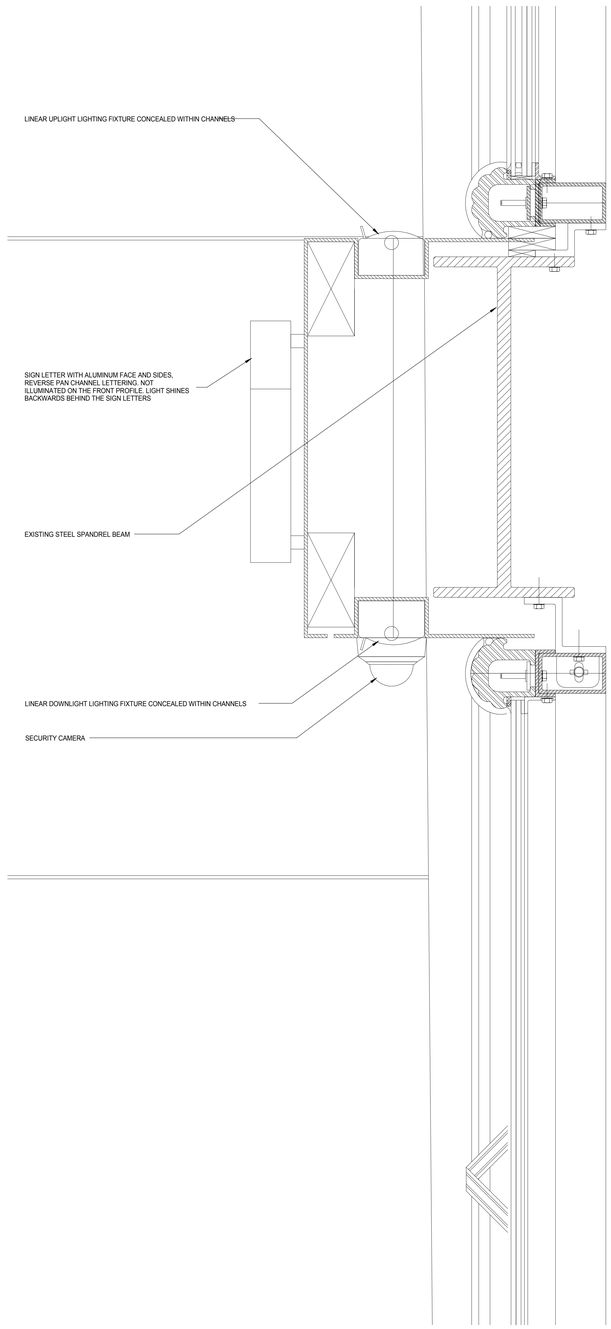

ENTRANCE SPANDREL BEAM SECTION 3
G-351
3" = 1'-0"

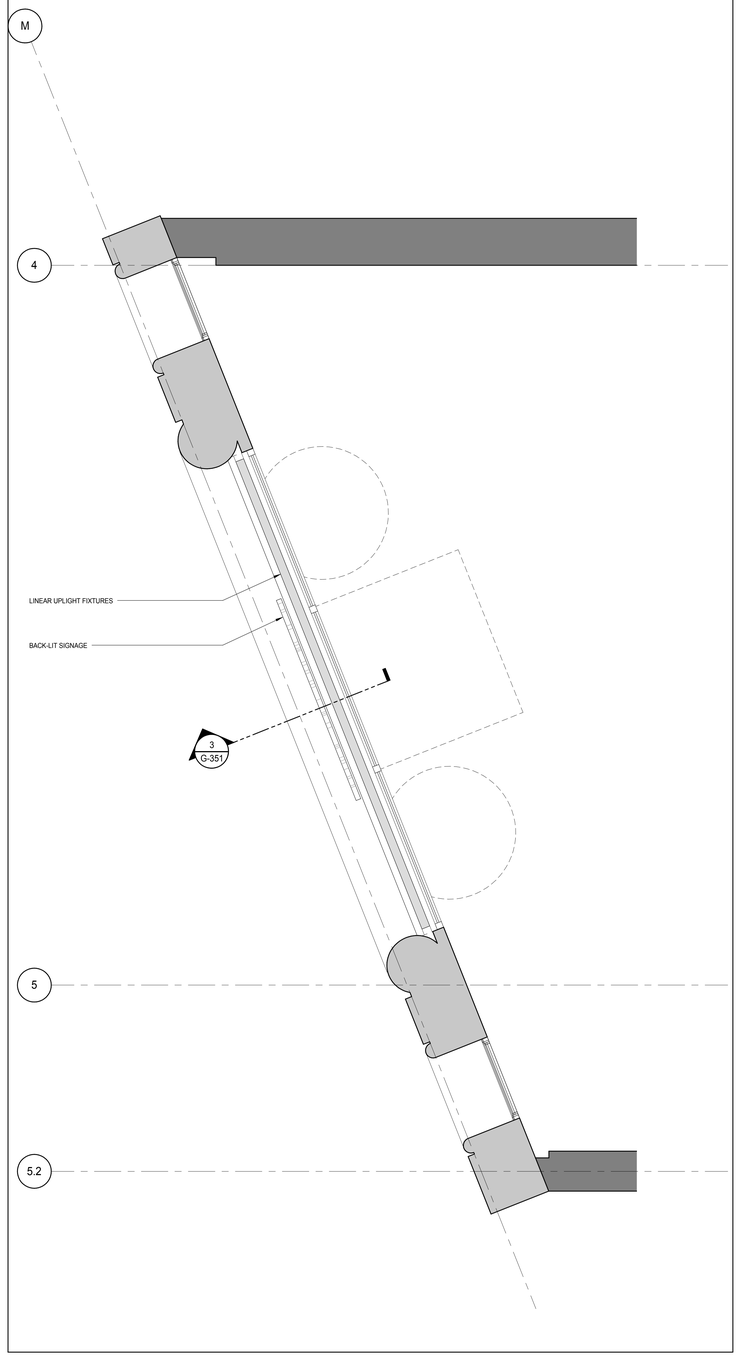

WEEST FACADE UPLIGHT PLAN DETAIL 2
3/8" = 1'-0"

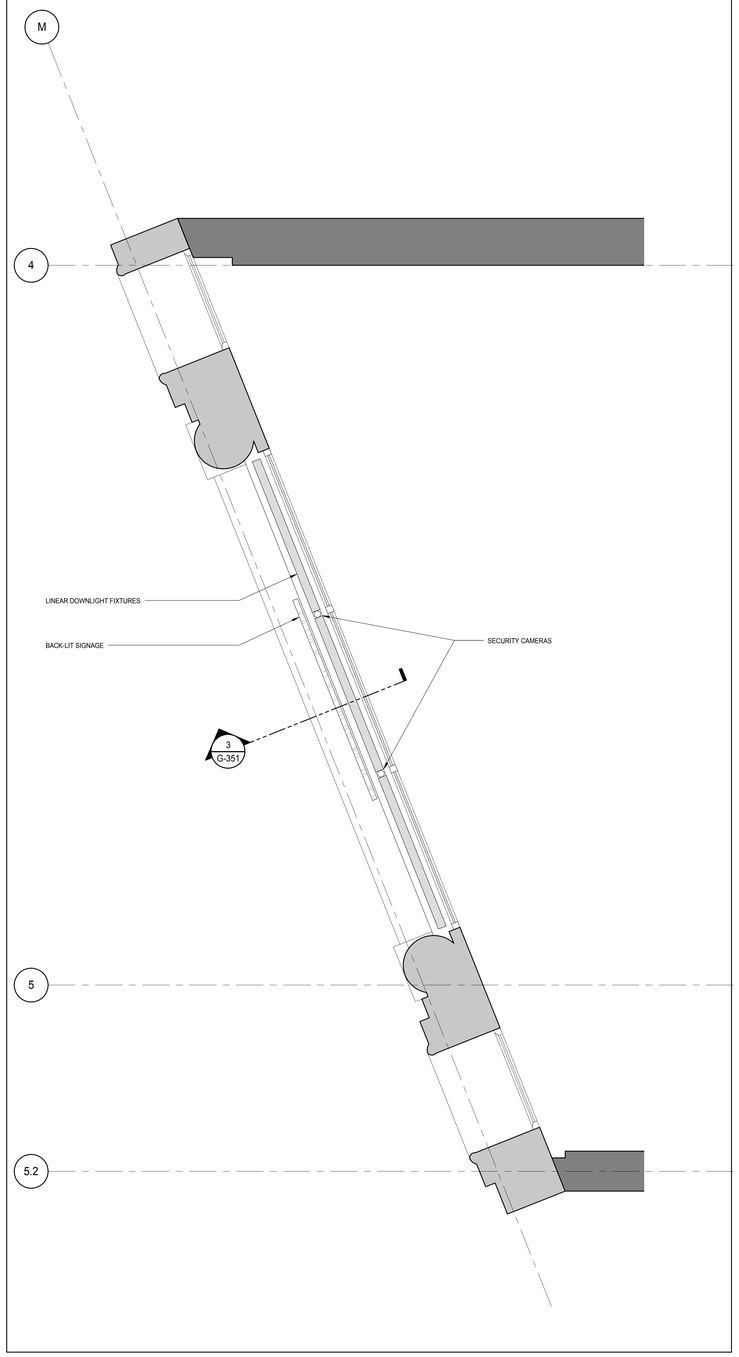

ENTRANCE REFLECTED SOFFIT PLAN 1
A-202
3/8" = 1'-0"

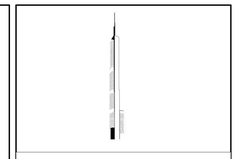

KEY PLAN:

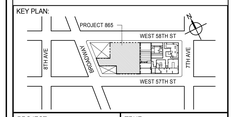

PROJECT NORTH

TRUE NORTH

DEVELOPER:
EXTELL DEVELOPMENT COMPANY
805 THIRD AVENUE, 7TH FLOOR
New York, NY 10022 USA
TEL: 212 712 6000 FAX: 212 712 6100

DESIGN ARCHITECT: Base Building Shell & Core
ADRIAN SMITH + GORDON GILL ARCHITECTURE
111 WEST MONROE STREET SUITE 2300
CHICAGO IL 60603
TEL: 312 920 1888 FAX: 312 920 1775

INTERIOR DESIGNER: Residential
Rottet Architecture and Design Studio, PLLC
298 Fifth Ave, 7th Floor
New York, NY 10001
TEL: 646 998 7000 FAX:

ARCHITECT OF RECORD: Base Building Shell, Core, & Residential
AAI ARCHITECTS, P.C.
401 Wellington St. W., 3rd Floor
Toronto, ON M5V 1E7 Canada
TEL: 416 967 1500 FAX: 416 967 7150

STRUCTURAL ENGINEERS:
WSP CANTOR SEINUK
228 EAST 45th Street
New York, NY 10017 USA
TEL: 212 687 9888 FAX: 646 487 5501

MEP ENGINEERS:
AKF GROUP
165 Broadway, 22nd Floor
New York, NY 10006 USA
TEL: 212 354 5656 FAX: 212 354 5668

GEOTECHNICAL ENGINEERS:
Langan Engineering & Environmental Services
21 Penn Plaza - 360 West 31st Street, 8th Floor
New York, NY 10001-2727
TEL: 212 479 5400 FAX: 212 479 5444

CODE CONSULTANTS:
Construction Consulting Associates
100 Church Street
New York, NY 10007
TEL: 212 385 1818 FAX: 212 385 1911

CURTAINWALL CONSULTANT:
AJLP Consulting
40 Worth Street. Suite 826
New York, NY 10013
TEL: 212 757 5659 FAX: 646 219 8508

LANDMARK/PRESERVATION CONSULTANT:
Jan Hird Pokorny Associates, Inc.
39 West 37th Street, 12A
New York, NY 10018
TEL: 212 759 6462 FAX: 212 759 6540

No.	DESCRIPTION	DATE
1	D.O.B. SUBMISSION	18 FEB 15
	D.O.B. SUBMISSION	27 APR 15

NOT FOR BID/CONSTRUCTION

Discrepancies must be reported immediately to the Architect before proceeding. Only figured dimensions are to be used. Contractors must check all dimensions on site. This drawing is protected by copyright.

ALL DIMENSIONS ARE SHOWN IN IMPERIAL.

CONSULTANT:

AAI ARCHITECTS, P.C.

PROJECT:

217 WEST 57TH STREET
NEW YORK, NY

DRAWING TITLE:

1780 BROADWAY WEST FACADE - ENTRANCE DETAILS

SEAL & SIGNATURE:

REGISTERED ARCHITECT WAYNE DAVID JANSSEN 026881 STATE OF NEW YORK

DATE:	18 FEB 15
PROJECT No:	1216-00
DRAWN: Author	REV: 1
CHK: Checker	
SCALE: As indicated	
DWG No:	G-351.01
DOB PAGE No:	565 of 569

DOB EMPLOYEE STAMP:

DOB B-SCAN:

36" x 48" Arch E SHEET SIZE
FILE NAME: C:\Revit Local Files\EXTELL-865-AAI-TWR-CNE_hedrarm.rvt
PLOT DATE: 9/22/2015 1:48:41 PM

DEPT OF BLDGS 421208305 Job Number
E500123270 Scan Code

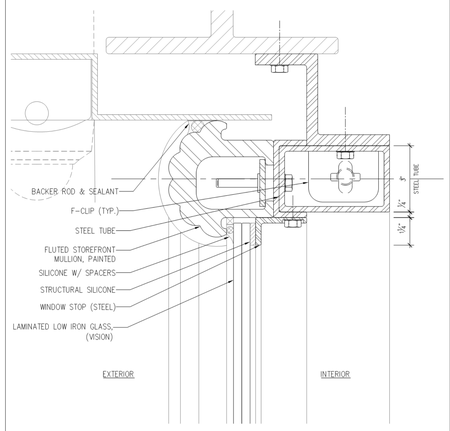

10	NOT USED	SCALE: 1=X

8	GROUND FLOOR HEAD- DETAIL	SCALE: 6"=1'-0"

5	NOT USED	SCALE: 1=X

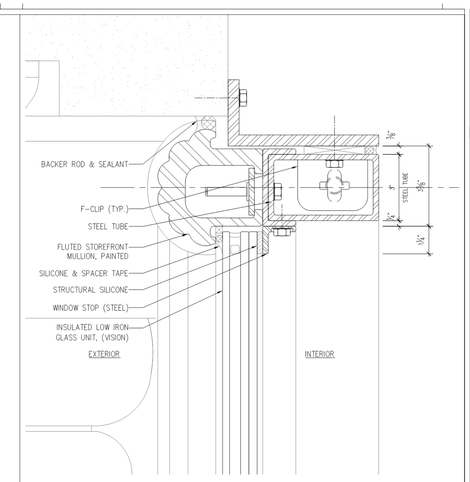

3	2nd FLOOR HEAD- DETAIL	SCALE: 6"=1'-0"

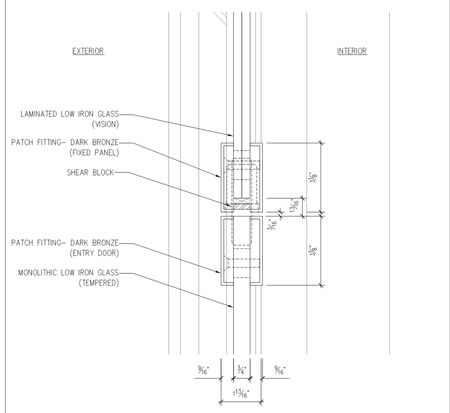

9	NOT USED	SCALE: 1=X

7	ENTRY SWING DOOR HEAD	SCALE: 6"=1'-0"

4	NOT USED	SCALE: 1=X

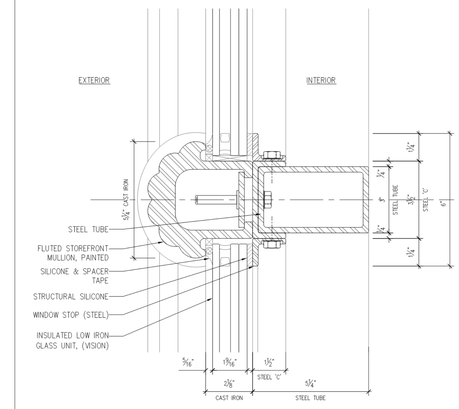

2	HORIZONTAL INTERMEDIATE	SCALE: 6"=1'-0"

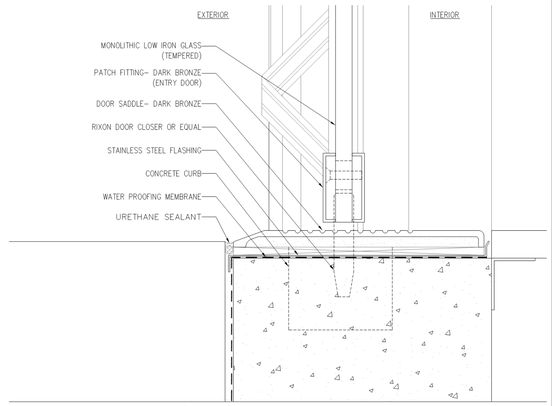

6	ENTRY SWING DOOR BASE	SCALE: 6"=1'-0"

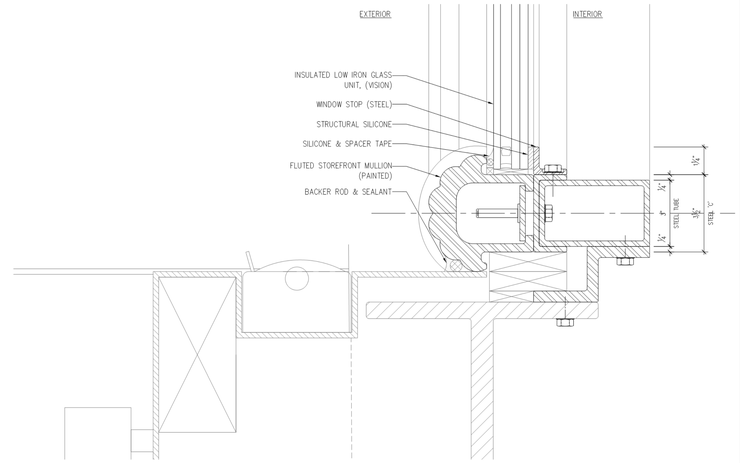

1	2nd FLOOR BASE- DETAIL	SCALE: 6"=1'-0"

KEY PLAN:

PROJECT NORTH | TRUE NORTH

DEVELOPER:
EXTELL DEVELOPMENT COMPANY
805 THIRD AVENUE, 7TH FLOOR
New York, NY 10022 USA
TEL: 212 712 6000 FAX: 212 712 6100

DESIGN ARCHITECT: Base Building Shell & Core
ADRIAN SMITH + GORDON GILL ARCHITECTURE
111 WEST MONROE STREET SUITE 2300
CHICAGO IL 60603
TEL: 312 920 1888 FAX: 312 920 1775

INTERIOR DESIGNER: Residential
Rottet Architecture and Design Studio, PLLC
298 Fifth Ave, 7th Floor
New York, NY 10001
TEL: 646 998 7000 FAX:

ARCHITECT OF RECORD: Base Building Shell, Core, & Residential
AAI ARCHITECTS, P.C.
401 Wellington St. W., 3rd Floor
Toronto, ON M5V 1E7 Canada
TEL: 416 967 1500 FAX: 416 967 7150

STRUCTURAL ENGINEERS:
WSP CANTOR SEINUK
228 EAST 45th Street
New York, NY 10017 USA
TEL: 212 687 9888 FAX: 646 487 5501

MEP ENGINEERS:
AKF GROUP
165 Broadway, 22nd Floor
New York, NY 10006 USA
TEL: 212 354 5656 FAX: 212 354 5668

GEOTECHNICAL ENGINEERS:
Langan Engineering & Environmental Services
21 Penn Plaza - 360 West 31st Street, 8th Floor
New York, NY 10001-2727
TEL: 212 479 5400 FAX: 212 479 5444

CODE CONSULTANTS:
Construction Consulting Associates
100 Church Street
New York, NY 10007
TEL: 212 385 1818 FAX: 212 385 1911

CURTAINWALL CONSULTANT:
AJLP Consulting
40 Worth Street. Suite 826
New York, NY 10013
TEL: 212 757 5659 FAX: 646 219 8508

LANDMARK/PRESERVATION CONSULTANT:
Jan Hird Pokorny Associates, Inc.
39 West 37th Street, 12A
New York, NY 10018
TEL: 212 759 6462 FAX: 212 759 6540

No.	DESCRIPTION:	DATE:
4	D.O.B SUBMISSION	19 DEC 2014
3	CD PROGRESS ISSUE - 1	15 OCT 2014
2	ISSUED FOR DESIGN DEVELOPMENT	31 JUL 2014
1	100% SCHEMATIC DESIGN	04 APR 2014

D.O.B SUBMISSION

Discrepancies must be reported immediately to the Architect before proceeding. Only figured dimensions are to be used. Contractors must check all dimensions on site. This drawing is protected by copyright.

ALL DIMENSIONS ARE SHOWN IN IMPERIAL.

CONSULTANT:
AJLP Consulting
40 Worth Street. Suite 826
New York, NY 10013
TEL: 212 757 5659 FAX: 646 219 8508

PROJECT:
217 WEST 57TH STREET
NEW YORK, NY

DRAWING TITLE:

SEAL & SIGNATURE:

DATE: 2014.04.04
PROJECT No:
DRAWN: AM REV:
CHK: RN
SCALE: 6" = 1'-0"
DWG No:
G-800.00
DOB PAGE No: of

DOB EMPLOYEE STAMP: DOB B-SCAN:

KEY PLAN:

PROJECT NORTH | TRUE NORTH

DEVELOPER:
EXTELL DEVELOPMENT COMPANY
805 THIRD AVENUE, 7TH FLOOR
New York, NY 10022 USA
TEL: 212 712 6000 FAX: 212 712 6100

DESIGN ARCHITECT: Base Building Shell & Core
ADRIAN SMITH + GORDON GILL ARCHITECTURE
111 WEST MONROE STREET SUITE 2300
CHICAGO IL 60603
TEL: 312 920 1888 FAX: 312 920 1775

INTERIOR DESIGNER: Residential
Rottet Architecture and Design Studio, PLLC
298 Fifth Ave, 7th Floor
New York, NY 10001
TEL: 646 998 7000 FAX:

ARCHITECT OF RECORD: Base Building Shell, Core, & Residential
AAI ARCHITECTS, P.C.
401 Wellington St. W., 3rd Floor
Toronto, ON M5V 1E7 Canada
TEL: 416 967 1500 FAX: 416 967 7150

STRUCTURAL ENGINEERS:
WSP CANTOR SEINUK
228 EAST 45th Street
New York, NY 10017 USA
TEL: 212 687 9888 FAX: 646 487 5501

MEP ENGINEERS:
AKF GROUP
165 Broadway, 22nd Floor
New York, NY 10006 USA
TEL: 212 354 5656 FAX: 212 354 5668

GEOTECHNICAL ENGINEERS:
Langan Engineering & Environmental Services
21 Penn Plaza - 360 West 31st Street, 8th Floor
New York, NY 10001-2727
TEL: 212 479 5400 FAX: 212 479 5444

CODE CONSULTANTS:
Construction Consulting Associates
100 Church Street
New York, NY 10007
TEL: 212 385 1818 FAX: 212 385 1911

CURTAINWALL CONSULTANT:
AJLP Consulting
40 Worth Street. Suite 826
New York, NY 10013
TEL: 212 757 5659 FAX: 646 219 8508

LANDMARK/PRESERVATION CONSULTANT:
Jan Hird Pokorny Associates, Inc.
39 West 37th Street, 12A
New York, NY 10018
TEL: 212 759 6462 FAX: 212 759 6540

No.	DESCRIPTION	DATE
1	D.O.B. SUBMISSION	18 FEB 15
	D.O.B. SUBMISSION	27 APR 15

NOT FOR BID/CONSTRUCTION

Discrepancies must be reported immediately to the Architect before proceeding. Only figured dimensions are to be used. Contractors must check all dimensions on site. This drawing is protected by copyright.

ALL DIMENSIONS ARE SHOWN IN IMPERIAL.

CONSULTANT:
AAI ARCHITECTS, P.C.

PROJECT:
217 WEST 57TH STREET
NEW YORK, NY

DRAWING TITLE:
1780 BROADWAY - FACADE DETAILS

SEAL & SIGNATURE:

DATE: 18 FEB 15
PROJECT No: 1216-00
DRAWN: Author REV: 1
CHK: Checker
SCALE:
DWG No:
G-800.01
DOB PAGE No: 566 of 569

DOB EMPLOYEE STAMP: DOB B-SCAN:

36" x 48" Arch E SHEET SIZE
FILE NAME: C:\Users\Local Files\EXTELL-865-AAI-TWR-CAF_Jadlamm.rvt
PLOT DATE: 9/22/2015 1:48:02 PM

DEPT OF BLDGS 421263626 Job Number
E367255042 Scan Code

36" x 48" Arch E - SHEET SIZE

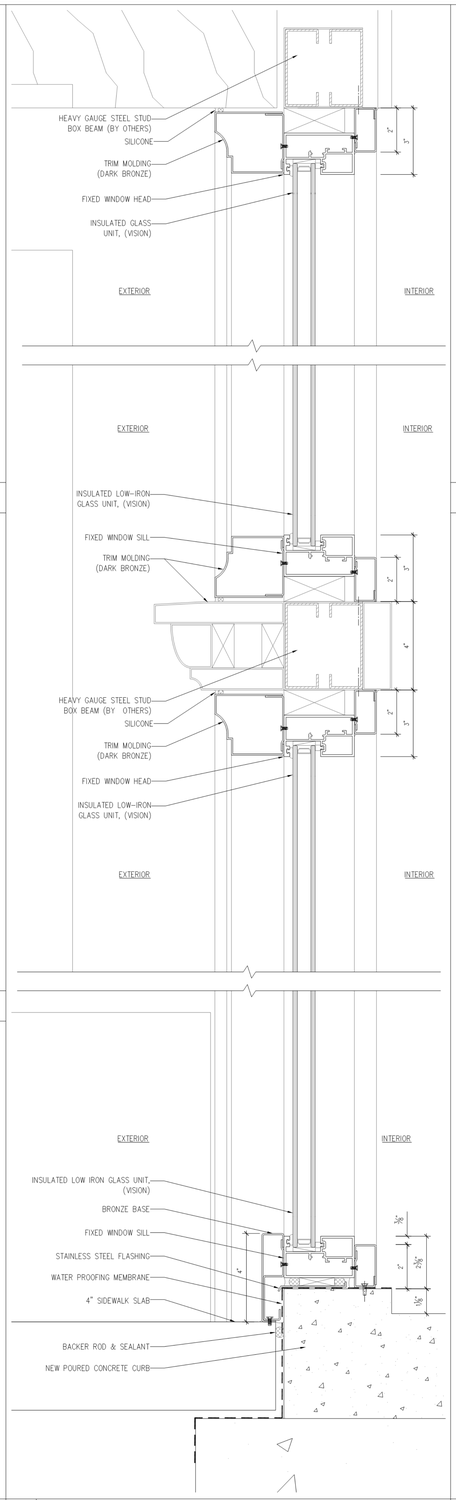

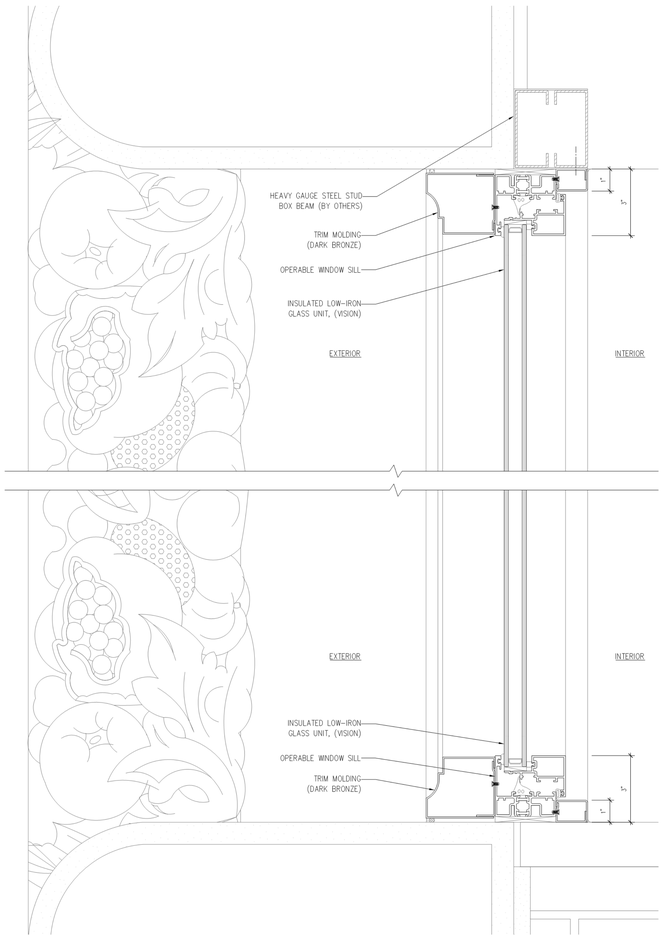

7	NOT USED	SCALE: 1=X
6	NOT USED	SCALE: 1=X
5	NOT USED	SCALE: 1=X
4	FIXED WINDOW (GROUND FL.)- SECTION DETAIL	SCALE: 6"= 1'-0"
3	NOT USED	SCALE: 1=X
2	NOT USED	SCALE: 1=X
1	OPERABLE WINDOW (2ND FL.)- SECTION DETAIL	SCALE: 6"= 1'-0"

FILE NAME: G:\Revit Local Files\EXTELL-805-AAI-TWR-CNE_hadiann.rvt
PLOT DATE: 9/22/2015 1:46:18 PM



KEY PLAN:

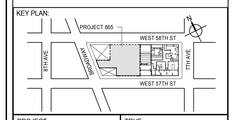

PROJECT NORTH | TRUE NORTH

DEVELOPER:
EXTELL DEVELOPMENT COMPANY
805 THIRD AVENUE, 7TH FLOOR
New York, NY 10022 USA
TEL: 212 712 6000 FAX: 212 712 6100

DESIGN ARCHITECT: Base Building Shell & Core
ADRIAN SMITH + GORDON GILL ARCHITECTURE
111 WEST MONROE STREET SUITE 2300
CHICAGO IL 60603
TEL: 312 920 1888 FAX: 312 920 1775

INTERIOR DESIGNER: Residential
Rottet Architecture and Design Studio, PLLC
298 Fifth Ave, 7th Floor
New York, NY 10001
TEL: 646 998 7000 FAX:

ARCHITECT OF RECORD: Base Building Shell, Core, & Residential
AAI ARCHITECTS, P.C.
401 Wellington St. W., 3rd Floor
Toronto, ON M5V 1E7 Canada
TEL: 416 967 1500 FAX: 416 967 7150

STRUCTURAL ENGINEERS:
WSP CANTOR SEINUK
228 EAST 45th Street
New York, NY 10017 USA
TEL: 212 687 9888 FAX: 646 487 5501

MEP ENGINEERS:
AKF GROUP
165 Broadway, 22nd Floor
New York, NY 10006 USA
TEL: 212 354 5656 FAX: 212 354 5668

GEOTECHNICAL ENGINEERS:
Langan Engineering & Environmental Services
21 Penn Plaza - 360 West 31st Street, 8th Floor
New York, NY 10001-2727
TEL: 212 479 5400 FAX: 212 479 5444

CODE CONSULTANTS:
Construction Consulting Associates
100 Church Street
New York, NY 10007
TEL: 212 385 1818 FAX: 212 385 1911

CURTAINWALL CONSULTANT:
AJLP Consulting
40 Worth Street. Suite 826
New York, NY 10013
TEL: 212 757 5659 FAX: 646 219 8508

LANDMARK/PRESERVATION CONSULTANT:
Jan Hird Pokorny Associates, Inc.
39 West 37th Street, 12A
New York, NY 10018
TEL: 212 759 6462 FAX: 212 759 6540

No.	DESCRIPTION:	DATE:
4	D.O.B SUBMISSION	19 DEC 2014
3	CD PROGRESS ISSUE - 1	15 OCT 2014
2	ISSUED FOR DESIGN DEVELOPMENT	31 JUL 2014
1	100% SCHEMATIC DESIGN	04 APR 2014

D.O.B SUBMISSION

Discrepancies must be reported immediately to the Architect before proceeding. Only figured dimensions are to be used. Contractors must check all dimensions on site. This drawing is protected by copyright.

ALL DIMENSIONS ARE SHOWN IN IMPERIAL.

CONSULTANT:
AJLP Consulting
40 Worth Street, Suite 826
New York, NY 10013
TEL: 212 757 5659 FAX: 646 219 8508

PROJECT:
217 WEST 57TH STREET
NEW YORK, NY

DRAWING TITLE:

SEAL & SIGNATURE:

DATE: 2014.04.04
PROJECT No:
DRAWN: AM REV:
CHK: RN
SCALE: 6" = 1'-0"
DWG No:
G-801.00
DOB PAGE No: of

DOB EMPLOYEE STAMP: DOB B-SCAN:

No.	DESCRIPTION	DATE
1	D.O.B. SUBMISSION	18 FEB 15
	D.O.B. SUBMISSION	27 APR 15

NOT FOR BID/CONSTRUCTION

Discrepancies must be reported immediately to the Architect before proceeding. Only figured dimensions are to be used. Contractors must check all dimensions on site. This drawing is protected by copyright.

ALL DIMENSIONS ARE SHOWN IN IMPERIAL.

CONSULTANT:
AAI ARCHITECTS, P.C.

PROJECT:
217 WEST 57TH STREET
NEW YORK, NY

DRAWING TITLE:
1780 BROADWAY - FACADE DETAILS

SEAL & SIGNATURE:

DATE: 18 FEB 15
PROJECT No: 1216-00
DRAWN: Author REV: 1
CHK: Checker
SCALE:
DWG No:
G-801.01
DOB PAGE No: 567 of 569

DOB EMPLOYEE STAMP: DOB B-SCAN:

DEPT OF BLDGS 421263426 Job Number E3258039982 Scan Code

36" x 48" Arch E - SHEET SIZE

9 NOT USED — SCALE: 1=X



8 REVOLVING DOOR- FIXED CURVED PANEL (GROUND FL.)- SECTION DETAIL — SCALE: 6"= 1'-0"

7 NOT USED — SCALE: 1=X

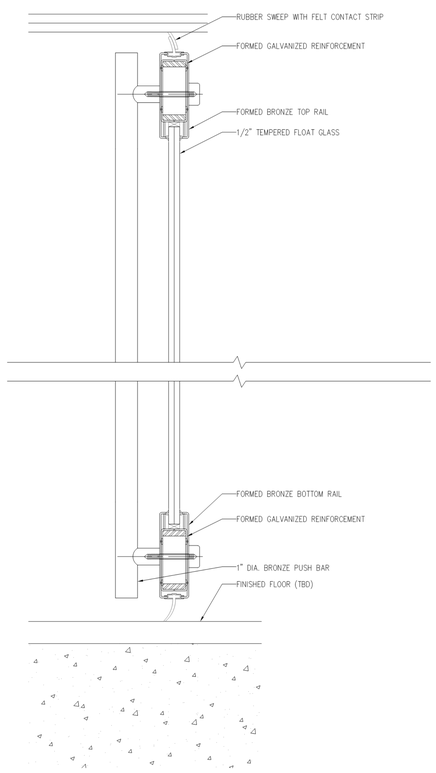

6 REVOLVING DOOR- MOVING FLAT PANEL (GROUND FL.)- SECTION DETAIL — SCALE: 6"= 1'-0"

5 NOT USED — SCALE: 1=X

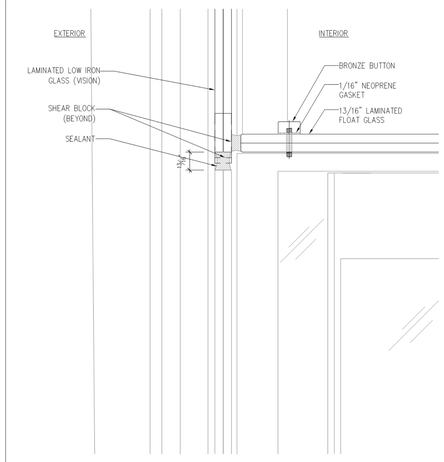

4 TRANSOM GLASS OVER REVOLVING DOOR (GROUND FL.)- SECTION DETAIL — SCALE: 6"= 1'-0"

3 NOT USED — SCALE: 1=X

2 NOT USED — SCALE: 1=X

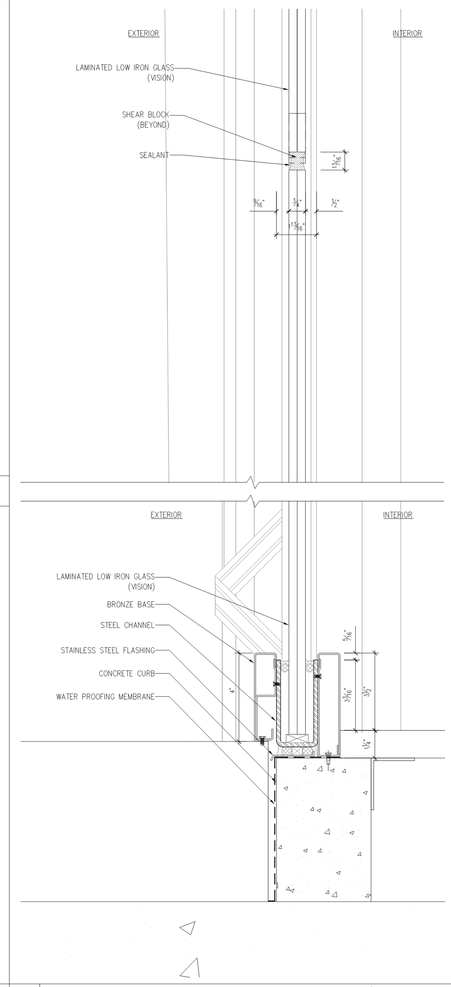

1 FIXED WINDOW/TRANSOM (GROUND FL.) SECTION DETAIL — SCALE: 6"= 1'-0"

KEY PLAN:

PROJECT NORTH — TRUE NORTH

DEVELOPER:
EXTELL DEVELOPMENT COMPANY
805 THIRD AVENUE, 7TH FLOOR
New York, NY 10022 USA
TEL: 212 712 6000 FAX: 212 712 6100

DESIGN ARCHITECT: Base Building Shell & Core
ADRIAN SMITH + GORDON GILL ARCHITECTURE
111 WEST MONROE STREET SUITE 2300
CHICAGO IL 60603
TEL: 312 920 1888 FAX: 312 920 1775

ARCHITECT OF RECORD: Base Building Shell, Core, & Residential
AAI ARCHITECTS, P.C.
401 Wellington St. W., 3rd Floor
Toronto, ON M5V 1E7 Canada
TEL: 416 967 1500 FAX: 416 967 7150

STRUCTURAL ENGINEERS:
WSP CANTOR SEINUK
228 EAST 45th Street
New York, NY 10017 USA
TEL: 212 687 9888 FAX: 646 487 5501

MEP ENGINEERS:
AKF GROUP
165 Broadway, 22nd Floor
New York, NY 10006 USA
TEL: 212 354 5656 FAX: 212 354 5668

GEOTECHNICAL ENGINEERS:
Langan Engineering & Environmental Services
21 Penn Plaza - 360 West 31st Street, 8th Floor
New York, NY 10001-2727
TEL: 212 479 5400 FAX: 212 479 5444

CODE CONSULTANTS:
Construction Consulting Associates
100 Church Street
New York, NY 10007
TEL: 212 385 1818 FAX: 212 385 1911

CURTAINWALL CONSULTANT:
AJLP Consulting
40 Worth Street. Suite 826
New York, NY 10013
TEL: 212 757 5659 FAX: 646 219 8508

LANDMARK/PRESERVATION CONSULTANT:
Jan Hird Pokorny Associates, Inc.
39 West 37th Street, 12A
New York, NY 10018
TEL: 212 759 6462 FAX: 212 759 6540

No.	DESCRIPTION:	DATE:
4	D.O.B SUBMISSION	19 DEC 2014
3	CD PROGRESS ISSUE - 1	15 OCT 2014
2	ISSUED FOR DESIGN DEVELOPMENT	31 JUL 2014
1	100% SCHEMATIC DESIGN	04 APR 2014

D.O.B SUBMISSION

Discrepancies must be reported immediately to the Architect before proceeding. Only figured dimensions are to be used. Contractors must check all dimensions on site. This drawing is protected by copyright.

ALL DIMENSIONS ARE SHOWN IN IMPERIAL.

CONSULTANT:
AJLP Consulting
40 Worth Street. Suite 826
New York, NY 10013
TEL: 212 757 5659 FAX: 646 219 8508

PROJECT:
217 WEST 57TH STREET
NEW YORK, NY

DRAWING TITLE:

SEAL & SIGNATURE:

DATE: 2014.04.04
PROJECT No:
DRAWN: AM REV:
CHK: RN
SCALE: 6" = 1'-0"
DWG No:
G-802.00
DOB PAGE No: of

DOB EMPLOYEE STAMP: DOB B-SCAN:

KEY PLAN:

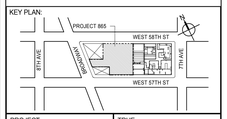

PROJECT NORTH — TRUE NORTH

DEVELOPER:
EXTELL DEVELOPMENT COMPANY
805 THIRD AVENUE, 7TH FLOOR
New York, NY 10022 USA
TEL: 212 712 6000 FAX: 212 712 6100

DESIGN ARCHITECT: Base Building Shell & Core
ADRIAN SMITH + GORDON GILL ARCHITECTURE
111 WEST MONROE STREET SUITE 2300
CHICAGO IL 60603
TEL: 312 920 1888 FAX: 312 920 1775

ARCHITECT OF RECORD: Base Building Shell, Core, & Residential
AAI ARCHITECTS, P.C.
401 Wellington St. W., 3rd Floor
Toronto, ON M5V 1E7 Canada
TEL: 416 967 1500 FAX: 416 967 7150

STRUCTURAL ENGINEERS:
WSP CANTOR SEINUK
228 EAST 45th Street
New York, NY 10017 USA
TEL: 212 687 9888 FAX: 646 487 5501

MEP ENGINEERS:
AKF GROUP
165 Broadway, 22nd Floor
New York, NY 10006 USA
TEL: 212 354 5656 FAX: 212 354 5668

GEOTECHNICAL ENGINEERS:
Langan Engineering & Environmental Services
21 Penn Plaza - 360 West 31st Street, 8th Floor
New York, NY 10001-2727
TEL: 212 479 5400 FAX: 212 479 5444

CODE CONSULTANTS:
Construction Consulting Associates
100 Church Street
New York, NY 10007
TEL: 212 385 1818 FAX: 212 385 1911

CURTAINWALL CONSULTANT:
AJLP Consulting
40 Worth Street. Suite 826
New York, NY 10013
TEL: 212 757 5659 FAX: 646 219 8508

LANDMARK/PRESERVATION CONSULTANT:
Jan Hird Pokorny Associates, Inc.
39 West 37th Street, 12A
New York, NY 10018
TEL: 212 759 6462 FAX: 212 759 6540

No.	DESCRIPTION	DATE
1	D.O.B. SUBMISSION	18 FEB 15
	D.O.B. SUBMISSION	27 APR 15

NOT FOR BID/CONSTRUCTION

Discrepancies must be reported immediately to the Architect before proceeding. Only figured dimensions are to be used. Contractors must check all dimensions on site. This drawing is protected by copyright.

ALL DIMENSIONS ARE SHOWN IN IMPERIAL.

CONSULTANT:
AAI ARCHITECTS, P.C.

PROJECT:
217 WEST 57TH STREET
NEW YORK, NY

DRAWING TITLE:
1780 BROADWAY - FACADE DETAILS

SEAL & SIGNATURE:

REGISTERED ARCHITECT WAYNE DAVID JARRETT No. 028881 STATE OF NEW YORK

DATE: 18 FEB 15
PROJECT No: 1216-00
DRAWN: Author REV: 1
CHK: Checker
SCALE:
DWG No:
G-802.01
DOB PAGE No: 568 of 569

DOB EMPLOYEE STAMP: DOB B-SCAN:

FILE NAME: C:\Revit Local Files\EXTELL-865-AAI-TWR-CNF_Jarrett.rvt
PLOT DATE: 6/2/2015 1:46:55 PM

DEPT OF BLDGS 421263626 Job Number
E345567699 Scan Code

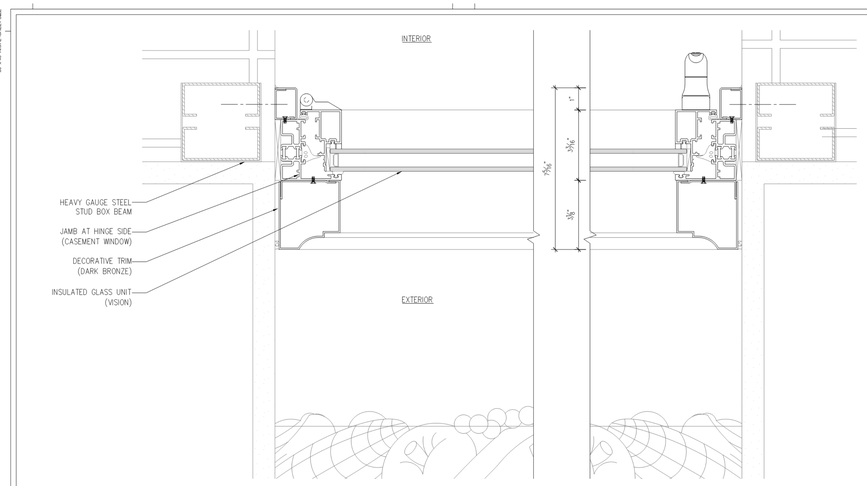

8 PLAN DETAIL (2nd FL.)- OPERABLE WINDOW SCALE: 6"= 1'-0"

5 NOT USED SCALE: 1"=X

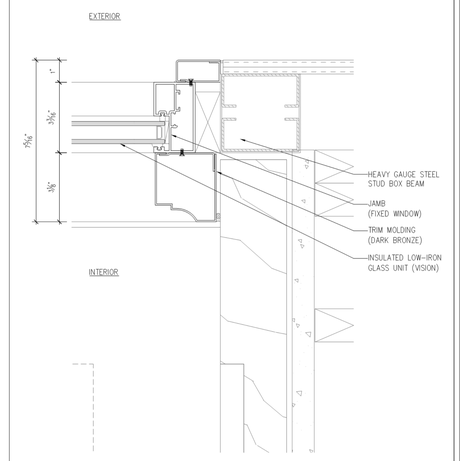

3 PLAN DETAIL (GROUND FL.)- FIXED WINDOW SCALE: 6"= 1'-0"

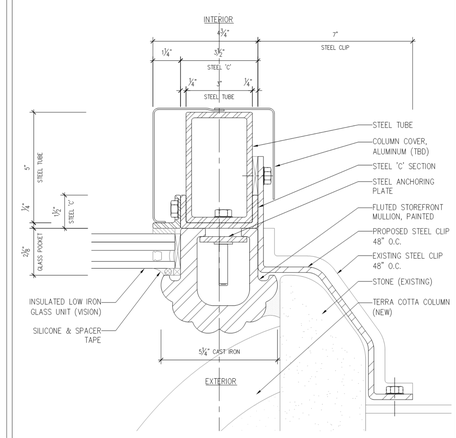

10 PLAN DETAIL (2nd FL.)- STOREFRONT WINDOW- CORNER SCALE: 6"= 1'-0"

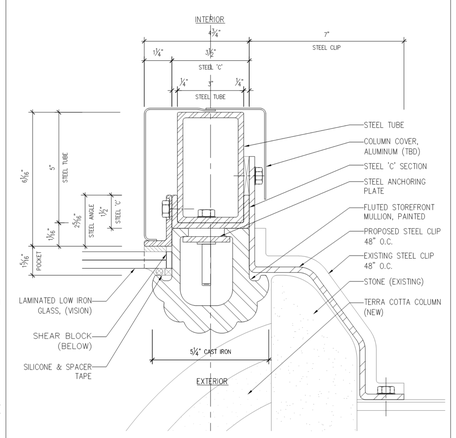

7 PLAN DETAIL (GND. FL.)- FIXED LITE/ TRANSOM- CORNER SCALE: 6"= 1'-0"

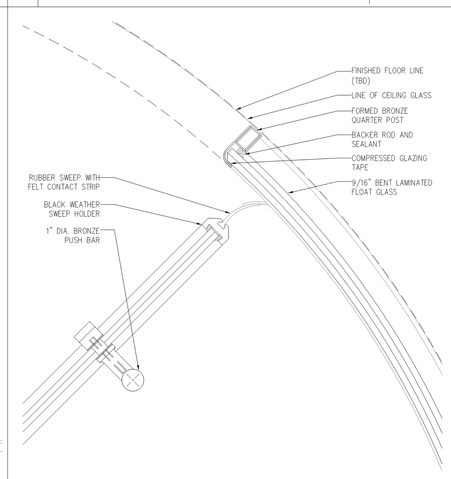

4 PLAN DETAIL (GND. FL.)- REVOLVING DOOR

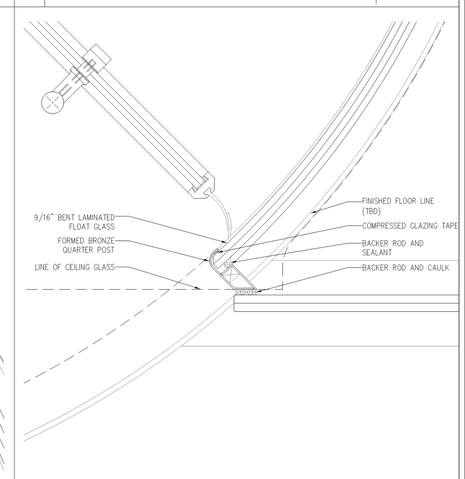

2 PLAN DETAIL (GROUND FL.)- REVOLVING DR./FIXED LITE SCALE: 6"= 1'-0"

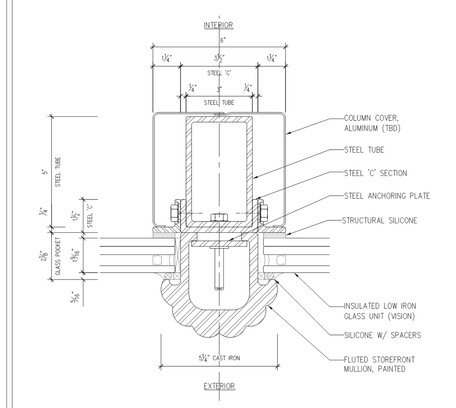

9 PLAN DETAIL (2nd FL.)- STOREFRONT WINDOW- INTERMEDIATE SCALE: 6"= 1'-0"

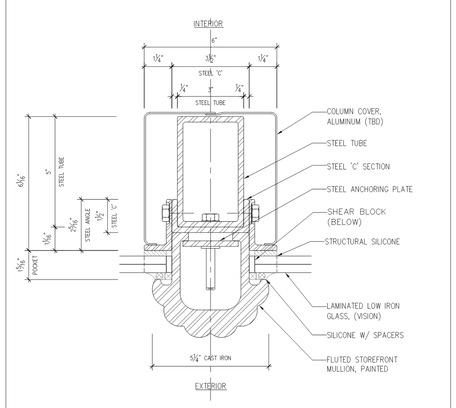

6 PLAN DETAIL (GND. FL.)- TRANSOM- INTERMEDIATE SCALE: 6"= 1'-0"

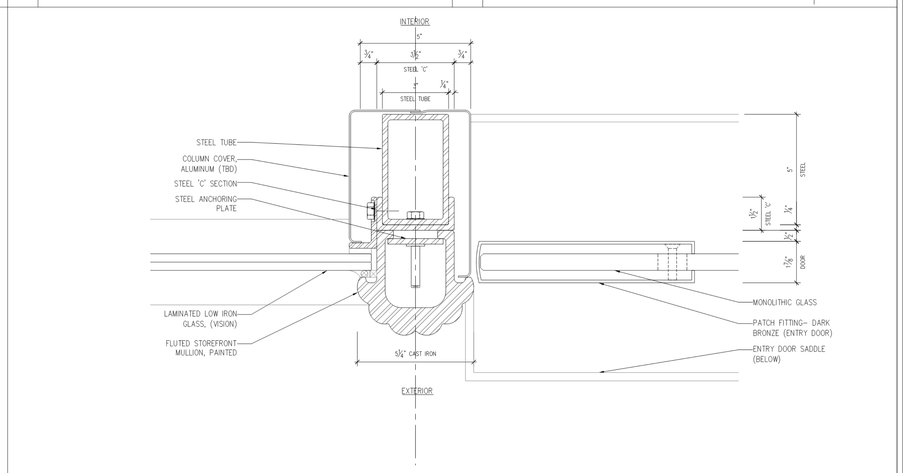

1 PLAN DETAIL (GND. FL.)- ENTRY SWING DOOR/ FIXED GLASS LITE- INTERMEDIATE SCALE: 6"= 1'-0"

KEY PLAN:

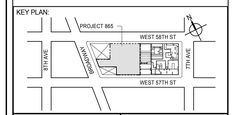

PROJECT NORTH | TRUE NORTH

DEVELOPER:
EXTELL DEVELOPMENT COMPANY
805 THIRD AVENUE, 7TH FLOOR
New York, NY 10022 USA
TEL: 212 712 6000 FAX: 212 712 6100

DESIGN ARCHITECT: Base Building Shell & Core
ADRIAN SMITH + GORDON GILL ARCHITECTURE
111 WEST MONROE STREET SUITE 2300
CHICAGO IL 60603
TEL: 312 920 1888 FAX: 312 920 1775

INTERIOR DESIGNER: Residential
Rottet Architecture and Design Studio, PLLC
298 Fifth Ave, 7th Floor
New York, NY 10001
TEL: 646 998 7000 FAX:

ARCHITECT OF RECORD: Base Building Shell, Core, & Residential
AAI ARCHITECTS, P.C.
401 Wellington St. W., 3rd Floor
Toronto, ON M5V 1E7 Canada
TEL: 416 967 1500 FAX: 416 967 7150

STRUCTURAL ENGINEERS:
WSP CANTOR SEINUK
228 EAST 45th Street
New York, NY 10017 USA
TEL: 212 687 9888 FAX: 646 487 5501

MEP ENGINEERS:
AKF GROUP
165 Broadway, 22nd Floor
New York, NY 10006 USA
TEL: 212 354 5656 FAX: 212 354 5668

GEOTECHNICAL ENGINEERS:
Langan Engineering & Environmental Services
21 Penn Plaza - 360 West 31st Street, 8th Floor
New York, NY 10001-2727
TEL: 212 479 5400 FAX: 212 479 5444

CODE CONSULTANTS:
Construction Consulting Associates
100 Church Street
New York, NY 10007
TEL: 212 385 1818 FAX: 212 385 1911

CURTAINWALL CONSULTANT:
AJLP Consulting
40 Worth Street, Suite 826
New York, NY 10013
TEL: 212 757 5659 FAX: 646 219 8508

LANDMARK/PRESERVATION CONSULTANT:
Jan Hird Pokorny Associates, Inc.
39 West 37th Street, 12A
New York, NY 10018
TEL: 212 759 6462 FAX: 212 759 6540

No.	DESCRIPTION:	DATE:
3	D.O.B SUBMISSION	19 DEC 2014
2	CD PROGRESS ISSUE - 1	15 OCT 2014
1	ISSUED FOR DESIGN DEVELOPMENT	31 JUL 2014

D.O.B SUBMISSION

Discrepancies must be reported immediately to the Architect before proceeding. Only figured dimensions are to be used. Contractors must check all dimensions on site. This drawing is protected by copyright.

ALL DIMENSIONS ARE SHOWN IN IMPERIAL.

CONSULTANT:
AJLP Consulting
40 Worth Street, Suite 826
New York, NY 10013
TEL: 212 757 5659 FAX: 646 219 8508

PROJECT:
217 WEST 57TH STREET
NEW YORK, NY

DRAWING TITLE:

SEAL & SIGNATURE:

DATE: 2014.04.04
PROJECT No:
DRAWN: AM REV:
CHK: RN
SCALE: 6" = 1'-0"
DWG No:
G-803.00
DOB PAGE No: of

DOB EMPLOYEE STAMP: DOB B-SCAN:

No.	DESCRIPTION	DATE
1	D.O.B. SUBMISSION	18 FEB 15
	D.O.B. SUBMISSION	27 APR 15

NOT FOR BID/CONSTRUCTION

Discrepancies must be reported immediately to the Architect before proceeding. Only figured dimensions are to be used. Contractors must check all dimensions on site. This drawing is protected by copyright.

ALL DIMENSIONS ARE SHOWN IN IMPERIAL.

CONSULTANT:
AAI ARCHITECTS, P.C.

PROJECT:
217 WEST 57TH STREET
NEW YORK, NY

DRAWING TITLE:
1780 BROADWAY - FACADE DETAILS

SEAL & SIGNATURE:

DATE: 18 FEB 15
PROJECT No: 1216-00
DRAWN: Author REV: 1
CHK: Checker
SCALE:
DWG No:
G-803.01
DOB PAGE No: 569 of 569

DOB EMPLOYEE STAMP: DOB B-SCAN:

36" x 48" Arch E SHEET SIZE
FILE NAME: C:\Users\Local Files\EXTELL-865-AAI-TWR-CNE_Jan\dwrn.rvt
PLOT DATE: 9/22/2015 11:48:59 PM